Appendix D

Infrastructure Interim Action Report

STATE OF WASHINGTON
DEPARTMENT OF ECOLOGY
PO Box 47775 • Olympia, Washington 98504-7775 • (360) 407-6300

June 18, 2010

Ms. Joanne Snarski,
Environmental Program & Project Manager
Port of Olympia
915 Washington Street NE
Olympia, WA 98501

Re: **Ecology approval of the *Infrastructure Interim Action Report for East Bay Redevelopment Site,* Prepared for the Port of Olympia by Pioneer Technologies Corporation, June 2010; East Bay Redevelopment, Olympia, Washington, Ecology Facility/Site No. 5785176, Agreed Order DE5471.**

Dear Ms. Snarski:

Thank you for submitting the revised Interim Action report for our review in response to our May 10 comment letter. We have no further comments on this report. **Therefore, we consider the above-referenced Interim Action Report to be approved.**

If you have any questions, please contact me at (360) 407-6247 or via e-mail at stee461@ecy.wa.gov.

Sincerely,

SS Teel

Steve Teel, LHG
Site Manager/Hydrogeologist
Toxics Cleanup Program
Southwest Regional Office

ST/ksc:Approval IAR 61810

By certified mail: (7009 1410 0002 4420 4844)

cc: Mr. Troy Bussey, Senior Professional Engineer, PIONEER Technologies Corporation
Mr. Tom Morrill – City Attorney
Mr. Chris Cleveland, Brown and Caldwell
Maggie Yowell, Attorney, FOSTER PEPPER PLLC
Ivy Anderson – Office of the Attorney General
Rebecca Lawson - Department of Ecology
Scott Rose – Department of Ecology

Infrastructure Interim Action Report for East Bay Redevelopment Site

PREPARED FOR:



PORT OF OLYMPIA
915 WASHINGTON STREET NE
OLYMPIA, WA 98501

PREPARED BY:



2612 Yelm Hwy SE, Suite B
Olympia, WA 98501-4826
Phone: 360.570.1700
Fax: 360.570.1777
www.uspioneer.com

JUNE 2010

This document was prepared under my direction. The information submitted is, to the best of my knowledge and belief, true, accurate, and complete.





6/7/10

Troy D. Bussey Jr., P.E., L.G., L.HG.
Senior Professional Engineer
PIONEER Technologies Corporation
Washington PE Registration No. 38877
Washington L.G. and L.HG. Registration No. 1568

Date

TABLE OF CONTENTS

SECTION 1 – BACKGROUND 1

1.1. EAST BAY REDEVELOPMENT PROJECT 1
1.2. REPORT PURPOSE 1
1.3. SITE DESCRIPTION 1
1.4. REGULATORY CONTEXT 2
1.5. IA OBJECTIVES 2
1.6. CONSTITUENTS OF POTENTIAL CONCERN 2
1.7. IA CLEANUP LEVELS AND REUSE UNDER PAVEMENT LEVELS 3
1.8. AIRBORNE DUST ACTION LEVEL 3
1.9. CONSTRUCTION PLANS, SPECIFICATIONS, AND CONTRACTOR 4

SECTION 2 – FIELD AND ANALYTICAL ACTIVITIES 5

2.1. AIRBORNE DUST MONITORING 5
2.2. STOCKPILE MANAGEMENT 5
2.3. SOIL SAMPLING AND ANALYSIS FOR STOCKPILES DESIGNATED FOR POSSIBLE REUSE 7
2.4. ADDITIONAL SOIL SAMPLING AND ANALYSIS FOR ZONE 4 STOCKPILES 7
2.5. SOIL REUSE AND WASTE DISPOSAL 8
2.6. PAVING 8
2.7. GROSS CONTAMINATION PROVISIONS 8
2.8. MONITORING WELL PROTECTION 8
2.9. OTHER ENGINEERING CONTROLS 9
2.10. NATIONAL POLLUTANT DISCHARGE ELIMINATION SYSTEM PERMIT 9
2.11. DEVIATIONS FROM THE IAWP 9

SECTION 3 – RESULTS 10

3.1. AIRBORNE DUST CONCENTRATIONS 10
3.2. ANALYTICAL LABORATORY DATA AND DATA QUALITY REVIEW 10
3.3. SOIL STOCKPILE RESULTS 10
3.4. SOIL REUSE AND WASTE DISPOSAL 10

SECTION 4 – DISCUSSION 11

4.1. REVIEW OF THE INTERIM ACTION REMEDY 11
4.2. CONSIDERATIONS FOR FUTURE CLEANUP ACTIONS 11

REFERENCES 12

TABLES

TABLE 1: INTERIM ACTION CLEANUP LEVELS AND REUSE UNDER PAVEMENT LEVELS
TABLE 2: DAILY AIRBORNE DUST MONITORING NOTES
TABLE 3: DEVIATIONS FROM INTERIM ACTION WORK PLAN
TABLE 4: AIRBORNE DUST MONITORING RESULTS
TABLE 5: RESULTS FOR SOIL STOCKPILES DESIGNATED FOR POSSIBLE REUSE
TABLE 6: RESULTS OF TCLP TESTING FOR ZONE 4 STOCKPILES

FIGURES

FIGURE 1: SITE LOCATION
FIGURE 2: PARCEL LOCATIONS AND ZONE BOUNDARIES
FIGURE 3: APPROXIMATE EXCAVATION AREAS AND DEPTHS
FIGURE 4: SOIL STOCKPILE RESULTS BY ZONE

APPENDICES

APPENDIX A: AIRBORNE DUST MONITORING FIELD NOTES
APPENDIX B: SOIL STOCKPILE MANAGEMENT PROCEDURES MEMORANDUM
APPENDIX C: SOIL STOCKPILE MANAGEMENT FIELD NOTES
APPENDIX D: PHOTOGRAPHIC LOG
APPENDIX E: ENGINEERING CONTROLS FIELD NOTES
APPENDIX F: AIRBORNE DUST MEASUREMENTS
APPENDIX G: SOIL STOCKPILE ANALYTICAL REPORTS AND DATA QUALITY REVIEW
APPENDIX H: WASTE DISPOSAL DOCUMENTATION

ACRONYMS AND ABBREVIATIONS

Acronym	Explanation
AO	Agreed Order No. DE5471
BTEX	Benzene, Toluene, Ethylbenzene, and Xylenes
COPC	Constituent of Potential Concern
cPAHs	Carcinogenic Polycyclic Aromatic Hydrocarbons
CY	Cubic Yards
Dioxins/Furans	Chlorinated Dibenzo-p-dioxins and Chlorinated Dibenzofurans
Ecology	Washington State Department of Ecology
ECs	Engineering Controls
IA	Interim Action
IACL	Interim Action Cleanup Level
IARUPL	Interim Action Reuse Under Pavement Level
IAWP	Interim Action Work Plan
MTCA	Model Toxics Control Act
MW	Monitoring Well
PAHs	Polycyclic Aromatic Hydrocarbons
PCBs	Polychlorinated Biphenyls
PIONEER	PIONEER Technologies Corporation
Port	Port of Olympia
PQL	Practical Quantitation Limit
RI	Remedial Investigation
RIWP	Remedial Investigation Work Plan
site	East Bay Redevelopment Site
SPC	Stan Palmer Construction
TCLP	Toxicity Characteristic Leaching Procedure
TPH	Total Petroleum Hydrocarbons
TPH-D	Total Petroleum Hydrocarbons in the Diesel Range
TPH-G	Total Petroleum Hydrocarbons in the Gasoline Range
TPH-HO	Total Petroleum Hydrocarbons in the Heavy Oil Range
USEPA	United States Environmental Protection Agency
WAC	Washington Administrative Code

SECTION 1 – BACKGROUND

1.1. East Bay Redevelopment Project

The Port of Olympia (Port), in conjunction with a wide variety of public and private partners (e.g., State of Washington, City of Olympia, LOTT Alliance, Hands On Children's Museum, Tarragon) are redeveloping the downtown Olympia property known as the East Bay Redevelopment Project. Cleanup activities pursuant to Model Toxics Control Act (MTCA) regulations are being conducted in conjunction with redevelopment. This brownfield redevelopment project is very important to the Port, its partners, and the Olympia community due to the project's anticipated role in revitalizing downtown Olympia. The location of the project is shown on Figure 1.

The Port currently owns eight parcels within the East Bay Redevelopment Project property boundary (Parcels 1 through 7 and Parcel 9)[1]. The Port, City of Olympia, and LOTT Alliance have entered into a purchase and sale agreement for Parcel 4 and Parcel 5, with a closing date expected in June 2010. The LOTT Alliance purchased the adjacent property known as Parcel 8 from the Port in 2009[2]. The locations of the eight current Port parcels as well as the adjacent Parcel 8 are shown on Figure 2.

The Port currently finished installing utilities, roads, bike lanes, sidewalks, and other ancillary improvements related to the infrastructure in May 2010 in order to facilitate ongoing and pending redevelopment. The LOTT Alliance is currently constructing its Water Education and Technology Center on Parcel 8. Construction of the Hands On Children's Museum on Parcel 5 and a public plaza on Parcel 4 is scheduled to occur in 2010 and 2011. Construction of a variety of mixed-use, urban buildings (e.g., commercial office space, retail/restaurants, a hotel, parking, and urban housing such as condominiums above ground-level retail) on the other six parcels is scheduled to occur between 2010 and 2024.

1.2. Report Purpose

The purpose of this report is to document the Interim Action (IA) cleanup activities conducted during the installation of utilities, roads, bike lanes, sidewalks, and other ancillary improvements related to the infrastructure at the Port's East Bay Redevelopment site (site) in accordance with the IA Work Plan (IAWP) (PIONEER Technologies Corporation [PIONEER] 2009).

1.3. Site Description

The approximately 13-acre property is located in the southeast corner of the Port Peninsula adjacent to the East Bay of Budd Inlet, Olympia, Washington (see Figure 2). The site has been used for commercial and light industrial purposes from the late 1800s to 2008 (e.g., wood processing and milling operations from

[1] The addresses for Port properties in Parcels 1 through 7 are 715 Olympia Avenue NE/724 State Avenue NE, 625 Olympia Avenue NE, 510 State Avenue NE, 325 Marine Drive NE, 410 Jefferson Street NE, 427 Marine Drive NE, and 517 Marine Drive NE, respectively. The address for Parcel 9 is 323 Jefferson Street NE.

[2] The address for the LOTT Alliance property (Parcel 8) is 421 Jefferson Street NE.

the late 1800s to mid 1900s; warehouse and storage operations since circa 1970). More detailed information about site history, features, and land uses are presented in the Remedial Investigation (RI) Work Plan (RIWP) (GeoEngineers and PIONEER 2008).

1.4. Regulatory Context

The site originally entered into Washington State Department of Ecology's (Ecology's) Voluntary Cleanup Program per Washington Administrative Code (WAC) 173-340-515 in 2007. Subsequently, the Port and Ecology entered Agreed Order No. DE5471 (AO) for the site in October 2008. In the AO, the Port agreed to submit to Ecology a RIWP, IAWP, IA Report, RI Report, Supplemental RIWP (if necessary), and Supplemental RI Report (if necessary).

The IAWP (PIONEER 2009) was approved by Ecology on May 4, 2009 (Ecology 2009a). The IAWP defined the IA remedy, compliance monitoring plan, constituents of potential concern (COPCs), cleanup levels, and other components of the IA. For additional information on the IA design and implementation plan, the reader is referred to the IAWP (PIONEER 2009). This IA Report is designed to satisfy the requirements for the IA Report in the AO.

The RIWP (GeoEngineers and PIONEER 2008) was approved by Ecology on September 21, 2009 (Ecology 2009k). The RI phase is ongoing. A superseding regulatory agreement is expected in the future to address procedures for preparing an IAWP and IA Report for Parcels 4 and 5, as well as a site-wide Feasibility Study and draft Cleanup Action Plan. The adjacent Parcel 8 is owned by the LOTT Alliance and is being addressed separately by the LOTT Alliance as a Voluntary Cleanup Program site.

1.5. IA Objectives

The IA objectives defined in the IAWP (PIONEER 2009) were to:

- Protect human health and the environment,
- Comply with IA cleanup levels,
- Comply with applicable state and federal laws and regulations,
- Provide for compliance monitoring,
- Not preclude reasonable alternatives for a final cleanup action,
- Consider public concerns, and
- Be cost-effective.

1.6. Constituents of Potential Concern

The following COPCs were defined in the IAWP (PIONEER 2009) for the IA:

- Arsenic
- Cadmium
- Lead

- Total carcinogenic polycyclic aromatic hydrocarbons (cPAHs)[3]
- Total chlorinated dibenzo-p-dioxins and chlorinated dibenzofurans (dioxins/furans)
- Total naphthalenes
- Total petroleum hydrocarbons (TPH) in the diesel range (TPH-D)
- TPH in the heavy oil range (TPH-HO)
- TPH in the gasoline range (TPH-G)
- Benzene
- Toluene
- Ethylbenzene
- Total xylenes

1.7. IA Cleanup Levels and Reuse Under Pavement Levels

IA Cleanup Levels (IACLs) and IA Reuse Under Pavement Levels (IARUPLs) defined in the IAWP (PIONEER 2009) are presented in Table 1. IACLs are based on unrestricted land uses. IARUPLs are applicable to soil reused as subsurface fill underneath paved surfaces within the infrastructure corridor.

At the time the IAWP was prepared, it was assumed that there was sufficient reuse under pavement demand for all geotechnically suitable soil that had COPC concentrations less than IARUPLs. As a result, the IAWP did not address different reuse options for geotechnically-suitable soil that had COPC concentrations less than IACLs. Subsequent to preparation of the IAWP, it became apparent that the quantity of geotechnically-suitable soil would likely be significantly greater than the quantity of soil that could be reused under pavement. During a May 28, 2009 meeting between the Port, Ecology, and PIONEER, it was agreed that geotechnically-suitable soil with COPC concentrations less than IACLs could be reused without additional sampling and analysis on a case-by-case basis in on-site areas that would not be covered by pavement during the IA. Although this approach was acceptable for the first few stockpiles with COPC concentrations less than IACLs (Ecology 2009e, Ecology 2009f), the agreement was eventually rescinded for Zone 2 (Ecology 2009h, Ecology 2009j), and then for all zones (Ecology 2009l, Dragon 2009).

1.8. Airborne Dust Action Level

The Airborne Dust Action Level was defined in the IAWP (PIONEER 2009) to be protective for inhalation exposures by on-site workers without any additional dust-control measures. The Airborne Dust Action Level was defined in the IAWP (PIONEER 2009) as 18 mg/m^3. It was later realized that the Permissible Exposure Limit for the respirable fraction of nuisance dust in WAC 296-841-20025 is 5 mg/m^3. Thus, 5 mg/m^3 was used as the Airborne Dust Action Level during implementation of the IA.

[3] Total cPAHs and total dioxins/furans are based on toxicity equivalency quotients for benzo(a)pyrene and 2,3,7,8-dibenzo-p-dioxin, respectively.

1.9. Construction Plans, Specifications, and Contractor

This MTCA-driven IA was fully integrated with the civil engineering plans and specifications (Skillings Connolly 2009, Port of Olympia 2009) for the construction of the utilities, roads, bike lanes, sidewalks, and other ancillary improvements related to the infrastructure. All IAWP components required to be completed by the construction contractor were incorporated within the specifications, particularly Sections 00 73 19, 01 35 13, and 02 61 00 (Port of Olympia 2009). The Port solicited bids to complete the work described in the plans and specifications. As required by law, the Port awarded a public works contract to the lowest bidder whose proposal satisfied the plans and specifications. The Port awarded a contract to Stan Palmer Construction (SPC) on May 12, 2009.

SECTION 2 – FIELD AND ANALYTICAL ACTIVITIES

2.1. Airborne Dust Monitoring

Daily airborne dust monitoring began when SPC on-site construction activities began on June 8, 2009. In accordance with provisions in the IAWP (PIONEER 2009) and Ecology approval (Ecology 2009d), airborne dust monitoring was discontinued on July 24, 2009. Per Ecology's request (Ecology 2009d), additional airborne dust monitoring resumed on July 31, 2009 to coincide with the onset of concrete crushing operations. Airborne dust monitoring of concrete crushing operations was discontinued on August 7, 2009 with Ecology approval (Ecology 2009g).

PIONEER performed the airborne dust monitoring with a calibrated MIE personal DataRAM model pDR-1000 dust monitor[4]. At the start of each monitoring day, the dust monitor was turned on and placed by PIONEER on the SPC worker expected to receive the highest exposure to airborne dust. The dust monitor was turned off at the end of each SPC work day[5] and PIONEER downloaded the data from the monitor. The airborne dust measurements were recorded on the monitor as one-minute averages, and then a time-weighted daily average was calculated based on the length of time the monitor was in operation for that particular day. Appendix A includes field notes associated with airborne dust monitoring. Table 2 presents a summary of daily airborne dust monitoring notes.

2.2. Stockpile Management

A primary objective of the IA and the Port's contract document was to reuse soil to the greatest extent practicable. SPC segregated excavated soil based on whether or not the soil was geotechnically suitable for on-site reuse. SPC made its own determinations regarding the geotechnical suitability of excavated soil (with support from Material Testing & Consulting), and the Port and its representatives did not object to the geotechnical determinations made. SPC further segregated excavated soil that was geotechnically suitable for on-site reuse according to the zone in which the soil was generated (i.e., the four zones identified in the IAWP [PIONEER 2009]). SPC further segregated excavated soil that was geotechnically unsuitable for on-site reuse based on whether or not the soil was generated from Zone 4[6]. The four zones are shown in Figure 2. Approximate excavation locations and depths are shown in Figure 3.

[4] This model was used starting on June 10, 2009. A MIE MiniRam PDM-3 dust monitor was used on June 8 and June 9, 2009 but was returned to the rental company once it was determined that the monitor may not have been operating properly. The monitor was calibrated daily, with the exception of June 8, June 9, and July 2, 2009.

[5] The monitor turned off prematurely on some work days, likely due to being accidentally bumped or a battery malfunction.

[6] Since it was unknown at the time the IAWP was prepared where the solid waste generated during the IA would be disposed of, the IAWP conservatively assumed that all soil designated for disposal might need to be analyzed for arsenic, cadmium, and lead by the toxicity characteristic leaching procedure (TCLP) before the receiving landfill would accept the waste. SPC identified the Weyerhaeuser Regional Landfill in Castle Rock, Washington as the receiving landfill subsequent to preparation of the IAWP. After reviewing site soil data, the Weyerhaeuser Regional Landfill indicated that existing analytical results were sufficient for waste characterization of all soil generated at the

SPC handled and managed generated soil stockpiles by:

- Placing stockpiles on existing concrete or asphalt surfaces, or on a polyethylene liner with a thickness of at least 10-mils,
- Using signs to indicate the zone from which the stockpile was generated,
- Covering stockpiles with a polyethylene liner with a thickness of at least 10-mils and securing the cover with ropes and sandbags, and
- Uncovering the working face of a stockpile when adding or removing soil from the stockpile.

PIONEER implemented and maintained a stockpile sign management system to sign and track each generated stockpile. PIONEER placed and maintained a color-coded sign on a given stockpile once SPC notified PIONEER that SPC was finished adding soil to the stockpile. Once notified, PIONEER estimated the stockpile size, placed a white sign on the stockpile, and collected the appropriate stockpile sample(s) in accordance with Sections 2.3 and 2.4 of this report. The maximum stockpile size associated with each stockpile sample was 500 cubic yards (CY) per the IAWP (PIONEER 2009). Once analytical results were received and evaluated, the white sign was replaced with a green, yellow, or red sign, depending on the analytical results. The following sign colors and content were used to communicate stockpile status:

- White – Unclassified: No Use. A white sign indicated a stockpile sample had been collected in accordance with Section 2.3 and 2.4, but analytical results had not been received or evaluated.
- Green – Class A Soil: Reuse Under Pavement ONLY. Green signs were placed on stockpiles in which all COPC concentrations were less than IARUPLs.
- Yellow – Class B Soil: Reuse Anywhere: SUBJECT TO APPROVAL. Yellow signs were placed on stockpiles in which all COPC concentrations were less than IACLs[7].
- Red – Class C Soil: NO USE: Disposal Only. Red signs were placed on stockpiles that were geotechnically unsuitable for on-site reuse, had a COPC concentration exceeding an IARUPL, or were leftover as excess material at the end of the IA.

Additional details on stockpile management expectations communicated to SPC are included in Appendix B. Appendix C contains PIONEER notes related to estimating soil stockpile volumes, stockpile sampling, stockpile tracking, and sign management. The photographic log in Appendix D includes photographs showing typical stockpiles and signage.

site, with the exception of lead in Zone 4. TCLP lead data from Zone 4 was required by the Weyerhaeuser Regional Landfill since there was one previous soil sample collected from Zone 4 of the infrastructure corridor in which the total lead concentration exceeded the "20 times rule." The "20 times rule" refers to whether a maximum metal concentration in soil is 20 times the toxicity characteristic value in WAC 173-303-090(8). The "20 times rule" is often used by landfills to evaluate if TCLP metal data is needed to supplement total metal data for waste characterization purposes. As a result, geotechnically-unsuitable soil from Zone 4 was segregated separately since TCLP lead testing was required before the landfill would accept Zone 4 soils. Since the geotechnically-unsuitable soil from Zones 1 through 3 had already been accepted for disposal by the landfill based on existing data, this Zone 1 through Zone 3 soil was stockpiled into one revolving disposal stockpile.

[7] Some stockpiles that could have been marked with yellow signs based on analytical results were marked with green signs (see Section 1.7 and Table 5).

2.3. Soil Sampling and Analysis for Stockpiles Designated for Possible Reuse

PIONEER collected soil samples from stockpiles designated for possible reuse using the following field procedures:

- Each sample was collected from a representative depth within the stockpile as a discrete and non-homogenized grab sample.
- Samples for TPH-G and benzene, toluene, ethylbenzene, and xylenes (BTEX) analyses were collected and prepared in accordance with United States Environmental Protection Agency (USEPA) Method SW846-5035A (e.g., Encore™ samplers). Samples for non-volatile constituents were collected with hand tools (e.g., stainless steel trowel, stainless steel mixing bowl).
- Before use, non-dedicated sampling equipment was decontaminated in accordance with the IAWP (PIONEER 2009).

All soil samples collected from stockpiles designated for possible reuse were analyzed for:

- Arsenic, cadmium, and lead by USEPA Method SW846-6020A,
- Polycyclic aromatic hydrocarbons (PAHs) by USEPA Method SW846-8270C,
- Dioxins/furans by USEPA Method SW846-8290,
- TPH-D and TPH-HO by Ecology Method NWTPH-Dx,
- TPH-G by Ecology Method NWTPH-G, and
- BTEX by USEPA Method SW846-8021B.

In addition, samples collected from stockpiles that were designated for possible reuse after September 25, 2009 (as well as yellow-signed stockpiles that were on site as of September 25) were analyzed for polychlorinated biphenyls (PCBs) by USEPA Method SW846-8082 in accordance with an email from Ecology to the Port (Ecology 2009i).

Dragon Analytical Laboratory performed all of the analyses, with the exception of dioxins/furans analyses, which were performed by PACE Analytical Services.

2.4. Additional Soil Sampling and Analysis for Zone 4 Stockpiles

In addition to the sampling and analysis procedures described in Section 2.3, PIONEER collected a soil sample from each Zone 4 stockpile (i.e., Zone 4 stockpiles designated for off-site disposal due to geotechnically-unsuitable soil, and Zone 4 stockpiles designated for possible on-site reuse) using the following field procedures.

- Each sample was a five-point composite sample of representative sub-sampling locations.
- Samples were collected with hand tools (e.g., stainless steel trowel, stainless steel mixing bowl).
- Before use, non-dedicated sampling equipment was decontaminated in accordance with the IAWP (PIONEER 2009).

Soil samples collected from Zone 4 stockpiles were analyzed for TCLP lead by USEPA Method SW846-1311.

2.5. Soil Reuse and Waste Disposal

Soil excavated during the IA was disposed of at the Weyerhaeuser Regional Landfill in Castle Rock, Washington if it met any of the following criteria.

- The soil was geotechnically-unsuitable for reuse.
- Soil stockpiles originally designated for possible reuse had a COPC concentration exceeding an IARUPL.
- Soil or soil stockpiles leftover as excess material at the end of the IA (i.e., the Port authorized the off-site disposal of some excess green-signed stockpiles by changing the applicable green sign to a red sign once SPC had substantially completed excavation work).

Soil excavated during the IA was reused in infrastructure-corridor locations that were paved during the IA[8] if it met all of the following criteria.

- Soil stockpiles designated for possible reuse in which all COPC concentrations were less than IARUPLs.
- Soil stockpiles that were not left over as excess material at the end of the IA.

2.6. Paving

SPC has completed the paving of asphalt roadways, concrete roadways, concrete sidewalks, curbs, gutters, and driveway approaches within the infrastructure corridor as planned.

2.7. Gross Contamination Provisions

None of the gross contamination provisions included in the IAWP were implemented because gross contamination (e.g., free product, heavy sheen) was not encountered during the IA. It should be noted that on June 15, 2009, SPC requested that the Port and PIONEER inspect a small quantity of asphalt/road material that had been added to Stockpile SP02. Based on discussions with on-site personnel, visual/olfactory observations of SP02, and visual/olfactory observations in the excavation, the Port and PIONEER determined that any impact associated with the asphalt/road material was de minimus. PIONEER provided continuous excavation and segregation oversight of SPC for several weeks after June 15, 2009 as a precautionary measure. While providing continuous oversight, a de minimus petroleum sheen associated with an outfall from a Tom's Outboard oil/water separator was observed on June 22, 2009. No other potential contamination was noted while PIONEER provided continuous oversight.

2.8. Monitoring Well Protection

SPC and/or PIONEER placed traffic drums, cones, or barricades on top of each monitoring well (MW) prior to the start of the IA. PIONEER conducted periodic reconnaissance of MWs throughout the IA to check on the status of MWs. In general, MWs were adequately protected during the IA. However, minor

[8] A relatively small amount of soil (from select soil stockpiles where all COPC concentrations were less than IACLs) was reused in on-site areas that were not paved during the IA (see Section 1.7 and Table 5).

repairs (e.g., repairing the MW surface seal) will be necessary for some MWs following the IA. Major changes made to the MW network during the IA were:

- MW05 was decommissioned on June 15, 2009 because it was located within a new roadway.
- SPC damaged MW02, which was located within a new roadway. A replacement MW designated as MW02R was installed on September 16, 2009.
- The casing for MW12, which is located in a new sidewalk, was extended and new surface seal was installed on September 16, 2009.

2.9. Other Engineering Controls

In addition to the engineering controls (ECs) described in previous sections, SPC appropriately implemented the following ECs specified in the IAWP (PIONEER 2009):

- SPC installed an appropriate, continuous perimeter fence, and maintained that fencing throughout the project.
- SPC implemented traffic and pedestrian control measures to restrict public access to the site, and maintained those measures throughout the project.
- SPC utilized trench boxes to minimize the width of utility excavations to the extent practical.
- SPC watered dry soil as necessary with water trucks to suppress dust.
- SPC prepared and implemented a Health and Safety Plan.

On-site oversight of SPC's implementation of the IAWP ECs was conducted at various times by the Port, PFK Construction Consulting, PIONEER, and Ecology. A photographic log, which includes photographs showing typical implementation of ECs, is included in Appendix D. PIONEER's field notes associated with oversight of the general ECs are included in Appendix E. It should be noted that minor issues were occasionally noted during oversight activities (e.g., MWs covered with soil, two of the initial stockpiles not placed on an impervious surface, stockpile covers needing repair) and were promptly corrected.

2.10. National Pollutant Discharge Elimination System Permit

Activities conducted pursuant to the National Pollutant Discharge Elimination System permit for East Bay (Ecology 2009c) are not discussed in this report since the technical and administrative requirements associated with the permit were addressed separately from the IAWP and IA Report.

2.11. Deviations from the IAWP

IA work related to soil cleanup was conducted pursuant to the IAWP (PIONEER 2009). Minor deviations from the IAWP are noted in Table 3 along with reasons for the deviations. These minor deviations do not have an impact on the implementation of the remedy. In fact, several of the deviations are associated with additional provisions beyond what was specified in the IAWP.

SECTION 3 – RESULTS

3.1. Airborne Dust Concentrations

Appendix F presents all logged airborne dust data on a minute-by-minute basis. Table 4 shows the daily time-weighted average dust concentrations. As shown in Table 4, time-weighted daily airborne dust concentrations ranged from 0.00 mg/m^3 to 0.37 mg/m^3. The maximum time-weighted average dust concentration was well below the Airborne Dust Action Level of 5 mg/m^3.

3.2. Analytical Laboratory Data and Data Quality Review

The laboratory certificates of analyses and chain-of-custody documentation for the IA stockpile samples are presented in Appendix G. A summary of the data quality review process and results for the IA stockpile samples is also presented in Appendix G. The IA soil stockpile data is deemed acceptable for use and comparison with other site data as qualified.

3.3. Soil Stockpile Results

A total of 36 soil samples were collected from soil stockpiles designated for possible reuse and analyzed for COPCs[9]. The analytical results for these samples are summarized in Table 5. As shown in Table 5, COPC concentrations in all but one sample were less than IARUPLs. In addition, all COPC concentrations were less than IACLs in 18 of 36 samples. The only COPCs with IACL exceedances were total cPAHs and total dioxins/furans[10]. Figure 4 presents these analytical results by zone.

A total of 14 soil samples were collected from Zone 4 soil stockpiles and analyzed for TCLP lead. The analytical results for these TCLP lead samples are summarized in Table 6. As shown in Table 6, TCLP lead was not detected in any sample.

3.4. Soil Reuse and Waste Disposal

As shown in Table 5, approximately 12,000 CY[11] of soil excavated during the IA was reused on site during this IA. Appendix H contains the applicable waste disposal documentation. As shown in Appendix H, the total amount of soil disposed of at the off-site landfill during this IA was 17,623 tons. Assuming a soil density of 1.7 tons/CY, approximately 10,000 CY of soil was disposed of at the off-site landfill.

---

[9] Stockpiles samples were analyzed from the following stockpiles designated for possible reuse: SP01 through SP18, SP20 through SP29, SP33, and SP34. Two samples were collected from Stockpiles SP08, SP16, SP24, and SP29 due to stockpile size. Three samples were collected from Stockpile SP25 due to stockpile size.

[10] Total dioxins/furans and total cPAH concentrations were calculated using toxicity equivalency factors per WAC 173-340-708(8).

[11] Volume estimates in this section are presented with one significant figure.

SECTION 4 – DISCUSSION

4.1. Review of the Interim Action Remedy

The IA was performed in accordance with the procedures presented in the IAWP, except as noted in Section 2.11. The IA remedy effectively satisfied all of the IA objectives listed in Section 1.5, including protection of human health and the environment.

4.2. Considerations for Future Cleanup Actions

Lessons learned during the IA that should be considered during future cleanup actions at the site include:

- Airborne dust monitoring confirmed that typical on-site construction activities generate minimal dust, even during worst-case conditions.
- COPC concentrations in soil stockpile samples indicate a general absence of significant soil contamination within the infrastructure corridor (i.e., only one sample out of 36 had a COPC concentration exceeding an IARUPL). However, soil stockpile results support previous RI data in suggesting that relatively low concentrations of total cPAHs and total dioxins/furans are distributed heterogeneously across the site.
- As discussed in Section 1.7, the IAWP did not address reuse options for geotechnically-suitable soil that had COPC concentrations less than IACLs (which are protective for unrestricted land uses). More soil could have been reused on site if the IAWP defined an agreed upon sampling and analysis plan and additional reuse locations for soil with COPC concentrations less than IACLs. Future work plans should have a defined plan for on-site reuse for soil with COPC concentrations less than cleanup levels based on unrestricted land uses.
- The addition of TCLP lead data collected from Zone 4 (see Table 6) to the existing data record should enable future solid waste generated at the site to be characterized as non-hazardous waste without additional waste characterization testing.
- Stockpile management requirements were easy for SPC to implement. The color-coded sign system for stockpile designation was an effective, intuitive, and easy management and monitoring tool for the Port and SPC.
- SPC did a satisfactory job of complying with all ECs, with the exception of providing suitable and timely documentation.

REFERENCES

Dragon, Kevin 2009. Email from Kevin Dragon to Steve Teel entitled "East Bay IAWP – Yellow Soils Designation," October 2.

Ecology 1995. Toxics Cleanup Program Guidance on Sampling and Data Analysis Methods, Publication No. 94-49, January.

Ecology 2009a. Letter from Steve Teel to Joanne Snarski entitled "Approval of Interim Action Work Plan, East Bay Redevelopment, Port of Olympia, Olympia, Washington, March 2009, Ecology Facility/Site No. 5785176, Agreed Order DE5471", May 4.

Ecology 2009b. Personal correspondence between Steve Teel and Troy Bussey regarding approval of proposed changes to practical quantitation limit expectations listed in IAWP, June 5.

Ecology 2009c. National Pollutant Discharge Elimination System Waste Discharge Permit No. WA0040231 for Port of Olympia/East Bay Development, June 25.

Ecology 2009d. Email from Steve Teel to Troy Bussey and Joanne Snarski entitled "East Bay – Weekly Summary – Week Ending 7/17/09," July 17.

Ecology 2009e. Email from Steve Teel to Joanne Snarski entitled "East Bay – Stockpiles 07 and 08," July 31.

Ecology 2009f. Email from Steve Teel to Troy Bussey entitled "East Bay – Stockpiles 09 and 10 Analytical Results," August 5.

Ecology 2009g. Email from Steve Teel to Troy Bussey and Joanne Snarski entitled "East Bay – Weekly Summary – Week Ending 8/5/09," August 10.

Ecology 2009h. Email from Steve Teel to Joanne Snarski entitled "East Bay – Stockpile 11 Analytical Results," August 13.

Ecology 2009i. Email from Steve Teel to Troy Bussey entitled "PCBs at East Bay Site," August 25.

Ecology 2009j. Email from Steve Teel to Troy Bussey and Joanne Snarski entitled "East Bay – Stockpile SP13 through SP16 Analytical Results," September 3.

Ecology 2009k. Letter from Steve Teel to Joanne Snarski entitled "Approval of Remedial Investigation Work Plan, East Bay Redevelopment, Port of Olympia, Olympia, Washington, Ecology Facility/Site No. 5785176, Agreed Order DE5471", September 21.

Ecology 2009l. Email from Steve Teel to Troy Bussey and Joanne Snarski entitled "Consult with Ecology before using 'Yellow' Piles," September 25.

GeoEngineers and PIONEER 2008. Remedial Investigation Work Plan, East Bay Redevelopment, Port of Olympia, October 22. As amended with January 30, 2009 replacement pages.

PIONEER Technologies Corporation (PIONEER) 2009. Port of Olympia East Bay Site: Interim Action Work Plan, May.

Port of Olympia 2009. Contract No. 2008-1057 Conformed Specifications, East Bay Infrastructure Project No. PR0704, May.

Skillings Connolly 2009. Plans for Port of Olympia East Bay Infrastructure Project, Contract No. 2008-1057, April 8.

USEPA 2004. USEPA Contract Laboratory Program National Functional Guidelines for Superfund Inorganic Data Review, October.

USEPA 2005. USEPA Analytical Services Branch (ASB) National Functional Guidelines for Chlorinated Dibenzo-p-Dioxins (CDDs) and Chlorinated Dibenzofurans (CDFs) Data Review, September.

USEPA 2008. USEPA Contract Laboratory Program National Functional Guidelines for Superfund Organic Method Data Review, July.

TABLES

TABLE 1
INTERIM ACTION CLEANUP LEVELS AND REUSE UNDER PAVEMENT LEVELS

Constituent of Potential Concern	Interim Action Cleanup Level (mg/kg)	Interim Action Reuse Under Pavement Level (mg/kg)
Arsenic	20	20
Cadmium	2	2
Lead	250	250
Total cPAHs [(1)]	0.095	1.4
Total dioxins/furans [(1)]	9.8E-06	5.1E-04
Total naphthalenes	160	160
TPH-D	2,000	2,000
TPH-HO	2,000	2,000
TPH-G	100	100
Benzene	0.22	0.22
Toluene	240	240
Ethylbenzene	43	43
Total xylenes	23	23

Notes:
cPAHs = carcinogenic polycyclic aromatic hydrocarbons
Dioxins/furans = Chlorinated dibenzo-p-dioxins and chlorinated dibenzofurans
TPH-D = Total petroleum hydrocarbons in the diesel range
TPH-G = Total petroleum hydrocarbons in the gasoline range
TPH-HO = Total petroleum hydrocarbons in the heavy oil range
[(1)] Total cPAHs and total dioxins/furans and are based on toxicity equivalency quotients for benzo(a)pyrene and 2,3,7,8-tetrachlorodibenzo-p-dioxin, respectively. Total cPAHs and total dioxins/furans concentrations calculated using toxicity equivalency factors per Washington Administrative Code 173-340-708(8).

TABLE 2
DAILY AIRBORNE DUST MONITORING NOTES

Date	Start Time	End Time	Total Logged Time	Type of Worker Activity Being Monitored	Operation / Data Notes
06/08/09	07:07:15	11:01:15	03:54:00	Open cab excavator operator	Only two concentrations logged that were not 0. Possible faulty monitor.
06/09/09	07:02:40	18:01:40	10:59:00	Open cab excavator operator	No concentrations logged. Faulty monitor confirmed. Two new monitors ordered.
06/10/09	12:37:01	17:17:01	04:40:00	Open cab excavator operator	New monitor used. Only half day logged because of delivery time.
06/11/09	07:03:08	14:03:08	07:00:00	Open cab excavator operator	Operator noticed monitor turned off about an hour after he received it. Operator turned it back on but later in the day it was off again and he could not get it back on. PIONEER attempted to turn monitor on, but could not until monitor connected to computer.
06/12/09	07:10:29	11:11:29	04:01:00	Open cab excavator operator	Only half day logged. Assumed at the time that monitor was turned off accidentally and unknowingly by operator.
06/15/09	06:50:58	17:25:58	10:35:00	Open cab excavator operator	
06/16/09	06:59:50	15:32:24	04:29:00	Open cab excavator operator	Monitor turned off three times. Switched to other monitor midday.
06/17/09	07:02:30	15:34:30	8:32:00	Open cab excavator operator	
06/18/09	07:09:16	12:41:09	04:11:00	Open cab excavator operator	Only half day logged. Assumed at the time that monitor was turned off accidentally and unknowingly by operator.
06/19/09	06:50:21	08:25:21	1:35:00	Open cab excavator operator	PIONEER instructed worker being monitored to place monitor in cab so that monitor does not get accidentally turned off. Even with this change, monitor only logged about 1.5 hours.
06/22/09	07:49:33	15:07:33	07:18:00	Open cab excavator operator	Monitor worked as intended for entire day after batteries replaced around 0800.
06/22/09	07:48:45	12:59:45	05:11:00	Quality control check of backup dust monitor	PIONEER performed quality control check of backup monitor to determine cause of premature shutdowns. PIONEER determined premature shutdowns were likely caused by battery life and could be remedied by replacing batteries every day.
06/23/09	07:05:42	15:56:42	08:51:00	Open cab excavator operator	
06/24/09	07:14:26	15:28:26	08:14:00	Open cab excavator operator	
06/25/09	06:58:35	15:25:35	08:27:00	Open cab excavator operator	
06/26/09	-	-	-	Hauling material (no onsite dust-generating activities)	No monitoring
06/29/09	07:02:32	15:23:32	08:21:00	Water truck driver	
06/30/09	07:01:38	15:34:38	08:33:00	Well driller	
07/01/09	07:04:51	14:44:51	07:40	Water truck driver	
07/02/09	07:49:28	07:54:28	00:05:00	Open cab excavator operator	Monitor turned off after five minutes. Since new batteries were installed, it is assumed that monitor was turned off accidentally and unknowingly by operator. Monitor was not calibrated for this day.
07/06/09	07:05:55	16:27:55	09:22:00	Open cab excavator operator	
07/07/09	07:00:20	14:58:20	07:58:00	Open cab excavator operator	
07/08/09	07:10:10	15:40:10	08:30:00	Open cab excavator operator	
07/09/09	07:07:40	15:41:40	08:34:00	Open cab excavator operator	
07/10/09	07:03:15	15:30:15	08:27:00	Open cab excavator operator	Monitor was not turned off at the end of work day. It is estimated that work day ended at 1530.
07/13/09	07:09:50	17:25:50	10:16:00	Open cab excavator operator	
07/14/09	06:58:18	18:00:18	11:02:00	Open cab excavator operator	Monitor was not turned off at the end of work day. It is estimated that work day ended at 1800.
07/15/09	07:00:03	07:05:03	00:05:00	Open cab excavator operator	Monitor turned off after five minutes. Since new batteries were installed, it is assumed that monitor was turned off accidentally and unknowingly by operator.
07/16/09	06:54:23	16:57:23	10:03:00	Open cab excavator operator	

TABLE 2
DAILY AIRBORNE DUST MONITORING NOTES

Date	Start Time	End Time	Total Logged Time	Type of Worker Activity Being Monitored	Operation / Data Notes
07/17/09	07:02:24	13:11:24	06:09:00	Open cab excavator operator	
07/20/09	06:56:11	18:00:11	11:04:00	Open cab excavator operator	
07/21/09	07:06:16	17:30:16	10:24:00	Open cab concrete demolition operator	Monitor was not turned off at the end of work day. It is estimated that work day ended at 1730.
07/22/09	07:07:54	11:25:54	04:18:00	Open cab excavator operator	Monitored turned off after half day. Since new batteries were installed, it is assumed that monitor was turned off accidentally and unknowingly by operator.
07/23/09	07:01:07	17:07:07	10:06:00	Open cab excavator operator	
07/24/09	07:09:22	15:46:22	08:37:00	Open cab excavator operator	
07/31/09	08:59:34	12:35:03	1:56:00	Concrete crusher operator	Concrete crushing only conducted from about 0900 to 1230. Monitor turned off at about 1100 due to poor batteries that were believed to be new. Replacement batteries were installed about 1130.
08/03/09	10:20:38	17:00:38	07:20:00	Concrete crusher operator	Concrete crushing did not begin until about 1020.
08/04/09	07:01:00	16:34:00	09:33:00	Concrete crusher operator	
08/05/09	07:18:57	16:30:57	09:12:00	Concrete crusher operator	Monitor was not turned off at the end of work day. It is estimated that work day ended at 1630.
08/06/09	07:07:24	16:30:24	09:23:00	Concrete crusher operator	Monitor was not turned off at the end of work day. It is estimated that work day ended at 1630.
08/07/09	07:09:41	13:51:41	06:42:00	Concrete crusher operator	

TABLE 3
DEVIATIONS FROM INTERIM ACTION WORK PLAN

IAWP Section	Deviation	Rationale / Explanation
5.2	Not all excavated soil that was geotechnically suitable for reuse and had COPC concentrations less than IARUPLs was reused on site. Some reusable soil was leftover as excess material at the end of the IA, and was disposed of at the off-site landfill.	See Section 1.7 and Table 5.
5.2	Between July 31 and October 2, 2009, a small quantity of excavated soil with COPC concentrations less than IACLs was reused on site in areas not covered by pavement as approved by Ecology (Ecology 2009e, Ecology 2009f, Ecology 2009h, and Ecology 2009j).	See Section 1.7 and Table 5.
7.2	An environmental-specific kickoff meeting was not held.	Based on the general kickoff meeting, weekly site meetings, regular communication between the Port, Ecology, and PIONEER, and periodic site visits by the Port, Ecology, and PIONEER, it was determined that a environmental-specific kickoff meeting was not necessary.
7.3	The IA Report does not include SPC's daily reports, field notes, and photographs.	This documentation was not provided to PIONEER, and would likely be of limited value if provided.
8.2	Periodic reviews of SPC's daily reports and field notes were not performed.	This documentation was not provided to PIONEER, and would likely be of limited value if provided.
Table 7-2	The IA was not completed by January 2010 as indicated in the original schedule.	SPC's construction activities were delayed for reasons that are not related to IAWP or IA Report requirements.
Appendix D, Section 1.2	Additional airborne dust monitoring was conducted despite the provision to discontinue monitoring after four weeks of monitoring if the Airborne Dust Action Level was not exceeded.	Additional monitoring was conducted per Ecology request (Ecology 2009d).
Appendix D, Section 1.3	No stockpiles designated for off-site disposal were analyzed for TCLP arsenic or TCLP cadmium. Only stockpiles generated from Zone 4 were sampled for TCLP lead.	SPC identified the Weyerhaeuser Regional Landfill in Castle Rock, Washington as the receiving landfill subsequent to preparation of the IAWP. The receiving landfill indicated that existing analytical results were sufficient for waste designation of all soil generated at the site, with the possible exception of lead in Zone 4.
Appendix D, Section 1.3	PCB analyses were added for stockpiles designated for possible reuse after September 25, 2009 (as well as yellow-signed stockpiles that were on site as of September 25th).	Analyses were added per Ecology request (Ecology 2009i).
Appendix D, Section 1.7	The sample identification scheme was slightly different than presented in the IAWP.	Zone information was added to each sample identification, and sample depth was deemed unnecessary for stockpile sample identification.
Appendix D, Table D-5	Some constituent PQL expectations were modified subsequent to preparation of the IAWP.	See data quality review at end of Appendix G.

Notes:
COPC = Constituent of Potential Concern
Ecology = Washington State Department of Ecology
IA = Interim action
IACL = Interim Action Cleanup Level
IARUPL = Interim Action Reuse Under Pavement Level
IAWP = Interim Action Work Plan
PCB = Polychlorinated biphenyls
PIONEER = PIONEER Technologies Corporation
PQL = Practical quantitation limit
Port = Port of Olympia
SPC = Stan Palmer Construction
TCLP = Toxicity characteristic leaching procedure

TABLE 4
AIRBORNE DUST MONITORING RESULTS

Date	Average Respirable Particulate Concentration [1] (mg/m^3)
06/08/09	0.085
06/09/09	0.00
06/10/09	0.29
06/11/09	0.28
06/12/09	0.36
06/15/09	0.10
06/16/09	0.24
06/17/09	0.18
06/18/09	0.26
06/19/09	0.041
06/22/09	0.16
06/22/09 [2]	0.019
06/23/09	0.16
06/24/09	0.13
06/25/09	0.070
06/29/09	0.37
06/30/09	0.12
07/01/09	0.096
07/02/09	0.040
07/06/09	0.052
07/07/09	0.079
07/08/09	0.12
07/09/09	0.086
07/10/09	0.14
07/13/09	0.070
07/14/09	0.089
07/15/09	0.029
07/16/09	0.084
07/17/09	0.11
07/20/09	0.096
07/21/09	0.11
07/22/09	0.36
07/23/09	0.091
07/24/09	0.070
07/31/09	0.043
08/03/09	0.078
08/04/09	0.16
08/05/09	0.052
08/06/09	0.18
08/07/09	0.036

Notes:
The Airborne Dust Action Level is 5 mg/m^3. None of the dust concentrations exceeded the action level.
[1] Time-weighted average concentration over duration logged. Value shown to two significant figures.
[2] Quality control check of backup airborne dust monitor.

Table 5
Results for Soil Stockpiles Designated for Possible Reuse

Stockpile No.			SP01	SP02	SP03	SP04	SP05	SP06	SP07	SP08_1	SP08_2
Zone			N/A	Zone 2	Zone 2	Zone 4	Zone 4	Zone 4 [1]	Zone 2	Zone 4	Zone 4
Stockpile Size (CY)			350	420	500	491	109	59	480	324	324
Constituent of Potential Concern	IARUPL (mg/kg)	IACL (mg/kg)	Conc. (mg/kg)	Conc. (mg/kg)	Conc. (mg/kg)	Conc. (mg/kg)	Conc. (mg/kg)	Conc. (mg/kg)	Conc. (mg/kg)	Conc. (mg/kg)	Conc. (mg/kg)
Arsenic	20	20	13 J	3.8 J	2.4 J	0.25 U	0.26 J	0.25 U	7.4	2.5	3.8
Cadmium	2	2	0.43	1.3	0.40	0.25 U	0.34	0.25 U	1.1 J	0.49 J	0.43 J
Lead	250	250	19 J	15 J	12 J	0.22 J	4.5 J	0.66 J	190 J	5.3 J	6.7 J
Total cPAHs [2,3]	1.4	0.1	**0.23**	**0.20**	0.036	**0.14**	**0.22**	**0.17**	0.015 U	0.015 U	0.015 U
Total Dioxins/Furans (ng/kg) [2,3]	510 (ng/kg)	9.8 (ng/kg)	1.8 (ng/kg)	**21 (ng/kg)**	**13 (ng/kg)**	0.34 (ng/kg)	**29 (ng/kg)**	2.5 (ng/kg)	**35 (ng/kg)**	0.88 (ng/kg)	1.2 (ng/kg)
Total Naphthalenes [3]	160	160	0.03 U	0.03 U	0.15	0.03 U	0.03	0.03 U	0.03 U	0.03 U	0.03 U
TPH in the Diesel Range	2,000	2,000	25 U	25 U	25 U	25 U	25 U	25 U	25 U	25 U	25 U
TPH in the Heavy Oil Range	2,000	2,000	320	100 U	100 U	100 U	100 U	100 U	100 U	100 U	100 U
TPH in the Gasoline Range	100	100	5 U	5 U	5 U	5 U	5 U	5 U	5 U	5 U	5 U
Benzene	0.22	0.22	0.05 U	0.05 U	0.05 U	0.05 U	0.05 U	0.05 U	0.05 U	0.05 U	0.05 U
Toluene	240	240	0.1 U	0.1 U	0.1 U	0.1 U	0.1 U	0.1 U	0.1 U	0.1 U	0.1 U
Ethylbenzene	43	43	0.1 U	0.1 U	0.1 U	0.1 U	0.1 U	0.1 U	0.1 U	0.1 U	0.1 U
Total Xylenes [3]	23	23	0.2 U	0.2 U	0.2 U	0.2 U	0.2 U	0.2 U	0.2 U	0.2 U	0.2 U
Total Polychlorinated Biphenyls [3]	--	--	NS	NS	NS	NS	NS	NS	NS	NS	NS
Data Designation [4]			Green	Green	Green	Green	Green	Green	Green	Yellow	Yellow
Actual Designation [4]			Green	Green	Green	Green	Red [5]	Red [5]	Green	Yellow [6]	Yellow [6]
Date Originally Designated			6/24/2009	6/25/2009	6/25/2009	7/6/2009	7/6/2009	7/6/2009	7/30/2009	7/30/2009	7/30/2009
Estimated Percentage Reused On Site			100%	100%	100%	100%	0%	0%	100%	100%	100%
Estimated Reuse Quantity (CY)			350	420	500	491	0	0	480	324	324

Table 5
Results for Soil Stockpiles Designated for Possible Reuse

Stockpile No.			SP09	SP10	SP11	SP12	SP13	SP14	SP15	SP16_1	SP16_2
Zone			Zone 1	Zone 2	Zone 2	Zone 1	Zone 2	Zone 1	Zone 3	Zone 2	Zone 2
Stockpile Size (CY)			472	414	484	370	497	496	221	419	419
Constituent of Potential Concern	IARUPL (mg/kg)	IACL (mg/kg)	Conc. (mg/kg)	Conc. (mg/kg)	Conc. (mg/kg)	Conc. (mg/kg)	Conc. (mg/kg)	Conc. (mg/kg)	Conc. (mg/kg)	Conc. (mg/kg)	Conc. (mg/kg)
Arsenic	20	20	5.6 J	14 J	6.4 J	0.25 U	3.2	3.1	2.0	3.5	3.0
Cadmium	2	2	0.25 U	0.75	0.34	0.25 U	0.25 U	0.25 U	0.25 U	0.25 U	0.29
Lead	250	250	7.6 J	120 J	7.1 J	0.45	10	6.2	2.8	12	40
Total cPAHs [2,3]	1.4	0.1	0.0091	**1.2**	0.035	**0.18**	0.018	0.034	0.0091	0.041	**0.17**
Total Dioxins/Furans (ng/kg) [2,3]	510 (ng/kg)	9.8 (ng/kg)	0.99 (ng/kg)	**22 (ng/kg)**	0.45 (ng/kg)	**30 (ng/kg)**	2.2 (ng/kg)	4.4 (ng/kg)	8.3 (ng/kg)	9.5 (ng/kg)	**51 (ng/kg)**
Total Naphthalenes [3]	160	160	0.03 U	0.08	0.03 U	0.025	1.0	0.03 U	0.02	0.09	0.19
TPH in the Diesel Range	2,000	2,000	25 U	25 U	25 U	25 U	25 U	25 U	25 U	25 U	25 U
TPH in the Heavy Oil Range	2,000	2,000	100 U	350	100 U	100 U	100 U	100 U	100 U	100 U	100 U
TPH in the Gasoline Range	100	100	5 U	5 U	5 U	5 U	5 U	5 U	5 U	5 U	5 U
Benzene	0.22	0.22	0.05 U	0.05 U	0.05 U	0.05 U	0.05 U	0.05 U	0.05 U	0.05 U	0.05 U
Toluene	240	240	0.1 U	0.1 U	0.1 U	0.1 U	0.1 U	0.1 U	0.1 U	0.1 U	0.1 U
Ethylbenzene	43	43	0.1 U	0.1 U	0.1 U	0.1 U	0.1 U	0.1 U	0.1 U	0.1 U	0.1 U
Total Xylenes [3]	23	23	0.2 U	0.2 U	0.2 U	0.2 U	0.2 U	0.2 U	0.2 U	0.2 U	0.2 U
Total Polychlorinated Biphenyls [3]	--	--	NS	NS	NS	NS	NS	NS	0.35 U	NS	NS
Data Designation [4]			Yellow	Green	Yellow	Green	Yellow	Yellow	Yellow	Yellow	Green
Actual Designation [4]			Yellow [6]	Green	Green [7]	Green	Green [7]	Yellow [6]	Green [7]	Green [7]	Green
Date Originally Designated			8/5/2009	8/5/2009	8/13/2009	8/21/2009	9/2/2009	9/2/2009	9/2/2009	9/3/2009	9/3/2009
Estimated Percentage Reused On Site			100%	100%	100%	100%	100%	100%	100%	100%	100%
Estimated Reuse Quantity (CY)			472	414	484	370	497	496	221	419	419

Table 5
Results for Soil Stockpiles Designated for Possible Reuse

Stockpile No.			SP17	SP18	SP20	SP21	SP22	SP23	SP24_1	SP24_2	SP25_1
Zone			Zone 4	Zone 2	Zone 3	Zone 1	Zone 3	Zone 4	Zone 2	Zone 2	Zone 4
Stockpile Size (CY)			466	480	376	151	472	411	465	465	418
Constituent of Potential Concern	IARUPL (mg/kg)	IACL (mg/kg)	Conc. (mg/kg)	Conc. (mg/kg)	Conc. (mg/kg)	Conc. (mg/kg)	Conc. (mg/kg)	Conc. (mg/kg)	Conc. (mg/kg)	Conc. (mg/kg)	Conc. (mg/kg)
Arsenic	20	20	2.6 J	2.5 J	3.8 J	8.5 J	5.3 J	6.2 J	3.5 J	6.3 J	2.1 J
Cadmium	2	2	0.25 U	0.25 U	0.25 U	0.37 J	0.31 J	0.28 J	0.25 U	0.41 J	0.25 U
Lead	250	250	10 J	14 J	4.0 J	28 J	24 J	64 J	9.8 J	95 J	2.7 J
Total cPAHs [2,3]	1.4	0.1	0.0091	**0.42 J**	0.015 U	**0.39**	**0.20**	0.089	0.014	**10.6**	0.0091
Total Dioxins/Furans (ng/kg) [2,3]	510 (ng/kg)	9.8 (ng/kg)	**9.9 (ng/kg)**	4.5 (ng/kg)	0.66 (ng/kg)	8.1 (ng/kg)	**24 (ng/kg)**	2.8 (ng/kg)	3.5 (ng/kg)	**51 (ng/kg)**	0.65 (ng/kg)
Total Naphthalenes [3]	160	160	0.02	0.64	0.03 U	0.17	0.05	0.08	0.03	3.8	0.03 U
TPH in the Diesel Range	2,000	2,000	25 U	25 U	25 U	25 U	25 U	25 U	25 U	25 U	25 U
TPH in the Heavy Oil Range	2,000	2,000	100 U	100 U	100 U	100 U	100 U	100 U	100 U	290	100 U
TPH in the Gasoline Range	100	100	5 U	5 U	5 U	5 U	5 U	5 U	5 U	5 U	5 U
Benzene	0.22	0.22	0.05 U	0.05 U	0.05 U	0.05 U	0.05 U	0.05 U	0.05 U	0.05 U	0.05 U
Toluene	240	240	0.1 U	0.1 U	0.1 U	0.1 U	0.1 U	0.1 U	0.1 U	0.1 U	0.1 U
Ethylbenzene	43	43	0.1 U	0.1 U	0.1 U	0.1 U	0.1 U	0.1 U	0.1 U	0.1 U	0.1 U
Total Xylenes [3]	23	23	0.2 U	0.2 U	0.2 U	0.2 U	0.2 U	0.2 U	0.2 U	0.2 U	0.2 U
Total Polychlorinated Biphenyls [3]	--	--	NS	NS	0.35 U	0.35 U	0.35 U	0.35 U	0.35 U	0.35 U	0.35 U
Data Designation [4]			Green	Green	Yellow	Green	Green	Yellow	Yellow	Red	Yellow
Actual Designation [4]			Green	Green	Green[7]/Red[8]	Green	Green	Green[7]/Red[8]	Green [7]	Red	Green[7]/Red[8]
Date Originally Designated			9/8/2009	9/8/2009	9/17/2009	9/24/2009	9/24/2009	10/8/2009	10/2/2009	10/2/2009	10/8/2009
Estimated Percentage Reused On Site			100%	100%	75%	100%	100%	5%	100%	0%	90%
Estimated Reuse Quantity (CY)			466	480	282	151	472	21	465	0	377

Table 5
Results for Soil Stockpiles Designated for Possible Reuse

Stockpile No.			SP25_2	SP25_3	SP26	SP27	SP28	SP29_1	SP29_2	SP33	SP34
Zone			Zone 4	Zone 4	Zone 1	Zone 3	Zone 2	Zone 4	Zone 4	Zone 3	Zone 3
Stockpile Size (CY)			418	418	305	303	211	483	483	248	126
Constituent of Potential Concern	IARUPL (mg/kg)	IACL (mg/kg)	Conc. (mg/kg)	Conc. (mg/kg)	Conc. (mg/kg)	Conc. (mg/kg)	Conc. (mg/kg)	Conc. (mg/kg)	Conc. (mg/kg)	Conc. (mg/kg)	Conc. (mg/kg)
Arsenic	20	20	4.4 J	2.4 J	4.0 J	3.1 J	8.4 J	4.4 J	3.0 J	4.0 J	3.8 J
Cadmium	2	2	0.25 U	0.25 U	0.28 J	0.25 U	0.25 U	0.25 U	0.25 U	0.33 J	0.25 J
Lead	250	250	24 J	4.0 J	17 J	4.6 J	28 J	14 J	15 J	36 J	7.3 J
Total cPAHs [2,3]	1.4	0.1	0.019	0.0091	0.063	0.011	0.036	0.015 U	0.012	0.015 U	0.015 U
Total Dioxins/Furans (ng/kg) [2,3]	510 (ng/kg)	9.8 (ng/kg)	**11 (ng/kg)**	1.1 (ng/kg)	**40 (ng/kg)**	2.1 (ng/kg)	**39 (ng/kg)**	0.55 (ng/kg)	8.2 (ng/kg)	9.6 (ng/kg)	2.9 (ng/kg)
Total Naphthalenes [3]	160	160	0.02	0.03 U	0.04	0.06	0.09	0.03 U	0.03 U	0.03 U	0.03 U
TPH in the Diesel Range	2,000	2,000	25 U	25 U	25 U	25 U	25 U	25 U	25 U	25 U	25 U
TPH in the Heavy Oil Range	2,000	2,000	100 U	100 U	100 U	100 U	100 U	100 U	100 U	100 U	100 U
TPH in the Gasoline Range	100	100	5 U	5 U	5 U	5 U	5 U	5 U	5 U	5 U	5 U
Benzene	0.22	0.22	0.05 U	0.05 U	0.05 U	0.05 U	0.05 U	0.05 U	0.05 U	0.05 U	0.05 U
Toluene	240	240	0.1 U	0.1 U	0.1 U	0.1 U	0.1 U	0.1 U	0.1 U	0.1 U	0.1 U
Ethylbenzene	43	43	0.1 U	0.1 U	0.1 U	0.1 U	0.1 U	0.1 U	0.1 U	0.1 U	0.1 U
Total Xylenes [3]	23	23	0.2 U	0.2 U	0.2 U	0.2 U	0.2 U	0.2 U	0.2 U	0.2 U	0.2 U
Total Polychlorinated Biphenyls [3]	--	--	0.35 U	0.35 U	0.35 U	0.35 U	0.35 U	0.35 U	0.35 U	0.35 U	0.35 U
Data Designation [4]			Green	Yellow	Green	Yellow	Green	Yellow	Yellow	Yellow	Yellow
Actual Designation [4]			Green/Red[8]	Green[7]/Red[8]	Green[7]/Red[8]	Green [7]	Green	Green[7]/Red[8]	Green[7]/Red[8]	Green[7]/Red[8]	Green [7]
Date Originally Designated			10/8/2009	10/8/2009	10/2/2009	10/26/2009	10/26/2009	10/26/2009	10/26/2009	12/30/2009	12/30/2009
Estimated Percentage Reused On Site			90%	90%	0%	100%	100%	95%	95%	0%	100%
Estimated Reuse Quantity (CY)			377	377	0	303	211	458	458	0	126

Table 5
Results for Soil Stockpiles Designated for Possible Reuse

Stockpile No.					
Zone					
Stockpile Size (CY)			Summary Information		
Constituent of Potential Concern	IARUPL (mg/kg)	IACL (mg/kg)	Minimum Concentration (mg/kg)	Average Concentration (mg/kg)	Maximum Concentration (mg/kg)
Arsenic	20	20	0.25 U	4.2 (9)	14 J
Cadmium	2	2	0.25 U	N/A (9)	1.3
Lead	250	250	0.22 J	24 (9)	190 J
Total cPAHs (2,3)	1.4	0.1	0.0091	0.40 (9)	10.6
Total Dioxins/Furans (ng/kg) (2,3)	510 (ng/kg)	9.8 (ng/kg)	0.34 (ng/kg)	13 (ng/kg) (9)	51 (ng/kg)
Total Naphthalenes (3)	160	160	0.03 U	0.19 (9)	3.8
TPH in the Diesel Range	2,000	2,000	25 U	N/A (9)	25 U
TPH in the Heavy Oil Range	2,000	2,000	100 U	N/A (9)	350
TPH in the Gasoline Range	100	100	5 U	N/A (9)	5 U
Benzene	0.22	0.22	0.05 U	N/A (9)	0.05 U
Toluene	240	240	0.1 U	N/A (9)	0.1 U
Ethylbenzene	43	43	0.1 U	N/A (9)	0.1 U
Total Xylenes (3)	23	23	0.2 U	N/A (9)	0.2 U
Total Polychlorinated Biphenyls (3)	--	--	0.35 U	N/A (9)	0.35 U
Data Designation (4)			No. of Yellow = 18	No. of Green = 17	No. of Red = 1
Actual Designation (4)			No. of Yellow (6) = 4	No. of Green = 20	No. of Red = 3 No. of Green/Red = 9
Date Originally Designated				N/A	
Estimated Percentage Reused On Site				N/A	
Estimated Reuse Quantity (CY)				12,000 (10)	

Notes:

Abbreviations: cPAHs = carcinogenic polycyclic aromatic hydrocarbons; Conc. = Concentration; CY = Cubic yards; Dioxins/Furans = Chlorinated dibenzo-p-dioxins and chlorinated dibenzofurans; IACL = Interim Action Cleanup Level; IARUPL = Interim Action Reuse Under Pavement Level; J = Estimated concentration; N/A = Not applicable; NS = Not sampled; TPH = Total petroleum hydrocarbons; U = Not detected at shown practical quantitation limit

Detected concentrations presented with two significant figures.

Bold typeface indicates exceedance of IACL. Gray shading indicates exceedance of IARUPL.

SP19 was sampled for disposal purposes since it was from Zone 4. SP30, SP31, SP32, SP35, and SP36 were leftover as excess material, and were disposed of off-site.

(1) Stockpile was from Zone 4. Sample indentification indicating soil was from Zone 2 was incorrect.

(2) Total cPAHs and total dioxins/furans concentrations calcuated using toxicity equivalency factors per Washington Administrative Code 173-340-708(8).

(3) Compound Totaling Rules: If all results are non-detects, used the reporting limit for each non-detect. If there are both detects and non-detects, used detected values only.

(4) Stockpile designations: Green = Reuse Under Pavement ONLY. Yellow = Reuse Anywhere SUBJECT TO APPROVAL. Red = NO USE Disposal Only.

(5) Stockpile was disposed of off site because the stockpile consisted mainly of sod material that was not geotechnically suitable for reuse under pavement.

(6) Signed Yellow with Ecology approval (Ecology 2009e, Ecology 2009f, Ecology 2009h, Ecology 2009j). However, some or all of these piles were reused under pavement due to demand for Green-signed soil.

(7) SP11, SP13, and SP16-1 were signed Green per Ecology recommendation since they were from Zone 2 (Ecology 2009h, Ecology 2009j). SP15 and SP20 were temporarily signed Yellow, but were signed Green prior to reuse as Yellow soil per Ecology and Port discussions (Ecology 2009l, Dragon 2009). Stockpiles that were designated on or after October 2, 2009 in which all constituent concentrations were below IACLs were signed Green (Ecology 2009l, Dragon 2009).

(8) Some or all of this stockpile was leftover as excess material at the end of the Interim Action. The leftover soil was disposed of off site after being signed Red.

(9) Calculated assuming non-detect equal to 1/2 of reporting limit. Average concentration not calculated for constituents in which 50% or more of values were non-detects.

(10) Value presented to one significant figure.

TABLE 6
RESULTS OF TCLP TESTING FOR ZONE 4 STOCKPILES

Stockpile No.	Sample Identification	TCLP Lead Concentration (mg/L)
SP04	SP04_Zone4_062309	0.25 U
SP05	SP05_Zone4_062309	0.25 U
SP08	SP08_Zone4_072109_Comp	0.25 U
SP17	SP17_Zone4_Composite	0.25 U
SP19	SP19_Zone4_082709	0.25 U
SP23	SP23_Zone4_091509	0.25 U
SP23	SP23_Zone4_121409 Comp	0.25 U
SP25	SP25_Zone4_092309_Comp	0.25 U
SP25	SP25_Zone4_121409 Comp 1	0.25 U
SP25	SP25_Zone4_121409 Comp 2	0.25 U
SP29	SP29_Zone4_121409 Comp	0.25 U
SP30	SP30_Zone4_121409_Comp	0.25 U
SP35	SP35_Zone4_121409_Comp	0.25 U
SP36	SP36_Zone4_021210_Comp	0.25 U

Notes:
TCLP = Toxicity Characteristic Leaching Procedure
U = Not detected at shown practical quantitation limit
Toxicity characteristic for lead in Washington Administrative Code 173-303-090(8) is 5 mg/L.
Not all of these stockpiles were designated for disposal. TCLP lead samples were collected from some of these stockpiles just in case the stockpile was designated for disposal.

FIGURES

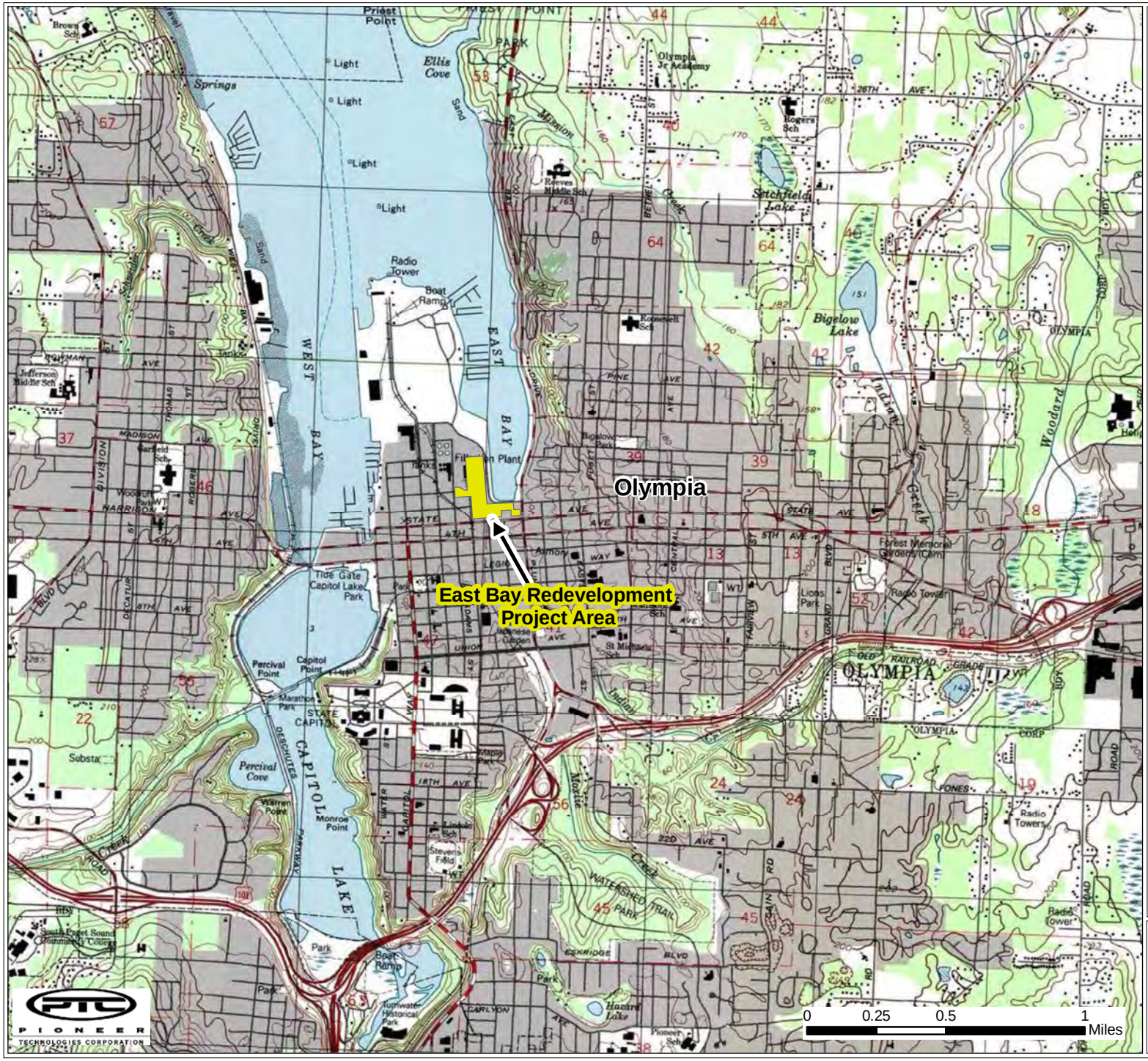

Site Location
Infrastructure Interim Action Report

Port of Olympia
June 2010

Figure 1

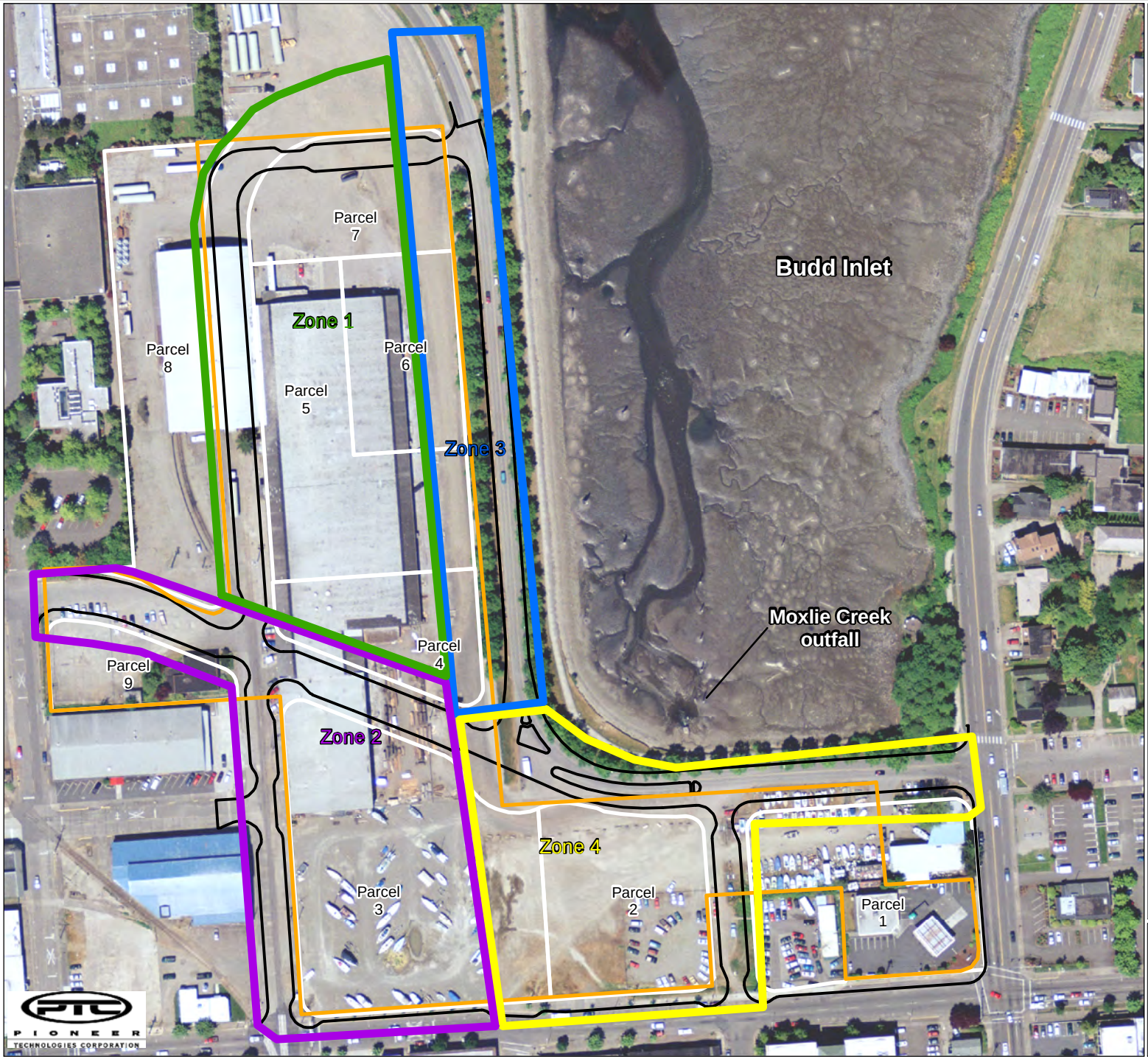

Legend

- Right-of-Way
- Port of Olympia Parcel Boundaries
- East Bay Redevelopment Project Area

Soil Stockpile Segregation Zone Boundaries

- Zone 1
- Zone 2
- Zone 3
- Zone 4

N
W E
S

0 50 100 200 Feet

Parcel Locations and Zone Boundaries
Infrastructure Interim Action Report

Port of Olympia
June 2010

Figure 2

PIONEER TECHNOLOGIES CORPORATION



Legend

Approximate Excavation Depths

- 0 to 3 ft
- 3 to 6 ft
- 6 to 9 ft

Notes:

Excavation locations and depths are approximate.

N
W E
S

0 50 100 200 Feet

PIONEER TECHNOLOGIES CORPORATION

Approximate Excavation Areas and Depths
Infrastructure Interim Action Report

Port of Olympia
June 2010

Figure 3

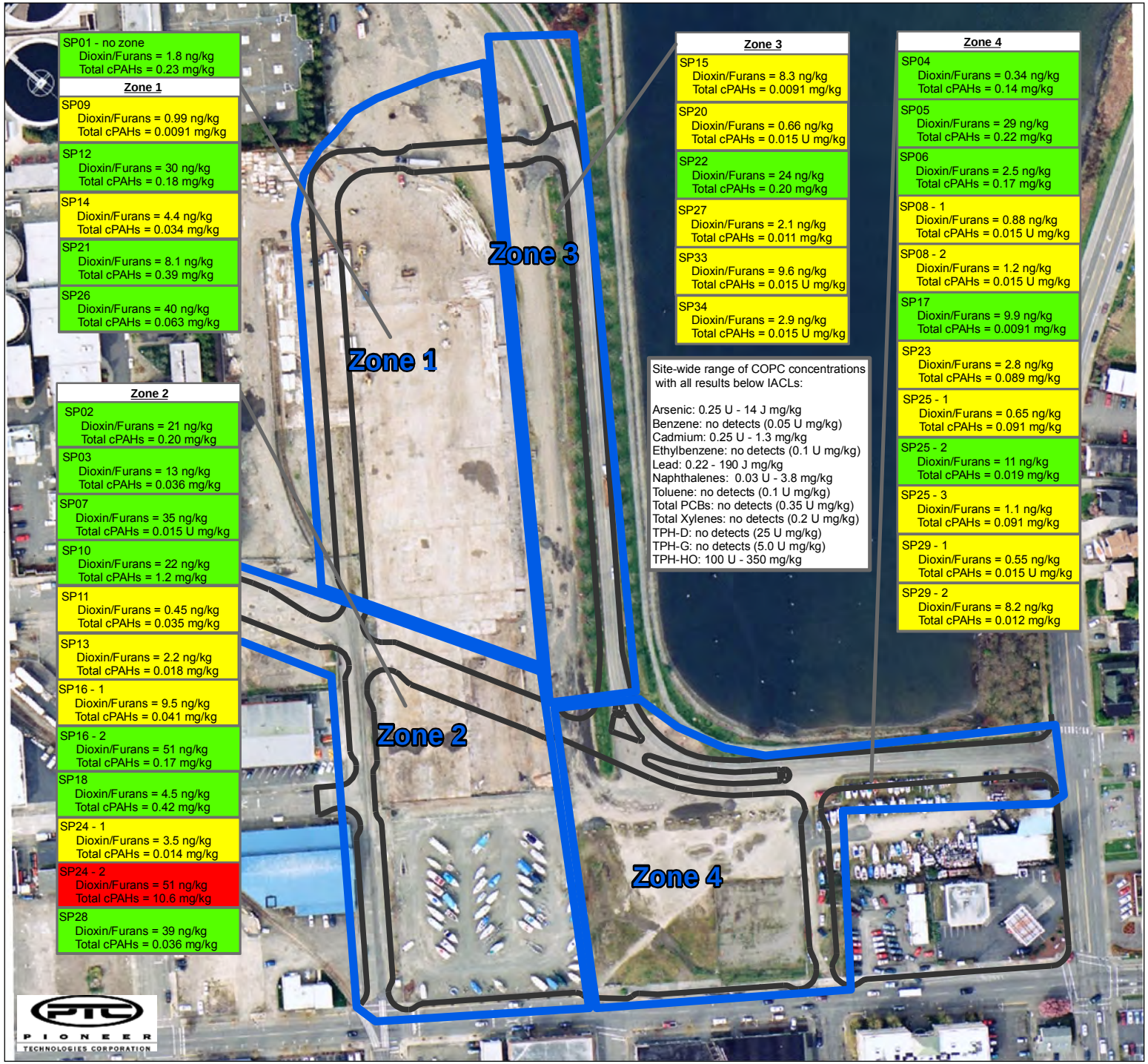

Legend

Right-of-Way

Soil Stockpile Segregation Zone Boundaries

Dioxin/Furans:
IACL = 9.8 ng/kg
IARUPL = 510 ng/kg

cPAHs:
IACL = 0.095 mg/kg
IARUPL = 1.4 mg/kg

Notes:

1. Yellow shading indicates all COPC concentations ≤ IACL.
2. Green shading indicates at least one COPC concentration > IACL but ≤ IARUPL
3. Red shading indicates at least one COPC concentration > IARUPL

COPC = Constituent of potential concern
cPAHs = Carcinogenic polycyclic aromatic hydrocarbons
IACL = Interim Action Cleanup Level
IARUPL = Interim Action Reuse Under Pavement Level
PCBs = Polychlorinated biphenyls
SP = Stockpile
TPH-D = Total petroleum hydrocarbons in the diesel range
TPH-G = Total petroleum hydrocarbons in the gasoline range
TPH-HO = Total petroleum hydrocarbons in the heavy oil range
U = Constitiuent not detected at shown practical quantitation limit

Detected constituents, IACLs, and IARUPLs are presented with two significant figures.

Dioxins/furans and total cPAH concentrations were calculated using toxicity equivalency factors per Washington Administrative Code 173.340-708(8).

N
W E
S

0 50 100 200 Feet

Soil Stockpile Results By Zone
Infrastructure Interim Action Report

Port of Olympia
June 2010

Figure 4

APPENDIX A

AIRBORNE DUST MONITORING FIELD NOTES

Miniram Sampling Log

Date	Machine	Activity Monitored	Person or Area Monitored	Time On	Time Off	Data Downloaded	Miniram Calibrated
6/8/09	Datalogger	Excavator, open cab, loading concrete on mover	Dennis, Zone 2 along western stretch	7:08	11:00	✓	
6/9/09	Datalogger	Excavator, open cab, loading concrete on mover	Dennis Zone 2 along Western stretch	7:03	5:11	✓	
6/10/09	EB1	Excavator, open cab, loading concrete on mover	Dennis, Zone 2 Middle	12:38	5:17	✓	✓ 6/11 KR
6/11/09	EB2	Excavator, open cab, loading concrete on mover	Monte, Zone 2 North and Zone 1 South	7:04	Pickedup @ 5:27	✓	✓ 6/12 KR
6/12/09	EB 1	Excavator, open cab, loading concrete on mover; Excavating soil from loading dock	Monte, Zone 1	7:10	Pickedup @ 1430	✓	✓ 6/15 KR
6/15/09	EB2	Excavator, open cab, stockpiling + loading trucks	Dennis Zone 2 (along new road) - midgen site	6:55	5:28	✓	✓ 6/15 KR
* 6/16/09	EB1	Excavator, open cab, stockpiling + loading trucks, + Removing hydrants Zone 3 + 1	Dennis, Zone 2 (along new road - middle of site)	7:00	Pickup @ 12:40	✓	✓ 6/17 KR
6/16/09	EB2	" "	" "	12:41	3:34	✓	✓ 6/17 KR
6/17/09	EB2	no soil moving activities, removing concrete, removing RR ties, removing asphalt, removal hydrant, open cab excavator	Zone 1 - Western side Dennis Zone 2 - Jefferson + Thurston	7:03	3:38	✓	✓ 6/18 KR
6/18/09	EB 1	removing concrete, Excavator, open cab, loading concrete on mover	Dennis, Zone 1, Changed to Darryl mid day	7:10	Pickedup @ 3:20	✓	✓ 6/18 MT
6/19/09	EB2	removing + breaking concrete open cab excavator	Darryl Zone 1	6:50	Pickup @ 3:15	✓	✓ 6/19 MT
6/22/09	EB1	excavator, open cab, stockpiling + loading trucks	Dennis Zone 4, excavate to subgrade on Chestnut	6:50	3:08	✓	✓ 6/22 MT

Turned off numerous times through morning.

PIONEER TECHNOLOGIES CORPORATION

Miniram Sampling Log

Date	Machine	Activity Monitored	Person or Area Monitored	Time On	Time Off	Data Downloaded	Miniram Calibrated
6/22/09	EB 2	QA of Air Monitor, Observing soil excavations	Melody, Zone 4+1	7:46	1:00	✓	✓ 6/22/09 MK
6/23/09	EB2	Subgrade excavation, open cab, stockpiling/loading trucks	Dennis, Zone 4, excavate to subgrade on Chestnut; Zone 2 finish Olympia & Thurston on East side	7:05	~~3:57~~	✓	✓ 6/24 KR
6/24/09	EB1	Pulling Concrete, excavator, open cab, Sidewalk	Dennis, Zone 2 along Western Side	7:15	3:30	✓	✓ 6/24 KR
6/25/09	EB2	Excavator, open cab	Dennis, pulling tracks then either digging wells or excavating in Zone 4	6:58	3:28	✓	✓ 6/25 KR
~~6/26/09~~ 6/29/09	~~EB1~~ EB1	water truck	Monte zone 1 and 3	7:08	3:24	✓	✓ 6/29 KR
6/30/09	EB2	Wells being dug	Monte, Zone 2 and 1	6:56	3:30	✓	✓ 7/2 KR
7/1/09	EB 1	water truck	Monte	7:00	2:45	✓	
7/2/09	EB1	excavation, open cab	Dennis zone 4	7:30	Picked up 2:00	✓	✓ 7/2 KR
7/6/09	EB2	Excavation, open cab, finishing dropping Chestnut/Olympia to grade	Dennis Zone 4	7:00	Picked up 7/7/09	✓	✓ 7/7 KR
7/7/09	EB1	Backhoe, Excavation, open cab	Dennis Zone 2	7:00	Picked up 7/8/09	✓	✓ 7/8 KR
7/8/09	EB2	Excavator, open Cab; demolition near RR in Zone 2	Monte Zone 2	7:00	Picked up 7/9/09	✓	✓ 7/9 KR
7/9/09	EB1	Excavation, open Cab, demolition along state St, Concrete/soil	Monte Zone 2 along state street	7:07	Picked up 7/10/09	✓	✓ 7/10 KR

PIONEER TECHNOLOGIES CORPORATION

Miniram Sampling Log

Date	Machine	Activity Monitored	Person or Area Monitored	Time On	Time Off	Data Downloaded	Miniram Calibrated
7/10/09	EB2	Demolition of state street, excavation, open cab, concrete/soil	Monte Zone 2 along state Street	7:03	Pickedup 7/13/09	✓	✓ 7/13 KR
7/13/09	EB1	Excavator, digging storm pipe, open cab.	Dennis Zone 2	7:09	picked up 7/14/09	✓	✓ 7/14 KR
7/14/09	EB2	Excavator open cab	mark zone 2	6:57	picked up 7/15	✓	✓ 7/15 MR
7/15/09	EB1	Excavator digging Storm pipe open cab	Dennis zone 2	6:59	picked up 7/16	✓	✓ 7/16 MH
7/16/09	EB2	Excavator digging Storm pipe open cab	Dennis Zone 2	7:04	picked up 7/17	✓	✓ 7/17 MH
7/17/09	EB1	Excavator digging Storm pipe	Dennis Zone 2	7:00	picked up 7/20/09	✓	✓ 7/20 KR
7/20/09	EB2	Excavator open cab	Dennis Zone 4	7:00	Picked up 7/21	✓	✓ 7/21 KR
7/21/09	EB1	Demolition, Open Cab Crusher	Casey Zone 1 Along State Street	7:08	Pickedup 7/22/09	✓	✓ 7/22 KR
7/22/09	EB2	Clean up + Water main excavation, open cab	Clint Zone 2	7:07	Pickedup 7/23/09	✓	✓ 7/23 KR
7/23/09	EB1	Excavation of water main open cab	Dennis Zone 2	7:03	Picked 7/24/09	✓	✓ 7/24 KR
7/24/09	EB2	" "	Dennis Zone 2	7:12	Pickedup 7/27	✓	✓ 7/27 KR
7/31/09	EB1	Crushing of concrete for reuse on site	Jason Zone 1	9:00	Pickedup 8/3/09	✓	✓ 8/3 KR

PIONEER TECHNOLOGIES CORPORATION

Miniram Sampling Log

Date	Machine	Activity Monitored	Person or Area Monitored	Time On	Time Off	Data Downloaded	Miniram Calibrated
8/3/09	EB2	Crushing of concrete for Reuse on site	Zonel, Jason	11:00	4:30	√	√ 8/3 KR
8/4/09	EB1	Crushing of concrete for Reuse on site	Zonel, Jason	7:03	Picked up 8/5	√	√ 8/5 KR
8/5/09	EB2	Crushing of concrete for Reuse on site	Jason Zonel		Picked up 8/6	√	√ 8/6 MF
8/6/09	EB1	Crushing of concrete for reuse on site	Jason Zonel	7:10	Picked up 8/7	√	√ 8/7 [illegible]
8/7/09	EB2	Crushing concrete for reuse on site	Jason Zonel	7:10	Picked up 8/10	√	
8/10/09	EB1	Crushing concrete	Jason Zonel	7:05			

APPENDIX B

SOIL STOCKPILE MANAGEMENT PROCEDURES MEMORANDUM

MEMO

PIONEER TECHNOLOGIES CORPORATION

2612 Yelm Hwy SE, Suite B
Olympia, WA 98501-4826

Phone: 360.570.1700
Fax: 360.570.1777

www.uspioneer.com

To: Joanne Snarski and Kevin Dragon

From: Troy Bussey (busseyt@uspioneer.com)

Date: June 2, 2009

Re: Soil Stockpile Management Procedures for East Bay Interim Action

Dear Joanne and Kevin:

Per your request, I have prepared this memorandum to summarize my understanding of how the Port of Olympia (Port) expects Stan Palmer Construction (Stan Palmer) to interact with PIONEER Technologies Corporation (PIONEER) on soil stockpile management issues during the Interim Action for the East Bay Site. These procedures and expectations supplement and clarify (but are not intended to replace or override in any way) the stockpile management requirements in the Interim Action Work Plan (IAWP) and the technical specifications.

- PIONEER Points-of-Contact:
    - Kara Roberts: 360-570-1700 office, [redacted]
    - Troy Bussey: 360-570-1700 office, [redacted]
- Soil Reuse: Stan Palmer is expected to maximize soil reuse to the extent practical. Stan Palmer is encouraged to amend, mix, recondition, or modify excavated soils to the extent practicable prior to stockpile sampling in order to produce reusable soils that are geotechnically suitable for a given use. Class B soil stockpiles should only be reused if no Class A soil stockpiles for a given geotechnical use are available.
- Soil Segregation: Stan Palmer is expected to segregate soils into stockpiles according to the anticipated geotechnical use for the soil (e.g., separate stockpiles for (1) gravel base, (2) general borrow, (3) pipe bedding, and (4) unsuitable for any use). In addition, Stan Palmer is expected to segregate stockpiles according to the zone in which the soil was generated (the locations of the four zones are identified in Figure 5-1 of the IAWP). Thus, there could be up to a total of 16 different classes of soil stockpiles (i.e., four zones and four types of geotechnical uses).
- Stockpile Size: 500 cubic yards (CY) is being used as the stockpile volume for soil sampling and decision-making purposes. Thus, Stan Palmer is expected to subdivide stockpiles larger than 500 CY into distinct 500 CY units prior to the stockpile being signed and sampled. Stockpiles smaller than 500 CY should be avoided if possible. Stan Palmer is encouraged to minimize stockpile footprints in order to save space at the job site. Stan Palmer is expected to estimate stockpile volumes (e.g., via truckloads) and provide written documentation of the stockpile volume basis, although PIONEER will review and verify the estimate.
- Stockpile Locations: It is expected that Stan Palmer will not windrow soils adjacent to excavations. It is expected that Stan Palmer will place and manage stockpiles in a central location (e.g., existing concrete pad) to the extent practicable. Stan Palmer should not place soil stockpiles on top of existing groundwater monitoring wells, nor any proposed soil borings or monitoring wells identified in the field by PIONEER or the Port. The locations of existing monitoring wells and proposed soil borings/monitoring wells have been marked in the field as of June 2nd.
- Signage Responsibilities: Color-coated stockpile signs (approximately 18 inches by 24 inches) have been purchased and will be placed on soil stockpiles by PIONEER. Stan Palmer is responsible for ensuring the signs are not damaged or moved once placed on a stockpile.

- Sign Content: Stockpile signs will utilize the color scheme and text shown in the table below to communicate stockpile status. In addition, each stockpile sign will identify the stockpile ID, corresponding soil sample number, date sampled, and date released for use. Copies of the sign designs are enclosed.

Soil Class	Sign Color	Sign Text
N/A	White	Unclassified: NO USE
A	Green	Class A Soil: Reuse Under Pavement ONLY
B	Yellow	Class B Soil: Reuse Anywhere - SUBJECT TO APPROVAL
C	Red	Class C Soil: NO USE – Disposal Only

- Stockpile IDs: PIONEER will assign all stockpile IDs using the following format: Sequential Stockpile #_Zone_Date ID Assigned (MMDDYY). Thus, an ID of 1_3_061509 would correspond to Stockpile #1, which was generated from Zone 3 and assigned an ID on June 15, 2009.

- Stockpile Throughput: Due to the delays associated with obtaining analytical results for soil stockpile samples as shown in the flowchart below, it is expected that Stan Palmer will generate significant quantities of stockpiled soil at the beginning of the project in order to ensure a near continuous supply of soil for reuse later in the project.

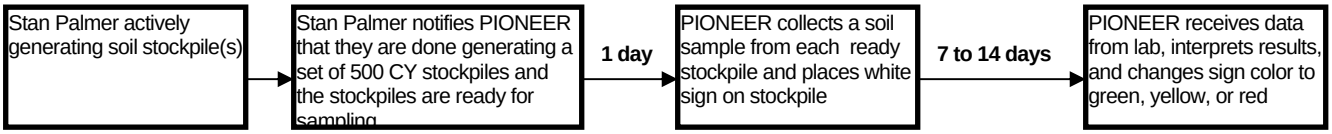

- Active Generation of Stockpiles: Stockpiles that Stan Palmer is actively generating or shaping will not be signed or sampled until Stan Palmer is completely done adding to or shaping the stockpile. Stan Palmer is responsible for maintaining a schematic identifying all stockpiles that have not been signed and capturing the following information:
    - What zone the soil came from
    - Type of pile: (1) gravel base, (2) general borrow, (3) pipe bedding, or (4) unsuitable for any use.

- When To Call: PIONEER will not be in the field full time. Stan Palmer is expected to consolidate sampling requests to one or two days per week. When Stan Palmer is done generating a 500 CY stockpile, Stan Palmer should notify a PIONEER point-of-contact, who is expected to respond within one working day.

- Stockpile Movement: Once a stockpile has been signed with a white sign, Stan Palmer should not move the stockpile until the sign has been changed to green, yellow, or red. Stan Palmer should take all necessary measures to prevent comingling of stockpiles of different soil classes.

- Analytical Requirements: PIONEER will collect and pay for all soil samples related to chemical testing, with the exception of any testing associated with import of soil from off-site. Stan Palmer is responsible for collecting and paying for all soil samples related to geotechnical testing.

- Direct Loading: It may be possible to load some soils directly to dump trucks for off-site disposal without stockpiling if: 1) the Port Engineer has already designated the soil as geotechnically unsuitable for any use, and 2) the receiving landfill does not require toxicity characteristic leaching procedure (TCLP) testing for that zone (e.g., the Weyerhaeuser Castle Rock Landfill has indicated that the only TCLP testing it would likely require is TCLP lead for stockpiles generated from Zone 4).

- Construction Debris: Stockpiles of construction debris should not be commingled with soil stockpiles, and will be managed separately in accordance with the specifications.

- Gross Contamination: If Stan Palmer encounters gross contamination (e.g., heavy fuel sheen, free petroleum product) during excavation, Stan Palmer is expected to stop excavation work at that location and notify the Port and PIONEER immediately. If excavators or other equipment are contaminated due to contact with gross contamination, Stan Palmer should decontaminate the equipment before resuming work elsewhere at the site.

- Documentation: Stan Palmer is responsible for preparing daily reports as well as detailed field notes and photographs to document all soil management activities (e.g., excavation, segregation, stockpiling, estimating stockpile volumes, reuse, and disposal). In addition, Stan Palmer is expected to provide the Port and PIONEER with a copy of the weigh ticket / waste manifest for all soil disposed of at the off-site landfill as soon as possible following transport.

- Other Requirements: Stan Palmer is expected to be intimately aware of the stockpile management requirements in Section 5.2 of the IAWP and Section 01 35 13 of the specifications as there are other stockpile management requirements (e.g., placement on impervious surface, cover with plastic liner) that are not repeated in this memo.

Respectfully,

Troy Bussey Jr., P.E., L.G., L.HG.
Senior Professional Engineer

Enclosure – Sign Designs

It should be noted that Ecology commented on this memorandum in a June 4, 2009 email: "The only changes/clarifications that are needed to the memo concerns amending, reconditioning, mixing, or modifying soils (2nd bullet). We prefer that any amending, reconditioning, mixing, or modifying soils occur following soil sampling. We do not want any additives to 'dilute' or bias the concentration results. However, if the amending, reconditioning, mixing, or modifying soils only consists of mixing of soils excavated from the same zone to achieve the desired geotechnical properties – that is acceptable. As long as no "foreign" substances are added (such as offsite materials, cement, soils from other zones, concrete)."

As it turned out, Stan Palmer Construction did not end up amending, mixing, reconditioning, or modifying any of the soil stockpiles before or after soil sampling.

Unclassified

NO USE

For more information contact:

Port of Olympia
360-528-8020

Pioneer Technologies Corporation
360-570-1700

Sample No:

Stockpile ID:

Date Sampled:

Class A Soil

Reuse Under Pavement ONLY

* PAVEMENT SHALL INCLUDE CONCRETE, ASPHALT OR OTHER IMPERVIOUS SURFACE AREAS

For more information contact:

Port of Olympia
360-528-8020

Pioneer Technologies Corporation
360-570-1700

Sample No:

Stockpile ID:

Date Sampled:

Date Released for Use:

Class B Soil

Reuse Anywhere

SUBJECT TO APPROVAL

For more information contact:

Port of Olympia
360-528-8020

Pioneer Technologies Corporation
360-570-1700

Sample No:

Stockpile ID:

Date Sampled:

Date Released for Use:

Class C Soil

NO USE

Disposal ONLY

For more information contact:

Port of Olympia
360-528-8020

Pioneer Technologies Corporation
360-570-1700

Sample No:

Stockpile ID:

Date Sampled:

Date Released for Use:

APPENDIX C

SOIL STOCKPILE MANAGEMENT FIELD NOTES

Stockpile Management

Stockpile ID (#_Zone(where its from)_DateID(MMDDYY)) →	Sample ID	Size (CY)	Time Sampled	Geotechnical Description (Gravel Base, General Borrow, Pipe Bedding vs. Unsuitable)	Zone Stored In	Date Released For Use	Status
SP01	SP01_Zone NA_061209	350 - Fred	1530	General Borrow	Zone 1	6/24/09	Green
SP02	SP02_Zone 2 - 061509	420 - Fred	1400	General Borrow	Zone 1	6/25/09	Green
SP03	SP03_ Zone 2 - 061609	500 - Fred	1600	General Borrow	Zone 1	6/25/09	Green
SP04	SP04_ Zone 4_062309	491 - Measurement	1540	General Borrow	Zone 1	7/06/09	Green
SP05	SP05_Zone 4_062309	109 - Measurement	1600	Sod	Zone 2	7/06/09	* Can't use sod under pavement Green must be disposed of off site.
SP06	SP06_Zone 2_062309*	59 - Measurement	1615	Sod	Zone 2	7/06/09	* Can't use sod under pavement Green must be disposed of off site.
* Stockpile was actually in Zone 4. It was sod removed on the eastern most end of Olympia/Thurston. Mistake was caught after sample was taken to the lab.							
SP07	SP07_Zone2_072109	480 - measurement	0730	General Borrow	Zone 1	7/31/09	Green
SP08 * Due to size, two samples were taken	SP08_Zone 4_072109_1*	648 - measurement	0745	General Borrow	Zone 1	7/31/09	Yellow
SP08 * Due to size, two samples were taken.	SP08_Zone 4_072109_2*	648 - measurement	0900	General Borrow	Zone 1	7/31/09	Yellow
SP08 * Composite sample taken for weyerhauser if disposal is necessary of SP08.	SP08_Zone 4_072109_comp*	648 - measurement	0800	General Borrow	Zone 1	———	———
SP09	SP09_Zone 1_072909	472 - measurement	1000	General Borrow	Zone 1	8/5/09	Yellow
SP10	SP10_Zone 2_072909	414 - measurement	1030	General Borrow	Zone 1	8/5/09	Green
SP11	SP11_Zone 2_080509	484 - measurement	1130	General Borrow	Zone 1	8/13/09	~~Yellow~~ Green per Ecology
SP12	SP12_Zone 1_081209	370 - measurement	1300	General Borrow	Zone 1	8/21/09	Green
SP13	SP13_Zone 2_081909	497 - measurement	0730	General Borrow	Zone 1	9/2/09	~~Yellow~~ Green per Ecology
SP14	SP14_Zone 1_082009	496 measurement	1100	General Borrow	Zone 1	9/2/09	Yellow

Stockpile Management

Stockpile ID (#_Zone(where its from)_DateID(MMDDYY))	Sample ID	Size (CY)	Time Sampled	Geotechnical Description (Gravel Base, General Borrow, Pipe Bedding vs. Unsuitable)	Zone Stored In	Date Released For Use	Status
SP15 ~~Zone3-082009~~	SP15_Zone3-082009	221 measurement	1130	General Borrow	~~Zone3~~	9/2/09 (Again on 10/8/09)	~~Yellow~~ Green because we don't want to sample more
SP16	SP16_Zone2_082~~0~~09_1 *Due to size, two samples were taken	838 measurement	~~1230~~ 800	General Borrow	Zone1	9/3/09	~~Yellow~~ Green per Ecology
SP16	SP16_Zone2_082109_2 *Due to size, two samples were taken	838 measurement	900	General Borrow	Zone1	9/3/09	Green
SP17 ~~*Composite Sample~~	SP17_Zone4_082709 +SP17_Zone4_composite	466 Composite Samples taken for disposal if needed	1645 (1770 for composite)	General Borrow	Zone 1	9/9/09	Green
SP18	SP18_Zone2_082709	480	1700	General Borrow	Zone 2	9/9/09	Green
SP19 *Composite Sample taken for Warehouser disposal	SP19_Zone4_082709	78	1715	Geotechnical UNSUITABLE	Zone 4	9/9/09	RED
SP20	SP20 - Zone 3 - 090409	338 376	1015	General Borrow	Zone 1	9/17/09 (Again on 10/8/09)	~~Yellow~~ Green because we don't want to sample more
SP21	SP21_Zone1_091509	151	1215	General Borrow	Zone 1	9/24/09	Green
SP22	SP22 - Zone3 - 091509	472	~~1700~~ 1300	General Borrow	Zone1	9/24/09	Green
SP23	SP23 - Zone4 - 091509 *Composite Sample for TCLP lead was not taken, only grabbed	411	1330	General Borrow until 12/14/09	Zone 4	10/8/09	~~Yellow~~ Green because we don't want to sample more
SP24	SP24_Zone2_092309_1 *Due to size, two samples were taken	930	~~1130~~ 1145	General Borrow	Zone 4	10/2/09	Green per Ecology
SP24	SP24_Zone2_092309_2 *Due to size two samples were taken	930	1200	General Borrow	Zone 4	10/2/09	Red
SP25	SP25 - Zone 4 - 092309 - 1 *Due to size 3 samples were taken	1255	1230	General Borrow	Zone 4	10/8/09	~~Yellow~~ Green because we don't want to sample more
SP25	SP25 - Zone 4 - 092309 - 2 *Due to size 3 samples were taken	1255	1245	General Borrow	Zone 4	10/8/09	Green
SP25	SP25 - Zone 4 - 092309 - 3 *Due to size 3 samples were taken	1255	1300	General Borrow	Zone 4	10/8/09	~~Yellow~~ Green Green
SP26	SP26 - Zone 1 - 092309	305	1430	General Borrow	Zone 1	10/2/09	green ~~Green~~ Green because we don't want to sample more
SP27	SP27_Zone3_101509	303	1330	General Borrow	Zone 1	10/26/09	Green, because we don't want to sample more

Disposed of 1/18/10 → 100CY

Disposed of 1/18/10 → 400CY

Disposed of 1/18/10 → 400CY

Stockpile Management

Stockpile ID (#_Zone(where its from)_DateID(MMDDYY))	Sample ID	Size	Time Sampled	Geotechnical Description (Gravel Base, General Borrow, Pipe Bedding vs. Unsuitable)	Zone Stored In	Date Released For Use	Status
SP28	SP28-Zone2-101509	211 CY	1400	General Burrow	Zone 2	10/26/09	Green
SP29	SP29_Zone4_101509 * Due to size two samples were taken	965 CY	1500	General Burrow	Zone 4	10/26/09	Green, because we don't want to sample more
SP29	SP29_Zone4_101509 * Due to size two samples were taken.	965 CY	1530	General Burrow	Zone 4	10/26/09	Green because we don't want to sample more
SP23	SP23_Zone4_121409_COMP	<500	0945	General Burrow	Zone 4	—	—
SP25	SP25_Zone4_121409_Comp_1 SP25_Zone4_121409_COMP_2	1255	1015 1030	General Burrow	Zone 4	—	—
SP29	SP29_Zone4_121409_comp	< 100	1000	General Burrow	Zone 4	—	—
SP30	SP30_Zone4_121409 SP30_Zone4_121409_COMP	167	1130 1145	General Burrow	Zone 4	1/13/~~09~~10	Signed Red for Disposal
SP31	SP31_Zone2_121409	129	1200	General Burrow	Zone 2	12/16/09	Signed Red for Disposal
SP32	SP32_Zone3_121409	348	1330	General Burrow	Zone 3	12/16/09	Signed Red for Disposal
SP33	SP33_Zone3_121409	248	1400	General Burrow	Zone 1	12/30/09	~~Signed Red for Disposal~~ Green
SP34	SP34_Zone3_121409	126	1415	General Burrow	Zone 1	12/30/09	~~Signed Red for Disposal~~ Green
SP35	SP35_Zone4_121409 SP35_Zone4_121409_Comp	78	1530	General Burrow	Zone 1	1/13/10	Signed Red for Disposal
SP36	SP36_Zone4_021210_comp	134	0930		Zone 2		

Disposed 1/18/09 <50

Resampled for Comp TCLP Load

Disposed of 2/3/10 ~300CY

Stockpile ID: SP01 @1530
Sample ID: SP01 - Zone NA - 061209
Sample Location Relative to Stockpile:

Directional Arrow

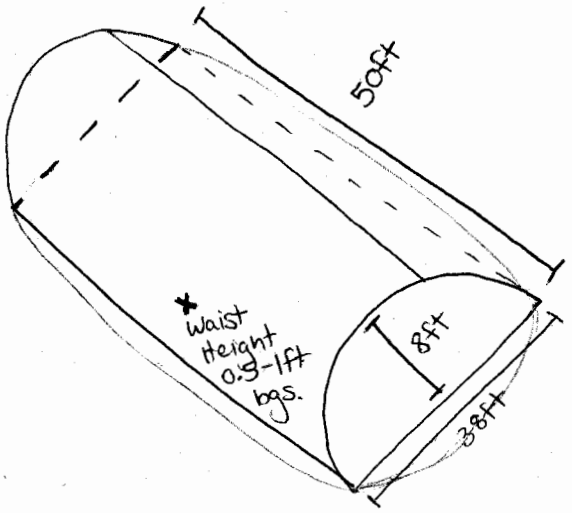

350CY
by Truck load measurement

Stockpile ID: SP02 @ 1400
Sample ID: SP02 - Zone 2 - 061509
Sample Location Relative to Stockpile:

Directional Arrow

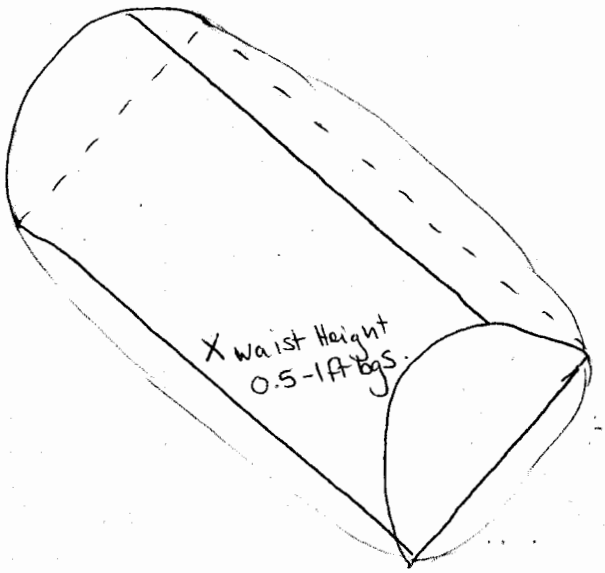

420CY
by truck load Measurement

Stockpile ID: SP03
Sample ID: SP03-Zone 2-061609
Sample Location Relative to Stockpile:

Directional Arrow



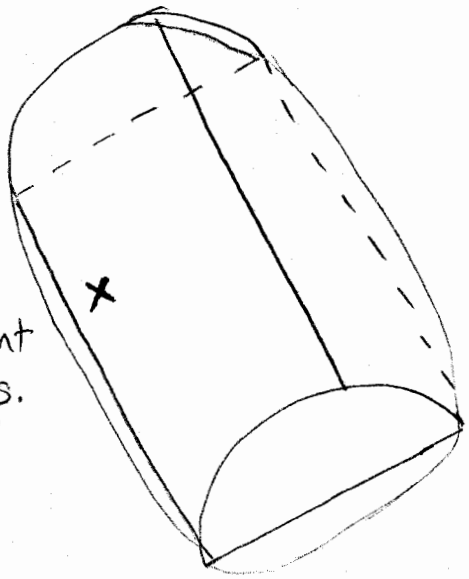

Waist Height
0.5-1' bgs.

500 CY
by truck load
Measurement

Stockpile ID: SP04
Sample ID: SP04-Zone 4-062309
Sample Location Relative to Stockpile:

Directional Arrow



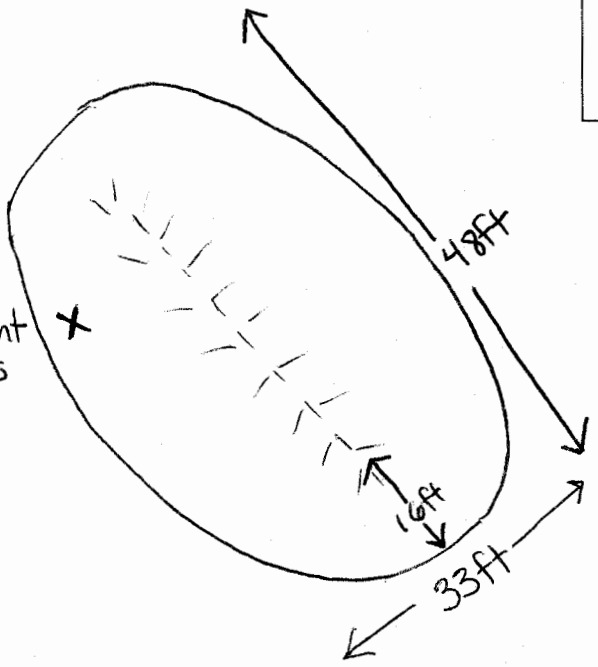

Waist Height
0.5-1bgs

Half Ellipsoid
491 CY

Stockpile ID: SP05
Sample ID: SP05 - Zone 4 - 062309
Sample Location Relative to Stockpile:

Directional Arrow

N

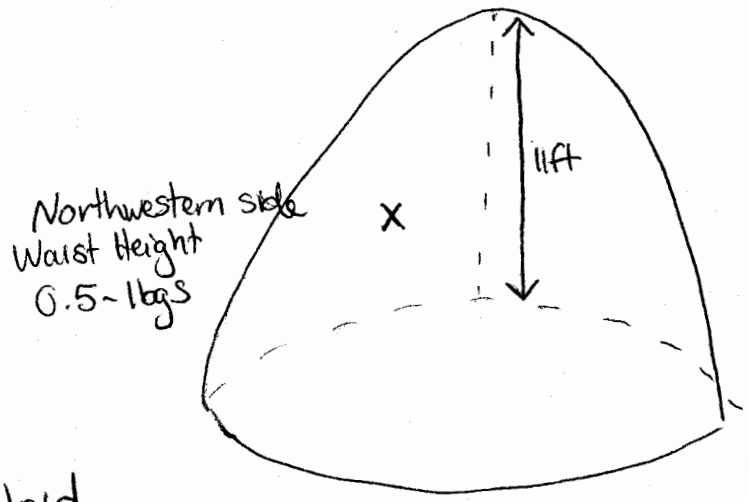

$C = 2\pi r$
$r = 13.05\text{ft}$
$d = 26.1\text{ ft}$

Paraboloid
109CY

Circumfrance = 82ft
Height = 11ft

Stockpile ID: SP06
Sample ID: SP06 - Zone 2 - 062309
Sample Location Relative to Stockpile:

Directional Arrow

N

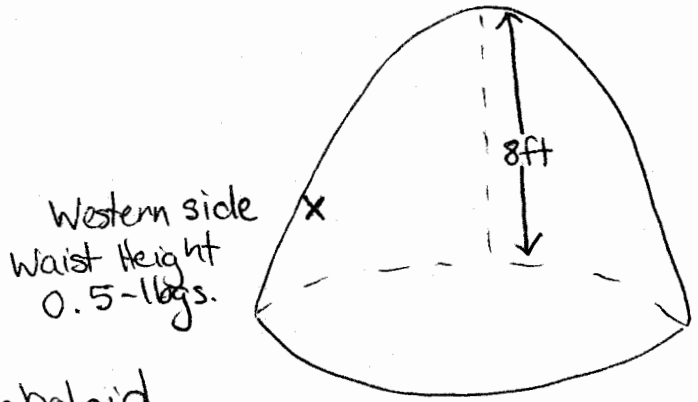

$C = 2\pi r$
$r = 11.3$
$d = 22.6$

Paraboloid
59CY

Circumfrance = 71ft
Height = 8ft

Stockpile ID: SP07
Sample ID: SP07 - Zone 2 - 072109
Sample Location Relative to Stockpile:

Directional Arrow

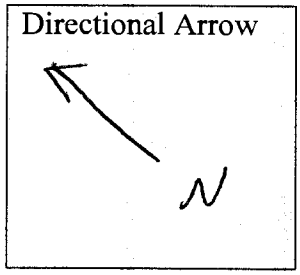

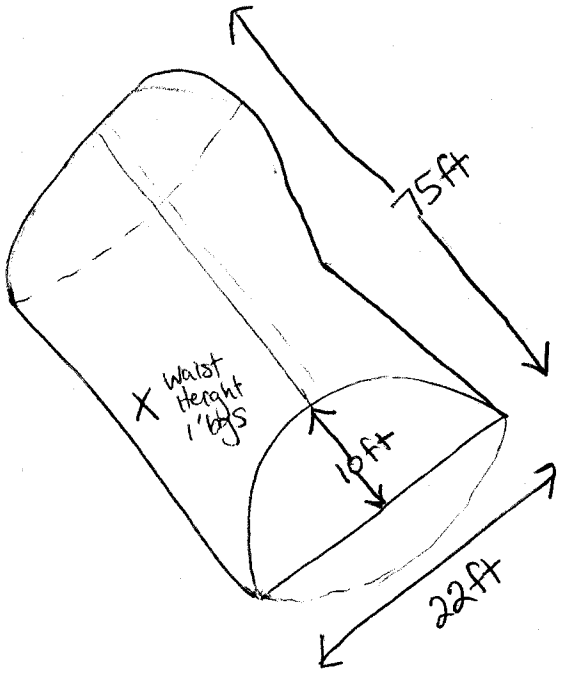

Half Cylinder
480CY

Stockpile ID: SP08
Sample ID: SP08 - Zone 4 - 072109
Sample Location Relative to Stockpile:

• Composit TCLP Lead sample.

Directional Arrow



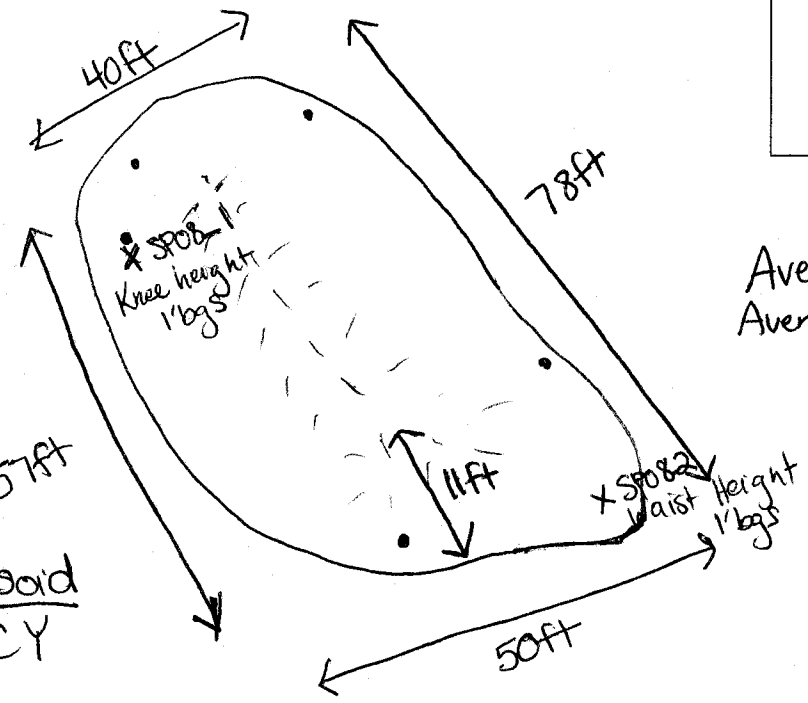

Average W = 45ft
Average L = 67.5ft

Half Ellipsoid
648CY

Stockpile ID: SP09_Zone1_072909
Sample ID: SP09
Sample Location Relative to Stockpile:

Directional Arrow

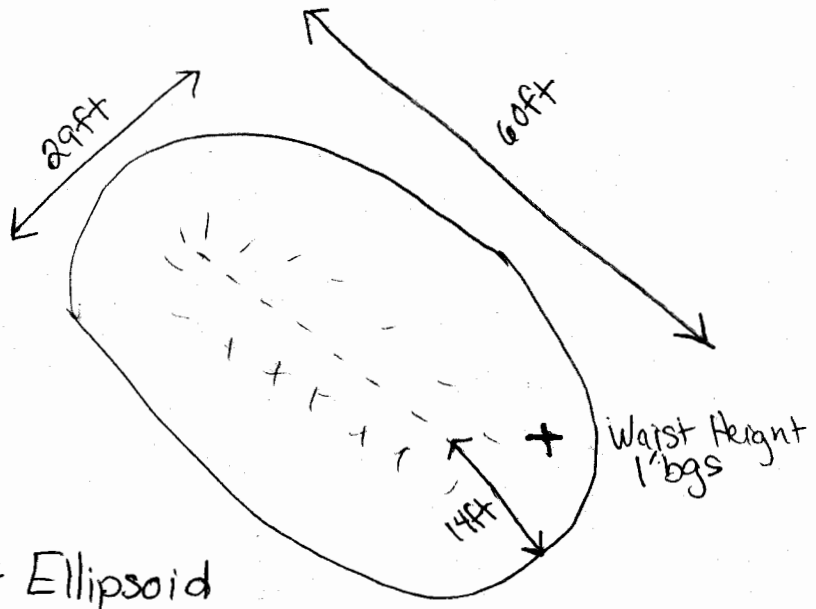

Half Ellipsoid
472 CY

Stockpile ID: SP10
Sample ID: SP10_Zone2_072909
Sample Location Relative to Stockpile:

Directional Arrow

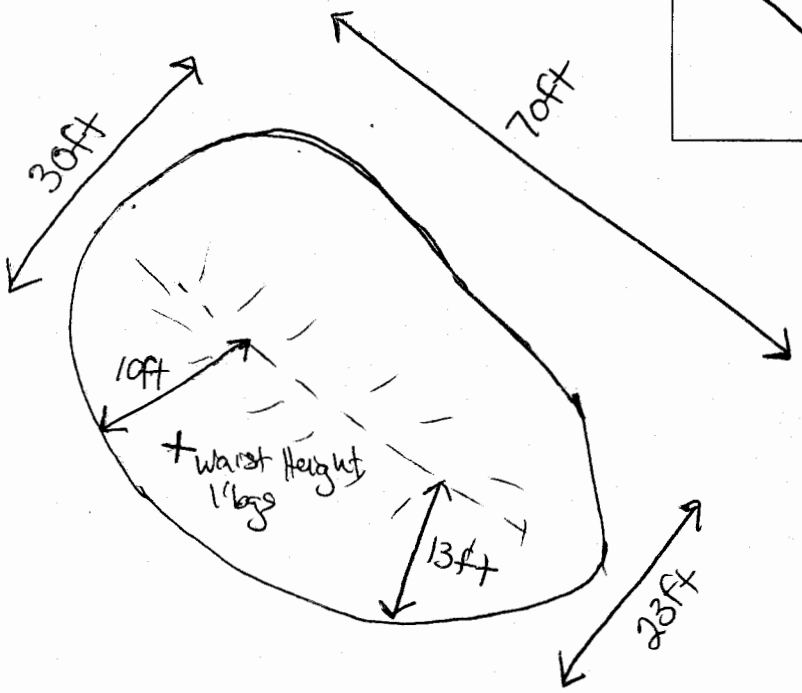

Half Ellipsoid
414

Stockpile ID: SP11 - Zone2 - 080509
Sample ID: SP11
Sample Location Relative to Stockpile:

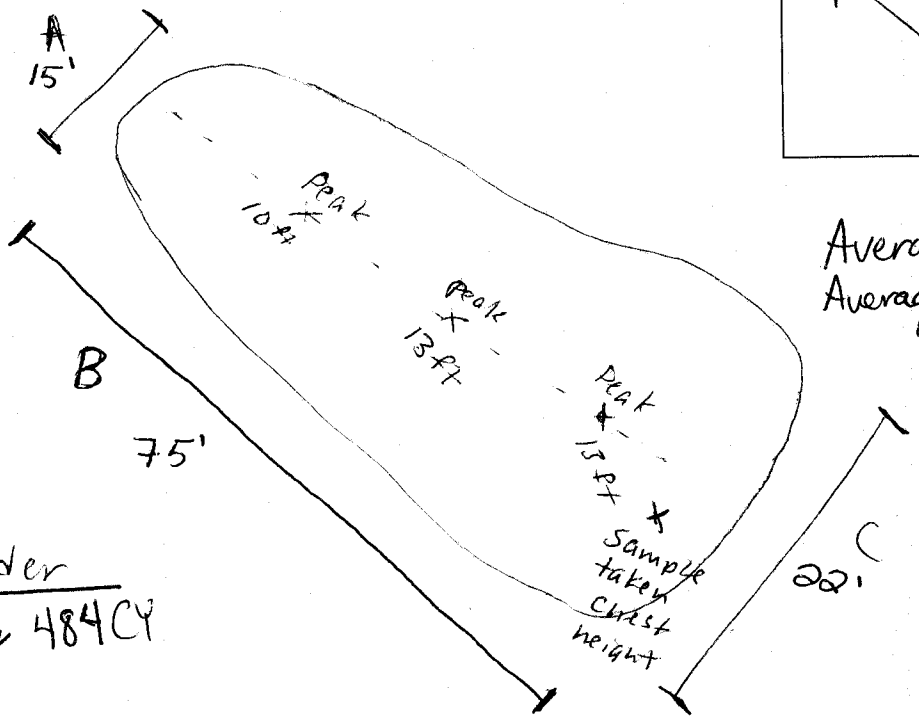

Directional Arrow

Average W = 18.5ft
Average H = 12ft

Half Cylinder

~~484CY~~

Stockpile ID: SP12
Sample ID: SP12_Zone1_081209
Sample Location Relative to Stockpile:

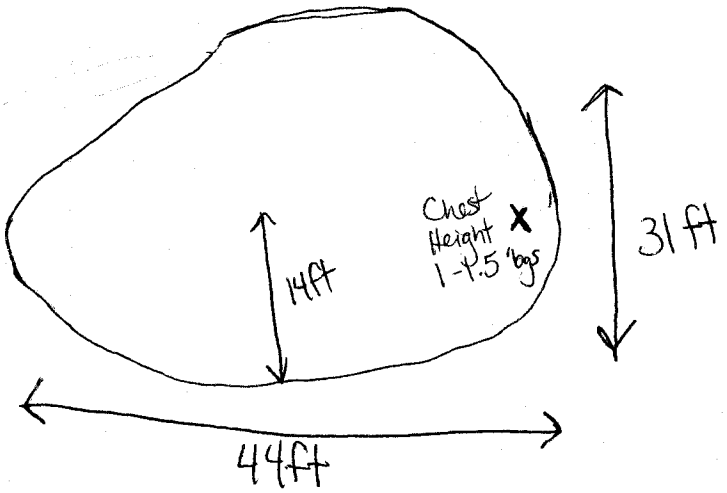

Directional Arrow

N

Half Ellipsoid

370CY

Stockpile ID: SP13
Sample ID: SP13_Zone2_081909
Sample Location Relative to Stockpile:

Directional Arrow

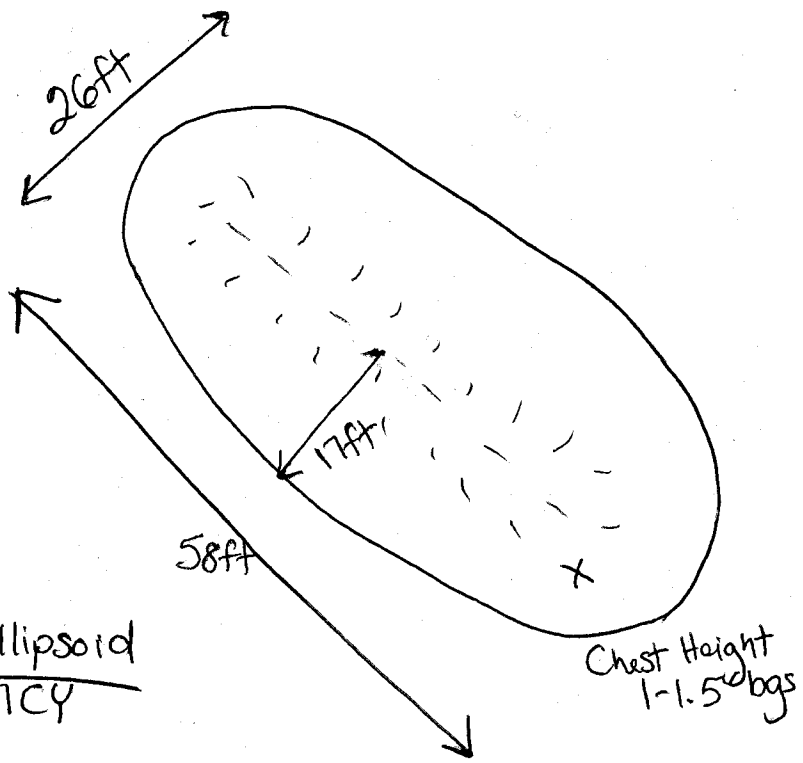

Half Ellipsoid
497 CY

Stockpile ID: SP14
Sample ID: SP14_Zone1_082009
Sample Location Relative to Stockpile:

Directional Arrow

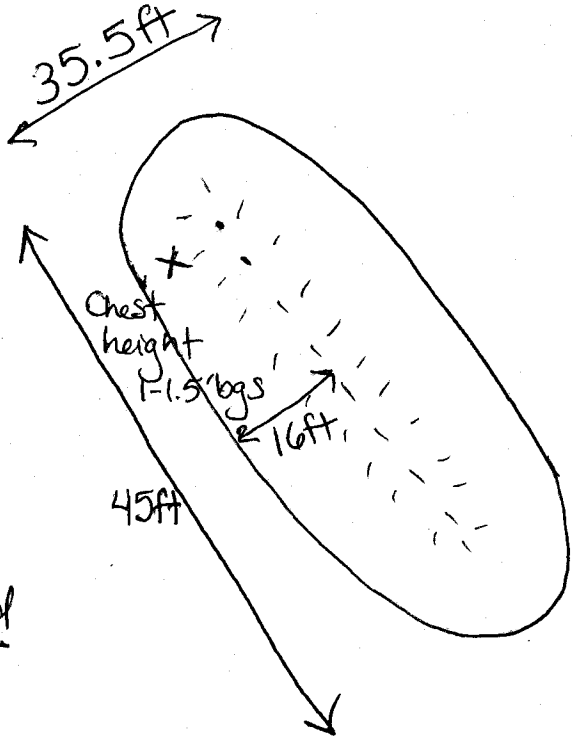

Half Ellipsoid
496 CY

Stockpile ID: SP15
Sample ID: SP15_Zone3_082009
Sample Location Relative to Stockpile:

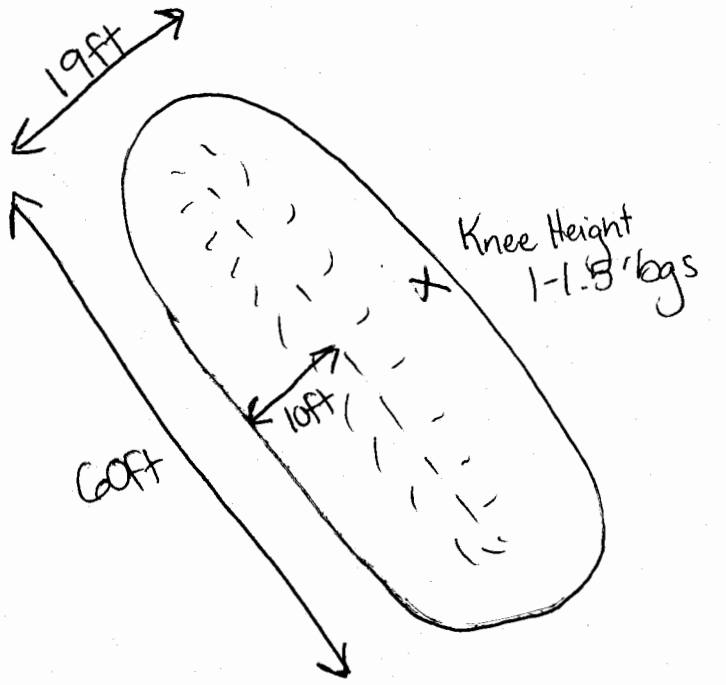

Directional Arrow



Half Ellipsoid
221 CY

Stockpile ID: SP16
Sample ID:
Sample Location Relative to Stockpile:

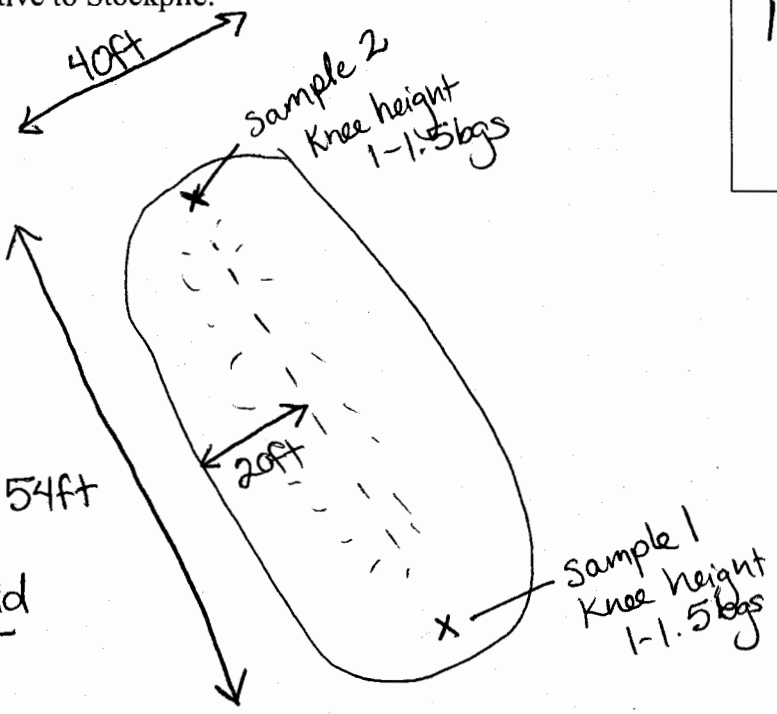

Directional Arrow



Half Ellipsoid
838 CY

Stockpile ID: SP17
Sample ID: SP17-ZONE 4-082709
Sample Location Relative to Stockpile:

Directional Arrow

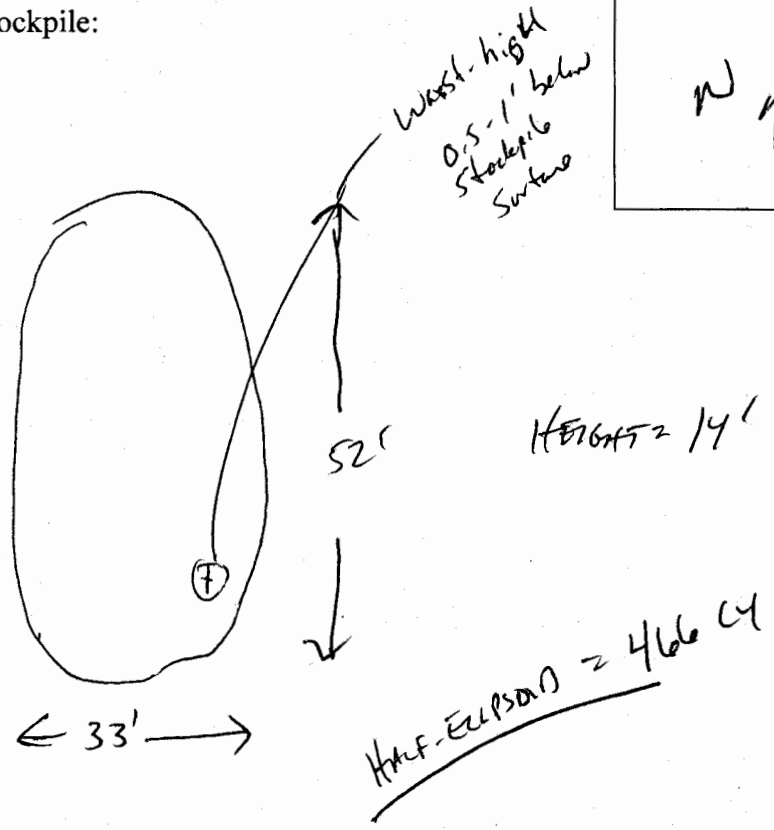

Stockpile ID: SP18
Sample ID: SP18-ZONE 2-082709
Sample Location Relative to Stockpile:

Directional Arrow



Stockpile ID: SP19
Sample ID: SP19_Zone4_082709
Sample Location Relative to Stockpile:

Directional Arrow

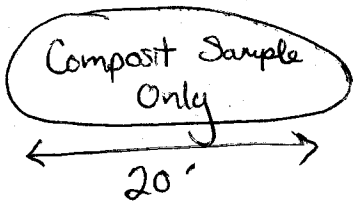

Height = 6'

½ sphere = 78CY

Stockpile was already "red" due to geotechnical unsuitability. Sample confirming TCLP for non-haz. disposal.

Stockpile ID: SP20
Sample ID: SP20_Zone3_090409
Sample Location Relative to Stockpile:

Directional Arrow

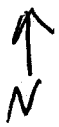

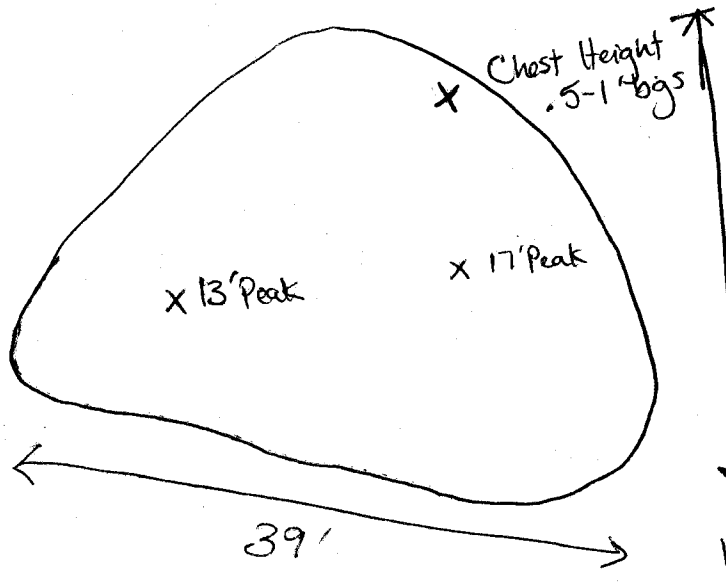

Height = 17'

Paraboloid

376 CY

Stockpile ID: SP21_Zone1_091509
Sample ID: SP21
Sample Location Relative to Stockpile:

Directional Arrow



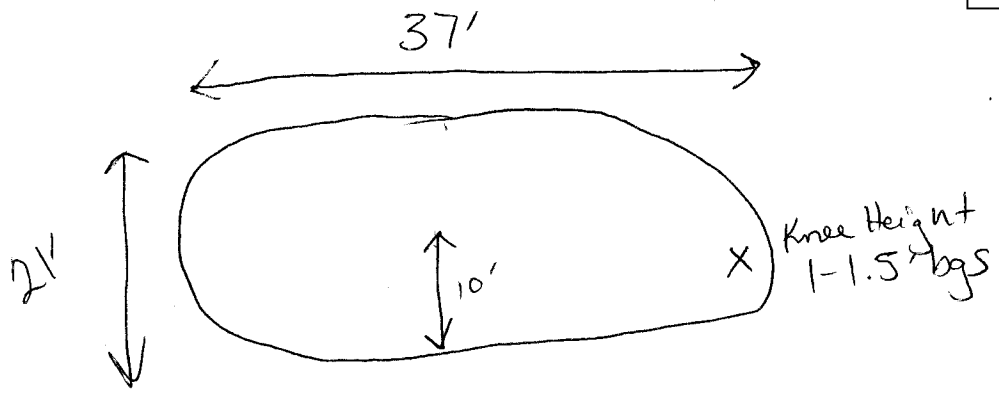

½ Ellipsoid
151 CY

Stockpile ID: SP22_Zone3_091509
Sample ID: SP22
Sample Location Relative to Stockpile:

Directional Arrow



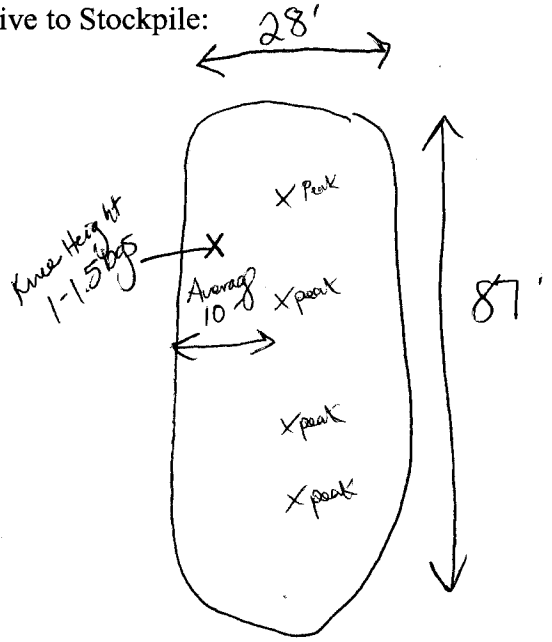

½ Ellipsoid
472 CY

Stockpile ID: SP23
Sample ID: SP23 - Zone4 - 091509
Sample Location Relative to Stockpile:

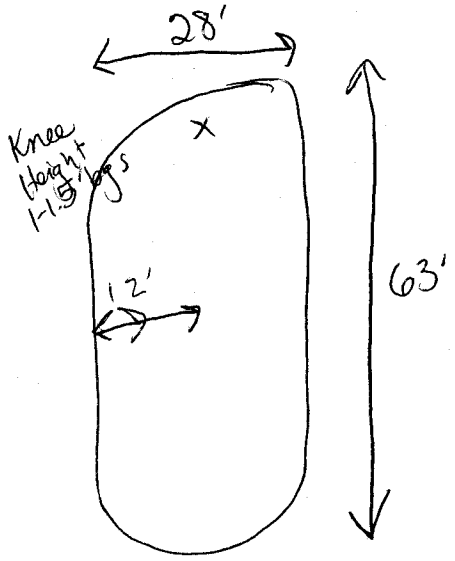

Directional Arrow



1/2 Ellipsoid
411 CY

Stockpile ID: SP24
Sample ID: SP24 - zone2 = 092309
Sample Location Relative to Stockpile:

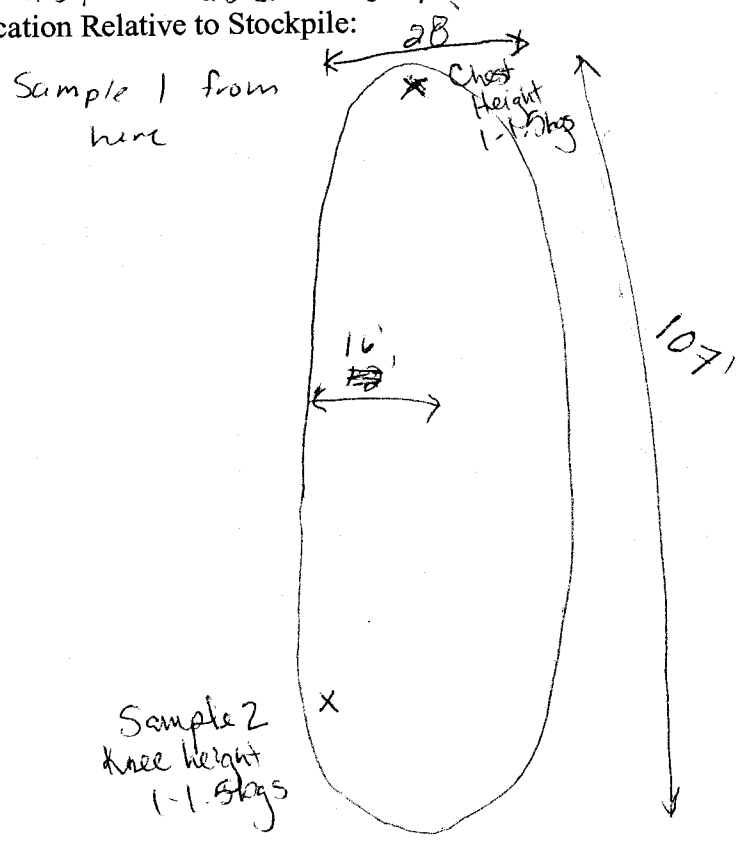

Directional Arrow



1/2 Ellipsoid
930 CY

Half Ellipse
12 697
14' 813
16' 930
half cylinder

Stockpile ID: SP25
Sample ID: SP25 - Zone 4 - 092309
Sample Location Relative to Stockpile:

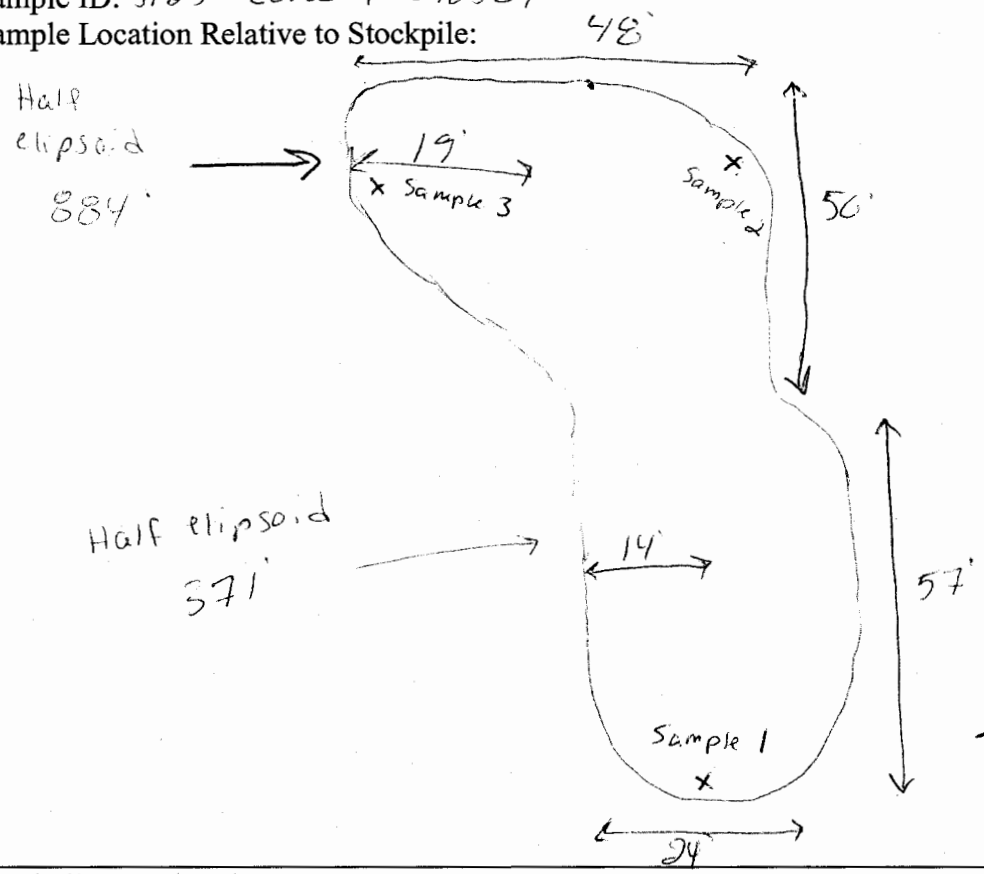

Directional Arrow



884
371
1255

*2, ½ Ellipsoids for a total of
1255 CY

Stockpile ID: SP26
Sample ID: SP26 - Zone 4 - 092309
Sample Location Relative to Stockpile:

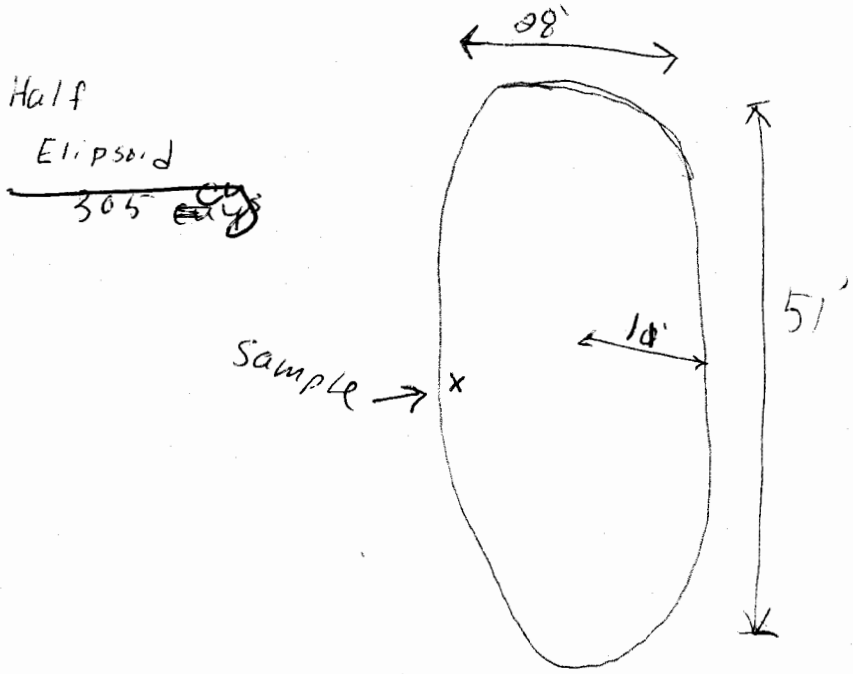

Directional Arrow



Stockpile ID: SP27
Sample ID: SP27-Zone3_101509
Sample Location Relative to Stockpile:

Directional Arrow

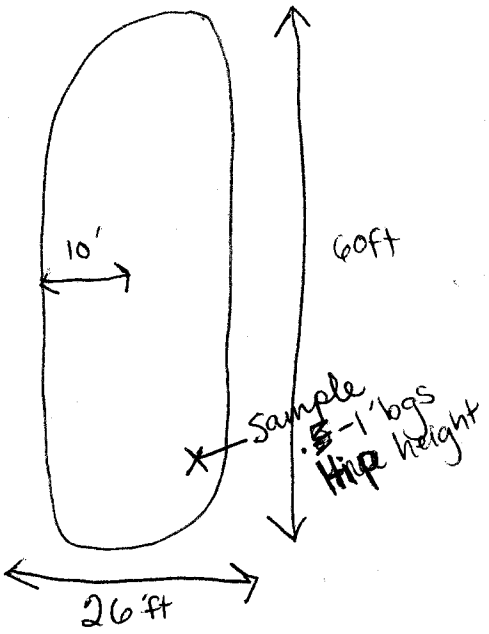

Half Ellipsoid
303 CY

Stockpile ID: SP28
Sample ID: SP28-Zone2_101509
Sample Location Relative to Stockpile:

Directional Arrow

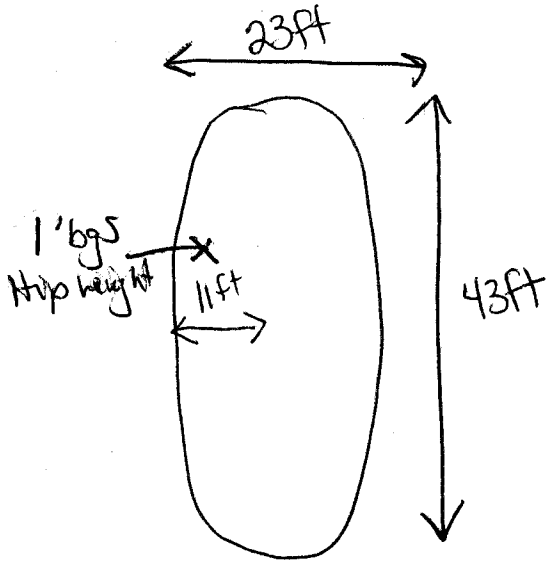

Half Ellipsoid
211 CY

Stockpile ID: SP29-Zone4_101509
Sample ID: SP29
Sample Location Relative to Stockpile:

Directional Arrow

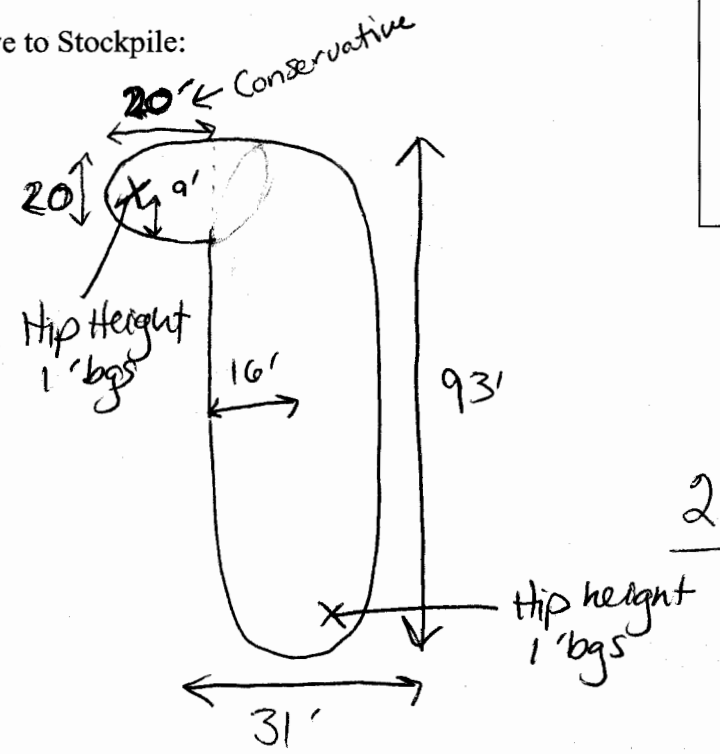

2 ½ Ellipsoids
965 CY

Stockpile ID: SP30-Zone4_121409
Sample ID: SP30
Sample Location Relative to Stockpile:

Directional Arrow

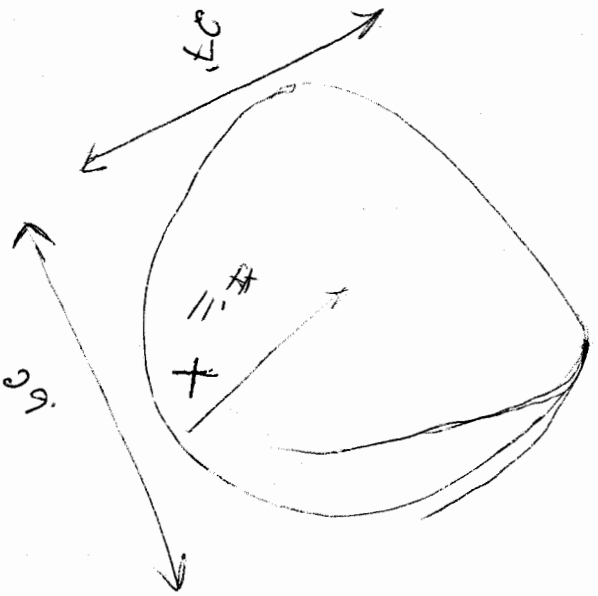

Paraboloid
167 CY

Stockpile ID: SP31
Sample ID: SP31 - Zone 3 - 121409
Sample Location Relative to Stockpile:

Directional Arrow

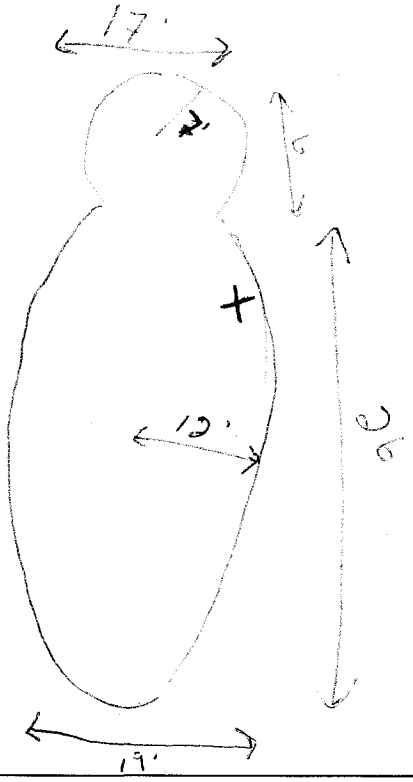

Half Ellipse + Half Ellipse =

14 + 115 = 129 CY

Stockpile ID: SP32
Sample ID: SP32 - Zone 3 - 121409
Sample Location Relative to Stockpile:

Directional Arrow

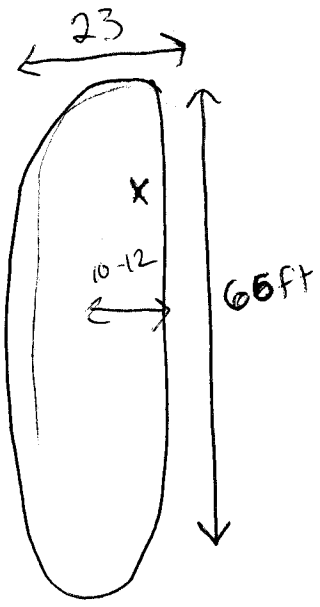

1/2 Ellipsoid

348 CY

Stockpile ID: SP33-Zone3-121409
Sample ID: SP33
Sample Location Relative to Stockpile:

Directional Arrow

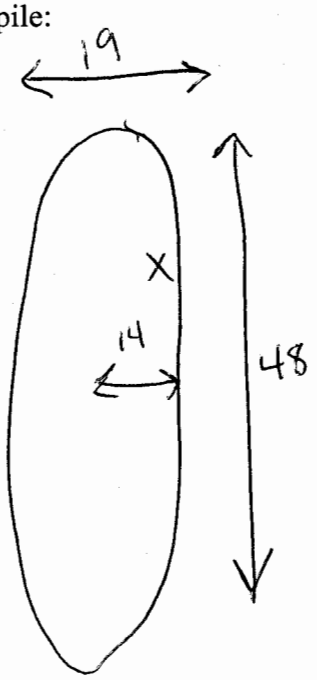

½ Ellipsoid
248 CY

Stockpile ID: SP34_Zone3_121409
Sample ID: SP34
Sample Location Relative to Stockpile:

Directional Arrow

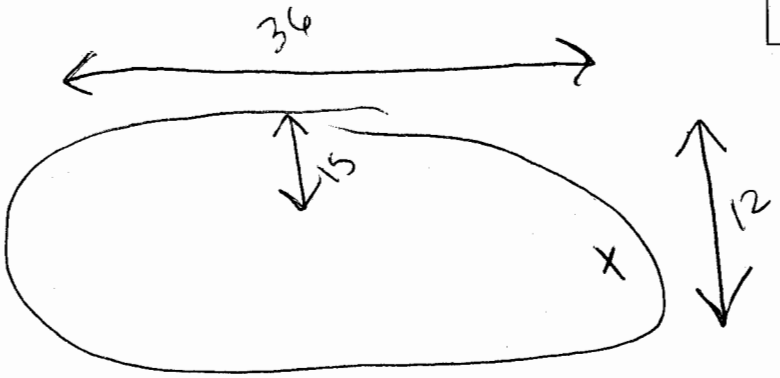

½ Ellipsoid
126 CY

Stockpile ID: SP35_Zone4_121409
Sample ID: SP35
Sample Location Relative to Stockpile:

Directional Arrow



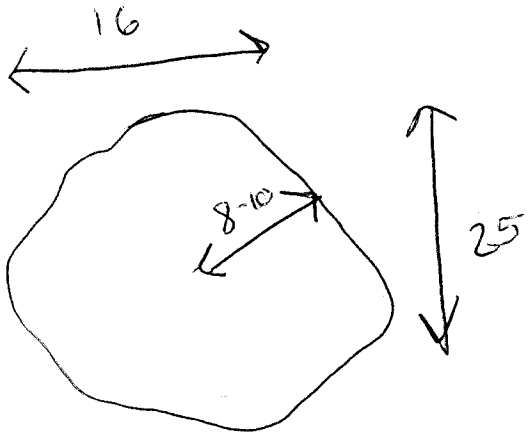

½ Ellipsoid
78

Stockpile ID: SP36
Sample ID: SP36 - Zone4_021210
Sample Location Relative to Stockpile:

Directional Arrow



104 CY
+ 30
134

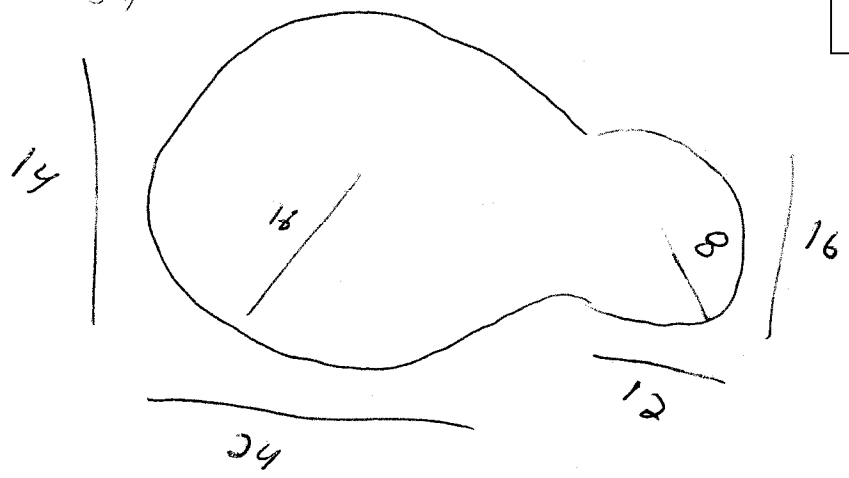

Soil Stockpile Volume Calculator

Use only one row. Pick appropriate shape and then input appropriate dimensions.

Shape Type	Original Equation	Simplified Equation	Width (ft)	Height (ft)	Length (ft)	Volume (CF)	Volume (CY)
half-sphere	V = 4/3*PI*r^3 / 2	V = PI * W^3 / 12		n/a	n/a	0	0
paraboloid	V = 1/2*PI*r^2*H	V = PI * W^2 * H / 8			n/a	0	0
half-ellipsoid	V = 4/3*PI*a*b*c / 2	V = PI * W * H * L / 6				0	0
half-cylinder	V = PI * r^2 * L / 2	V = PI * W * H * L / 4				0	0

Half Sphere:



Paraboloid:

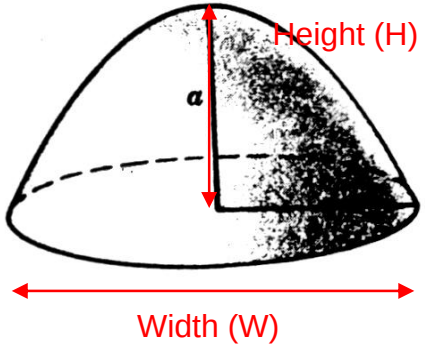

Half Ellipsoid:

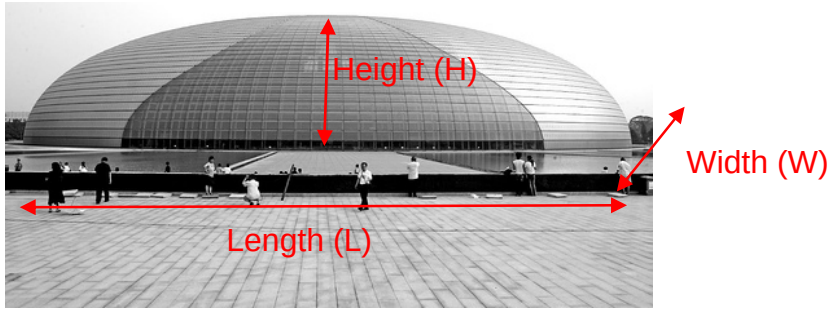

Half Cylinder:

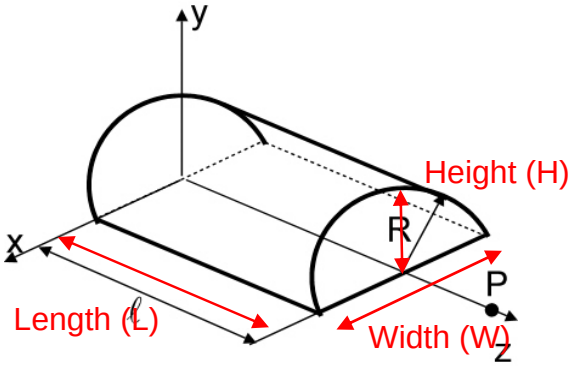

Stockpile No.	Volume Based on Truck Load Count?	ShapeType	Equation	Width (feet)	Height (feet)	Length (feet)	Volume (cubic feet)	Volume (cubic yards)
SP01	Yes							350
SP02	Yes							420
SP03	Yes							500
SP04	No	Half-Ellipsoid	V = PI * W * H * L / 6	33	16	48	13270	491
SP05	No	Paraboloid	V = PI * W^2 * H / 8	26	11	n/a	2943	109
SP06	No	Paraboloid	V = PI * W^2 * H / 8	23	8	n/a	1605	59
SP07	No	Half-Cylinder	V = PI * W * H * L / 4	22	10	75	12959	480
SP08	No	Half-Ellipsoid	V = PI * W * H * L / 6	45	11	67.5	17495	648
SP09	No	Half-Ellipsoid	V = PI * W * H * L / 6	29	14	60	12755	472
SP10	No	Half-Ellipsoid	V = PI * W * H * L / 6	26.5	11.5	70	11170	414
SP11	No	Half-Cylinder	V = PI * W * H * L / 4	18.5	12	75	13077	484
SP12	No	Half-Ellipsoid	V = PI * W * H * L / 6	31	14	44	9999	370
SP13	No	Half-Ellipsoid	V = PI * W * H * L / 6	26	17	58	13423	497
SP14	No	Half-Ellipsoid	V = PI * W * H * L / 6	35.5	16	45	13383	496
SP15	No	Half-Ellipsoid	V = PI * W * H * L / 6	19	10	60	5969	221
SP16	No	Half-Ellipsoid	V = PI * W * H * L / 6	40	20	54	22619	838
SP17	No	Half-Ellipsoid	V = PI * W * H * L / 6	33	14	52	12579	466
SP18	No	Half-Cylinder	V = PI * W * H * L / 4	22	15	50	12959	480
SP19	No	Half-Sphere	V = PI * W^3 / 12	20	n/a	n/a	2094	78
SP20	No	Paraboloid	V = PI * W^2 * H / 8	39	17	n/a	10154	376
SP21	No	Half-Ellipsoid	V = PI * W * H * L / 6	21	37	10	4068	151
SP22	No	Half-Ellipsoid	V = PI * W * H * L / 6	28	10	87	12755	472
SP23	No	Half-Ellipsoid	V = PI * W * H * L / 6	28	12	63	11084	411
SP24	No	Half-Ellipsoid	V = PI * W * H * L / 6	28	16	107	25099	930
SP25	No	1st Half-Ellipsoid	V = PI * W * H * L / 6	50	19	48	23876	884
		2nd Half-Ellipsoid	V = PI * W * H * L / 6	24	14	57	10028	371
		Measured as two Half-Ellipsoids put together					Total =	1255
SP26	No	Half-Ellipsoid	V = PI * W * H * L / 6	28	11	51	8225	305
SP27	No	Half-Ellipsoid	V = PI * W * H * L / 6	26	10	60	8168	303
SP28	No	Half-Ellipsoid	V = PI * W * H * L / 6	23	11	43	5696	211
SP29	No	1st Half-Ellipsoid	V = PI * W * H * L / 6	31	16	93	24153	895
		2nd Half-Ellipsoid	V = PI * W * H * L / 6	20	9	20	1885	70
		Measured as two Half-Ellipsoids put together					Total =	965
SP30	No	Half-Ellipsoid	V = PI * W * H * L / 6	29	11	27	4510	167
SP31	No	1st Half-Ellipsoid	V = PI * W * H * L / 6	17	7	6	374	14
		2nd Half-Ellipsoid	V = PI * W * H * L / 6	19	12	26	3104	115
		Measured as two Half-Ellipsoids put together					Total =	129
SP32	No	Half-Ellipsoid	V = PI * W * H * L / 6	23	12	65	9393	348
SP33	No	Half-Ellipsoid	V = PI * W * H * L / 6	48	14	19	6685	248
SP34	No	Half-Ellipsoid	V = PI * W * H * L / 6	36	15	12	3393	126
SP35	No	Half-Ellipsoid	V = PI * W * H * L / 6	16	10	25	2094	78
SP36	No	Half-Ellipsoid	V = PI * W * H * L / 6	24	14	16	2815	104
		Half-Ellipsoid	V = PI * W * H * L / 6	16	12	8	804	30
		Measured as two Half-Ellipsoids put together					Total =	134

Troy Bussey

From: Kara Roberts
Sent: Thursday, March 18, 2010 10:17 AM
To: Troy Bussey
Cc: Melody Feden
Subject: RE: East Bay IA - SP25

SP25 was a huge stockpile and originally was 1255cy. When we changed the sign to red the stockpile was about 350cys. 2/3rds of it was red for disposal and 1/3 of it was to be left green so….

Green = 1138
Red = 117

It totally slipped my mind, I should have recorded that. And I still need to send out the lead tclp samples. Melody stated that they started hauling it yesterday.

-Kara

Kara Roberts
PIONEER Technologies Corporation
360.570.1700
http://www.uspioneer.com
<mailto: robertsk@uspioneer.com>

This electronic mail transmission and any accompanying documents contain information belonging to the sender which may be confidential and legally privileged. This information is intended only for the use of the individual or entity to whom this electronic mail transmission was sent as indicated above. If you are not the intended recipient, any disclosure, copying, distribution, or action taken in reliance on the contents of the information contained in this transmission is strictly prohibited. If you have received this transmission in error, please notify the sender by return e-mail and delete the message. Thank you.

From: Troy Bussey
Sent: Thursday, March 18, 2010 10:04 AM
To: Kara Roberts
Subject: East Bay IA - SP25

Kara -

Since we have already scanned the IA field notes and included those in the draft IA Report which has already gone to the Port and Ecology, I would like to document the final disposition of SP25 via email. Over the past couple of days, SPC has moved SP25 from the SE corner of Parcel 2 to the northern part of Parcel 3. Melody told me that you and her signed part of SP25 red on 3/15, while keeping some green. When I looked at what was left of the green SP25 pile yesterday after it had been moved, I estimate that the Green SP25 was ~ 50 CY. SPC apparently disposed of everything else that was remaining in SP25 as of 3/15.

My question to you is: Do you think SPC had used some of SP25 as green before 3/15? If so, how much do you estimate they used as green before 3/15?

Respectfully,
Troy

Troy Bussey Jr., P.E., L.G., L.HG.
Senior Professional Engineer
PIONEER Technologies Corporation
2612 Yelm Highway SE, Suite B
Olympia, WA 98501

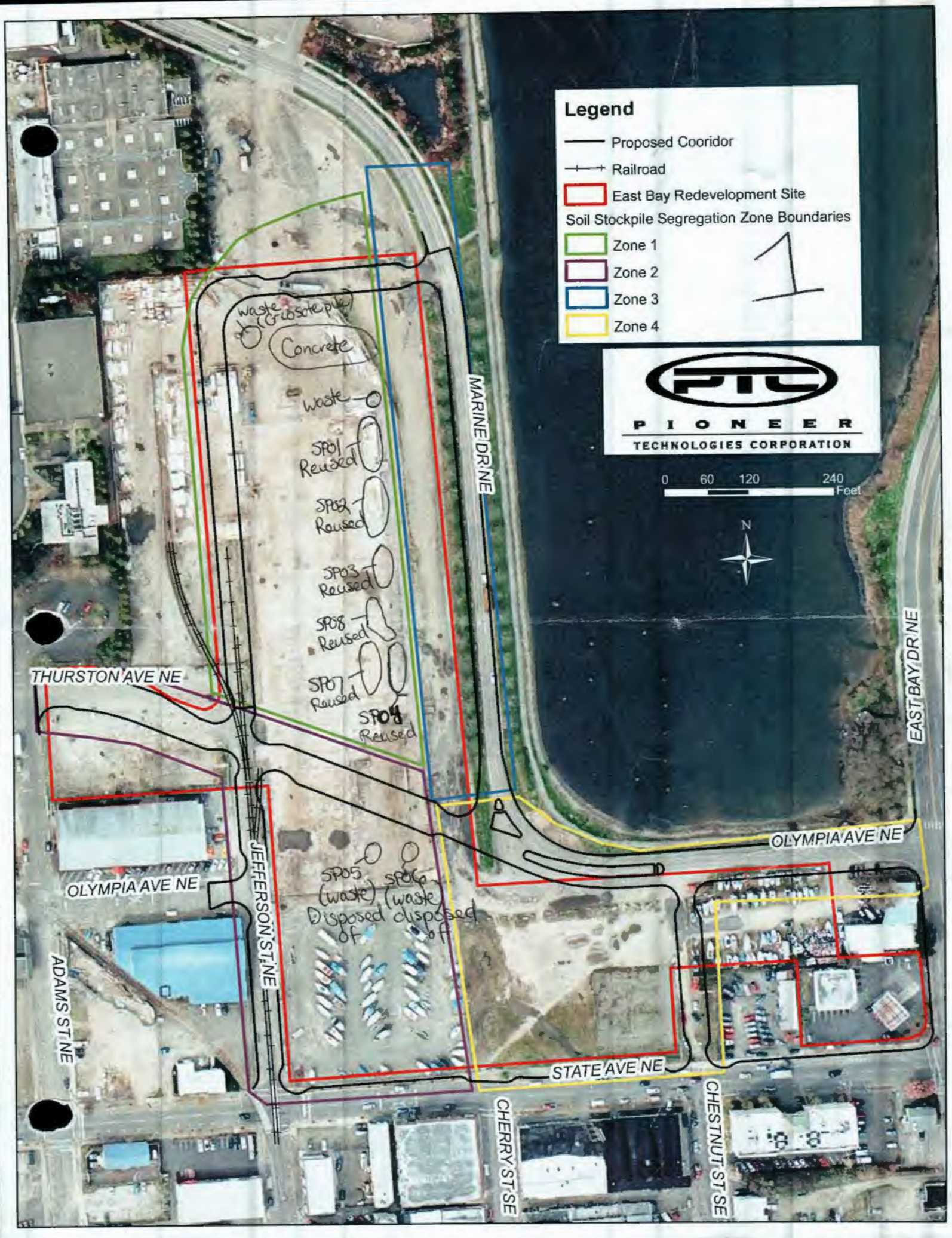
Legend
Proposed Cooridor
Railroad
East Bay Redevelopment Site
Soil Stockpile Segregation Zone Boundaries
Zone 1
Zone 2
Zone 3
Zone 4
PIONEER
TECHNOLOGIES CORPORATION
0 60 120 240
Feet
N
Waste (Creosote pile)
Concrete
Waste
SP01 Reused
SP02 Reused
SP03 Reused
SP08 Reused
SP07 Reused
SP04 Reused
SP05 (waste) Disposed of
SP06 (waste) disposed of
MARINE DR NE
EAST BAY DR NE
THURSTON AVE NE
OLYMPIA AVE NE
OLYMPIA AVE NE
JEFFERSON ST NE
ADAMS ST NE
STATE AVE NE
CHERRY ST SE
CHESTNUT ST SE

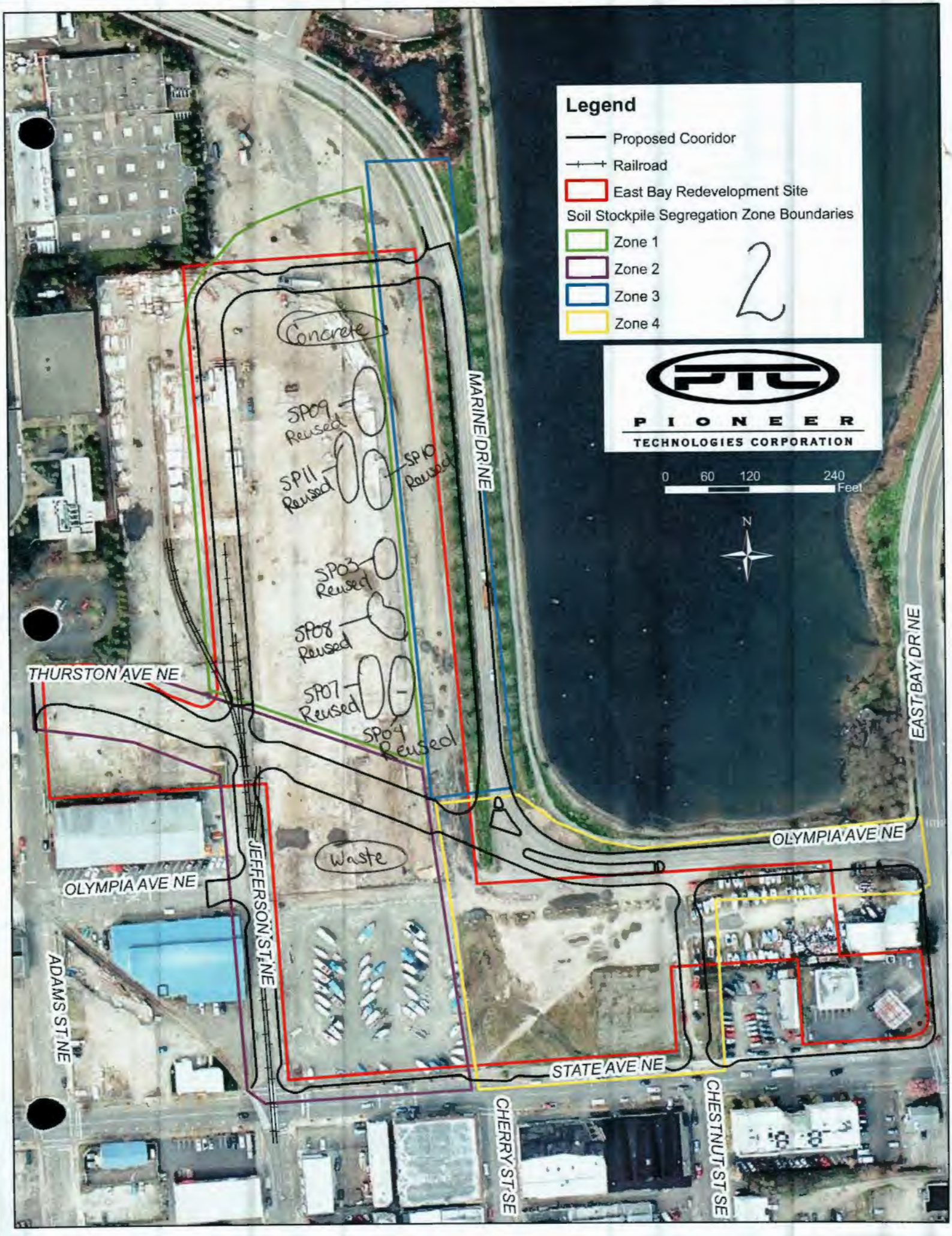
Legend
Proposed Cooridor
Railroad
East Bay Redevelopment Site
Soil Stockpile Segregation Zone Boundaries
Zone 1
Zone 2
Zone 3
Zone 4
2
PTC
PIONEER
TECHNOLOGIES CORPORATION
0 60 120 240
Feet
N
Concrete
SP09 Reused
SP11 Reused
SP10 Reused
SP03 Reused
SP08 Reused
SP07 Reused
SP04 Reused
Waste
MARINE DR NE
EAST BAY DR NE
THURSTON AVE NE
OLYMPIA AVE NE
OLYMPIA AVE NE
JEFFERSON ST NE
ADAMS ST NE
STATE AVE NE
CHERRY ST SE
CHESTNUT ST SE

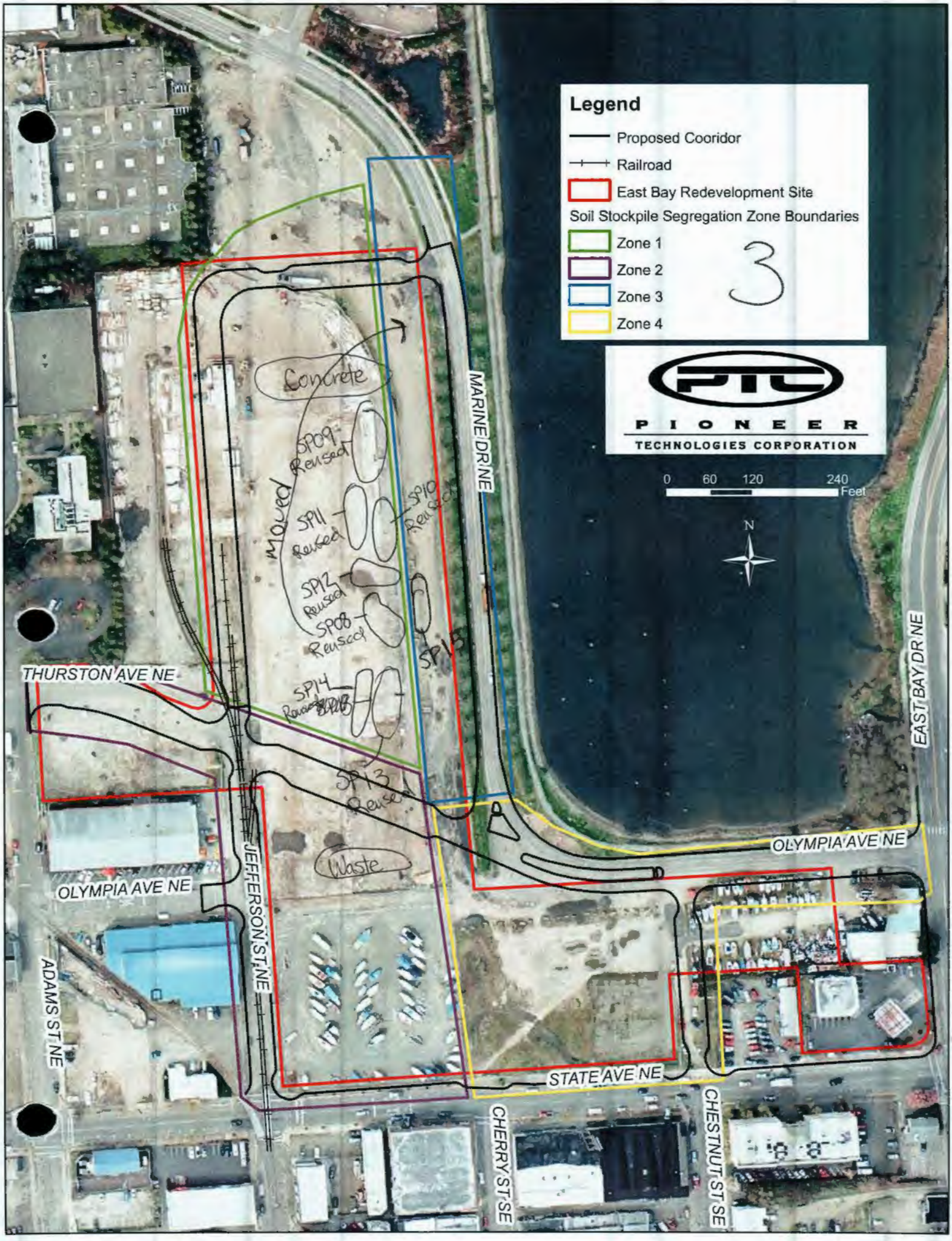
Legend
Proposed Cooridor
Railroad
East Bay Redevelopment Site
Soil Stockpile Segregation Zone Boundaries
Zone 1
Zone 2
Zone 3
Zone 4
3
PIONEER
TECHNOLOGIES CORPORATION
0 60 120 240
Feet
N
Concrete
SP09 Reused
Moved
SP11 Reused
SP10 Reused
SP12 Reused
SP08 Reused
SP15
SP14 Reused
SP13 Reuse
Waste
MARINE DR NE
EAST BAY DR NE
THURSTON AVE NE
OLYMPIA AVE NE
OLYMPIA AVE NE
JEFFERSON ST NE
ADAMS ST NE
STATE AVE NE
CHERRY ST SE
CHESTNUT ST SE

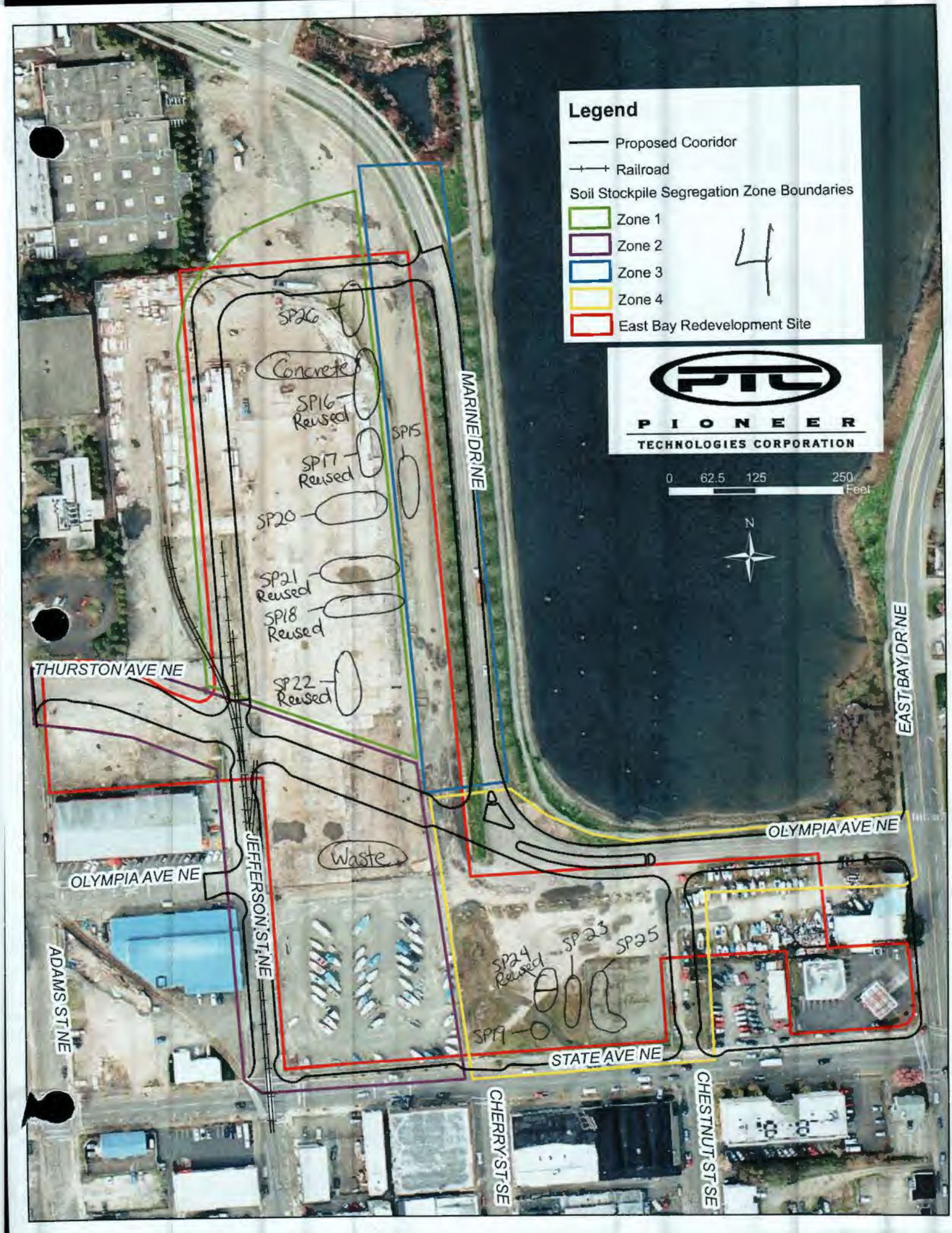
Legend
Proposed Cooridor
Railroad
Soil Stockpile Segregation Zone Boundaries
Zone 1
Zone 2
Zone 3
Zone 4
East Bay Redevelopment Site
4
PIONEER
TECHNOLOGIES CORPORATION
0 62.5 125 250
Feet
N
SP26
Concrete
SP16
Reused
SP15
SP17
Reused
SP20
SP21
Reused
SP18
Reused
SP22
Reused
Waste
SP24
Reused
SP23
SP25
SP19
MARINE DR NE
EAST BAY DR NE
THURSTON AVE NE
OLYMPIA AVE NE
OLYMPIA AVE NE
JEFFERSON ST NE
ADAMS ST NE
STATE AVE NE
CHERRY ST SE
CHESTNUT ST SE

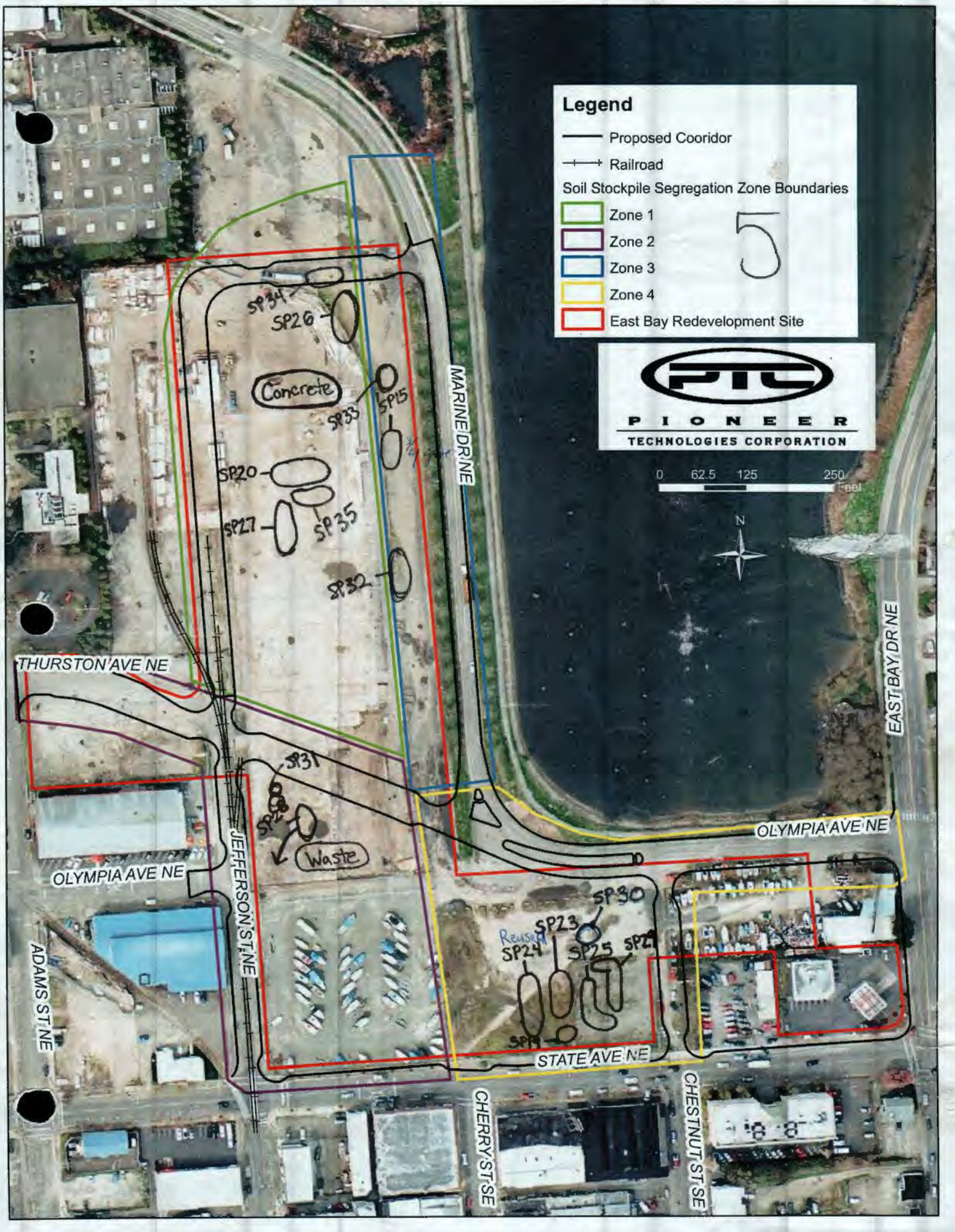
Legend
Proposed Cooridor
Railroad
Soil Stockpile Segregation Zone Boundaries
Zone 1
Zone 2
Zone 3
Zone 4
East Bay Redevelopment Site
5
PIONEER
TECHNOLOGIES CORPORATION
0 62.5 125 250
Feet
N
SP34
SP26
Concrete
SP33
SP15
SP20
SP27
SP35
SP32
SP31
SP22
Waste
SP30
SP23
Reused
SP24
SP25
SP29
SP19
MARINE DR NE
EAST BAY DR NE
THURSTON AVE NE
OLYMPIA AVE NE
OLYMPIA AVE NE
JEFFERSON ST NE
ADAMS ST NE
STATE AVE NE
CHERRY ST SE
CHESTNUT ST SE

APPENDIX D

PHOTOGRAPHIC LOG

PIONEER TECHNOLOGIES CORPORATION

PHOTOGRAPHIC LOG

Client Name:	Site Location:	Project
Port of Olympia	East Bay Redevelopment Site	Interim Action

Photo No.	Date:
1	06/16/09

Direction Photo Taken:

Southeast

Description:

Location: Near intersection of Olympia/Thurston Avenue and Jefferson Street.

Excavation of Olympia/Thurston Avenue to road grade.



Photo No.	Date:
2	06/16/09

Direction Photo Taken:

Northwest

Description:

Location: Near intersection of Marine Drive and Olympia/Thurston Avenue.

Excavation of Olympia/Thurston Avenue to road grade.



Photo No. 3	Date: 6/24/09
Direction Photo Taken: Northeast	
Description: Location: Zone 1, along eastern side of zone. Example of a stockpile designated for possible reuse that has been sampled, but not released for reuse.	



Photo No. 4	Date: 6/24/09
Direction Photo Taken: Northeast	
Description: Location: Zone 1, along eastern side of zone. Close-up of white stockpile sign shown in Photo No. 3.	



Photo No. 5	Date: 6/24/09
Direction Photo Taken: Northeast	
Description: Location: Zone 1, along eastern side of zone. Example of stockpile that has been released for reuse under pavement.	



Photo No. 6	Date: 06/24/09
Direction Photo Taken: Northeast	
Description: Location: Zone 1, along eastern side of zone. Close-up of green stockpile sign shown in Photo No. 5.	



Photo No. 7	Date: 6/24/09
Direction Photo Taken: Northeast	
Description: Location: Zone 1, along eastern side of zone. Example of a stockpile designated for disposal since soil was geotechnically unsuitable for reuse.	

Photo No. 8	Date: 6/24/09
Direction Photo Taken: Northeast	
Description: Location: Zone 1, along eastern side of zone. Close-up of green stockpile sign shown in Photo No. 7. Information on sign was not filled out because soil was not from Zone 4 and stockpile did not need to be sampled prior to disposal.	

Photo No. 9	Date: 7/17/09
Direction Photo Taken: Southeast	
Description: Location: Zone 2, south of Olympia/Thurston Avenue. Stockpile of geotechnically unsuitable soil designated for disposal. The stockpile is uncovered because soil from the stockpile was actively being loaded and hauled for disposal.	



Photo No. 10	Date: 7/17/09
Direction Photo Taken: West	
Description: Location: Zone 2, south of Olympia/Thurston Avenue. Close-up of geotechnically unsuitable soil in Photo No. 7.	



Photo No. 11	Date: 06/16/09

Direction Photo Taken:

East

Description:

Location: Zone 1, along eastern side of zone.

View of uncovered active face of stockpile while soil still being added to stockpile.



Photo No. 12	Date: 06/16/09

Direction Photo Taken:

Southeast

Description:

Location: Zone 1, along northern side of zone.

View of former concrete pad, soil stockpiles, and water treatment system in distance.



Photo No. 13	Date: 7/17/09

Direction Photo Taken:

North

Description:

Location: Zone 2, near intersection of Olympia/Thurston Avenue and Jefferson Street.

Example of trench boxes used during utility excavation.



Photo No. 14	Date: 7/17/09

Direction Photo Taken:

North

Description:

Location: Zone 2, near intersection of Olympia/Thurston Avenue and Jefferson Street.

Close-up of trench box in Photo No. 13 and loading of geotechnically unsuitable soil excavated from bottom of utility trench.



Photo No. 15	Date: 06/16/09
Direction Photo Taken: North	
Description: Location: Zone 2, south of Olympia/Thurston Avenue. Water truck wetting soil.	



Photo No. 16	Date: 02/18/10
Direction Photo Taken: Northeast	
Description: Location: Near intersection of Jefferson Street and Olympia Avenue. Example of perimeter fence and no trespassing sign.	



Photo No. 17	Date: 02/18/10

Direction Photo Taken:

Southeast

Description:

Location: Northern end of Zone 3.

View of traffic control device on Marine Drive.



Photo No. 18	Date: 02/18/10

Direction Photo Taken:

Southest

Description:

Location: Near middle of Zone 2.

Example of netting used to identify and protect monitoring wells.



Photo No. 19	Date: 02/18/10

Direction Photo Taken:

Southeast

Description:

Location: Near intersection of Olympia/Thurston Avenue and Jefferson Street.

View of Olympia/Thurston Avenue with sidewalks installed and awaiting road paving.



Photo No. 20	Date: 02/18/10

Direction Photo Taken:

South

Description:

Location: Near intersection of Olympia/Thurston Avenue and Jefferson Street.

View of Jefferson Street with sidewalks installed and awaiting road paving.



Photo No. 21	Date: 02/18/10

Direction Photo Taken:

North

Description:

Location: Near intersection of Olympia/Thurston Avenue and Jefferson Street.

View of Jefferson Street with sidewalks installed and awaiting road paving.



Photo No. 22	Date: 02/18/10

Direction Photo Taken:

East

Description:

Location: Near intersection of Olympia Avenue and Marine Drive.

View of Olympia Avenue with concrete installed and awaiting road paving.



Photo No. 23	Date: 9/21/09	
Direction Photo Taken: South (left) to West (center) to North (right)		
Description: Panorama of IA site activities		

APPENDIX E

ENGINEERING CONTROLS FIELD NOTES

PIONEER TECHNOLOGIES CORPORATION (PTC)
DAILY FIELD REPORT

Date: 6/15/09 Site Location: Port of Olympia - East Bay Site Arrival Time: 1130 Site Departure Time: 1430

WEATHER
TEMPERATURE
WIND

Clear Sun X	Overcast	Drizzle	Rain	Snow
To 32	32-50	50-70	70-85 X	85 Up
Calm	Med. X	Strong	Severe	

PEOPLE PRESENT ON-SITE

NAME	ASSOCIATION	TIME ON-SITE AND OFF-SITE
TROY BUSSEY	PTC	
KARA ROBERTS	↓	
JOANNE SWARSKI	PORT OF OLY	
KEVIN DRAYTON	↓	
PAUL K	SELF-EMPLOYED	

NOTES ON WORK COMPLETED

- PORT CALLED PTC TO SITE DURING SURFICIAL EXCAVATION OF OLYMPIA/THURSTON AVENUE (ZONE 2) DUE TO SMALL AMOUNT OF POTENTIALLY PETROLEUM IMPACTED MATERIAL IN SHALLOW SOIL THAT HAD BEEN ADDED TO STOCKPILE SP02
- BASED ON DISCUSSIONS WITH ON-SITE PERSONNEL, VISUAL/ODOR OBSERVATIONS IN EXCAVATION, AND VISUAL/ODOR OBSERVATIONS OF SP02, PORT & PIONEER DETERMINED IT WAS OF MINIMUS IMPACT ASSOCIATED WITH ASPHALT / ROAD MATERIAL.
- PORT DESIRED TO HAVE PIONEER PROVIDE CONTINUOUS EXCAVATION OVERSIGHT FOR SHORT-TERM TO ASSIST WITH ANY SOIL SEGREGATION THAT MAY BE NECESSARY
- COLLECTED SP02-ZONE 2-061509 SAMPLE @ 1400 FROM SP02 SINCE STOCKPILE WAS GENERATED - KARA TO GET TRUCK COUNTS
- KARA STAYED REST OF DAY TO PROVIDE EXCAVATION OVERSIGHT
- DIDN'T CONTACT STEVE TOEL SINCE HE IS OUT OF OFFICE THIS WEEK & DUE TO OF MINIMUS NATURE OF MATERIAL

SIGNATURE: Troy Bussey DATE: 6/15/09

PIONEER TECHNOLOGIES CORPORATION (PTC)
DAILY FIELD REPORT

Date: 7/17/09 Site Location: Port of Olympia-East Bay Site Arrival Time: 1350 Site Departure Time: ~~1515~~ 1515

WEATHER TEMPERATURE WIND

Clear Sun X	Overcast	Drizzle	Rain	Snow
To 32	32-50	50-70	70-85	85 Up X
Calm	Med. X	Strong	Severe	

PEOPLE PRESENT ON-SITE

NAME	ASSOCIATION	TIME ON-SITE AND OFF-SITE
Troy Bussey	PTC	See above
	SPC	
	PFK	
	GeoEngineers	
	City of Olympia	
	others	

NOTES ON WORK COMPLETED ALL ENGINEERING CONTROLS IN IAMP APPEAR TO BE IMPLEMENTED APPROPRIATELY AND FUNCTIONING AS DESIGNED

TALKED WITH PAUL K.

- STEVE TEEL HAD BEEN ON-SITE FOR 1 HOUR EARLIER IN DAY, BUT HAD NO COMMENTS
- SPC HAS HAD LOW PRODUCTION RATE DURING TRENCHING ~ 50 ft/Day
- SPC HAS BEEN HAULING SOIL TO LANDFILL ~~FR~~ FROM WED - FRI
  - PAUL DOESN'T HAVE SCALE TICKETS OR MANIFESTS YET (ALTHOUGH HE HAS REQUESTED THEM), BUT ESTIMATES ~ 40 TRUCK LOADS @ ~ 20 CY/load
  - I REQUESTED COPY OF SCALE TICKETS/MANIFESTS WHEN PAUL RECEIVES
  - ~ 800 CY TAKEN TO LF INCLUDES SOIL FROM SP05, SP06, and soil removed from utility excavations which is geotechnically unsuitable for any use
  - SPC has been relying more on sump pump in trench than dewatering wells

I INSPECTED STOCKPILE OF SOIL THAT IS GEOTECHNICALLY UNSUITABLE → AND CAME FROM UTILITY EXCAVATION ~~[illegible]~~ WOOD AND OTHER UNSUITABLE CONTENT IS CONSISTENT WITH WHAT WAS OBSERVED IN BORING LOGS

I INSPECTED UTILITY EXCAVATION NEAR CORNER OF OLY/THURSTON & JEFFERSON → GROUNDWATER LEVEL IS CONSISTENT WITH WHAT WAS OBSERVED IN BORING LOGS

I INSPECTED UTILITY VAULT EXCAVATION NEAR INTERSECTION OF JEFFERSON AND STATE WHERE PAUL THOUGHT HE MIGHT HAVE SEEN SHEEN IN GROUNDWATER SEEP
↳ THERE WAS NO VISUAL OR OLFACTORY EVIDENCE OF IMPACTED SOIL IN THIS EXCAVATION; THE POSSIBLE WATER SHEEN WAS VERY SLIGHT (IF EVEN PRESENT) AND SMALL → SIGNIFICANTLY LESS THAN ONE MIGHT SEE IN A PARKING LOT W/ STORMWATER

STOCKPILES:

PILE STILL BEING GENERATED FROM ZONE 4 → APPEARS IT MAY BE > 500 CY



SP01 & SP02 mostly gave treased on-site

05/06 ← WHAT IS LEFT OF SP05, SP06 and geotech unsuitable soil from utility excavations ← N

PILE STILL BEING GENERATED FROM ZONE 2 ← 2 piles of imported sand down south

SMALL PILE OF WOOD DEBRIS FOR DISPOSAL

TOOK FOLLOWING PHOTOS:
- 2 OF SP05/SP06/GEOTECH UNSUITABLE SOIL PILE
- 2 OF UTILITY VAULT EXCAVATION
- 3 OF UTILITY EX ALONG JEFFERSON W/ TRENCH BOX
- PANORAMA OF SITE (3 photos)
- STOCKPILE SP04 (1 photo)

SIGNATURE: [signature] DATE: 7/17/09

SMALL PILE OF SOIL FOR DISPOSAL

PIONEER TECHNOLOGIES CORPORATION (PTC)
DAILY FIELD REPORT

Date: 7/27/09 Site Location: Port of Oly - East Bay Site Arrival Time: 1340 Site Departure Time: 1430

WEATHER
TEMPERATURE
WIND

Clear Sun X	Overcast	Drizzle	Rain	Snow
To 32	32-50	50-70	70-85	85 Up X
Calm	Med. X	Strong	Severe	

PEOPLE PRESENT ON-SITE

NAME	ASSOCIATION	TIME ON-SITE AND OFF-SITE
Troy Bussey	PTC	See above
many others		

NOTES ON WORK COMPLETED

Check on Engineering Control implementation
WALKED AROUND SITE TO INSPECT EC implementation
↳ SPC primarily doing subsurface utilities on southern end of Jefferson and northern end of Jefferson
↳ concrete crusher is in place, but not operating pending air permit

★ SPC site control measures ~~have~~ (e.g., perimeter fence, traffic & pedestrian control) have been in place since first day and are functioning as designed

★ SPC is using ~~a~~ shoring on deep excavations to minimize excavation widths as intended

★ SPC is using water trucks to wet soil for dust control and has been doing that since 1st week

★ SPC is segregating soil appropriately based on excavation ~~&~~ zone and geotechnical end use

★ SPC is storing soil on impervious surface and is covering stockpiles daily
↳ stockpile tracking system is operating as intended
↳ SPC is only uncovering the working face of a given stockpile

★ SPC is reusing / disposing of soil stockpiles appropriately and as intended

★ No gross contamination was observed

∴ All ECs appear to be functioning as designed and intended

Checked on MWs +
↳ placed ~~protection~~ warning cones over couple of MWs as necessary
↳ All interior MWs have warning cones.
↳ MWs appear to be in similar condition to last check in early July with exception of MW14 which is covered by part of sand bedding stockpile

SIGNATURE: [signature] DATE: 7/27/09

PIONEER TECHNOLOGIES CORPORATION (PTC)
DAILY FIELD REPORT

Date: 8/~~26~~/09 (27) Site Location: PORT OF OLY - EAST BAY Site Arrival Time: 1230 Site Departure Time: 1820

WEATHER
TEMPERATURE
WIND

Clear/Sun X	Overcast	Drizzle	Rain	Snow
To 32	32-50	50-70	70-85 X	85 Up
Calm	X Med.	Strong	Severe	

PEOPLE PRESENT ON-SITE

NAME	ASSOCIATION	TIME ON-SITE AND OFF-SITE
TROY BUSEY	PTC	See above
MANY OTHERS		

NOTES ON WORK COMPLETED

ON-SITE FOR WEEKLY MEETING & TO CHECK ON ENGINEERING CONTROL IMPLEMENTATION
↳ WALKED AROUND SITE TO CHECK ON ECS:

- ☆ FENCE & TRAFFIC CONTROL WORKING AS INTENDED
- ☆ SPC IS USING WATER TRUCK FOR DUST CONTROL
- ☆ SPC IS SEGREGATING SOIL APPROPRIATELY BASED ON CONTAMINATION ZONE & GEOTEXTILE USE
- ☆ SPC IS STORING SOIL ON IMPERVIOUS SURFACE AND IS COVERING STOCKPILES APPROPRIATELY
- ☆ SPC IS REUSING/DISPOSING OF SOIL APPROPIATELY
- ☆ NO GROSS CONTAMINATION WAS OBSERVED
- ☆ NO DEEP UTILITIES TODAY TO OBSERVE DURING EXC

COLLECTED SAMPLES FROM SP17 - SP19 → SEE OTHER FORMS

OBSERVED NEW PLASTIC LINER SPC USING FOR STORING SOIL STOCKPILES

SIGNATURE: Troy Busey DATE: 8/27/09

PIONEER TECHNOLOGIES CORPORATION (PTC)
DAILY FIELD REPORT

Date: 9/9/09 Site Location: Port East Bay Site Arrival Time: 1030 Site Departure Time: 1215

WEATHER
TEMPERATURE
WIND

Clear Sun	X Overcast	Drizzle	Rain	Snow
To 32	32-50	50-70	70-85	85 Up
Calm	X Med.	Strong	Severe	

PEOPLE PRESENT ON-SITE

NAME	ASSOCIATION	TIME ON-SITE AND OFF-SITE
Troy Bussey	PTC	See above
Kara Roberts	↓	↓
many others		

NOTES ON WORK COMPLETED

- DID RECONAISSANCE OF ALL MONITORING WELLS (MWS)
- ADDED CONES TO HANDFUL OF MWS MISSING CONES (i.e., MW21S, MW18, MW01)
- REMOVED SMALL PILES OF IMPORT MATERIAL FROM TOP OF MW21S, MW23S, MW14, MW09 WITH PAUL
- TRIED TO FIND MW17 → LOCATION COVERED WITH HUGE PUDDLE OF WATER SINCE SURVEYED LOCATION IS IN VERY LOW SPOT
  - ↳ KARA EXPLAINED THAT SHE WAS ON-SITE WITH SKILLINGS SURVEYOR AT TIME HE SURVEYED COORDINATES THERE WAS VERY LITTLE WATER AT THAT TIME AND SHE INDICATED THAT YOU COULD NOT ~~SEE~~ SEE MW
- USE MW02R AS ~~REPLACE~~ PSEUDO REPLACEMENT UPGRADIENT MW FOR MW17 (WHICH IS ON THE UPGRADIENT SIDE OF PARCEL 8)
- SUMMARY OF MW STATUS
  - MW12 BURIED BY SOIL GRADING FOR SIDEWALK (HIGH PRIORITY)
  - MW01 AND MW08 NEED NEW COVER PLATES "
  - NEED MW02R INSTALLED "
  - LOW PRIORITY ITEMS
    - ↳ SURFACE SEAL REPAIRS FOR MW01, MW03, MW07, MW20
    - ↳ MW07 is out of alignment → TOP of PVC reference elevation is likely different
- MARKED REPLACEMENT LOCATIONS FOR MW02R AS WELL AS POSSIBLE REPLACEMENT LOCATIONS FOR MW07 & MW12

SIGNATURE: [signature] DATE: 9/9/09

PIONEER TECHNOLOGIES CORPORATION (PTC)
DAILY FIELD REPORT

Date: 9/15/09 Site Location: Port of Oak ~~East~~ Bay Site Arrival Time: 0940 Site Departure Time: 1115

WEATHER
TEMPERATURE
WIND

Clear Sun	X Overcast	Drizzle	Rain	Snow
To 32	32-50	50-70 X	70-85	85 Up
Calm	X Med.	Strong	Severe	

PEOPLE PRESENT ON-SITE

NAME	ASSOCIATION	TIME ON-SITE AND OFF-SITE
Tom Bossey	PTC	See asno
Karen Roberts	↓	most of day
many others		

NOTES ON WORK COMPLETED

DIP ENGINEERING CONTROL CHECKS WHILE MW02R BEING INSTALLED

- STOCKPILES BEING SEGREGATED APPROPRIATELY, PLACED ON IMPERVIOUS SURFACE, SIGNED, AND COVERED APPROPRIATELY
- SPL USING TRENCH BOXES IN DEEP EXCAVATION
- SPL REUSING MATERIAL APPROPRIATELY
- FENCING & TRAFFIC/PEDESTRIAN SITE CONTROL WORKING AS DESIGNED
- MONITORING WELLS BEING PROTECTED
- NO CROSS CONTAMINATION OBSERVED
- SPL USING WATER TRUCK FOR DUST CONTROL

SIGNATURE: [signature] DATE: 9/15/09

PIONEER TECHNOLOGIES CORPORATION (PTC)
DAILY FIELD REPORT

Date: 10/29/09 Site Location: Port of Oly East Bay Site Arrival Time: 0935 Site Departure Time: 1140

WEATHER
TEMPERATURE
WIND

Clear Sun	Overcast	Drizzle	Rain X	Snow
16 32	32-50 X	50-70	70-85	85 Up
Calm	Med. X	Strong	Severe	

PEOPLE PRESENT ON-SITE

NAME	ASSOCIATION	TIME ON-SITE AND OFF-SITE
Troy Bussey	PTC	SEE ABOVE
Various Port & SPC Reps	and Subs	

NOTES ON WORK COMPLETED

Doing periodic status check on engineering controls

- SPC perimeter fence, traffic control, and pedistrian control working as designed
- Soil segregation - observed Paul ensuring that soil segregation occurring as designed
- Soil reuse/disposal - observed Paul ensuring red & green piles being used as intended
- Stockpile covering/impervious surface - working as intended
  - ↳ reiterated in weekly meeting that increased diligence needed to keep piles covered as weather deteriorates
  - ↳ Kevin communicated in recent email
- Stockpile tracking/signage - work as intended
- Dust control - SPC has at least 2 water trucks on-site, but dust control not necessary given weather conditions
- Gross contamination - none observed; minimal excavation occurring at this time
- MWs - are marked/covered
  - SPC hasn't put netting over all MWs as recommended in Kevin's email from last week
  - Accessing and/or finding some MWs in the winter may be difficult given current site conditions
- SPC was using trench box in the one open deep excavation along Jefferson

SIGNATURE: [signature] DATE: 10/29/09

APPENDIX F

AIRBORNE DUST MEASUREMENTS

8 June, 2009

PDM-3 SN5427
User ID:
Tag Number:
Number of logged points: 234
Start time and date: 07:07:15 8-Jun
Elapsed time: 03:54:00
Logging period (sec): 60
Calibration Factor (%):
Max Display Concentration:
Time at maximum:
Max STEL Concentration:
Time at max STEL:
Overall Avg Conc: 0.085 mg/m³

Point	Date	Time	Average Conc. (mg/m³)	Point	Date	Time	Average Conc. (mg/m³)	Point	Date	Time	Average Conc. (mg/m³)
1	8-Jun	7:08:15	0.0	49	8-Jun	7:56:15	0.0	97	8-Jun	8:44:15	0.0
2	8-Jun	7:09:15	0.0	50	8-Jun	7:57:15	0.0	98	8-Jun	8:45:15	0.0
3	8-Jun	7:10:15	0.0	51	8-Jun	7:58:15	0.0	99	8-Jun	8:46:15	0.0
4	8-Jun	7:11:15	0.0	52	8-Jun	7:59:15	0.0	100	8-Jun	8:47:15	0.0
5	8-Jun	7:12:15	0.0	53	8-Jun	8:00:15	0.0	101	8-Jun	8:48:15	0.0
6	8-Jun	7:13:15	0.0	54	8-Jun	8:01:15	0.0	102	8-Jun	8:49:15	0.0
7	8-Jun	7:14:15	0.0	55	8-Jun	8:02:15	0.0	103	8-Jun	8:50:15	0.0
8	8-Jun	7:15:15	0.0	56	8-Jun	8:03:15	0.0	104	8-Jun	8:51:15	0.0
9	8-Jun	7:16:15	0.0	57	8-Jun	8:04:15	0.0	105	8-Jun	8:52:15	0.0
10	8-Jun	7:17:15	17.5	58	8-Jun	8:05:15	0.0	106	8-Jun	8:53:15	0.0
11	8-Jun	7:18:15	0.0	59	8-Jun	8:06:15	0.0	107	8-Jun	8:54:15	0.0
12	8-Jun	7:19:15	0.0	60	8-Jun	8:07:15	0.0	108	8-Jun	8:55:15	0.0
13	8-Jun	7:20:15	0.0	61	8-Jun	8:08:15	0.0	109	8-Jun	8:56:15	0.0
14	8-Jun	7:21:15	0.0	62	8-Jun	8:09:15	0.0	110	8-Jun	8:57:15	0.0
15	8-Jun	7:22:15	0.0	63	8-Jun	8:10:15	0.0	111	8-Jun	8:58:15	2.5
16	8-Jun	7:23:15	0.0	64	8-Jun	8:11:15	0.0	112	8-Jun	8:59:15	0.0
17	8-Jun	7:24:15	0.0	65	8-Jun	8:12:15	0.0	113	8-Jun	9:00:15	0.0
18	8-Jun	7:25:15	0.0	66	8-Jun	8:13:15	0.0	114	8-Jun	9:01:15	0.0
19	8-Jun	7:26:15	0.0	67	8-Jun	8:14:15	0.0	115	8-Jun	9:02:15	0.0
20	8-Jun	7:27:15	0.0	68	8-Jun	8:15:15	0.0	116	8-Jun	9:03:15	0.0
21	8-Jun	7:28:15	0.0	69	8-Jun	8:16:15	0.0	117	8-Jun	9:04:15	0.0
22	8-Jun	7:29:15	0.0	70	8-Jun	8:17:15	0.0	118	8-Jun	9:05:15	0.0
23	8-Jun	7:30:15	0.0	71	8-Jun	8:18:15	0.0	119	8-Jun	9:06:15	0.0
24	8-Jun	7:31:15	0.0	72	8-Jun	8:19:15	0.0	120	8-Jun	9:07:15	0.0
25	8-Jun	7:32:15	0.0	73	8-Jun	8:20:15	0.0	121	8-Jun	9:08:15	0.0
26	8-Jun	7:33:15	0.0	74	8-Jun	8:21:15	0.0	122	8-Jun	9:09:15	0.0
27	8-Jun	7:34:15	0.0	75	8-Jun	8:22:15	0.0	123	8-Jun	9:10:15	0.0
28	8-Jun	7:35:15	0.0	76	8-Jun	8:23:15	0.0	124	8-Jun	9:11:15	0.0
29	8-Jun	7:36:15	0.0	77	8-Jun	8:24:15	0.0	125	8-Jun	9:12:15	0.0
30	8-Jun	7:37:15	0.0	78	8-Jun	8:25:15	0.0	126	8-Jun	9:13:15	0.0
31	8-Jun	7:38:15	0.0	79	8-Jun	8:26:15	0.0	127	8-Jun	9:14:15	0.0
32	8-Jun	7:39:15	0.0	80	8-Jun	8:27:15	0.0	128	8-Jun	9:15:15	0.0
33	8-Jun	7:40:15	0.0	81	8-Jun	8:28:15	0.0	129	8-Jun	9:16:15	0.0
34	8-Jun	7:41:15	0.0	82	8-Jun	8:29:15	0.0	130	8-Jun	9:17:15	0.0
35	8-Jun	7:42:15	0.0	83	8-Jun	8:30:15	0.0	131	8-Jun	9:18:15	0.0
36	8-Jun	7:43:15	0.0	84	8-Jun	8:31:15	0.0	132	8-Jun	9:19:15	0.0
37	8-Jun	7:44:15	0.0	85	8-Jun	8:32:15	0.0	133	8-Jun	9:20:15	0.0
38	8-Jun	7:45:15	0.0	86	8-Jun	8:33:15	0.0	134	8-Jun	9:21:15	0.0
39	8-Jun	7:46:15	0.0	87	8-Jun	8:34:15	0.0	135	8-Jun	9:22:15	0.0
40	8-Jun	7:47:15	0.0	88	8-Jun	8:35:15	0.0	136	8-Jun	9:23:15	0.0
41	8-Jun	7:48:15	0.0	89	8-Jun	8:36:15	0.0	137	8-Jun	9:24:15	0.0
42	8-Jun	7:49:15	0.0	90	8-Jun	8:37:15	0.0	138	8-Jun	9:25:15	0.0
43	8-Jun	7:50:15	0.0	91	8-Jun	8:38:15	0.0	139	8-Jun	9:26:15	0.0
44	8-Jun	7:51:15	0.0	92	8-Jun	8:39:15	0.0	140	8-Jun	9:27:15	0.0
45	8-Jun	7:52:15	0.0	93	8-Jun	8:40:15	0.0	141	8-Jun	9:28:15	0.0
46	8-Jun	7:53:15	0.0	94	8-Jun	8:41:15	0.0	142	8-Jun	9:29:15	0.0
47	8-Jun	7:54:15	0.0	95	8-Jun	8:42:15	0.0	143	8-Jun	9:30:15	0.0
48	8-Jun	7:55:15	0.0	96	8-Jun	8:43:15	0.0	144	8-Jun	9:31:15	0.0

Point	Date	Time	Average Conc. (mg/m³)
145	8-Jun	9:32:15	0.0
146	8-Jun	9:33:15	0.0
147	8-Jun	9:34:15	0.0
148	8-Jun	9:35:15	0.0
149	8-Jun	9:36:15	0.0
150	8-Jun	9:37:15	0.0
151	8-Jun	9:38:15	0.0
152	8-Jun	9:39:15	0.0
153	8-Jun	9:40:15	0.0
154	8-Jun	9:41:15	0.0
155	8-Jun	9:42:15	0.0
156	8-Jun	9:43:15	0.0
157	8-Jun	9:44:15	0.0
158	8-Jun	9:45:15	0.0
159	8-Jun	9:46:15	0.0
160	8-Jun	9:47:15	0.0
161	8-Jun	9:48:15	0.0
162	8-Jun	9:49:15	0.0
163	8-Jun	9:50:15	0.0
164	8-Jun	9:51:15	0.0
165	8-Jun	9:52:15	0.0
166	8-Jun	9:53:15	0.0
167	8-Jun	9:54:15	0.0
168	8-Jun	9:55:15	0.0
169	8-Jun	9:56:15	0.0
170	8-Jun	9:57:15	0.0
171	8-Jun	9:58:15	0.0
172	8-Jun	9:59:15	0.0
173	8-Jun	10:00:15	0.0
174	8-Jun	10:01:15	0.0
175	8-Jun	10:02:15	0.0
176	8-Jun	10:03:15	0.0
177	8-Jun	10:04:15	0.0
178	8-Jun	10:05:15	0.0
179	8-Jun	10:06:15	0.0
180	8-Jun	10:07:15	0.0
181	8-Jun	10:08:15	0.0
182	8-Jun	10:09:15	0.0
183	8-Jun	10:10:15	0.0
184	8-Jun	10:11:15	0.0
185	8-Jun	10:12:15	0.0
186	8-Jun	10:13:15	0.0
187	8-Jun	10:14:15	0.0
188	8-Jun	10:15:15	0.0
189	8-Jun	10:16:15	0.0
190	8-Jun	10:17:15	0.0
191	8-Jun	10:18:15	0.0
192	8-Jun	10:19:15	0.0
193	8-Jun	10:20:15	0.0
194	8-Jun	10:21:15	0.0
195	8-Jun	10:22:15	0.0
196	8-Jun	10:23:15	0.0
197	8-Jun	10:24:15	0.0
198	8-Jun	10:25:15	0.0
199	8-Jun	10:26:15	0.0
200	8-Jun	10:27:15	0.0
201	8-Jun	10:28:15	0.0
202	8-Jun	10:29:15	0.0
203	8-Jun	10:30:15	0.0
204	8-Jun	10:31:15	0.0
205	8-Jun	10:32:15	0.0
206	8-Jun	10:33:15	0.0
207	8-Jun	10:34:15	0.0
208	8-Jun	10:35:15	0.0
209	8-Jun	10:36:15	0.0
210	8-Jun	10:37:15	0.0
211	8-Jun	10:38:15	0.0
212	8-Jun	10:39:15	0.0
213	8-Jun	10:40:15	0.0
214	8-Jun	10:41:15	0.0
215	8-Jun	10:42:15	0.0
216	8-Jun	10:43:15	0.0
217	8-Jun	10:44:15	0.0
218	8-Jun	10:45:15	0.0
219	8-Jun	10:46:15	0.0
220	8-Jun	10:47:15	0.0
221	8-Jun	10:48:15	0.0
222	8-Jun	10:49:15	0.0
223	8-Jun	10:50:15	0.0
224	8-Jun	10:51:15	0.0
225	8-Jun	10:52:15	0.0
226	8-Jun	10:53:15	0.0
227	8-Jun	10:54:15	0.0
228	8-Jun	10:55:15	0.0
229	8-Jun	10:56:15	0.0
230	8-Jun	10:57:15	0.0
231	8-Jun	10:58:15	0.0
232	8-Jun	10:59:15	0.0
233	8-Jun	11:00:15	0.0
234	8-Jun	11:01:15	0.0

9 June, 2009

PDM-3 SN5427
User ID:
Tag Number:
Number of logged points: 659
Start time and date: 07:02:40 9-Jun
Elapsed time: 10:59:00
Logging period (sec): 60
Calibration Factor (%):
Max Display Concentration:
Time at maximum:
Max STEL Concentration:
Time at max STEL:
Overall Avg Conc: 0.0 mg/m³

Point	Date	Time	Average Conc. (mg/m³)	Point	Date	Time	Average Conc. (mg/m³)	Point	Date	Time	Average Conc. (mg/m³)
1	9-Jun	7:03:40	0.0	50	9-Jun	7:52:40	0.0	99	9-Jun	8:41:40	0.0
2	9-Jun	7:04:40	0.0	51	9-Jun	7:53:40	0.0	100	9-Jun	8:42:40	0.0
3	9-Jun	7:05:40	0.0	52	9-Jun	7:54:40	0.0	101	9-Jun	8:43:40	0.0
4	9-Jun	7:06:40	0.0	53	9-Jun	7:55:40	0.0	102	9-Jun	8:44:40	0.0
5	9-Jun	7:07:40	0.0	54	9-Jun	7:56:40	0.0	103	9-Jun	8:45:40	0.0
6	9-Jun	7:08:40	0.0	55	9-Jun	7:57:40	0.0	104	9-Jun	8:46:40	0.0
7	9-Jun	7:09:40	0.0	56	9-Jun	7:58:40	0.0	105	9-Jun	8:47:40	0.0
8	9-Jun	7:10:40	0.0	57	9-Jun	7:59:40	0.0	106	9-Jun	8:48:40	0.0
9	9-Jun	7:11:40	0.0	58	9-Jun	8:00:40	0.0	107	9-Jun	8:49:40	0.0
10	9-Jun	7:12:40	0.0	59	9-Jun	8:01:40	0.0	108	9-Jun	8:50:40	0.0
11	9-Jun	7:13:40	0.0	60	9-Jun	8:02:40	0.0	109	9-Jun	8:51:40	0.0
12	9-Jun	7:14:40	0.0	61	9-Jun	8:03:40	0.0	110	9-Jun	8:52:40	0.0
13	9-Jun	7:15:40	0.0	62	9-Jun	8:04:40	0.0	111	9-Jun	8:53:40	0.0
14	9-Jun	7:16:40	0.0	63	9-Jun	8:05:40	0.0	112	9-Jun	8:54:40	0.0
15	9-Jun	7:17:40	0.0	64	9-Jun	8:06:40	0.0	113	9-Jun	8:55:40	0.0
16	9-Jun	7:18:40	0.0	65	9-Jun	8:07:40	0.0	114	9-Jun	8:56:40	0.0
17	9-Jun	7:19:40	0.0	66	9-Jun	8:08:40	0.0	115	9-Jun	8:57:40	0.0
18	9-Jun	7:20:40	0.0	67	9-Jun	8:09:40	0.0	116	9-Jun	8:58:40	0.0
19	9-Jun	7:21:40	0.0	68	9-Jun	8:10:40	0.0	117	9-Jun	8:59:40	0.0
20	9-Jun	7:22:40	0.0	69	9-Jun	8:11:40	0.0	118	9-Jun	9:00:40	0.0
21	9-Jun	7:23:40	0.0	70	9-Jun	8:12:40	0.0	119	9-Jun	9:01:40	0.0
22	9-Jun	7:24:40	0.0	71	9-Jun	8:13:40	0.0	120	9-Jun	9:02:40	0.0
23	9-Jun	7:25:40	0.0	72	9-Jun	8:14:40	0.0	121	9-Jun	9:03:40	0.0
24	9-Jun	7:26:40	0.0	73	9-Jun	8:15:40	0.0	122	9-Jun	9:04:40	0.0
25	9-Jun	7:27:40	0.0	74	9-Jun	8:16:40	0.0	123	9-Jun	9:05:40	0.0
26	9-Jun	7:28:40	0.0	75	9-Jun	8:17:40	0.0	124	9-Jun	9:06:40	0.0
27	9-Jun	7:29:40	0.0	76	9-Jun	8:18:40	0.0	125	9-Jun	9:07:40	0.0
28	9-Jun	7:30:40	0.0	77	9-Jun	8:19:40	0.0	126	9-Jun	9:08:40	0.0
29	9-Jun	7:31:40	0.0	78	9-Jun	8:20:40	0.0	127	9-Jun	9:09:40	0.0
30	9-Jun	7:32:40	0.0	79	9-Jun	8:21:40	0.0	128	9-Jun	9:10:40	0.0
31	9-Jun	7:33:40	0.0	80	9-Jun	8:22:40	0.0	129	9-Jun	9:11:40	0.0
32	9-Jun	7:34:40	0.0	81	9-Jun	8:23:40	0.0	130	9-Jun	9:12:40	0.0
33	9-Jun	7:35:40	0.0	82	9-Jun	8:24:40	0.0	131	9-Jun	9:13:40	0.0
34	9-Jun	7:36:40	0.0	83	9-Jun	8:25:40	0.0	132	9-Jun	9:14:40	0.0
35	9-Jun	7:37:40	0.0	84	9-Jun	8:26:40	0.0	133	9-Jun	9:15:40	0.0
36	9-Jun	7:38:40	0.0	85	9-Jun	8:27:40	0.0	134	9-Jun	9:16:40	0.0
37	9-Jun	7:39:40	0.0	86	9-Jun	8:28:40	0.0	135	9-Jun	9:17:40	0.0
38	9-Jun	7:40:40	0.0	87	9-Jun	8:29:40	0.0	136	9-Jun	9:18:40	0.0
39	9-Jun	7:41:40	0.0	88	9-Jun	8:30:40	0.0	137	9-Jun	9:19:40	0.0
40	9-Jun	7:42:40	0.0	89	9-Jun	8:31:40	0.0	138	9-Jun	9:20:40	0.0
41	9-Jun	7:43:40	0.0	90	9-Jun	8:32:40	0.0	139	9-Jun	9:21:40	0.0
42	9-Jun	7:44:40	0.0	91	9-Jun	8:33:40	0.0	140	9-Jun	9:22:40	0.0
43	9-Jun	7:45:40	0.0	92	9-Jun	8:34:40	0.0	141	9-Jun	9:23:40	0.0
44	9-Jun	7:46:40	0.0	93	9-Jun	8:35:40	0.0	142	9-Jun	9:24:40	0.0
45	9-Jun	7:47:40	0.0	94	9-Jun	8:36:40	0.0	143	9-Jun	9:25:40	0.0
46	9-Jun	7:48:40	0.0	95	9-Jun	8:37:40	0.0	144	9-Jun	9:26:40	0.0
47	9-Jun	7:49:40	0.0	96	9-Jun	8:38:40	0.0	145	9-Jun	9:27:40	0.0
48	9-Jun	7:50:40	0.0	97	9-Jun	8:39:40	0.0	146	9-Jun	9:28:40	0.0
49	9-Jun	7:51:40	0.0	98	9-Jun	8:40:40	0.0	147	9-Jun	9:29:40	0.0

Point	Date	Time	Average Conc. (mg/m³)	Point	Date	Time	Average Conc. (mg/m³)	Point	Date	Time	Average Conc. (mg/m³)
148	9-Jun	9:30:40	0.0	213	9-Jun	10:35:40	0.0	278	9-Jun	11:40:40	0.0
149	9-Jun	9:31:40	0.0	214	9-Jun	10:36:40	0.0	279	9-Jun	11:41:40	0.0
150	9-Jun	9:32:40	0.0	215	9-Jun	10:37:40	0.0	280	9-Jun	11:42:40	0.0
151	9-Jun	9:33:40	0.0	216	9-Jun	10:38:40	0.0	281	9-Jun	11:43:40	0.0
152	9-Jun	9:34:40	0.0	217	9-Jun	10:39:40	0.0	282	9-Jun	11:44:40	0.0
153	9-Jun	9:35:40	0.0	218	9-Jun	10:40:40	0.0	283	9-Jun	11:45:40	0.0
154	9-Jun	9:36:40	0.0	219	9-Jun	10:41:40	0.0	284	9-Jun	11:46:40	0.0
155	9-Jun	9:37:40	0.0	220	9-Jun	10:42:40	0.0	285	9-Jun	11:47:40	0.0
156	9-Jun	9:38:40	0.0	221	9-Jun	10:43:40	0.0	286	9-Jun	11:48:40	0.0
157	9-Jun	9:39:40	0.0	222	9-Jun	10:44:40	0.0	287	9-Jun	11:49:40	0.0
158	9-Jun	9:40:40	0.0	223	9-Jun	10:45:40	0.0	288	9-Jun	11:50:40	0.0
159	9-Jun	9:41:40	0.0	224	9-Jun	10:46:40	0.0	289	9-Jun	11:51:40	0.0
160	9-Jun	9:42:40	0.0	225	9-Jun	10:47:40	0.0	290	9-Jun	11:52:40	0.0
161	9-Jun	9:43:40	0.0	226	9-Jun	10:48:40	0.0	291	9-Jun	11:53:40	0.0
162	9-Jun	9:44:40	0.0	227	9-Jun	10:49:40	0.0	292	9-Jun	11:54:40	0.0
163	9-Jun	9:45:40	0.0	228	9-Jun	10:50:40	0.0	293	9-Jun	11:55:40	0.0
164	9-Jun	9:46:40	0.0	229	9-Jun	10:51:40	0.0	294	9-Jun	11:56:40	0.0
165	9-Jun	9:47:40	0.0	230	9-Jun	10:52:40	0.0	295	9-Jun	11:57:40	0.0
166	9-Jun	9:48:40	0.0	231	9-Jun	10:53:40	0.0	296	9-Jun	11:58:40	0.0
167	9-Jun	9:49:40	0.0	232	9-Jun	10:54:40	0.0	297	9-Jun	11:59:40	0.0
168	9-Jun	9:50:40	0.0	233	9-Jun	10:55:40	0.0	298	9-Jun	12:00:40	0.0
169	9-Jun	9:51:40	0.0	234	9-Jun	10:56:40	0.0	299	9-Jun	12:01:40	0.0
170	9-Jun	9:52:40	0.0	235	9-Jun	10:57:40	0.0	300	9-Jun	12:02:40	0.0
171	9-Jun	9:53:40	0.0	236	9-Jun	10:58:40	0.0	301	9-Jun	12:03:40	0.0
172	9-Jun	9:54:40	0.0	237	9-Jun	10:59:40	0.0	302	9-Jun	12:04:40	0.0
173	9-Jun	9:55:40	0.0	238	9-Jun	11:00:40	0.0	303	9-Jun	12:05:40	0.0
174	9-Jun	9:56:40	0.0	239	9-Jun	11:01:40	0.0	304	9-Jun	12:06:40	0.0
175	9-Jun	9:57:40	0.0	240	9-Jun	11:02:40	0.0	305	9-Jun	12:07:40	0.0
176	9-Jun	9:58:40	0.0	241	9-Jun	11:03:40	0.0	306	9-Jun	12:08:40	0.0
177	9-Jun	9:59:40	0.0	242	9-Jun	11:04:40	0.0	307	9-Jun	12:09:40	0.0
178	9-Jun	10:00:40	0.0	243	9-Jun	11:05:40	0.0	308	9-Jun	12:10:40	0.0
179	9-Jun	10:01:40	0.0	244	9-Jun	11:06:40	0.0	309	9-Jun	12:11:40	0.0
180	9-Jun	10:02:40	0.0	245	9-Jun	11:07:40	0.0	310	9-Jun	12:12:40	0.0
181	9-Jun	10:03:40	0.0	246	9-Jun	11:08:40	0.0	311	9-Jun	12:13:40	0.0
182	9-Jun	10:04:40	0.0	247	9-Jun	11:09:40	0.0	312	9-Jun	12:14:40	0.0
183	9-Jun	10:05:40	0.0	248	9-Jun	11:10:40	0.0	313	9-Jun	12:15:40	0.0
184	9-Jun	10:06:40	0.0	249	9-Jun	11:11:40	0.0	314	9-Jun	12:16:40	0.0
185	9-Jun	10:07:40	0.0	250	9-Jun	11:12:40	0.0	315	9-Jun	12:17:40	0.0
186	9-Jun	10:08:40	0.0	251	9-Jun	11:13:40	0.0	316	9-Jun	12:18:40	0.0
187	9-Jun	10:09:40	0.0	252	9-Jun	11:14:40	0.0	317	9-Jun	12:19:40	0.0
188	9-Jun	10:10:40	0.0	253	9-Jun	11:15:40	0.0	318	9-Jun	12:20:40	0.0
189	9-Jun	10:11:40	0.0	254	9-Jun	11:16:40	0.0	319	9-Jun	12:21:40	0.0
190	9-Jun	10:12:40	0.0	255	9-Jun	11:17:40	0.0	320	9-Jun	12:22:40	0.0
191	9-Jun	10:13:40	0.0	256	9-Jun	11:18:40	0.0	321	9-Jun	12:23:40	0.0
192	9-Jun	10:14:40	0.0	257	9-Jun	11:19:40	0.0	322	9-Jun	12:24:40	0.0
193	9-Jun	10:15:40	0.0	258	9-Jun	11:20:40	0.0	323	9-Jun	12:25:40	0.0
194	9-Jun	10:16:40	0.0	259	9-Jun	11:21:40	0.0	324	9-Jun	12:26:40	0.0
195	9-Jun	10:17:40	0.0	260	9-Jun	11:22:40	0.0	325	9-Jun	12:27:40	0.0
196	9-Jun	10:18:40	0.0	261	9-Jun	11:23:40	0.0	326	9-Jun	12:28:40	0.0
197	9-Jun	10:19:40	0.0	262	9-Jun	11:24:40	0.0	327	9-Jun	12:29:40	0.0
198	9-Jun	10:20:40	0.0	263	9-Jun	11:25:40	0.0	328	9-Jun	12:30:40	0.0
199	9-Jun	10:21:40	0.0	264	9-Jun	11:26:40	0.0	329	9-Jun	12:31:40	0.0
200	9-Jun	10:22:40	0.0	265	9-Jun	11:27:40	0.0	330	9-Jun	12:32:40	0.0
201	9-Jun	10:23:40	0.0	266	9-Jun	11:28:40	0.0	331	9-Jun	12:33:40	0.0
202	9-Jun	10:24:40	0.0	267	9-Jun	11:29:40	0.0	332	9-Jun	12:34:40	0.0
203	9-Jun	10:25:40	0.0	268	9-Jun	11:30:40	0.0	333	9-Jun	12:35:40	0.0
204	9-Jun	10:26:40	0.0	269	9-Jun	11:31:40	0.0	334	9-Jun	12:36:40	0.0
205	9-Jun	10:27:40	0.0	270	9-Jun	11:32:40	0.0	335	9-Jun	12:37:40	0.0
206	9-Jun	10:28:40	0.0	271	9-Jun	11:33:40	0.0	336	9-Jun	12:38:40	0.0
207	9-Jun	10:29:40	0.0	272	9-Jun	11:34:40	0.0	337	9-Jun	12:39:40	0.0
208	9-Jun	10:30:40	0.0	273	9-Jun	11:35:40	0.0	338	9-Jun	12:40:40	0.0
209	9-Jun	10:31:40	0.0	274	9-Jun	11:36:40	0.0	339	9-Jun	12:41:40	0.0
210	9-Jun	10:32:40	0.0	275	9-Jun	11:37:40	0.0	340	9-Jun	12:42:40	0.0
211	9-Jun	10:33:40	0.0	276	9-Jun	11:38:40	0.0	341	9-Jun	12:43:40	0.0
212	9-Jun	10:34:40	0.0	277	9-Jun	11:39:40	0.0	342	9-Jun	12:44:40	0.0

Point	Date	Time	Average Conc. (mg/m³)	Point	Date	Time	Average Conc. (mg/m³)	Point	Date	Time	Average Conc. (mg/m³)
343	9-Jun	12:45:40	0.0	408	9-Jun	13:50:40	0.0	473	9-Jun	14:55:40	0.0
344	9-Jun	12:46:40	0.0	409	9-Jun	13:51:40	0.0	474	9-Jun	14:56:40	0.0
345	9-Jun	12:47:40	0.0	410	9-Jun	13:52:40	0.0	475	9-Jun	14:57:40	0.0
346	9-Jun	12:48:40	0.0	411	9-Jun	13:53:40	0.0	476	9-Jun	14:58:40	0.0
347	9-Jun	12:49:40	0.0	412	9-Jun	13:54:40	0.0	477	9-Jun	14:59:40	0.0
348	9-Jun	12:50:40	0.0	413	9-Jun	13:55:40	0.0	478	9-Jun	15:00:40	0.0
349	9-Jun	12:51:40	0.0	414	9-Jun	13:56:40	0.0	479	9-Jun	15:01:40	0.0
350	9-Jun	12:52:40	0.0	415	9-Jun	13:57:40	0.0	480	9-Jun	15:02:40	0.0
351	9-Jun	12:53:40	0.0	416	9-Jun	13:58:40	0.0	481	9-Jun	15:03:40	0.0
352	9-Jun	12:54:40	0.0	417	9-Jun	13:59:40	0.0	482	9-Jun	15:04:40	0.0
353	9-Jun	12:55:40	0.0	418	9-Jun	14:00:40	0.0	483	9-Jun	15:05:40	0.0
354	9-Jun	12:56:40	0.0	419	9-Jun	14:01:40	0.0	484	9-Jun	15:06:40	0.0
355	9-Jun	12:57:40	0.0	420	9-Jun	14:02:40	0.0	485	9-Jun	15:07:40	0.0
356	9-Jun	12:58:40	0.0	421	9-Jun	14:03:40	0.0	486	9-Jun	15:08:40	0.0
357	9-Jun	12:59:40	0.0	422	9-Jun	14:04:40	0.0	487	9-Jun	15:09:40	0.0
358	9-Jun	13:00:40	0.0	423	9-Jun	14:05:40	0.0	488	9-Jun	15:10:40	0.0
359	9-Jun	13:01:40	0.0	424	9-Jun	14:06:40	0.0	489	9-Jun	15:11:40	0.0
360	9-Jun	13:02:40	0.0	425	9-Jun	14:07:40	0.0	490	9-Jun	15:12:40	0.0
361	9-Jun	13:03:40	0.0	426	9-Jun	14:08:40	0.0	491	9-Jun	15:13:40	0.0
362	9-Jun	13:04:40	0.0	427	9-Jun	14:09:40	0.0	492	9-Jun	15:14:40	0.0
363	9-Jun	13:05:40	0.0	428	9-Jun	14:10:40	0.0	493	9-Jun	15:15:40	0.0
364	9-Jun	13:06:40	0.0	429	9-Jun	14:11:40	0.0	494	9-Jun	15:16:40	0.0
365	9-Jun	13:07:40	0.0	430	9-Jun	14:12:40	0.0	495	9-Jun	15:17:40	0.0
366	9-Jun	13:08:40	0.0	431	9-Jun	14:13:40	0.0	496	9-Jun	15:18:40	0.0
367	9-Jun	13:09:40	0.0	432	9-Jun	14:14:40	0.0	497	9-Jun	15:19:40	0.0
368	9-Jun	13:10:40	0.0	433	9-Jun	14:15:40	0.0	498	9-Jun	15:20:40	0.0
369	9-Jun	13:11:40	0.0	434	9-Jun	14:16:40	0.0	499	9-Jun	15:21:40	0.0
370	9-Jun	13:12:40	0.0	435	9-Jun	14:17:40	0.0	500	9-Jun	15:22:40	0.0
371	9-Jun	13:13:40	0.0	436	9-Jun	14:18:40	0.0	501	9-Jun	15:23:40	0.0
372	9-Jun	13:14:40	0.0	437	9-Jun	14:19:40	0.0	502	9-Jun	15:24:40	0.0
373	9-Jun	13:15:40	0.0	438	9-Jun	14:20:40	0.0	503	9-Jun	15:25:40	0.0
374	9-Jun	13:16:40	0.0	439	9-Jun	14:21:40	0.0	504	9-Jun	15:26:40	0.0
375	9-Jun	13:17:40	0.0	440	9-Jun	14:22:40	0.0	505	9-Jun	15:27:40	0.0
376	9-Jun	13:18:40	0.0	441	9-Jun	14:23:40	0.0	506	9-Jun	15:28:40	0.0
377	9-Jun	13:19:40	0.0	442	9-Jun	14:24:40	0.0	507	9-Jun	15:29:40	0.0
378	9-Jun	13:20:40	0.0	443	9-Jun	14:25:40	0.0	508	9-Jun	15:30:40	0.0
379	9-Jun	13:21:40	0.0	444	9-Jun	14:26:40	0.0	509	9-Jun	15:31:40	0.0
380	9-Jun	13:22:40	0.0	445	9-Jun	14:27:40	0.0	510	9-Jun	15:32:40	0.0
381	9-Jun	13:23:40	0.0	446	9-Jun	14:28:40	0.0	511	9-Jun	15:33:40	0.0
382	9-Jun	13:24:40	0.0	447	9-Jun	14:29:40	0.0	512	9-Jun	15:34:40	0.0
383	9-Jun	13:25:40	0.0	448	9-Jun	14:30:40	0.0	513	9-Jun	15:35:40	0.0
384	9-Jun	13:26:40	0.0	449	9-Jun	14:31:40	0.0	514	9-Jun	15:36:40	0.0
385	9-Jun	13:27:40	0.0	450	9-Jun	14:32:40	0.0	515	9-Jun	15:37:40	0.0
386	9-Jun	13:28:40	0.0	451	9-Jun	14:33:40	0.0	516	9-Jun	15:38:40	0.0
387	9-Jun	13:29:40	0.0	452	9-Jun	14:34:40	0.0	517	9-Jun	15:39:40	0.0
388	9-Jun	13:30:40	0.0	453	9-Jun	14:35:40	0.0	518	9-Jun	15:40:40	0.0
389	9-Jun	13:31:40	0.0	454	9-Jun	14:36:40	0.0	519	9-Jun	15:41:40	0.0
390	9-Jun	13:32:40	0.0	455	9-Jun	14:37:40	0.0	520	9-Jun	15:42:40	0.0
391	9-Jun	13:33:40	0.0	456	9-Jun	14:38:40	0.0	521	9-Jun	15:43:40	0.0
392	9-Jun	13:34:40	0.0	457	9-Jun	14:39:40	0.0	522	9-Jun	15:44:40	0.0
393	9-Jun	13:35:40	0.0	458	9-Jun	14:40:40	0.0	523	9-Jun	15:45:40	0.0
394	9-Jun	13:36:40	0.0	459	9-Jun	14:41:40	0.0	524	9-Jun	15:46:40	0.0
395	9-Jun	13:37:40	0.0	460	9-Jun	14:42:40	0.0	525	9-Jun	15:47:40	0.0
396	9-Jun	13:38:40	0.0	461	9-Jun	14:43:40	0.0	526	9-Jun	15:48:40	0.0
397	9-Jun	13:39:40	0.0	462	9-Jun	14:44:40	0.0	527	9-Jun	15:49:40	0.0
398	9-Jun	13:40:40	0.0	463	9-Jun	14:45:40	0.0	528	9-Jun	15:50:40	0.0
399	9-Jun	13:41:40	0.0	464	9-Jun	14:46:40	0.0	529	9-Jun	15:51:40	0.0
400	9-Jun	13:42:40	0.0	465	9-Jun	14:47:40	0.0	530	9-Jun	15:52:40	0.0
401	9-Jun	13:43:40	0.0	466	9-Jun	14:48:40	0.0	531	9-Jun	15:53:40	0.0
402	9-Jun	13:44:40	0.0	467	9-Jun	14:49:40	0.0	532	9-Jun	15:54:40	0.0
403	9-Jun	13:45:40	0.0	468	9-Jun	14:50:40	0.0	533	9-Jun	15:55:40	0.0
404	9-Jun	13:46:40	0.0	469	9-Jun	14:51:40	0.0	534	9-Jun	15:56:40	0.0
405	9-Jun	13:47:40	0.0	470	9-Jun	14:52:40	0.0	535	9-Jun	15:57:40	0.0
406	9-Jun	13:48:40	0.0	471	9-Jun	14:53:40	0.0	536	9-Jun	15:58:40	0.0
407	9-Jun	13:49:40	0.0	472	9-Jun	14:54:40	0.0	537	9-Jun	15:59:40	0.0

Point	Date	Time	Average Conc. (mg/m³)
538	9-Jun	16:00:40	0.0
539	9-Jun	16:01:40	0.0
540	9-Jun	16:02:40	0.0
541	9-Jun	16:03:40	0.0
542	9-Jun	16:04:40	0.0
543	9-Jun	16:05:40	0.0
544	9-Jun	16:06:40	0.0
545	9-Jun	16:07:40	0.0
546	9-Jun	16:08:40	0.0
547	9-Jun	16:09:40	0.0
548	9-Jun	16:10:40	0.0
549	9-Jun	16:11:40	0.0
550	9-Jun	16:12:40	0.0
551	9-Jun	16:13:40	0.0
552	9-Jun	16:14:40	0.0
553	9-Jun	16:15:40	0.0
554	9-Jun	16:16:40	0.0
555	9-Jun	16:17:40	0.0
556	9-Jun	16:18:40	0.0
557	9-Jun	16:19:40	0.0
558	9-Jun	16:20:40	0.0
559	9-Jun	16:21:40	0.0
560	9-Jun	16:22:40	0.0
561	9-Jun	16:23:40	0.0
562	9-Jun	16:24:40	0.0
563	9-Jun	16:25:40	0.0
564	9-Jun	16:26:40	0.0
565	9-Jun	16:27:40	0.0
566	9-Jun	16:28:40	0.0
567	9-Jun	16:29:40	0.0
568	9-Jun	16:30:40	0.0
569	9-Jun	16:31:40	0.0
570	9-Jun	16:32:40	0.0
571	9-Jun	16:33:40	0.0
572	9-Jun	16:34:40	0.0
573	9-Jun	16:35:40	0.0
574	9-Jun	16:36:40	0.0
575	9-Jun	16:37:40	0.0
576	9-Jun	16:38:40	0.0
577	9-Jun	16:39:40	0.0
578	9-Jun	16:40:40	0.0
579	9-Jun	16:41:40	0.0
580	9-Jun	16:42:40	0.0
581	9-Jun	16:43:40	0.0
582	9-Jun	16:44:40	0.0
583	9-Jun	16:45:40	0.0
584	9-Jun	16:46:40	0.0
585	9-Jun	16:47:40	0.0
586	9-Jun	16:48:40	0.0
587	9-Jun	16:49:40	0.0
588	9-Jun	16:50:40	0.0
589	9-Jun	16:51:40	0.0
590	9-Jun	16:52:40	0.0
591	9-Jun	16:53:40	0.0
592	9-Jun	16:54:40	0.0
593	9-Jun	16:55:40	0.0
594	9-Jun	16:56:40	0.0
595	9-Jun	16:57:40	0.0
596	9-Jun	16:58:40	0.0
597	9-Jun	16:59:40	0.0
598	9-Jun	17:00:40	0.0
599	9-Jun	17:01:40	0.0
600	9-Jun	17:02:40	0.0
601	9-Jun	17:03:40	0.0
602	9-Jun	17:04:40	0.0
603	9-Jun	17:05:40	0.0
604	9-Jun	17:06:40	0.0
605	9-Jun	17:07:40	0.0
606	9-Jun	17:08:40	0.0
607	9-Jun	17:09:40	0.0
608	9-Jun	17:10:40	0.0
609	9-Jun	17:11:40	0.0
610	9-Jun	17:12:40	0.0
611	9-Jun	17:13:40	0.0
612	9-Jun	17:14:40	0.0
613	9-Jun	17:15:40	0.0
614	9-Jun	17:16:40	0.0
615	9-Jun	17:17:40	0.0
616	9-Jun	17:18:40	0.0
617	9-Jun	17:19:40	0.0
618	9-Jun	17:20:40	0.0
619	9-Jun	17:21:40	0.0
620	9-Jun	17:22:40	0.0
621	9-Jun	17:23:40	0.0
622	9-Jun	17:24:40	0.0
623	9-Jun	17:25:40	0.0
624	9-Jun	17:26:40	0.0
625	9-Jun	17:27:40	0.0
626	9-Jun	17:28:40	0.0
627	9-Jun	17:29:40	0.0
628	9-Jun	17:30:40	0.0
629	9-Jun	17:31:40	0.0
630	9-Jun	17:32:40	0.0
631	9-Jun	17:33:40	0.0
632	9-Jun	17:34:40	0.0
633	9-Jun	17:35:40	0.0
634	9-Jun	17:36:40	0.0
635	9-Jun	17:37:40	0.0
636	9-Jun	17:38:40	0.0
637	9-Jun	17:39:40	0.0
638	9-Jun	17:40:40	0.0
639	9-Jun	17:41:40	0.0
640	9-Jun	17:42:40	0.0
641	9-Jun	17:43:40	0.0
642	9-Jun	17:44:40	0.0
643	9-Jun	17:45:40	0.0
644	9-Jun	17:46:40	0.0
645	9-Jun	17:47:40	0.0
646	9-Jun	17:48:40	0.0
647	9-Jun	17:49:40	0.0
648	9-Jun	17:50:40	0.0
649	9-Jun	17:51:40	0.0
650	9-Jun	17:52:40	0.0
651	9-Jun	17:53:40	0.0
652	9-Jun	17:54:40	0.0
653	9-Jun	17:55:40	0.0
654	9-Jun	17:56:40	0.0
655	9-Jun	17:57:40	0.0
656	9-Jun	17:58:40	0.0
657	9-Jun	17:59:40	0.0
658	9-Jun	18:00:40	0.0
659	9-Jun	18:01:40	0.0

10 June, 2009

pDR-1000 S/N: 04476
User ID: EB-1
Tag Number: 01
Number of logged points: 280
Start time and date: 12:37:01 10-Jun
Elapsed time: 04:40:00
Logging period (sec): 60
Calibration Factor (%): 100
Max Display Concentration: 19.877 mg/m³
Time at maximum: 14:00:07 Jun 10
Max STEL Concentration: 1.028 mg/m³
Time at max STEL: 14:07:31 Jun 10
Overall Avg Conc: 0.294 mg/m³

Point	Date	Time	Average Conc. (mg/m³)	Point	Date	Time	Average Conc. (mg/m³)	Point	Date	Time	Average Conc. (mg/m³)
1	10-Jun	12:38:01	0.491	50	10-Jun	13:27:01	0.067	99	10-Jun	14:16:01	0.088
2	10-Jun	12:39:01	0.624	51	10-Jun	13:28:01	0.171	100	10-Jun	14:17:01	0.279
3	10-Jun	12:40:01	0.103	52	10-Jun	13:29:01	2.282	101	10-Jun	14:18:01	0.196
4	10-Jun	12:41:01	0.072	53	10-Jun	13:30:01	0.182	102	10-Jun	14:19:01	0.252
5	10-Jun	12:42:01	0.303	54	10-Jun	13:31:01	0.212	103	10-Jun	14:20:01	0.758
6	10-Jun	12:43:01	0.566	55	10-Jun	13:32:01	0.046	104	10-Jun	14:21:01	0.575
7	10-Jun	12:44:01	0.074	56	10-Jun	13:33:01	0.15	105	10-Jun	14:22:01	0.572
8	10-Jun	12:45:01	0.201	57	10-Jun	13:34:01	0.131	106	10-Jun	14:23:01	1.754
9	10-Jun	12:46:01	0.441	58	10-Jun	13:35:01	0.139	107	10-Jun	14:24:01	0.349
10	10-Jun	12:47:01	0.358	59	10-Jun	13:36:01	0.114	108	10-Jun	14:25:01	0.283
11	10-Jun	12:48:01	0.913	60	10-Jun	13:37:01	0.422	109	10-Jun	14:26:01	0.161
12	10-Jun	12:49:01	0.839	61	10-Jun	13:38:01	0.51	110	10-Jun	14:27:01	0.087
13	10-Jun	12:50:01	0.311	62	10-Jun	13:39:01	0.533	111	10-Jun	14:28:01	0.326
14	10-Jun	12:51:01	0.287	63	10-Jun	13:40:01	0.051	112	10-Jun	14:29:01	0.343
15	10-Jun	12:52:01	0.791	64	10-Jun	13:41:01	0.175	113	10-Jun	14:30:01	0.327
16	10-Jun	12:53:01	0.563	65	10-Jun	13:42:01	0.24	114	10-Jun	14:31:01	0.214
17	10-Jun	12:54:01	0.068	66	10-Jun	13:43:01	0.152	115	10-Jun	14:32:01	0.147
18	10-Jun	12:55:01	0.304	67	10-Jun	13:44:01	0.251	116	10-Jun	14:33:01	0.081
19	10-Jun	12:56:01	0.54	68	10-Jun	13:45:01	0.066	117	10-Jun	14:34:01	0.042
20	10-Jun	12:57:01	0.31	69	10-Jun	13:46:01	0.276	118	10-Jun	14:35:01	0.145
21	10-Jun	12:58:01	0.399	70	10-Jun	13:47:01	0.308	119	10-Jun	14:36:01	0.092
22	10-Jun	12:59:01	0.324	71	10-Jun	13:48:01	0.481	120	10-Jun	14:37:01	0.076
23	10-Jun	13:00:01	0.343	72	10-Jun	13:49:01	0.167	121	10-Jun	14:38:01	0.075
24	10-Jun	13:01:01	0.781	73	10-Jun	13:50:01	0.134	122	10-Jun	14:39:01	0.087
25	10-Jun	13:02:01	0.426	74	10-Jun	13:51:01	0.059	123	10-Jun	14:40:01	0.134
26	10-Jun	13:03:01	0.481	75	10-Jun	13:52:01	0.118	124	10-Jun	14:41:01	0.205
27	10-Jun	13:04:01	0.412	76	10-Jun	13:53:01	0.291	125	10-Jun	14:42:01	0.717
28	10-Jun	13:05:01	0.178	77	10-Jun	13:54:01	0.107	126	10-Jun	14:43:01	0.141
29	10-Jun	13:06:01	0.071	78	10-Jun	13:55:01	0.335	127	10-Jun	14:44:01	0.128
30	10-Jun	13:07:01	0.07	79	10-Jun	13:56:01	0.573	128	10-Jun	14:45:01	0.179
31	10-Jun	13:08:01	0.126	80	10-Jun	13:57:01	4.4	129	10-Jun	14:46:01	0.121
32	10-Jun	13:09:01	0.131	81	10-Jun	13:58:01	1.216	130	10-Jun	14:47:01	0.111
33	10-Jun	13:10:01	0.227	82	10-Jun	13:59:01	0.231	131	10-Jun	14:48:01	0.241
34	10-Jun	13:11:01	0.269	83	10-Jun	14:00:01	2.73	132	10-Jun	14:49:01	0.247
35	10-Jun	13:12:01	0.108	84	10-Jun	14:01:01	3.154	133	10-Jun	14:50:01	0.216
36	10-Jun	13:13:01	0.178	85	10-Jun	14:02:01	0.269	134	10-Jun	14:51:01	0.089
37	10-Jun	13:14:01	0.078	86	10-Jun	14:03:01	0.468	135	10-Jun	14:52:01	0.044
38	10-Jun	13:15:01	0.082	87	10-Jun	14:04:01	0.894	136	10-Jun	14:53:01	0.14
39	10-Jun	13:16:01	0.071	88	10-Jun	14:05:01	0.376	137	10-Jun	14:54:01	0.424
40	10-Jun	13:17:01	0.044	89	10-Jun	14:06:01	0.236	138	10-Jun	14:55:01	0.07
41	10-Jun	13:18:01	0.177	90	10-Jun	14:07:01	0.095	139	10-Jun	14:56:01	0.242
42	10-Jun	13:19:01	0.267	91	10-Jun	14:08:01	0.196	140	10-Jun	14:57:01	0.127
43	10-Jun	13:20:01	0.151	92	10-Jun	14:09:01	0.094	141	10-Jun	14:58:01	1.45
44	10-Jun	13:21:01	0.159	93	10-Jun	14:10:01	0.196	142	10-Jun	14:59:01	0.477
45	10-Jun	13:22:01	0.157	94	10-Jun	14:11:01	0.144	143	10-Jun	15:00:01	1.308
46	10-Jun	13:23:01	0.089	95	10-Jun	14:12:01	0.163	144	10-Jun	15:01:01	0.303
47	10-Jun	13:24:01	0.468	96	10-Jun	14:13:01	0.173	145	10-Jun	15:02:01	0.827
48	10-Jun	13:25:01	0.226	97	10-Jun	14:14:01	0.116	146	10-Jun	15:03:01	0.255
49	10-Jun	13:26:01	0.267	98	10-Jun	14:15:01	0.071	147	10-Jun	15:04:01	0.159

Point	Date	Time	Average Conc. (mg/m³)	Point	Date	Time	Average Conc. (mg/m³)	Point	Date	Time	Average Conc. (mg/m³)
148	10-Jun	15:05:01	0.339	213	10-Jun	16:10:01	0.125	278	10-Jun	17:15:01	0.098
149	10-Jun	15:06:01	0.404	214	10-Jun	16:11:01	0.186	279	10-Jun	17:16:01	0.113
150	10-Jun	15:07:01	0.135	215	10-Jun	16:12:01	0.21	280	10-Jun	17:17:01	0.217
151	10-Jun	15:08:01	0.125	216	10-Jun	16:13:01	0.072				
152	10-Jun	15:09:01	0.32	217	10-Jun	16:14:01	0.07				
153	10-Jun	15:10:01	0.19	218	10-Jun	16:15:01	0.083				
154	10-Jun	15:11:01	0.082	219	10-Jun	16:16:01	0.257				
155	10-Jun	15:12:01	0.369	220	10-Jun	16:17:01	0.042				
156	10-Jun	15:13:01	0.096	221	10-Jun	16:18:01	0.128				
157	10-Jun	15:14:01	0.165	222	10-Jun	16:19:01	0.127				
158	10-Jun	15:15:01	0.147	223	10-Jun	16:20:01	0.141				
159	10-Jun	15:16:01	0.194	224	10-Jun	16:21:01	0.108				
160	10-Jun	15:17:01	0.138	225	10-Jun	16:22:01	0.06				
161	10-Jun	15:18:01	0.163	226	10-Jun	16:23:01	0.236				
162	10-Jun	15:19:01	0.794	227	10-Jun	16:24:01	0.128				
163	10-Jun	15:20:01	0.285	228	10-Jun	16:25:01	0.184				
164	10-Jun	15:21:01	0.232	229	10-Jun	16:26:01	0.089				
165	10-Jun	15:22:01	0.232	230	10-Jun	16:27:01	0.784				
166	10-Jun	15:23:01	0.946	231	10-Jun	16:28:01	0.21				
167	10-Jun	15:24:01	0.839	232	10-Jun	16:29:01	0.135				
168	10-Jun	15:25:01	0.506	233	10-Jun	16:30:01	0.125				
169	10-Jun	15:26:01	0.218	234	10-Jun	16:31:01	0.079				
170	10-Jun	15:27:01	0.173	235	10-Jun	16:32:01	0.161				
171	10-Jun	15:28:01	0.325	236	10-Jun	16:33:01	0.095				
172	10-Jun	15:29:01	0.193	237	10-Jun	16:34:01	0.068				
173	10-Jun	15:30:01	0.385	238	10-Jun	16:35:01	0.067				
174	10-Jun	15:31:01	0.434	239	10-Jun	16:36:01	0.128				
175	10-Jun	15:32:01	0.242	240	10-Jun	16:37:01	0.09				
176	10-Jun	15:33:01	0.126	241	10-Jun	16:38:01	0.067				
177	10-Jun	15:34:01	0.204	242	10-Jun	16:39:01	0.113				
178	10-Jun	15:35:01	0.136	243	10-Jun	16:40:01	0.039				
179	10-Jun	15:36:01	0.291	244	10-Jun	16:41:01	0.067				
180	10-Jun	15:37:01	0.214	245	10-Jun	16:42:01	0.059				
181	10-Jun	15:38:01	0.22	246	10-Jun	16:43:01	0.032				
182	10-Jun	15:39:01	0.946	247	10-Jun	16:44:01	0.085				
183	10-Jun	15:40:01	0.797	248	10-Jun	16:45:01	0.057				
184	10-Jun	15:41:01	0.321	249	10-Jun	16:46:01	0.102				
185	10-Jun	15:42:01	0.153	250	10-Jun	16:47:01	0.037				
186	10-Jun	15:43:01	1.23	251	10-Jun	16:48:01	0.137				
187	10-Jun	15:44:01	0.261	252	10-Jun	16:49:01	0.078				
188	10-Jun	15:45:01	0.292	253	10-Jun	16:50:01	0.08				
189	10-Jun	15:46:01	0.134	254	10-Jun	16:51:01	0.11				
190	10-Jun	15:47:01	0.139	255	10-Jun	16:52:01	0.104				
191	10-Jun	15:48:01	0.134	256	10-Jun	16:53:01	0.083				
192	10-Jun	15:49:01	0.125	257	10-Jun	16:54:01	0.093				
193	10-Jun	15:50:01	0.255	258	10-Jun	16:55:01	0.103				
194	10-Jun	15:51:01	0.085	259	10-Jun	16:56:01	0.133				
195	10-Jun	15:52:01	0.505	260	10-Jun	16:57:01	0.173				
196	10-Jun	15:53:01	0.278	261	10-Jun	16:58:01	0.062				
197	10-Jun	15:54:01	0.076	262	10-Jun	16:59:01	0.905				
198	10-Jun	15:55:01	0.217	263	10-Jun	17:00:01	0.055				
199	10-Jun	15:56:01	0.094	264	10-Jun	17:01:01	0.104				
200	10-Jun	15:57:01	0.083	265	10-Jun	17:02:01	0.046				
201	10-Jun	15:58:01	0.313	266	10-Jun	17:03:01	0.078				
202	10-Jun	15:59:01	0.559	267	10-Jun	17:04:01	0.14				
203	10-Jun	16:00:01	0.202	268	10-Jun	17:05:01	0.343				
204	10-Jun	16:01:01	0.144	269	10-Jun	17:06:01	0.055				
205	10-Jun	16:02:01	0.276	270	10-Jun	17:07:01	0.053				
206	10-Jun	16:03:01	0.318	271	10-Jun	17:08:01	0.064				
207	10-Jun	16:04:01	0.548	272	10-Jun	17:09:01	0.073				
208	10-Jun	16:05:01	0.076	273	10-Jun	17:10:01	0.108				
209	10-Jun	16:06:01	0.162	274	10-Jun	17:11:01	0.134				
210	10-Jun	16:07:01	0.111	275	10-Jun	17:12:01	0.087				
211	10-Jun	16:08:01	0.058	276	10-Jun	17:13:01	0.055				
212	10-Jun	16:09:01	0.125	277	10-Jun	17:14:01	0.109				

11 June, 2009

pDR-1000 S/N: 05156
User ID: EB-2
Tag Number: 02
Number of logged points: 420
Start time and date: 07:03:08 11-Jun
Elapsed time: 07:00:00
Logging period (sec): 60
Calibration Factor (%): 100
Max Display Concentration: 20.356 mg/m³
Time at maximum: 09:21:43 Jun 11
Max STEL Concentration: 0.774 mg/m³
Time at max STEL: 07:58:08 Jun 11
Overall Avg Conc: 0.275 mg/m³

Point	Date	Time	Average Conc. (mg/m³)	Point	Date	Time	Average Conc. (mg/m³)	Point	Date	Time	Average Conc. (mg/m³)
1	11-Jun	07:04:08	0.27	50	11-Jun	07:53:08	0.097	99	11-Jun	08:42:08	0.17
2	11-Jun	07:05:08	0.245	51	11-Jun	07:54:08	0.059	100	11-Jun	08:43:08	1.055
3	11-Jun	07:06:08	0.087	52	11-Jun	07:55:08	0.023	101	11-Jun	08:44:08	0.111
4	11-Jun	07:07:08	0.133	53	11-Jun	07:56:08	0.318	102	11-Jun	08:45:08	0.17
5	11-Jun	07:08:08	0.201	54	11-Jun	07:57:08	0.386	103	11-Jun	08:46:08	1.333
6	11-Jun	07:09:08	0.098	55	11-Jun	07:58:08	0.426	104	11-Jun	08:47:08	0.154
7	11-Jun	07:10:08	0.07	56	11-Jun	07:59:08	0.287	105	11-Jun	08:48:08	0.098
8	11-Jun	07:11:08	0.041	57	11-Jun	08:00:08	0.174	106	11-Jun	08:49:08	0.057
9	11-Jun	07:12:08	0.026	58	11-Jun	08:01:08	0.501	107	11-Jun	08:50:08	0.172
10	11-Jun	07:13:08	0.846	59	11-Jun	08:02:08	0.206	108	11-Jun	08:51:08	0.317
11	11-Jun	07:14:08	0.47	60	11-Jun	08:03:08	1.016	109	11-Jun	08:52:08	0.151
12	11-Jun	07:15:08	0.114	61	11-Jun	08:04:08	0.184	110	11-Jun	08:53:08	0.094
13	11-Jun	07:16:08	0.084	62	11-Jun	08:05:08	0.201	111	11-Jun	08:54:08	0.076
14	11-Jun	07:17:08	0.383	63	11-Jun	08:06:08	0.054	112	11-Jun	08:55:08	0.099
15	11-Jun	07:18:08	0.407	64	11-Jun	08:07:08	0.114	113	11-Jun	08:56:08	0.05
16	11-Jun	07:19:08	0.492	65	11-Jun	08:08:08	0.042	114	11-Jun	08:57:08	0.035
17	11-Jun	07:20:08	0.256	66	11-Jun	08:09:08	0.025	115	11-Jun	08:58:08	0.047
18	11-Jun	07:21:08	0.538	67	11-Jun	08:10:08	0.16	116	11-Jun	08:59:08	0.127
19	11-Jun	07:22:08	0.227	68	11-Jun	08:11:08	0.189	117	11-Jun	09:00:08	0.086
20	11-Jun	07:23:08	0.214	69	11-Jun	08:12:08	0.751	118	11-Jun	09:01:08	0.157
21	11-Jun	07:24:08	0.125	70	11-Jun	11:13:08	0.929	119	11-Jun	09:02:08	0.061
22	11-Jun	07:25:08	0.153	71	11-Jun	08:14:08	0.469	120	11-Jun	09:03:08	0.073
23	11-Jun	07:26:08	0.215	72	11-Jun	08:15:08	0.097	121	11-Jun	09:04:08	0.113
24	11-Jun	07:27:08	0.341	73	11-Jun	08:16:08	0.324	122	11-Jun	09:05:08	0.122
25	11-Jun	07:28:08	0.717	74	11-Jun	08:17:08	0.232	123	11-Jun	09:06:08	0.202
26	11-Jun	07:29:08	0.945	75	11-Jun	08:18:08	0.369	124	11-Jun	09:07:08	0.154
27	11-Jun	07:30:08	0.496	76	11-Jun	08:19:08	0.175	125	11-Jun	09:08:08	0.049
28	11-Jun	07:31:08	0.111	77	11-Jun	08:20:08	0.126	126	11-Jun	09:09:08	0.042
29	11-Jun	07:32:08	0.079	78	11-Jun	08:21:08	0.28	127	11-Jun	09:10:08	0.033
30	11-Jun	07:33:08	0.608	79	11-Jun	08:22:08	0.108	128	11-Jun	09:11:08	0.053
31	11-Jun	07:34:08	0.183	80	11-Jun	08:23:08	0.069	129	11-Jun	09:12:08	0.071
32	11-Jun	07:35:08	0.246	81	11-Jun	08:24:08	0.256	130	11-Jun	09:13:08	0.014
33	11-Jun	07:36:08	0.071	82	11-Jun	08:25:08	0.073	131	11-Jun	09:14:08	0.029
34	11-Jun	07:37:08	0.478	83	11-Jun	08:26:08	0.029	132	11-Jun	09:15:08	0.126
35	11-Jun	07:38:08	0.05	84	11-Jun	08:27:08	0.042	133	11-Jun	09:16:08	0.034
36	11-Jun	07:39:08	0.015	85	11-Jun	08:28:08	0.036	134	11-Jun	09:17:08	0.019
37	11-Jun	07:40:08	0.064	86	11-Jun	08:29:08	0.068	135	11-Jun	09:18:08	0.035
38	11-Jun	07:41:08	0.192	87	11-Jun	08:30:08	0.071	136	11-Jun	09:19:08	0.341
39	11-Jun	07:42:08	0.187	88	11-Jun	08:31:08	0.022	137	11-Jun	09:20:08	0.036
40	11-Jun	07:43:08	0.138	89	11-Jun	08:32:08	0.045	138	11-Jun	09:21:08	0.207
41	11-Jun	07:44:08	0.914	90	11-Jun	08:33:08	0.034	139	11-Jun	09:22:08	3.895
42	11-Jun	07:45:08	2.752	91	11-Jun	08:34:08	0.101	140	11-Jun	09:23:08	0.351
43	11-Jun	07:46:08	0.913	92	11-Jun	08:35:08	0.067	141	11-Jun	09:24:08	0.145
44	11-Jun	07:47:08	0.781	93	11-Jun	08:36:08	0.06	142	11-Jun	09:25:08	0.182
45	11-Jun	07:48:08	2.155	94	11-Jun	08:37:08	0.048	143	11-Jun	09:26:08	0.218
46	11-Jun	07:49:08	1.59	95	11-Jun	08:38:08	0.058	144	11-Jun	09:27:08	0.133
47	11-Jun	07:50:08	0.281	96	11-Jun	08:39:08	0.084	145	11-Jun	09:28:08	0.317
48	11-Jun	07:51:08	0.284	97	11-Jun	08:40:08	0.192	146	11-Jun	09:29:08	0.155
49	11-Jun	07:52:08	0.631	98	11-Jun	08:41:08	0.149	147	11-Jun	09:30:08	0.537

Point	Date	Time	Average Conc. (mg/m³)	Point	Date	Time	Average Conc. (mg/m³)	Point	Date	Time	Average Conc. (mg/m³)
148	11-Jun	09:31:08	0.045	213	11-Jun	10:36:08	0.096	278	11-Jun	11:41:08	0.693
149	11-Jun	09:32:08	0.084	214	11-Jun	10:37:08	0.364	279	11-Jun	11:42:08	0.376
150	11-Jun	09:33:08	0.094	215	11-Jun	10:38:08	0.327	280	11-Jun	11:43:08	0.66
151	11-Jun	09:34:08	0.075	216	11-Jun	10:39:08	0.261	281	11-Jun	11:44:08	0.458
152	11-Jun	09:35:08	0.264	217	11-Jun	10:40:08	0.348	282	11-Jun	11:45:08	0.428
153	11-Jun	09:36:08	0.082	218	11-Jun	10:41:08	0.187	283	11-Jun	11:46:08	0.245
154	11-Jun	09:37:08	0.135	219	11-Jun	10:42:08	0.217	284	11-Jun	11:47:08	0.283
155	11-Jun	09:38:08	0.411	220	11-Jun	10:43:08	0.497	285	11-Jun	11:48:08	0.213
156	11-Jun	09:39:08	0.354	221	11-Jun	10:44:08	0.283	286	11-Jun	11:49:08	0.212
157	11-Jun	09:40:08	0.143	222	11-Jun	10:45:08	0.104	287	11-Jun	11:50:08	0.116
158	11-Jun	09:41:08	0.209	223	11-Jun	10:46:08	0.101	288	11-Jun	11:51:08	0.075
159	11-Jun	09:42:08	0.919	224	11-Jun	10:47:08	0.213	289	11-Jun	11:52:08	0.589
160	11-Jun	09:43:08	0.284	225	11-Jun	10:48:08	0.306	290	11-Jun	11:53:08	0.173
161	11-Jun	09:44:08	0.192	226	11-Jun	10:49:08	0.185	291	11-Jun	11:54:08	0.105
162	11-Jun	09:45:08	0.165	227	11-Jun	10:50:08	0.365	292	11-Jun	11:55:08	0.127
163	11-Jun	09:46:08	0.112	228	11-Jun	10:51:08	0.303	293	11-Jun	11:56:08	0.227
164	11-Jun	09:47:08	0.068	229	11-Jun	10:52:08	0.08	294	11-Jun	11:57:08	0.132
165	11-Jun	09:48:08	0.148	230	11-Jun	10:53:08	0.197	295	11-Jun	11:58:08	0.123
166	11-Jun	09:49:08	0.112	231	11-Jun	10:54:08	0.082	296	11-Jun	11:59:08	0.324
167	11-Jun	09:50:08	0.075	232	11-Jun	10:55:08	0.083	297	11-Jun	12:00:08	0.188
168	11-Jun	09:51:08	0.142	233	11-Jun	10:56:08	0.057	298	11-Jun	12:01:08	0.029
169	11-Jun	09:52:08	0.275	234	11-Jun	10:57:08	0.124	299	11-Jun	12:02:08	0.088
170	11-Jun	09:53:08	0.095	235	11-Jun	10:58:08	0.076	300	11-Jun	12:03:08	0.089
171	11-Jun	09:54:08	0.13	236	11-Jun	10:59:08	0.506	301	11-Jun	12:04:08	0.025
172	11-Jun	09:55:08	0.164	237	11-Jun	11:00:08	0.573	302	11-Jun	12:05:08	0.042
173	11-Jun	09:56:08	0.15	238	11-Jun	11:01:08	2.05	303	11-Jun	12:06:08	0.035
174	11-Jun	09:57:08	0.138	239	11-Jun	11:02:08	0.31	304	11-Jun	12:07:08	0.058
175	11-Jun	09:58:08	0.133	240	11-Jun	11:03:08	0.12	305	11-Jun	12:08:08	0.215
176	11-Jun	09:59:08	0.285	241	11-Jun	11:04:08	0.807	306	11-Jun	12:09:08	0.855
177	11-Jun	10:00:08	0.263	242	11-Jun	11:05:08	1.233	307	11-Jun	12:10:08	0.155
178	11-Jun	10:01:08	0.268	243	11-Jun	11:06:08	0.554	308	11-Jun	12:11:08	0.334
179	11-Jun	10:02:08	0.555	244	11-Jun	11:07:08	0.232	309	11-Jun	12:12:08	0.187
180	11-Jun	10:03:08	0.82	245	11-Jun	11:08:08	0.217	310	11-Jun	12:13:08	0.252
181	11-Jun	10:04:08	1.931	246	11-Jun	11:09:08	0.144	311	11-Jun	12:14:08	0.145
182	11-Jun	10:05:08	0.592	247	11-Jun	11:10:08	0.11	312	11-Jun	12:15:08	0.06
183	11-Jun	10:06:08	0.628	248	11-Jun	11:11:08	0.139	313	11-Jun	12:16:08	0.108
184	11-Jun	10:07:08	0.16	249	11-Jun	11:12:08	0.327	314	11-Jun	12:17:08	0.118
185	11-Jun	10:08:08	0.788	250	11-Jun	11:13:08	0.336	315	11-Jun	12:18:08	0.089
186	11-Jun	10:09:08	0.289	251	11-Jun	11:14:08	0.673	316	11-Jun	12:19:08	0.069
187	11-Jun	10:10:08	0.329	252	11-Jun	11:15:08	0.409	317	11-Jun	12:20:08	0.1
188	11-Jun	10:11:08	0.161	253	11-Jun	11:16:08	0.339	318	11-Jun	12:21:08	0.141
189	11-Jun	10:12:08	0.169	254	11-Jun	11:17:08	0.219	319	11-Jun	12:22:08	0.187
190	11-Jun	10:13:08	0.155	255	11-Jun	11:18:08	0.943	320	11-Jun	12:23:08	0.152
191	11-Jun	10:14:08	0.13	256	11-Jun	11:19:08	0.354	321	11-Jun	12:24:08	0.126
192	11-Jun	10:15:08	0.156	257	11-Jun	11:20:08	0.263	322	11-Jun	12:25:08	1.232
193	11-Jun	10:16:08	0.271	258	11-Jun	11:21:08	0.243	323	11-Jun	12:26:08	0.166
194	11-Jun	10:17:08	0.094	259	11-Jun	11:22:08	0.331	324	11-Jun	12:27:08	0.093
195	11-Jun	10:18:08	0.11	260	11-Jun	11:23:08	0.142	325	11-Jun	12:28:08	0.172
196	11-Jun	10:19:08	0.139	261	11-Jun	11:24:08	0.288	326	11-Jun	12:29:08	0.124
197	11-Jun	10:20:08	0.231	262	11-Jun	11:25:08	0.269	327	11-Jun	12:30:08	0.162
198	11-Jun	10:21:08	0.071	263	11-Jun	11:26:08	0.349	328	11-Jun	12:31:08	0.215
199	11-Jun	10:22:08	0.072	264	11-Jun	11:27:08	0.646	329	11-Jun	12:32:08	0.864
200	11-Jun	10:23:08	0.24	265	11-Jun	11:28:08	1.137	330	11-Jun	12:33:08	2.083
201	11-Jun	10:24:08	0.409	266	11-Jun	11:29:08	0.568	331	11-Jun	12:34:08	0.134
202	11-Jun	10:25:08	0.413	267	11-Jun	11:30:08	0.314	332	11-Jun	12:35:08	0.083
203	11-Jun	10:26:08	0.361	268	11-Jun	11:31:08	0.45	333	11-Jun	12:36:08	0.075
204	11-Jun	10:27:08	0.088	269	11-Jun	11:32:08	0.763	334	11-Jun	12:37:08	0.068
205	11-Jun	10:28:08	0.16	270	11-Jun	11:33:08	0.608	335	11-Jun	12:38:08	0.265
206	11-Jun	10:29:08	0.141	271	11-Jun	11:34:08	0.61	336	11-Jun	12:39:08	0.029
207	11-Jun	10:30:08	0.223	272	11-Jun	11:35:08	0.557	337	11-Jun	12:40:08	0.025
208	11-Jun	10:31:08	0.149	273	11-Jun	11:36:08	0.992	338	11-Jun	12:41:08	0.031
209	11-Jun	10:32:08	0.076	274	11-Jun	11:37:08	0.36	339	11-Jun	12:42:08	0.043
210	11-Jun	10:33:08	0.283	275	11-Jun	11:38:08	0.636	340	11-Jun	12:43:08	0.05
211	11-Jun	10:34:08	0.284	276	11-Jun	11:39:08	0.741	341	11-Jun	12:44:08	0.087
212	11-Jun	10:35:08	0.159	277	11-Jun	11:40:08	0.243	342	11-Jun	12:45:08	0.075

Point	Date	Time	Average Conc. (mg/m³)
343	11-Jun	12:46:08	0.039
344	11-Jun	12:47:08	0.03
345	11-Jun	12:48:08	0.028
346	11-Jun	12:49:08	0.739
347	11-Jun	12:50:08	0.032
348	11-Jun	12:51:08	0.055
349	11-Jun	12:52:08	0.04
350	11-Jun	12:53:08	0.059
351	11-Jun	12:54:08	0.068
352	11-Jun	12:55:08	0.027
353	11-Jun	12:56:08	0.053
354	11-Jun	12:57:08	0.057
355	11-Jun	12:58:08	0.064
356	11-Jun	12:59:08	0.069
357	11-Jun	13:00:08	0.049
358	11-Jun	13:01:08	0.029
359	11-Jun	13:02:08	0.037
360	11-Jun	13:03:08	0.069
361	11-Jun	13:04:08	0.038
362	11-Jun	13:05:08	0.123
363	11-Jun	13:06:08	0.037
364	11-Jun	13:07:08	0.047
365	11-Jun	13:08:08	0.136
366	11-Jun	13:09:08	0.192
367	11-Jun	13:10:08	0.29
368	11-Jun	13:11:08	0.384
369	11-Jun	13:12:08	0.257
370	11-Jun	13:13:08	0.341
371	11-Jun	13:14:08	0.102
372	11-Jun	13:15:08	0.102
373	11-Jun	13:16:08	0.165
374	11-Jun	13:17:08	0.069
375	11-Jun	13:18:08	0.03
376	11-Jun	13:19:08	0.153
377	11-Jun	13:20:08	0.074
378	11-Jun	13:21:08	0.03
379	11-Jun	13:22:08	1.559
380	11-Jun	13:23:08	0.579
381	11-Jun	13:24:08	0.537
382	11-Jun	13:25:08	1.071
383	11-Jun	13:26:08	0.104
384	11-Jun	13:27:08	0.034
385	11-Jun	13:28:08	0.022
386	11-Jun	13:29:08	0.074
387	11-Jun	13:30:08	0.036
388	11-Jun	13:31:08	0.158
389	11-Jun	13:32:08	0.043
390	11-Jun	13:33:08	0.044
391	11-Jun	13:34:08	0.025
392	11-Jun	13:35:08	0.026
393	11-Jun	13:36:08	0.024
394	11-Jun	13:37:08	0.145
395	11-Jun	13:38:08	0.824
396	11-Jun	13:39:08	0.163
397	11-Jun	13:40:08	0.435
398	11-Jun	13:41:08	0.127
399	11-Jun	13:42:08	0.043
400	11-Jun	13:43:08	0.081
401	11-Jun	13:44:08	0.061
402	11-Jun	13:45:08	0.09
403	11-Jun	13:46:08	0.434
404	11-Jun	13:47:08	0.023
405	11-Jun	13:48:08	0.033
406	11-Jun	13:49:08	0.022
407	11-Jun	13:50:08	0.134
408	11-Jun	13:51:08	0.081
409	11-Jun	13:52:08	0.248
410	11-Jun	13:53:08	0.148
411	11-Jun	13:54:08	0.236
412	11-Jun	13:55:08	0.129
413	11-Jun	13:56:08	0.242
414	11-Jun	13:57:08	0.215
415	11-Jun	13:58:08	0.173
416	11-Jun	13:59:08	0.432
417	11-Jun	14:00:08	0.102
418	11-Jun	14:01:08	0.149
419	11-Jun	14:02:08	0.132
420	11-Jun	14:03:08	0.505

12 June, 2009

pDR-1000 S/N: 04476
User ID: EB-1
Tag Number: 01
Number of logged points: 241
Start time and date: 07:10:29 12-Jun
Elapsed time: 04:01:00
Logging period (sec): 60
Calibration Factor (%): 100
Max Display Concentration: 10.329 mg/m³
Time at maximum: 08:06:12 Jun 12
Max STEL Concentration: 1.280 mg/m³
Time at max STEL: 08:19:59 Jun 12
Overall Avg Conc: 0.364 mg/m³

Point	Date	Time	Average Conc. (mg/m³)	Point	Date	Time	Average Conc. (mg/m³)	Point	Date	Time	Average Conc. (mg/m³)
1	12-Jun	07:11:29	0.028	50	12-Jun	08:00:29	0.296	99	12-Jun	08:49:29	0.335
2	12-Jun	07:12:29	0.035	51	12-Jun	08:01:29	0.197	100	12-Jun	08:50:29	0.325
3	12-Jun	07:13:29	0.2	52	12-Jun	08:02:29	0.282	101	12-Jun	08:51:29	0.135
4	12-Jun	07:14:29	0.181	53	12-Jun	08:03:29	0.165	102	12-Jun	08:52:29	0.078
5	12-Jun	07:15:29	0.138	54	12-Jun	08:04:29	0.18	103	12-Jun	08:53:29	0.114
6	12-Jun	07:16:29	0.104	55	12-Jun	08:05:29	0.652	104	12-Jun	08:54:29	0.063
7	12-Jun	07:17:29	0.596	56	12-Jun	08:06:29	3.736	105	12-Jun	08:55:29	0.053
8	12-Jun	07:18:29	0.488	57	12-Jun	08:07:29	5.09	106	12-Jun	08:56:29	0.194
9	12-Jun	07:19:29	0.503	58	12-Jun	08:08:29	0.592	107	12-Jun	08:57:29	0.042
10	12-Jun	07:20:29	0.127	59	12-Jun	08:09:29	0.25	108	12-Jun	08:58:29	0.042
11	12-Jun	07:21:29	0.421	60	12-Jun	08:10:29	0.613	109	12-Jun	08:59:29	0.024
12	12-Jun	07:22:29	0.422	61	12-Jun	08:11:29	1.201	110	12-Jun	09:00:29	0.049
13	12-Jun	07:23:29	0.11	62	12-Jun	08:12:29	1.268	111	12-Jun	09:01:29	0.042
14	12-Jun	07:24:29	0.244	63	12-Jun	08:13:29	1.349	112	12-Jun	09:02:29	0.026
15	12-Jun	07:25:29	0.362	64	12-Jun	08:14:29	1.413	113	12-Jun	09:03:29	0.022
16	12-Jun	07:26:29	0.329	65	12-Jun	08:15:29	0.792	114	12-Jun	09:04:29	0.033
17	12-Jun	07:27:29	0.707	66	12-Jun	08:16:29	0.15	115	12-Jun	09:05:29	0.043
18	12-Jun	07:28:29	0.634	67	12-Jun	08:17:29	0.528	116	12-Jun	09:06:29	0.04
19	12-Jun	07:29:29	0.214	68	12-Jun	08:18:29	0.978	117	12-Jun	09:07:29	0.033
20	12-Jun	07:30:29	0.183	69	12-Jun	08:19:29	0.551	118	12-Jun	09:08:29	0.024
21	12-Jun	07:31:29	0.199	70	12-Jun	08:20:29	0.635	119	12-Jun	09:09:29	0.082
22	12-Jun	07:32:29	0.236	71	12-Jun	08:21:29	0.469	120	12-Jun	09:10:29	0.071
23	12-Jun	07:33:29	0.066	72	12-Jun	08:22:29	1.863	121	12-Jun	09:11:29	0.142
24	12-Jun	07:34:29	0.032	73	12-Jun	08:23:29	0.428	122	12-Jun	09:12:29	0.041
25	12-Jun	07:35:29	0.185	74	12-Jun	08:24:29	0.62	123	12-Jun	09:13:29	0.04
26	12-Jun	07:36:29	0.243	75	12-Jun	08:25:29	0.15	124	12-Jun	09:14:29	0.053
27	12-Jun	07:37:29	0.509	76	12-Jun	08:26:29	0.31	125	12-Jun	09:15:29	0.038
28	12-Jun	07:38:29	0.258	77	12-Jun	08:27:29	0.032	126	12-Jun	09:16:29	0.045
29	12-Jun	07:39:29	0.119	78	12-Jun	08:28:29	0.061	127	12-Jun	09:17:29	0.029
30	12-Jun	07:40:29	0.39	79	12-Jun	08:29:29	0.355	128	12-Jun	09:18:29	0.188
31	12-Jun	07:41:29	0.407	80	12-Jun	08:30:29	0.046	129	12-Jun	09:19:29	0.142
32	12-Jun	07:42:29	0.312	81	12-Jun	08:31:29	0.679	130	12-Jun	09:20:29	0.041
33	12-Jun	07:43:29	0.348	82	12-Jun	08:32:29	0.15	131	12-Jun	09:21:29	0.044
34	12-Jun	07:44:29	0.499	83	12-Jun	08:33:29	0.302	132	12-Jun	09:22:29	0.053
35	12-Jun	07:45:29	0.201	84	12-Jun	08:34:29	0.187	133	12-Jun	09:23:29	0.045
36	12-Jun	07:46:29	0.195	85	12-Jun	08:35:29	0.268	134	12-Jun	09:24:29	0.034
37	12-Jun	07:47:29	0.563	86	12-Jun	08:36:29	0.114	135	12-Jun	09:25:29	0.02
38	12-Jun	07:48:29	0.237	87	12-Jun	08:37:29	0.031	136	12-Jun	09:26:29	0.03
39	12-Jun	07:49:29	0.132	88	12-Jun	08:38:29	0.09	137	12-Jun	09:27:29	0.17
40	12-Jun	07:50:29	0.186	89	12-Jun	08:39:29	0.043	138	12-Jun	09:28:29	0.047
41	12-Jun	07:51:29	0.441	90	12-Jun	08:40:29	0.544	139	12-Jun	09:29:29	0.214
42	12-Jun	07:52:29	0.412	91	12-Jun	08:41:29	0.041	140	12-Jun	09:30:29	0.038
43	12-Jun	07:53:29	0.656	92	12-Jun	08:42:29	0.115	141	12-Jun	09:31:29	0.036
44	12-Jun	07:54:29	0.274	93	12-Jun	08:43:29	0.206	142	12-Jun	09:32:29	0.059
45	12-Jun	07:55:29	0.085	94	12-Jun	08:44:29	0.039	143	12-Jun	09:33:29	0.171
46	12-Jun	07:56:29	0.083	95	12-Jun	08:45:29	0.098	144	12-Jun	09:34:29	0.092
47	12-Jun	07:57:29	0.266	96	12-Jun	08:46:29	0.046	145	12-Jun	09:35:29	0.038
48	12-Jun	07:58:29	0.536	97	12-Jun	08:47:29	0.447	146	12-Jun	09:36:29	0.04
49	12-Jun	07:59:29	0.069	98	12-Jun	08:48:29	0.132	147	12-Jun	09:37:29	0.071

Point	Date	Time	Average Conc. (mg/m³)
148	12-Jun	09:38:29	0.103
149	12-Jun	09:39:29	0.066
150	12-Jun	09:40:29	0.481
151	12-Jun	09:41:29	0.076
152	12-Jun	09:42:29	0.482
153	12-Jun	09:43:29	0.137
154	12-Jun	09:44:29	0.983
155	12-Jun	09:45:29	0.192
156	12-Jun	09:46:29	0.072
157	12-Jun	09:47:29	0.713
158	12-Jun	09:48:29	0.37
159	12-Jun	09:49:29	0.054
160	12-Jun	09:50:29	0.232
161	12-Jun	09:51:29	0.288
162	12-Jun	09:52:29	0.346
163	12-Jun	09:53:29	0.383
164	12-Jun	09:54:29	0.203
165	12-Jun	09:55:29	0.473
166	12-Jun	09:56:29	0.596
167	12-Jun	09:57:29	2.045
168	12-Jun	09:58:29	0.139
169	12-Jun	09:59:29	0.076
170	12-Jun	10:00:29	0.238
171	12-Jun	10:01:29	0.482
172	12-Jun	10:02:29	0.438
173	12-Jun	10:03:29	0.853
174	12-Jun	10:04:29	2.222
175	12-Jun	10:05:29	3.049
176	12-Jun	10:06:29	0.353
177	12-Jun	10:07:29	2.526
178	12-Jun	10:08:29	0.241
179	12-Jun	10:09:29	0.92
180	12-Jun	10:10:29	0.108
181	12-Jun	10:11:29	0.067
182	12-Jun	10:12:29	0.445
183	12-Jun	10:13:29	0.373
184	12-Jun	10:14:29	0.115
185	12-Jun	10:15:29	2.058
186	12-Jun	10:16:29	0.61
187	12-Jun	10:17:29	0.264
188	12-Jun	10:18:29	0.318
189	12-Jun	10:19:29	0.362
190	12-Jun	10:20:29	0.16
191	12-Jun	10:21:29	0.046
192	12-Jun	10:22:29	0.068
193	12-Jun	10:23:29	0.22
194	12-Jun	10:24:29	0.378
195	12-Jun	10:25:29	0.332
196	12-Jun	10:26:29	0.232
197	12-Jun	10:27:29	0.225
198	12-Jun	10:28:29	1.846
199	12-Jun	10:29:29	0.938
200	12-Jun	10:30:29	0.25
201	12-Jun	10:31:29	0.33
202	12-Jun	10:32:29	0.251
203	12-Jun	10:33:29	0.184
204	12-Jun	10:34:29	0.116
205	12-Jun	10:35:29	0.243
206	12-Jun	10:36:29	0.486
207	12-Jun	10:37:29	0.545
208	12-Jun	10:38:29	0.455
209	12-Jun	10:39:29	0.376
210	12-Jun	10:40:29	0.752
211	12-Jun	10:41:29	0.108
212	12-Jun	10:42:29	0.1
213	12-Jun	10:43:29	0.793
214	12-Jun	10:44:29	0.143
215	12-Jun	10:45:29	0.383
216	12-Jun	10:46:29	0.032
217	12-Jun	10:47:29	0.063
218	12-Jun	10:48:29	0.035
219	12-Jun	10:49:29	0.086
220	12-Jun	10:50:29	0.051
221	12-Jun	10:51:29	0.04
222	12-Jun	10:52:29	0.038
223	12-Jun	10:53:29	0.044
224	12-Jun	10:54:29	0.105
225	12-Jun	10:55:29	0.035
226	12-Jun	10:56:29	0.039
227	12-Jun	10:57:29	0.198
228	12-Jun	10:58:29	0.318
229	12-Jun	10:59:29	0.116
230	12-Jun	11:00:29	0.201
231	12-Jun	11:01:29	0.099
232	12-Jun	11:02:29	0.367
233	12-Jun	11:03:29	2.059
234	12-Jun	11:04:29	0.549
235	12-Jun	11:05:29	0.508
236	12-Jun	11:06:29	0.456
237	12-Jun	11:07:29	0.246
238	12-Jun	11:08:29	0.774
239	12-Jun	11:09:29	0.061
240	12-Jun	11:10:29	0.08
241	12-Jun	11:11:29	0.054

15 June, 2009

pDR-1000 S/N: 05156
User ID: EB-2
Tag Number: 01
Number of logged points: 635
Start time and date: 06:50:58 15-Jun
Elapsed time: 10:35:00
Logging period (sec): 60
Calibration Factor (%): 100
Max Display Concentration: 13.390 mg/m³
Time at maximum: 07:08:39 Jun 15
Max STEL Concentration: 0.550 mg/m³
Time at max STEL: 07:13:28 Jun 15
Overall Avg Conc: 0.100 mg/m³

Point	Date	Time	Average Conc. (mg/m³)	Point	Date	Time	Average Conc. (mg/m³)	Point	Date	Time	Average Conc. (mg/m³)
1	15-Jun	06:51:58	0.433	50	15-Jun	07:40:58	0.299	99	15-Jun	08:29:58	0.019
2	15-Jun	06:52:58	0.223	51	15-Jun	07:41:58	0.074	100	15-Jun	08:30:58	0.027
3	15-Jun	06:53:58	0.306	52	15-Jun	07:42:58	0.089	101	15-Jun	08:31:58	0.03
4	15-Jun	06:54:58	0.04	53	15-Jun	07:43:58	0.188	102	15-Jun	08:32:58	0.018
5	15-Jun	06:55:58	0.161	54	15-Jun	07:44:58	0.142	103	15-Jun	08:33:58	0.031
6	15-Jun	06:56:58	0.301	55	15-Jun	07:45:58	0.052	104	15-Jun	08:34:58	0.028
7	15-Jun	06:57:58	0.153	56	15-Jun	07:46:58	0.022	105	15-Jun	08:35:58	0.025
8	15-Jun	06:58:58	0.152	57	15-Jun	07:47:58	0.01	106	15-Jun	08:36:58	0.071
9	15-Jun	06:59:58	0.046	58	15-Jun	07:48:58	0.141	107	15-Jun	08:37:58	0.049
10	15-Jun	07:00:58	0.526	59	15-Jun	07:49:58	0.049	108	15-Jun	08:38:58	0.115
11	15-Jun	07:01:58	0.124	60	15-Jun	07:50:58	0.208	109	15-Jun	08:39:58	0.036
12	15-Jun	07:02:58	0.084	61	15-Jun	07:51:58	0.147	110	15-Jun	08:40:58	0.016
13	15-Jun	07:03:58	0.045	62	15-Jun	07:52:58	0.104	111	15-Jun	08:41:58	0.044
14	15-Jun	07:04:58	0.263	63	15-Jun	07:53:58	0.03	112	15-Jun	08:42:58	0.018
15	15-Jun	07:05:58	0.292	64	15-Jun	07:54:58	0.04	113	15-Jun	08:43:58	0.031
16	15-Jun	07:06:58	0.078	65	15-Jun	07:55:58	0.02	114	15-Jun	08:44:58	0.017
17	15-Jun	07:07:58	0.083	66	15-Jun	07:56:58	0.029	115	15-Jun	08:45:58	0.015
18	15-Jun	07:08:58	4.2	67	15-Jun	07:57:58	0.059	116	15-Jun	08:46:58	0.092
19	15-Jun	07:09:58	0.771	68	15-Jun	07:58:58	0.052	117	15-Jun	08:47:58	0.054
20	15-Jun	07:10:58	0.431	69	15-Jun	07:59:58	0.026	118	15-Jun	08:48:58	0.04
21	15-Jun	07:11:58	0.338	70	15-Jun	08:00:58	0.024	119	15-Jun	08:49:58	0.018
22	15-Jun	07:12:58	0.112	71	15-Jun	08:01:58	0.028	120	15-Jun	08:50:58	0.016
23	15-Jun	07:13:58	0.827	72	15-Jun	08:02:58	0.044	121	15-Jun	08:51:58	0.047
24	15-Jun	07:14:58	0.037	73	15-Jun	08:03:58	0.041	122	15-Jun	08:52:58	0.054
25	15-Jun	07:15:58	0.097	74	15-Jun	08:04:58	0.024	123	15-Jun	08:53:58	0.072
26	15-Jun	07:16:58	0.127	75	15-Jun	08:05:58	0.024	124	15-Jun	08:54:58	0.046
27	15-Jun	07:17:58	0.133	76	15-Jun	08:06:58	0.029	125	15-Jun	08:55:58	0.048
28	15-Jun	07:18:58	0.121	77	15-Jun	08:07:58	0.02	126	15-Jun	08:56:58	0.105
29	15-Jun	07:19:58	0.065	78	15-Jun	08:08:58	0.03	127	15-Jun	08:57:58	0.057
30	15-Jun	07:20:58	0.065	79	15-Jun	08:09:58	0.027	128	15-Jun	08:58:58	0.158
31	15-Jun	07:21:58	0.078	80	15-Jun	08:10:58	0.025	129	15-Jun	08:59:58	0.136
32	15-Jun	07:22:58	0.036	81	15-Jun	08:11:58	0.03	130	15-Jun	09:00:58	0.127
33	15-Jun	07:23:58	0.069	82	15-Jun	08:12:58	0.01	131	15-Jun	09:01:58	0.127
34	15-Jun	07:24:58	0.266	83	15-Jun	08:13:58	0.051	132	15-Jun	09:02:58	0.098
35	15-Jun	07:25:58	0.285	84	15-Jun	08:14:58	0.017	133	15-Jun	09:03:58	0.073
36	15-Jun	07:26:58	0.179	85	15-Jun	08:15:58	0.039	134	15-Jun	09:04:58	0.076
37	15-Jun	07:27:58	0.142	86	15-Jun	08:16:58	0.019	135	15-Jun	09:05:58	0.179
38	15-Jun	07:28:58	0.037	87	15-Jun	08:17:58	0.01	136	15-Jun	09:06:58	0.06
39	15-Jun	07:29:58	0.153	88	15-Jun	08:18:58	0.026	137	15-Jun	09:07:58	0.069
40	15-Jun	07:30:58	0.202	89	15-Jun	08:19:58	0.02	138	15-Jun	09:08:58	0.088
41	15-Jun	07:31:58	0.336	90	15-Jun	08:20:58	0.025	139	15-Jun	09:09:58	0.108
42	15-Jun	07:32:58	0.225	91	15-Jun	08:21:58	0.028	140	15-Jun	09:10:58	0.047
43	15-Jun	07:33:58	0.258	92	15-Jun	08:22:58	0.019	141	15-Jun	09:11:58	0.065
44	15-Jun	07:34:58	0.233	93	15-Jun	08:23:58	0.035	142	15-Jun	09:12:58	0.027
45	15-Jun	07:35:58	0.199	94	15-Jun	08:24:58	0.013	143	15-Jun	09:13:58	0.106
46	15-Jun	07:36:58	0.107	95	15-Jun	08:25:58	0.026	144	15-Jun	09:14:58	0.049
47	15-Jun	07:37:58	0.133	96	15-Jun	08:26:58	0.028	145	15-Jun	09:15:58	0.114
48	15-Jun	07:38:58	0.14	97	15-Jun	08:27:58	0.031	146	15-Jun	09:16:58	0.118
49	15-Jun	07:39:58	0.099	98	15-Jun	08:28:58	0.054	147	15-Jun	09:17:58	0.071

Point	Date	Time	Average Conc. (mg/m³)	Point	Date	Time	Average Conc. (mg/m³)	Point	Date	Time	Average Conc. (mg/m³)
148	15-Jun	09:18:58	0.027	213	15-Jun	10:23:58	0.145	278	15-Jun	11:28:58	0.03
149	15-Jun	09:19:58	0.05	214	15-Jun	10:24:58	0.212	279	15-Jun	11:29:58	0.087
150	15-Jun	09:20:58	0.167	215	15-Jun	10:25:58	0.063	280	15-Jun	11:30:58	0.043
151	15-Jun	09:21:58	0.102	216	15-Jun	10:26:58	0.059	281	15-Jun	11:31:58	0.073
152	15-Jun	09:22:58	0.102	217	15-Jun	10:27:58	0.06	282	15-Jun	11:32:58	0.088
153	15-Jun	09:23:58	0.08	218	15-Jun	10:28:58	0.105	283	15-Jun	11:33:58	0.095
154	15-Jun	09:24:58	0.102	219	15-Jun	10:29:58	0.076	284	15-Jun	11:34:58	0.117
155	15-Jun	09:25:58	0.055	220	15-Jun	10:30:58	0.065	285	15-Jun	11:35:58	0.089
156	15-Jun	09:26:58	0.067	221	15-Jun	10:31:58	0.055	286	15-Jun	11:36:58	0.192
157	15-Jun	09:27:58	0.082	222	15-Jun	10:32:58	0.019	287	15-Jun	11:37:58	0.051
158	15-Jun	09:28:58	0.103	223	15-Jun	10:33:58	0.069	288	15-Jun	11:38:58	0.022
159	15-Jun	09:29:58	0.075	224	15-Jun	10:34:58	0.041	289	15-Jun	11:39:58	0.041
160	15-Jun	09:30:58	0.335	225	15-Jun	10:35:58	0.022	290	15-Jun	11:40:58	0.183
161	15-Jun	09:31:58	0.019	226	15-Jun	10:36:58	0.022	291	15-Jun	11:41:58	0.062
162	15-Jun	09:32:58	0.269	227	15-Jun	10:37:58	0.016	292	15-Jun	11:42:58	0.036
163	15-Jun	09:33:58	0.109	228	15-Jun	10:38:58	0.017	293	15-Jun	11:43:58	0.024
164	15-Jun	09:34:58	0.056	229	15-Jun	10:39:58	0.068	294	15-Jun	11:44:58	0.027
165	15-Jun	09:35:58	0.08	230	15-Jun	10:40:58	0.048	295	15-Jun	11:45:58	0.025
166	15-Jun	09:36:58	0.065	231	15-Jun	10:41:58	0.039	296	15-Jun	11:46:58	0.066
167	15-Jun	09:37:58	0.068	232	15-Jun	10:42:58	0.031	297	15-Jun	11:47:58	0.025
168	15-Jun	09:38:58	0.1	233	15-Jun	10:43:58	0.05	298	15-Jun	11:48:58	0.029
169	15-Jun	09:39:58	0.082	234	15-Jun	10:44:58	0.107	299	15-Jun	11:49:58	0.06
170	15-Jun	09:40:58	0.116	235	15-Jun	10:45:58	0.046	300	15-Jun	11:50:58	0.223
171	15-Jun	09:41:58	0.065	236	15-Jun	10:46:58	0.046	301	15-Jun	11:51:58	0.048
172	15-Jun	09:42:58	0.087	237	15-Jun	10:47:58	0.016	302	15-Jun	11:52:58	0.022
173	15-Jun	09:43:58	0.12	238	15-Jun	10:48:58	0.023	303	15-Jun	11:53:58	0.039
174	15-Jun	09:44:58	0.073	239	15-Jun	10:49:58	0.057	304	15-Jun	11:54:58	0.087
175	15-Jun	09:45:58	0.065	240	15-Jun	10:50:58	0.057	305	15-Jun	11:55:58	0.188
176	15-Jun	09:46:58	0.111	241	15-Jun	10:51:58	0.038	306	15-Jun	11:56:58	0.124
177	15-Jun	09:47:58	0.1	242	15-Jun	10:52:58	0.031	307	15-Jun	11:57:58	0.071
178	15-Jun	09:48:58	0.045	243	15-Jun	10:53:58	0.04	308	15-Jun	11:58:58	0.066
179	15-Jun	09:49:58	0.094	244	15-Jun	10:54:58	0.039	309	15-Jun	11:59:58	0.05
180	15-Jun	09:50:58	0.043	245	15-Jun	10:55:58	0.124	310	15-Jun	12:00:58	0.179
181	15-Jun	09:51:58	0.045	246	15-Jun	10:56:58	0.402	311	15-Jun	12:01:58	0.048
182	15-Jun	09:52:58	0.098	247	15-Jun	10:57:58	0.036	312	15-Jun	12:02:58	0.02
183	15-Jun	09:53:58	0.066	248	15-Jun	10:58:58	0.017	313	15-Jun	12:03:58	0.016
184	15-Jun	09:54:58	1.353	249	15-Jun	10:59:58	0.024	314	15-Jun	12:04:58	0.017
185	15-Jun	09:55:58	0.142	250	15-Jun	11:00:58	0.015	315	15-Jun	12:05:58	0.018
186	15-Jun	09:56:58	0.102	251	15-Jun	11:01:58	0.108	316	15-Jun	12:06:58	0.012
187	15-Jun	09:57:58	0.031	252	15-Jun	11:02:58	0.073	317	15-Jun	12:07:58	0.024
188	15-Jun	09:58:58	0.048	253	15-Jun	11:03:58	0.022	318	15-Jun	12:08:58	0.036
189	15-Jun	09:59:58	0.043	254	15-Jun	11:04:58	0.028	319	15-Jun	12:09:58	0.02
190	15-Jun	10:00:58	0.101	255	15-Jun	11:05:58	0.025	320	15-Jun	12:10:58	0.029
191	15-Jun	10:01:58	0.067	256	15-Jun	11:06:58	0.08	321	15-Jun	12:11:58	0.064
192	15-Jun	10:02:58	0.122	257	15-Jun	11:07:58	0.043	322	15-Jun	12:12:58	0.067
193	15-Jun	10:03:58	0.087	258	15-Jun	11:08:58	0.054	323	15-Jun	12:13:58	0.069
194	15-Jun	10:04:58	0.054	259	15-Jun	11:09:58	0.028	324	15-Jun	12:14:58	0.021
195	15-Jun	10:05:58	0.07	260	15-Jun	11:10:58	0.037	325	15-Jun	12:15:58	0.014
196	15-Jun	10:06:58	0.186	261	15-Jun	11:11:58	0.06	326	15-Jun	12:16:58	0.017
197	15-Jun	10:07:58	0.109	262	15-Jun	11:12:58	0.055	327	15-Jun	12:17:58	0.019
198	15-Jun	10:08:58	0.061	263	15-Jun	11:13:58	0.022	328	15-Jun	12:18:58	0.021
199	15-Jun	10:09:58	0.053	264	15-Jun	11:14:58	0.021	329	15-Jun	12:19:58	0.021
200	15-Jun	10:10:58	0.064	265	15-Jun	11:15:58	0.031	330	15-Jun	12:20:58	0.015
201	15-Jun	10:11:58	0.104	266	15-Jun	11:16:58	0.034	331	15-Jun	12:21:58	0.055
202	15-Jun	10:12:58	0.045	267	15-Jun	11:17:58	0.023	332	15-Jun	12:22:58	0.02
203	15-Jun	10:13:58	0.059	268	15-Jun	11:18:58	0.033	333	15-Jun	12:23:58	0.053
204	15-Jun	10:14:58	0.079	269	15-Jun	11:19:58	0.019	334	15-Jun	12:24:58	0.017
205	15-Jun	10:15:58	0.095	270	15-Jun	11:20:58	0.027	335	15-Jun	12:25:58	0.054
206	15-Jun	10:16:58	0.091	271	15-Jun	11:21:58	0.065	336	15-Jun	12:26:58	0.102
207	15-Jun	10:17:58	0.1	272	15-Jun	11:22:58	0.034	337	15-Jun	12:27:58	0.039
208	15-Jun	10:18:58	0.109	273	15-Jun	11:23:58	0.039	338	15-Jun	12:28:58	0.039
209	15-Jun	10:19:58	0.078	274	15-Jun	11:24:58	0.075	339	15-Jun	12:29:58	0.017
210	15-Jun	10:20:58	0.098	275	15-Jun	11:25:58	0.075	340	15-Jun	12:30:58	0.034
211	15-Jun	10:21:58	0.076	276	15-Jun	11:26:58	0.065	341	15-Jun	12:31:58	0.045
212	15-Jun	10:22:58	0.146	277	15-Jun	11:27:58	0.089	342	15-Jun	12:32:58	0.03

Point	Date	Time	Average Conc. (mg/m³)	Point	Date	Time	Average Conc. (mg/m³)	Point	Date	Time	Average Conc. (mg/m³)
343	15-Jun	12:33:58	0.044	408	15-Jun	13:38:58	0.023	473	15-Jun	14:43:58	0.095
344	15-Jun	12:34:58	0.021	409	15-Jun	13:39:58	0.039	474	15-Jun	14:44:58	0.08
345	15-Jun	12:35:58	0.214	410	15-Jun	13:40:58	0.044	475	15-Jun	14:45:58	0.09
346	15-Jun	12:36:58	0.02	411	15-Jun	13:41:58	0.042	476	15-Jun	14:46:58	0.127
347	15-Jun	12:37:58	0.05	412	15-Jun	13:42:58	0.031	477	15-Jun	14:47:58	0.174
348	15-Jun	12:38:58	0.053	413	15-Jun	13:43:58	0.021	478	15-Jun	14:48:58	0.058
349	15-Jun	12:39:58	0.171	414	15-Jun	13:44:58	0.038	479	15-Jun	14:49:58	0.07
350	15-Jun	12:40:58	0.026	415	15-Jun	13:45:58	0.026	480	15-Jun	14:50:58	0.093
351	15-Jun	12:41:58	0.041	416	15-Jun	13:46:58	0.02	481	15-Jun	14:51:58	0.162
352	15-Jun	12:42:58	0.013	417	15-Jun	13:47:58	0.053	482	15-Jun	14:52:58	0.214
353	15-Jun	12:43:58	0.039	418	15-Jun	13:48:58	0.28	483	15-Jun	14:53:58	0.079
354	15-Jun	12:44:58	0.038	419	15-Jun	13:49:58	0.03	484	15-Jun	14:54:58	0.059
355	15-Jun	12:45:58	0.037	420	15-Jun	13:50:58	0.044	485	15-Jun	14:55:58	0.089
356	15-Jun	12:46:58	0.083	421	15-Jun	13:51:58	0.088	486	15-Jun	14:56:58	0.136
357	15-Jun	12:47:58	0.051	422	15-Jun	13:52:58	0.087	487	15-Jun	14:57:58	0.092
358	15-Jun	12:48:58	0.031	423	15-Jun	13:53:58	0.043	488	15-Jun	14:58:58	0.074
359	15-Jun	12:49:58	0.138	424	15-Jun	13:54:58	0.055	489	15-Jun	14:59:58	0.153
360	15-Jun	12:50:58	0.025	425	15-Jun	13:55:58	0.16	490	15-Jun	15:00:58	0.08
361	15-Jun	12:51:58	0.029	426	15-Jun	13:56:58	0.116	491	15-Jun	15:01:58	0.068
362	15-Jun	12:52:58	0.036	427	15-Jun	13:57:58	0.122	492	15-Jun	15:02:58	0.057
363	15-Jun	12:53:58	0.05	428	15-Jun	13:58:58	0.103	493	15-Jun	15:03:58	0.059
364	15-Jun	12:54:58	0.03	429	15-Jun	13:59:58	0.034	494	15-Jun	15:04:58	0.081
365	15-Jun	12:55:58	0.091	430	15-Jun	14:00:58	0.047	495	15-Jun	15:05:58	0.228
366	15-Jun	12:56:58	0.145	431	15-Jun	14:01:58	0.231	496	15-Jun	15:06:58	0.184
367	15-Jun	12:57:58	0.092	432	15-Jun	14:02:58	0.037	497	15-Jun	15:07:58	0.147
368	15-Jun	12:58:58	0.132	433	15-Jun	14:03:58	0.054	498	15-Jun	15:08:58	0.129
369	15-Jun	12:59:58	0.162	434	15-Jun	14:04:58	0.03	499	15-Jun	15:09:58	0.149
370	15-Jun	13:00:58	0.176	435	15-Jun	14:05:58	0.117	500	15-Jun	15:10:58	0.082
371	15-Jun	13:01:58	0.271	436	15-Jun	14:06:58	0.08	501	15-Jun	15:11:58	0.057
372	15-Jun	13:02:58	0.155	437	15-Jun	14:07:58	0.199	502	15-Jun	15:12:58	0.101
373	15-Jun	13:03:58	0.085	438	15-Jun	14:08:58	0.118	503	15-Jun	15:13:58	0.093
374	15-Jun	13:04:58	0.09	439	15-Jun	14:09:58	0.074	504	15-Jun	15:14:58	0.096
375	15-Jun	13:05:58	0.197	440	15-Jun	14:10:58	0.053	505	15-Jun	15:15:58	0.113
376	15-Jun	13:06:58	0.031	441	15-Jun	14:11:58	0.049	506	15-Jun	15:16:58	0.068
377	15-Jun	13:07:58	0.045	442	15-Jun	14:12:58	0.073	507	15-Jun	15:17:58	0.059
378	15-Jun	13:08:58	0.027	443	15-Jun	14:13:58	0.094	508	15-Jun	15:18:58	0.142
379	15-Jun	13:09:58	0.011	444	15-Jun	14:14:58	0.084	509	15-Jun	15:19:58	0.178
380	15-Jun	13:10:58	0.04	445	15-Jun	14:15:58	0.02	510	15-Jun	15:20:58	0.114
381	15-Jun	13:11:58	0.03	446	15-Jun	14:16:58	0.016	511	15-Jun	15:21:58	0.145
382	15-Jun	13:12:58	0.018	447	15-Jun	14:17:58	0.133	512	15-Jun	15:22:58	0.098
383	15-Jun	13:13:58	0.055	448	15-Jun	14:18:58	0.136	513	15-Jun	15:23:58	0.031
384	15-Jun	13:14:58	0.114	449	15-Jun	14:19:58	0.106	514	15-Jun	15:24:58	0.146
385	15-Jun	13:15:58	0.096	450	15-Jun	14:20:58	0.101	515	15-Jun	15:25:58	0.159
386	15-Jun	13:16:58	0.102	451	15-Jun	14:21:58	0.071	516	15-Jun	15:26:58	0.471
387	15-Jun	13:17:58	0.101	452	15-Jun	14:22:58	0.053	517	15-Jun	15:27:58	0.16
388	15-Jun	13:18:58	0.049	453	15-Jun	14:23:58	0.039	518	15-Jun	15:28:58	0.309
389	15-Jun	13:19:58	0.054	454	15-Jun	14:24:58	0.251	519	15-Jun	15:29:58	0.131
390	15-Jun	13:20:58	0.086	455	15-Jun	14:25:58	0.1	520	15-Jun	15:30:58	0.307
391	15-Jun	13:21:58	0.139	456	15-Jun	14:26:58	0.07	521	15-Jun	15:31:58	0.147
392	15-Jun	13:22:58	0.11	457	15-Jun	14:27:58	0.107	522	15-Jun	15:32:58	0.399
393	15-Jun	13:23:58	0.058	458	15-Jun	14:28:58	0.118	523	15-Jun	15:33:58	0.132
394	15-Jun	13:24:58	0.064	459	15-Jun	14:29:58	0.086	524	15-Jun	15:34:58	0.155
395	15-Jun	13:25:58	0.145	460	15-Jun	14:30:58	0.074	525	15-Jun	15:35:58	0.115
396	15-Jun	13:26:58	0.246	461	15-Jun	14:31:58	0.149	526	15-Jun	15:36:58	0.111
397	15-Jun	13:27:58	0.101	462	15-Jun	14:32:58	0.087	527	15-Jun	15:37:58	0.093
398	15-Jun	13:28:58	0.051	463	15-Jun	14:33:58	0.073	528	15-Jun	15:38:58	0.08
399	15-Jun	13:29:58	0.233	464	15-Jun	14:34:58	0.074	529	15-Jun	15:39:58	0.018
400	15-Jun	13:30:58	0.061	465	15-Jun	14:35:58	0.028	530	15-Jun	15:40:58	0.095
401	15-Jun	13:31:58	0.09	466	15-Jun	14:36:58	0.034	531	15-Jun	15:41:58	0.118
402	15-Jun	13:32:58	0.194	467	15-Jun	14:37:58	0.052	532	15-Jun	15:42:58	0.113
403	15-Jun	13:33:58	0.113	468	15-Jun	14:38:58	0.176	533	15-Jun	15:43:58	0.138
404	15-Jun	13:34:58	0.026	469	15-Jun	14:39:58	0.176	534	15-Jun	15:44:58	0.199
405	15-Jun	13:35:58	0.016	470	15-Jun	14:40:58	0.112	535	15-Jun	15:45:58	0.161
406	15-Jun	13:36:58	0.012	471	15-Jun	14:41:58	0.062	536	15-Jun	15:46:58	0.106
407	15-Jun	13:37:58	0.019	472	15-Jun	14:42:58	0.116	537	15-Jun	15:47:58	0.065

Point	Date	Time	Average Conc. (mg/m³)
538	15-Jun	15:48:58	0.087
539	15-Jun	15:49:58	0.098
540	15-Jun	15:50:58	0.053
541	15-Jun	15:51:58	0.074
542	15-Jun	15:52:58	0.109
543	15-Jun	15:53:58	0.164
544	15-Jun	15:54:58	0.114
545	15-Jun	15:55:58	0.078
546	15-Jun	15:56:58	0.041
547	15-Jun	15:57:58	0.039
548	15-Jun	15:58:58	0.065
549	15-Jun	15:59:58	0.04
550	15-Jun	16:00:58	0.043
551	15-Jun	16:01:58	0.054
552	15-Jun	16:02:58	0.081
553	15-Jun	16:03:58	0.048
554	15-Jun	16:04:58	0.06
555	15-Jun	16:05:58	0.071
556	15-Jun	16:06:58	0.041
557	15-Jun	16:07:58	0.084
558	15-Jun	16:08:58	0.072
559	15-Jun	16:09:58	0.051
560	15-Jun	16:10:58	0.037
561	15-Jun	16:11:58	0.047
562	15-Jun	16:12:58	0.073
563	15-Jun	16:13:58	0.026
564	15-Jun	16:14:58	0.022
565	15-Jun	16:15:58	0.074
566	15-Jun	16:16:58	0.045
567	15-Jun	16:17:58	0.068
568	15-Jun	16:18:58	0.035
569	15-Jun	16:19:58	0.036
570	15-Jun	16:20:58	0.038
571	15-Jun	16:21:58	0.016
572	15-Jun	16:22:58	0.026
573	15-Jun	16:23:58	0.074
574	15-Jun	16:24:58	0.08
575	15-Jun	16:25:58	0.019
576	15-Jun	16:26:58	0.104
577	15-Jun	16:27:58	0.125
578	15-Jun	16:28:58	0.063
579	15-Jun	16:29:58	0.027
580	15-Jun	16:30:58	0.026
581	15-Jun	16:31:58	0.039
582	15-Jun	16:32:58	0.05
583	15-Jun	16:33:58	0.037
584	15-Jun	16:34:58	0.053
585	15-Jun	16:35:58	0.022
586	15-Jun	16:36:58	0.026
587	15-Jun	16:37:58	0.058
588	15-Jun	16:38:58	0.442
589	15-Jun	16:39:58	0.277
590	15-Jun	16:40:58	0.083
591	15-Jun	16:41:58	0.038
592	15-Jun	16:42:58	0.063
593	15-Jun	16:43:58	0.872
594	15-Jun	16:44:58	0.024
595	15-Jun	16:45:58	1.296
596	15-Jun	16:46:58	0.171
597	15-Jun	16:47:58	0.382
598	15-Jun	16:48:58	0.198
599	15-Jun	16:49:58	0.243
600	15-Jun	16:50:58	0.537
601	15-Jun	16:51:58	0.067
602	15-Jun	16:52:58	0.043
603	15-Jun	16:53:58	0.086
604	15-Jun	16:54:58	0.125
605	15-Jun	16:55:58	0.066
606	15-Jun	16:56:58	0.049
607	15-Jun	16:57:58	0.023
608	15-Jun	16:58:58	0.017
609	15-Jun	16:59:58	0.063
610	15-Jun	17:00:58	0.147
611	15-Jun	17:01:58	0.043
612	15-Jun	17:02:58	0.052
613	15-Jun	17:03:58	0.113
614	15-Jun	17:04:58	0.075
615	15-Jun	17:05:58	0.086
616	15-Jun	17:06:58	0.035
617	15-Jun	17:07:58	0.053
618	15-Jun	17:08:58	0.086
619	15-Jun	17:09:58	0.018
620	15-Jun	17:10:58	0.019
621	15-Jun	17:11:58	0.202
622	15-Jun	17:12:58	0.124
623	15-Jun	17:13:58	0.084
624	15-Jun	17:14:58	0.143
625	15-Jun	17:15:58	0.081
626	15-Jun	17:16:58	0.109
627	15-Jun	17:17:58	0.202
628	15-Jun	17:18:58	0.234
629	15-Jun	17:19:58	0.173
630	15-Jun	17:20:58	0.154
631	15-Jun	17:21:58	0.125
632	15-Jun	17:22:58	0.07
633	15-Jun	17:23:58	0.065
634	15-Jun	17:24:58	0.062
635	15-Jun	17:25:58	0.069

16 June, 2009

pDR-1000
User ID: EB-1 and EB-2
Tag Number:
Number of logged points: 269
Start time and date: 06:59:50 16-Jun
Elapsed time: 04:29:00
Logging period (sec): 60
Calibration Factor (%): 100
Max Display Concentration: 27.323 mg/m³
Time at maximum: 15:17:01 Jun 16
Max STEL Concentration: 1.907 mg/m³
Time at max STEL: 15:20:24 Jun 16
Overall Avg Conc: 0.236 mg/m³

Point	Date	Time	Average Conc. (mg/m³)	Point	Date	Time	Average Conc. (mg/m³)	Point	Date	Time	Average Conc. (mg/m³)
1	16-Jun	07:00:50	0.021	50	16-Jun	07:49:50	0.045	99	16-Jun	12:42:24	0.032
2	16-Jun	07:01:50	0.035	51	16-Jun	07:50:50	0.072	100	16-Jun	12:43:24	0.123
3	16-Jun	07:02:50	0.027	52	16-Jun	07:51:50	0.149	101	16-Jun	12:44:24	0.238
4	16-Jun	07:03:50	0.006	53	16-Jun	07:52:50	0.076	102	16-Jun	12:45:24	0.03
5	16-Jun	07:04:50	0.286	54	16-Jun	07:53:50	0.026	103	16-Jun	12:46:24	0.947
6	16-Jun	07:05:50	0.281	55	16-Jun	07:54:50	0.063	104	16-Jun	12:47:24	2.412
7	16-Jun	07:06:50	0.07	56	16-Jun	07:55:50	0.068	105	16-Jun	12:48:24	0.095
8	16-Jun	07:07:50	0.038	57	16-Jun	07:56:50	0.061	106	16-Jun	12:49:24	0.087
9	16-Jun	07:08:50	0.044	58	16-Jun	07:57:50	0.031	107	16-Jun	12:50:24	0.352
10	16-Jun	07:09:50	0.034	59	16-Jun	07:58:50	0.062	108	16-Jun	12:51:24	1.281
11	16-Jun	07:10:50	0.107	60	16-Jun	07:59:50	0.016	109	16-Jun	12:52:24	0.117
12	16-Jun	07:11:50	0.141	61	16-Jun	08:00:50	0.021	110	16-Jun	12:53:24	0.52
13	16-Jun	07:12:50	0.297	62	16-Jun	08:01:50	0.048	111	16-Jun	12:54:24	0.315
14	16-Jun	07:13:50	0.043	63	16-Jun	08:02:50	0.042	112	16-Jun	12:55:24	0.018
15	16-Jun	07:14:50	0.053	64	16-Jun	08:03:50	0.054	113	16-Jun	12:56:24	0.087
16	16-Jun	07:15:50	0.035	65	16-Jun	10:02:09	0.142	114	16-Jun	12:57:24	0.099
17	16-Jun	07:16:50	0.025	66	16-Jun	10:03:09	0.054	115	16-Jun	12:58:24	0.016
18	16-Jun	07:17:50	0.015	67	16-Jun	10:04:09	0.046	116	16-Jun	12:59:24	0.016
19	16-Jun	07:18:50	0.016	68	16-Jun	10:05:09	0.087	117	16-Jun	13:00:24	0.02
20	16-Jun	07:19:50	0.007	69	16-Jun	10:06:09	0.079	118	16-Jun	13:01:24	0.011
21	16-Jun	07:20:50	0.006	70	16-Jun	10:07:09	0.035	119	16-Jun	13:02:24	0.022
22	16-Jun	07:21:50	0.017	71	16-Jun	10:08:09	0.106	120	16-Jun	13:03:24	0.015
23	16-Jun	07:22:50	0.011	72	16-Jun	11:43:00	0.037	121	16-Jun	13:04:24	0.012
24	16-Jun	07:23:50	0.115	73	16-Jun	11:44:00	0.06	122	16-Jun	13:05:24	0.034
25	16-Jun	07:24:50	0.076	74	16-Jun	11:45:00	0.026	123	16-Jun	13:06:24	0.894
26	16-Jun	07:25:50	0.058	75	16-Jun	11:46:00	0.021	124	16-Jun	13:07:24	0.146
27	16-Jun	07:26:50	0.066	76	16-Jun	11:47:00	0.029	125	16-Jun	13:08:24	0.029
28	16-Jun	07:27:50	0.335	77	16-Jun	11:48:00	0.025	126	16-Jun	13:09:24	0.033
29	16-Jun	07:28:50	0.106	78	16-Jun	11:49:00	0.021	127	16-Jun	13:10:24	0.018
30	16-Jun	07:29:50	0.56	79	16-Jun	11:50:00	0.029	128	16-Jun	13:11:24	0.018
31	16-Jun	07:30:50	0.025	80	16-Jun	11:51:00	0.267	129	16-Jun	13:12:24	0.069
32	16-Jun	07:31:50	0.026	81	16-Jun	11:52:00	0.241	130	16-Jun	13:13:24	0.039
33	16-Jun	07:32:50	0.013	82	16-Jun	11:53:00	0.01	131	16-Jun	13:14:24	0.023
34	16-Jun	07:33:50	0.346	83	16-Jun	11:54:00	0.056	132	16-Jun	13:15:24	0.019
35	16-Jun	07:34:50	0.228	84	16-Jun	11:55:00	0.021	133	16-Jun	13:16:24	0.011
36	16-Jun	07:35:50	0.06	85	16-Jun	11:56:00	0.032	134	16-Jun	13:17:24	0.021
37	16-Jun	07:36:50	0.262	86	16-Jun	11:57:00	0.017	135	16-Jun	13:18:24	0.027
38	16-Jun	07:37:50	0.182	87	16-Jun	11:58:00	0.179	136	16-Jun	13:19:24	0.037
39	16-Jun	07:38:50	0.588	88	16-Jun	11:59:00	0.114	137	16-Jun	13:20:24	0.277
40	16-Jun	07:39:50	0.209	89	16-Jun	12:00:00	0.193	138	16-Jun	13:21:24	0.135
41	16-Jun	07:40:50	0.137	90	16-Jun	12:01:00	0.014	139	16-Jun	13:22:24	0.046
42	16-Jun	07:41:50	0.268	91	16-Jun	12:02:00	0.052	140	16-Jun	13:23:24	0.028
43	16-Jun	07:42:50	0.102	92	16-Jun	12:03:00	0.054	141	16-Jun	13:24:24	0.017
44	16-Jun	07:43:50	0.171	93	16-Jun	12:04:00	0.078	142	16-Jun	13:25:24	0.01
45	16-Jun	07:44:50	0.142	94	16-Jun	12:05:00	0.011	143	16-Jun	13:26:24	0.09
46	16-Jun	07:45:50	0.076	95	16-Jun	12:06:00	0.043	144	16-Jun	13:27:24	0.04
47	16-Jun	07:46:50	0.057	96	16-Jun	12:07:00	0.017	145	16-Jun	13:28:24	0.035
48	16-Jun	07:47:50	0.057	97	16-Jun	12:08:00	0.039	146	16-Jun	13:29:24	0.096
49	16-Jun	07:48:50	0.144	98	16-Jun	12:41:24	0.106	147	16-Jun	13:30:24	0.108

Point	Date	Time	Average Conc. (mg/m³)
148	16-Jun	13:31:24	0.028
149	16-Jun	13:32:24	0.157
150	16-Jun	13:33:24	0.084
151	16-Jun	13:34:24	0.089
152	16-Jun	13:35:24	0.095
153	16-Jun	13:36:24	0.054
154	16-Jun	13:37:24	2.077
155	16-Jun	13:38:24	0.332
156	16-Jun	13:39:24	0.265
157	16-Jun	13:40:24	0.156
158	16-Jun	13:41:24	0.124
159	16-Jun	13:42:24	0.197
160	16-Jun	13:43:24	0.409
161	16-Jun	13:44:24	0.246
162	16-Jun	13:45:24	0.384
163	16-Jun	13:46:24	0.03
164	16-Jun	13:47:24	0.44
165	16-Jun	13:48:24	0.039
166	16-Jun	13:49:24	0.057
167	16-Jun	13:50:24	0.024
168	16-Jun	13:51:24	0.036
169	16-Jun	13:52:24	0.006
170	16-Jun	13:53:24	0.152
171	16-Jun	13:54:24	0.045
172	16-Jun	13:55:24	0.161
173	16-Jun	13:56:24	0.037
174	16-Jun	13:57:24	0.145
175	16-Jun	13:58:24	0.28
176	16-Jun	13:59:24	0.02
177	16-Jun	14:00:24	0.037
178	16-Jun	14:01:24	0.036
179	16-Jun	14:02:24	0.038
180	16-Jun	14:03:24	0.014
181	16-Jun	14:04:24	0.025
182	16-Jun	14:05:24	0.122
183	16-Jun	14:06:24	0.09
184	16-Jun	14:07:24	0.368
185	16-Jun	14:08:24	0.237
186	16-Jun	14:09:24	0.208
187	16-Jun	14:10:24	0.297
188	16-Jun	14:11:24	0.172
189	16-Jun	14:12:24	0.04
190	16-Jun	14:13:24	0.106
191	16-Jun	14:14:24	0.152
192	16-Jun	14:15:24	0.014
193	16-Jun	14:16:24	0.179
194	16-Jun	14:17:24	0.083
195	16-Jun	14:18:24	0.104
196	16-Jun	14:19:24	0.076
197	16-Jun	14:20:24	0.027
198	16-Jun	14:21:24	0.06
199	16-Jun	14:22:24	0.376
200	16-Jun	14:23:24	0.024
201	16-Jun	14:24:24	0.01
202	16-Jun	14:25:24	0.007
203	16-Jun	14:26:24	0.09
204	16-Jun	14:27:24	0.051
205	16-Jun	14:28:24	0.031
206	16-Jun	14:29:24	0.021
207	16-Jun	14:30:24	0.005
208	16-Jun	14:31:24	0
209	16-Jun	14:32:24	0.027
210	16-Jun	14:33:24	0.19
211	16-Jun	14:34:24	0.023
212	16-Jun	14:35:24	0.006
213	16-Jun	14:36:24	0.002
214	16-Jun	14:37:24	0.028
215	16-Jun	14:38:24	0.069
216	16-Jun	14:39:24	0.487
217	16-Jun	14:40:24	0.002
218	16-Jun	14:41:24	0.018
219	16-Jun	14:42:24	0
220	16-Jun	14:43:24	0.011
221	16-Jun	14:44:24	0.206
222	16-Jun	14:45:24	0.02
223	16-Jun	14:46:24	0.001
224	16-Jun	14:47:24	0.005
225	16-Jun	14:48:24	0.004
226	16-Jun	14:49:24	0.002
227	16-Jun	14:50:24	0.216
228	16-Jun	14:51:24	0.566
229	16-Jun	14:52:24	0.277
230	16-Jun	14:53:24	0.156
231	16-Jun	14:54:24	0.093
232	16-Jun	14:55:24	0.342
233	16-Jun	14:56:24	0.108
234	16-Jun	14:57:24	0.075
235	16-Jun	14:58:24	0.086
236	16-Jun	14:59:24	0.14
237	16-Jun	15:00:24	0.141
238	16-Jun	15:01:24	0.089
239	16-Jun	15:02:24	0.255
240	16-Jun	15:03:24	0.504
241	16-Jun	15:04:24	0.111
242	16-Jun	15:05:24	0.504
243	16-Jun	15:06:24	0.213
244	16-Jun	15:07:24	0.412
245	16-Jun	15:08:24	0.12
246	16-Jun	15:09:24	0.015
247	16-Jun	15:10:24	0.133
248	16-Jun	15:11:24	0.892
249	16-Jun	15:12:24	1.152
250	16-Jun	15:13:24	0.892
251	16-Jun	15:14:24	1.345
252	16-Jun	15:15:24	5.6
253	16-Jun	15:16:24	3.926
254	16-Jun	15:17:24	10.25
255	16-Jun	15:18:24	2.745
256	16-Jun	15:19:24	0.277
257	16-Jun	15:20:24	0.642
258	16-Jun	15:21:24	0.044
259	16-Jun	15:22:24	0.024
260	16-Jun	15:23:24	0.402
261	16-Jun	15:24:24	0.156
262	16-Jun	15:25:24	0.027
263	16-Jun	15:26:24	0.034
264	16-Jun	15:27:24	0.187
265	16-Jun	15:28:24	0.371
266	16-Jun	15:29:24	0.271
267	16-Jun	15:30:24	0.631
268	16-Jun	15:31:24	0.138
269	16-Jun	15:32:24	0.078

17 June, 2009

pDR-1000 S/N: 05156
User ID: EB-2
Tag Number: 04
Number of logged points: 512
Start time and date: 07:02:30 17-Jun
Elapsed time: 08:32:00
Logging period (sec): 60
Calibration Factor (%): 100
Max Display Concentration: 9.190 mg/m³
Time at maximum: 07:38:44 Jun 17
Max STEL Concentration: 0.571 mg/m³
Time at max STEL: 07:53:00 Jun 17
Overall Avg Conc: 0.185 mg/m³

Point	Date	Time	Average Conc. (mg/m³)	Point	Date	Time	Average Conc. (mg/m³)	Point	Date	Time	Average Conc. (mg/m³)
1	17-Jun	07:03:30	0.308	50	17-Jun	07:52:30	0.177	99	17-Jun	08:41:30	0.05
2	17-Jun	07:04:30	0.432	51	17-Jun	07:53:30	0.072	100	17-Jun	08:42:30	0.117
3	17-Jun	07:05:30	0.332	52	17-Jun	07:54:30	0.29	101	17-Jun	08:43:30	0.076
4	17-Jun	07:06:30	0.519	53	17-Jun	07:55:30	0.084	102	17-Jun	08:44:30	0.368
5	17-Jun	07:07:30	0.215	54	17-Jun	07:56:30	1.066	103	17-Jun	08:45:30	0.334
6	17-Jun	07:08:30	0.108	55	17-Jun	07:57:30	0.175	104	17-Jun	08:46:30	0.06
7	17-Jun	07:09:30	0.153	56	17-Jun	07:58:30	0.01	105	17-Jun	08:47:30	0.056
8	17-Jun	07:10:30	0.175	57	17-Jun	07:59:30	0.032	106	17-Jun	08:48:30	0.048
9	17-Jun	07:11:30	0.128	58	17-Jun	08:00:30	0.049	107	17-Jun	08:49:30	0.067
10	17-Jun	07:12:30	0.145	59	17-Jun	08:01:30	0.052	108	17-Jun	08:50:30	1.416
11	17-Jun	07:13:30	0.119	60	17-Jun	08:02:30	0.017	109	17-Jun	08:51:30	0.312
12	17-Jun	07:14:30	0.14	61	17-Jun	08:03:30	0.038	110	17-Jun	08:52:30	0.026
13	17-Jun	07:15:30	0.057	62	17-Jun	08:04:30	0.042	111	17-Jun	08:53:30	0.18
14	17-Jun	07:16:30	0.096	63	17-Jun	08:05:30	0.068	112	17-Jun	08:54:30	0.047
15	17-Jun	07:17:30	0.085	64	17-Jun	08:06:30	0.065	113	17-Jun	08:55:30	0.001
16	17-Jun	07:18:30	0.087	65	17-Jun	08:07:30	0.038	114	17-Jun	08:56:30	0.05
17	17-Jun	07:19:30	0.091	66	17-Jun	08:08:30	0.291	115	17-Jun	08:57:30	0.296
18	17-Jun	07:20:30	0.059	67	17-Jun	08:09:30	0.351	116	17-Jun	08:58:30	0.03
19	17-Jun	07:21:30	0.052	68	17-Jun	08:10:30	0.11	117	17-Jun	08:59:30	0.027
20	17-Jun	07:22:30	0.053	69	17-Jun	08:11:30	0.061	118	17-Jun	09:00:30	0.136
21	17-Jun	07:23:30	0.218	70	17-Jun	08:12:30	0.047	119	17-Jun	09:01:30	0.1
22	17-Jun	07:24:30	0.066	71	17-Jun	08:13:30	0.025	120	17-Jun	09:02:30	0.099
23	17-Jun	07:25:30	0.064	72	17-Jun	08:14:30	0.101	121	17-Jun	09:03:30	0.026
24	17-Jun	07:26:30	0.077	73	17-Jun	08:15:30	0.226	122	17-Jun	09:04:30	0.119
25	17-Jun	07:27:30	0.175	74	17-Jun	08:16:30	0.133	123	17-Jun	09:05:30	0.089
26	17-Jun	07:28:30	0.213	75	17-Jun	08:17:30	0.162	124	17-Jun	09:06:30	0.093
27	17-Jun	07:29:30	0.094	76	17-Jun	08:18:30	0.055	125	17-Jun	09:07:30	0.233
28	17-Jun	07:30:30	0.048	77	17-Jun	08:19:30	0.036	126	17-Jun	09:08:30	0.042
29	17-Jun	07:31:30	0.108	78	17-Jun	08:20:30	0.027	127	17-Jun	09:09:30	0.824
30	17-Jun	07:32:30	0.096	79	17-Jun	08:21:30	0.117	128	17-Jun	09:10:30	0.228
31	17-Jun	07:33:30	0.035	80	17-Jun	08:22:30	0.079	129	17-Jun	09:11:30	0.037
32	17-Jun	07:34:30	0.34	81	17-Jun	08:23:30	0.102	130	17-Jun	09:12:30	0.153
33	17-Jun	07:35:30	0.13	82	17-Jun	08:24:30	0.118	131	17-Jun	09:13:30	0.129
34	17-Jun	07:36:30	0.02	83	17-Jun	08:25:30	0.637	132	17-Jun	09:14:30	0.083
35	17-Jun	07:37:30	0.016	84	17-Jun	08:26:30	0.071	133	17-Jun	09:15:30	0.116
36	17-Jun	07:38:30	2.643	85	17-Jun	08:27:30	0.062	134	17-Jun	09:16:30	0.165
37	17-Jun	07:39:30	2.248	86	17-Jun	08:28:30	0.086	135	17-Jun	09:17:30	0.144
38	17-Jun	07:40:30	0.922	87	17-Jun	08:29:30	0.071	136	17-Jun	09:18:30	0.103
39	17-Jun	07:41:30	0.585	88	17-Jun	08:30:30	0.095	137	17-Jun	09:19:30	0.13
40	17-Jun	07:42:30	0.022	89	17-Jun	08:31:30	0.103	138	17-Jun	09:20:30	0.112
41	17-Jun	07:43:30	0.11	90	17-Jun	08:32:30	0.411	139	17-Jun	09:21:30	0.142
42	17-Jun	07:44:30	0.109	91	17-Jun	08:33:30	0.068	140	17-Jun	09:22:30	0.081
43	17-Jun	07:45:30	0.113	92	17-Jun	08:34:30	0.075	141	17-Jun	09:23:30	0.101
44	17-Jun	07:46:30	0.151	93	17-Jun	08:35:30	0.079	142	17-Jun	09:24:30	0.086
45	17-Jun	07:47:30	0.403	94	17-Jun	08:36:30	0.056	143	17-Jun	09:25:30	0.118
46	17-Jun	07:48:30	0.356	95	17-Jun	08:37:30	0.615	144	17-Jun	09:26:30	0.158
47	17-Jun	07:49:30	0.132	96	17-Jun	08:38:30	0.038	145	17-Jun	09:27:30	0.125
48	17-Jun	07:50:30	0.413	97	17-Jun	08:39:30	0.027	146	17-Jun	09:28:30	0.111
49	17-Jun	07:51:30	0.147	98	17-Jun	08:40:30	0.029	147	17-Jun	09:29:30	0.077

Point	Date	Time	Average Conc. (mg/m³)	Point	Date	Time	Average Conc. (mg/m³)	Point	Date	Time	Average Conc. (mg/m³)
148	17-Jun	09:30:30	0.112	213	17-Jun	10:35:30	0.04	278	17-Jun	11:40:30	0.212
149	17-Jun	09:31:30	0.136	214	17-Jun	10:36:30	0.045	279	17-Jun	11:41:30	0.146
150	17-Jun	09:32:30	0.104	215	17-Jun	10:37:30	0.054	280	17-Jun	11:42:30	0.215
151	17-Jun	09:33:30	0.116	216	17-Jun	10:38:30	0.324	281	17-Jun	11:43:30	0.062
152	17-Jun	09:34:30	0.089	217	17-Jun	10:39:30	0.139	282	17-Jun	11:44:30	0.043
153	17-Jun	09:35:30	0.043	218	17-Jun	10:40:30	0.177	283	17-Jun	11:45:30	0.097
154	17-Jun	09:36:30	0.037	219	17-Jun	10:41:30	0.104	284	17-Jun	11:46:30	0.105
155	17-Jun	09:37:30	0.029	220	17-Jun	10:42:30	0.073	285	17-Jun	11:47:30	0.038
156	17-Jun	09:38:30	0.093	221	17-Jun	10:43:30	0.027	286	17-Jun	11:48:30	0.133
157	17-Jun	09:39:30	0.087	222	17-Jun	10:44:30	0.078	287	17-Jun	11:49:30	0.112
158	17-Jun	09:40:30	0.075	223	17-Jun	10:45:30	0.043	288	17-Jun	11:50:30	0.097
159	17-Jun	09:41:30	0.075	224	17-Jun	10:46:30	0.119	289	17-Jun	11:51:30	0.227
160	17-Jun	09:42:30	0.101	225	17-Jun	10:47:30	0.041	290	17-Jun	11:52:30	0.2
161	17-Jun	09:43:30	0.093	226	17-Jun	10:48:30	0.115	291	17-Jun	11:53:30	0.069
162	17-Jun	09:44:30	0.079	227	17-Jun	10:49:30	0.115	292	17-Jun	11:54:30	0.367
163	17-Jun	09:45:30	0.082	228	17-Jun	10:50:30	0.086	293	17-Jun	11:55:30	0.148
164	17-Jun	09:46:30	0.062	229	17-Jun	10:51:30	1.948	294	17-Jun	11:56:30	0.135
165	17-Jun	09:47:30	0.091	230	17-Jun	10:52:30	0.22	295	17-Jun	11:57:30	0.115
166	17-Jun	09:48:30	0.075	231	17-Jun	10:53:30	1.102	296	17-Jun	11:58:30	0.164
167	17-Jun	09:49:30	0.212	232	17-Jun	10:54:30	0.031	297	17-Jun	11:59:30	0.1
168	17-Jun	09:50:30	0.091	233	17-Jun	10:55:30	0.048	298	17-Jun	12:00:30	0.062
169	17-Jun	09:51:30	0.106	234	17-Jun	10:56:30	0.399	299	17-Jun	12:01:30	0.011
170	17-Jun	09:52:30	0.116	235	17-Jun	10:57:30	0.298	300	17-Jun	12:02:30	0.007
171	17-Jun	09:53:30	0.185	236	17-Jun	10:58:30	0.044	301	17-Jun	12:03:30	0.007
172	17-Jun	09:54:30	0.128	237	17-Jun	10:59:30	0.041	302	17-Jun	12:04:30	0.008
173	17-Jun	09:55:30	0.119	238	17-Jun	11:00:30	0.024	303	17-Jun	12:05:30	0.01
174	17-Jun	09:56:30	0.206	239	17-Jun	11:01:30	0.125	304	17-Jun	12:06:30	0.006
175	17-Jun	09:57:30	0.124	240	17-Jun	11:02:30	0.04	305	17-Jun	12:07:30	0.007
176	17-Jun	09:58:30	0.125	241	17-Jun	11:03:30	0.169	306	17-Jun	12:08:30	0.01
177	17-Jun	09:59:30	0.073	242	17-Jun	11:04:30	0.139	307	17-Jun	12:09:30	0.008
178	17-Jun	10:00:30	0.129	243	17-Jun	11:05:30	0.101	308	17-Jun	12:10:30	0.006
179	17-Jun	10:01:30	0.099	244	17-Jun	11:06:30	0.239	309	17-Jun	12:11:30	0.006
180	17-Jun	10:02:30	0.093	245	17-Jun	11:07:30	0.198	310	17-Jun	12:12:30	0.006
181	17-Jun	10:03:30	0.14	246	17-Jun	11:08:30	0.056	311	17-Jun	12:13:30	0.007
182	17-Jun	10:04:30	0.166	247	17-Jun	11:09:30	0.037	312	17-Jun	12:14:30	0.006
183	17-Jun	10:05:30	0.146	248	17-Jun	11:10:30	0.041	313	17-Jun	12:15:30	0.008
184	17-Jun	10:06:30	0.11	249	17-Jun	11:11:30	0.023	314	17-Jun	12:16:30	0.008
185	17-Jun	10:07:30	0.544	250	17-Jun	11:12:30	0.09	315	17-Jun	12:17:30	0.006
186	17-Jun	10:08:30	0.232	251	17-Jun	11:13:30	0.231	316	17-Jun	12:18:30	0.005
187	17-Jun	10:09:30	0.267	252	17-Jun	11:14:30	0.079	317	17-Jun	12:19:30	0.005
188	17-Jun	10:10:30	0.064	253	17-Jun	11:15:30	0.124	318	17-Jun	12:20:30	0.007
189	17-Jun	10:11:30	0.035	254	17-Jun	11:16:30	0.11	319	17-Jun	12:21:30	0.008
190	17-Jun	10:12:30	0.103	255	17-Jun	11:17:30	0.134	320	17-Jun	12:22:30	0.008
191	17-Jun	10:13:30	0.279	256	17-Jun	11:18:30	0.42	321	17-Jun	12:23:30	0.004
192	17-Jun	10:14:30	0.109	257	17-Jun	11:19:30	0.304	322	17-Jun	12:24:30	0.006
193	17-Jun	10:15:30	0.085	258	17-Jun	11:20:30	0.196	323	17-Jun	12:25:30	0.004
194	17-Jun	10:16:30	0.084	259	17-Jun	11:21:30	0.274	324	17-Jun	12:26:30	0.005
195	17-Jun	10:17:30	0.075	260	17-Jun	11:22:30	0.473	325	17-Jun	12:27:30	0.004
196	17-Jun	10:18:30	0.122	261	17-Jun	11:23:30	1.164	326	17-Jun	12:28:30	0.005
197	17-Jun	10:19:30	0.207	262	17-Jun	11:24:30	0.231	327	17-Jun	12:29:30	0.004
198	17-Jun	10:20:30	0.665	263	17-Jun	11:25:30	0.214	328	17-Jun	12:30:30	0.003
199	17-Jun	10:21:30	0.074	264	17-Jun	11:26:30	0.11	329	17-Jun	12:31:30	0.005
200	17-Jun	10:22:30	0.104	265	17-Jun	11:27:30	0.066	330	17-Jun	12:32:30	0.005
201	17-Jun	10:23:30	0.053	266	17-Jun	11:28:30	0.154	331	17-Jun	12:33:30	0.064
202	17-Jun	10:24:30	0.026	267	17-Jun	11:29:30	0.14	332	17-Jun	12:34:30	0.076
203	17-Jun	10:25:30	0.032	268	17-Jun	11:30:30	0.095	333	17-Jun	12:35:30	0.092
204	17-Jun	10:26:30	0.032	269	17-Jun	11:31:30	0.131	334	17-Jun	12:36:30	0.169
205	17-Jun	10:27:30	0.011	270	17-Jun	11:32:30	0.062	335	17-Jun	12:37:30	0.236
206	17-Jun	10:28:30	0.207	271	17-Jun	11:33:30	0.185	336	17-Jun	12:38:30	0.107
207	17-Jun	10:29:30	0.169	272	17-Jun	11:34:30	0.132	337	17-Jun	12:39:30	0.144
208	17-Jun	10:30:30	0.294	273	17-Jun	11:35:30	0.044	338	17-Jun	12:40:30	0.481
209	17-Jun	10:31:30	0.096	274	17-Jun	11:36:30	0.134	339	17-Jun	12:41:30	0.163
210	17-Jun	10:32:30	0.218	275	17-Jun	11:37:30	0.044	340	17-Jun	12:42:30	0.053
211	17-Jun	10:33:30	0.36	276	17-Jun	11:38:30	0.133	341	17-Jun	12:43:30	0.19
212	17-Jun	10:34:30	0.7	277	17-Jun	11:39:30	0.16	342	17-Jun	12:44:30	0.203

Point	Date	Time	Average Conc. (mg/m³)	Point	Date	Time	Average Conc. (mg/m³)	Point	Date	Time	Average Conc. (mg/m³)
343	17-Jun	12:45:30	0.468	408	17-Jun	13:50:30	0.182	473	17-Jun	14:55:30	0.208
344	17-Jun	12:46:30	0.32	409	17-Jun	13:51:30	0.169	474	17-Jun	14:56:30	0.109
345	17-Jun	12:47:30	0.036	410	17-Jun	13:52:30	0.676	475	17-Jun	14:57:30	0.082
346	17-Jun	12:48:30	0.112	411	17-Jun	13:53:30	1.038	476	17-Jun	14:58:30	0.171
347	17-Jun	12:49:30	1.139	412	17-Jun	13:54:30	0.851	477	17-Jun	14:59:30	0.091
348	17-Jun	12:50:30	0.333	413	17-Jun	13:55:30	0.201	478	17-Jun	15:00:30	0.134
349	17-Jun	12:51:30	0.057	414	17-Jun	13:56:30	0.172	479	17-Jun	15:01:30	0.19
350	17-Jun	12:52:30	0.101	415	17-Jun	13:57:30	0.101	480	17-Jun	15:02:30	0.045
351	17-Jun	12:53:30	0.132	416	17-Jun	13:58:30	0.198	481	17-Jun	15:03:30	0.127
352	17-Jun	12:54:30	0.199	417	17-Jun	13:59:30	0.211	482	17-Jun	15:04:30	0.112
353	17-Jun	12:55:30	0.111	418	17-Jun	14:00:30	0.485	483	17-Jun	15:05:30	0.084
354	17-Jun	12:56:30	0.093	419	17-Jun	14:01:30	0.14	484	17-Jun	15:06:30	0.087
355	17-Jun	12:57:30	0.064	420	17-Jun	14:02:30	0.076	485	17-Jun	15:07:30	0.063
356	17-Jun	12:58:30	0.056	421	17-Jun	14:03:30	0.05	486	17-Jun	15:08:30	0.422
357	17-Jun	12:59:30	0.079	422	17-Jun	14:04:30	0.16	487	17-Jun	15:09:30	0.273
358	17-Jun	13:00:30	0.067	423	17-Jun	14:05:30	0.232	488	17-Jun	15:10:30	0.928
359	17-Jun	13:01:30	0.066	424	17-Jun	14:06:30	0.629	489	17-Jun	15:11:30	0.403
360	17-Jun	13:02:30	0.06	425	17-Jun	14:07:30	0.407	490	17-Jun	15:12:30	0.439
361	17-Jun	13:03:30	0.202	426	17-Jun	14:08:30	0.104	491	17-Jun	15:13:30	0.176
362	17-Jun	13:04:30	0.042	427	17-Jun	14:09:30	0.033	492	17-Jun	15:14:30	0.063
363	17-Jun	13:05:30	1.119	428	17-Jun	14:10:30	0.04	493	17-Jun	15:15:30	0.179
364	17-Jun	13:06:30	0.031	429	17-Jun	14:11:30	0.078	494	17-Jun	15:16:30	0.036
365	17-Jun	13:07:30	0.496	430	17-Jun	14:12:30	0.081	495	17-Jun	15:17:30	0.107
366	17-Jun	13:08:30	0.031	431	17-Jun	14:13:30	0.353	496	17-Jun	15:18:30	0.09
367	17-Jun	13:09:30	0.192	432	17-Jun	14:14:30	0.178	497	17-Jun	15:19:30	0.061
368	17-Jun	13:10:30	0.056	433	17-Jun	14:15:30	0.099	498	17-Jun	15:20:30	0.112
369	17-Jun	13:11:30	0.256	434	17-Jun	14:16:30	0.324	499	17-Jun	15:21:30	0.028
370	17-Jun	13:12:30	0.086	435	17-Jun	14:17:30	0.025	500	17-Jun	15:22:30	0.021
371	17-Jun	13:13:30	0.243	436	17-Jun	14:18:30	0.229	501	17-Jun	15:23:30	0.061
372	17-Jun	13:14:30	0.107	437	17-Jun	14:19:30	0.035	502	17-Jun	15:24:30	0.113
373	17-Jun	13:15:30	0.117	438	17-Jun	14:20:30	0.103	503	17-Jun	15:25:30	0.027
374	17-Jun	13:16:30	0.468	439	17-Jun	14:21:30	0.068	504	17-Jun	15:26:30	0.149
375	17-Jun	13:17:30	0.192	440	17-Jun	14:22:30	0.127	505	17-Jun	15:27:30	0.271
376	17-Jun	13:18:30	0.495	441	17-Jun	14:23:30	0.155	506	17-Jun	15:28:30	1.033
377	17-Jun	13:19:30	0.681	442	17-Jun	14:24:30	0.135	507	17-Jun	15:29:30	0.031
378	17-Jun	13:20:30	0.439	443	17-Jun	14:25:30	0.585	508	17-Jun	15:30:30	0.161
379	17-Jun	13:21:30	0.774	444	17-Jun	14:26:30	0.116	509	17-Jun	15:31:30	0.281
380	17-Jun	13:22:30	0.434	445	17-Jun	14:27:30	0.158	510	17-Jun	15:32:30	0.069
381	17-Jun	13:23:30	1.328	446	17-Jun	14:28:30	0.142	511	17-Jun	15:33:30	0.13
382	17-Jun	13:24:30	0.285	447	17-Jun	14:29:30	0.238	512	17-Jun	15:34:30	0.076
383	17-Jun	13:25:30	0.514	448	17-Jun	14:30:30	0.096				
384	17-Jun	13:26:30	0.362	449	17-Jun	14:31:30	0.19				
385	17-Jun	13:27:30	0.083	450	17-Jun	14:32:30	0.338				
386	17-Jun	13:28:30	0.506	451	17-Jun	14:33:30	0.087				
387	17-Jun	13:29:30	0.894	452	17-Jun	14:34:30	0.11				
388	17-Jun	13:30:30	0.034	453	17-Jun	14:35:30	0.072				
389	17-Jun	13:31:30	0.032	454	17-Jun	14:36:30	0.269				
390	17-Jun	13:32:30	0.183	455	17-Jun	14:37:30	0.517				
391	17-Jun	13:33:30	0.145	456	17-Jun	14:38:30	0.3				
392	17-Jun	13:34:30	0.08	457	17-Jun	14:39:30	0.282				
393	17-Jun	13:35:30	0.072	458	17-Jun	14:40:30	0.181				
394	17-Jun	13:36:30	0.197	459	17-Jun	14:41:30	0.286				
395	17-Jun	13:37:30	0.319	460	17-Jun	14:42:30	0.312				
396	17-Jun	13:38:30	0.283	461	17-Jun	14:43:30	0.319				
397	17-Jun	13:39:30	0.225	462	17-Jun	14:44:30	0.194				
398	17-Jun	13:40:30	0.49	463	17-Jun	14:45:30	0.177				
399	17-Jun	13:41:30	0.7	464	17-Jun	14:46:30	0.27				
400	17-Jun	13:42:30	0.978	465	17-Jun	14:47:30	0.219				
401	17-Jun	13:43:30	0.183	466	17-Jun	14:48:30	0.05				
402	17-Jun	13:44:30	0.224	467	17-Jun	14:49:30	0.013				
403	17-Jun	13:45:30	0.126	468	17-Jun	14:50:30	0.162				
404	17-Jun	13:46:30	0.076	469	17-Jun	14:51:30	0.093				
405	17-Jun	13:47:30	0.118	470	17-Jun	14:52:30	0.051				
406	17-Jun	13:48:30	0.046	471	17-Jun	14:53:30	0.046				
407	17-Jun	13:49:30	0.141	472	17-Jun	14:54:30	0.177				

18 June, 2009

pDR-1000 S/N: 04476
User ID: EB-1
Tag Number: 05 and 06
Number of logged points: 251
Start time and date: 07:09:16 18-Jun
Elapsed time: 04:11:00
Logging period (sec): 60
Calibration Factor (%): 100
Max Display Concentration: 32.891 mg/m³
Time at maximum: 07:59:16 Jun 18
Max STEL Concentration: 0.762 mg/m³
Time at max STEL: 08:02:46 Jun 18
Overall Avg Conc: 0.256 mg/m³

Point	Date	Time	Average Conc. (mg/m³)	Point	Date	Time	Average Conc. (mg/m³)	Point	Date	Time	Average Conc. (mg/m³)
1	18-Jun	07:10:16	0.298	50	18-Jun	07:59:16	5.73	99	18-Jun	08:48:16	0.385
2	18-Jun	07:11:16	0.099	51	18-Jun	08:00:16	0.665	100	18-Jun	08:49:16	0.553
3	18-Jun	07:12:16	0.076	52	18-Jun	08:01:16	0.469	101	18-Jun	08:50:16	0.329
4	18-Jun	07:13:16	0.077	53	18-Jun	08:02:16	0.55	102	18-Jun	08:51:16	0.158
5	18-Jun	07:14:16	0.361	54	18-Jun	08:03:16	0.864	103	18-Jun	08:52:16	0.739
6	18-Jun	07:15:16	0.208	55	18-Jun	08:04:16	0.399	104	18-Jun	08:53:16	0.106
7	18-Jun	07:16:16	0.005	56	18-Jun	08:05:16	0.432	105	18-Jun	08:54:16	0.264
8	18-Jun	07:17:16	1.234	57	18-Jun	08:06:16	0.311	106	18-Jun	08:55:16	0.486
9	18-Jun	07:18:16	0.119	58	18-Jun	08:07:16	0.396	107	18-Jun	08:56:16	0.353
10	18-Jun	07:19:16	0.125	59	18-Jun	08:08:16	0.053	108	18-Jun	08:57:16	0.248
11	18-Jun	07:20:16	0.109	60	18-Jun	08:09:16	0.021	109	18-Jun	08:58:16	0.279
12	18-Jun	07:21:16	0.265	61	18-Jun	08:10:16	0.153	110	18-Jun	08:59:16	1.399
13	18-Jun	07:22:16	0.063	62	18-Jun	08:11:16	0.165	111	18-Jun	09:00:16	1.452
14	18-Jun	07:23:16	0.148	63	18-Jun	08:12:16	0.258	112	18-Jun	09:01:16	0.668
15	18-Jun	07:24:16	0.153	64	18-Jun	08:13:16	0.231	113	18-Jun	09:02:16	0.306
16	18-Jun	07:25:16	0.128	65	18-Jun	08:14:16	0.173	114	18-Jun	09:03:16	0.429
17	18-Jun	07:26:16	0.091	66	18-Jun	08:15:16	0.25	115	18-Jun	09:04:16	0.458
18	18-Jun	07:27:16	0.069	67	18-Jun	08:16:16	0.253	116	18-Jun	09:05:16	0.191
19	18-Jun	07:28:16	0.068	68	18-Jun	08:17:16	0.149	117	18-Jun	09:06:16	0.166
20	18-Jun	07:29:16	0.35	69	18-Jun	08:18:16	0.252	118	18-Jun	09:07:16	0.116
21	18-Jun	07:30:16	0.129	70	18-Jun	08:19:16	0.163	119	18-Jun	09:08:16	0.273
22	18-Jun	07:31:16	0.409	71	18-Jun	08:20:16	0.341	120	18-Jun	09:09:16	0.284
23	18-Jun	07:32:16	0.969	72	18-Jun	08:21:16	0.538	121	18-Jun	09:10:16	0.403
24	18-Jun	07:33:16	0.905	73	18-Jun	08:22:16	0.292	122	18-Jun	09:11:16	0.33
25	18-Jun	07:34:16	0.297	74	18-Jun	08:23:16	0.426	123	18-Jun	09:12:16	0.166
26	18-Jun	07:35:16	0.613	75	18-Jun	08:24:16	0.15	124	18-Jun	09:13:16	0.087
27	18-Jun	07:36:16	0.416	76	18-Jun	08:25:16	0.258	125	18-Jun	09:14:16	0.164
28	18-Jun	07:37:16	0.55	77	18-Jun	08:26:16	0.33	126	18-Jun	09:15:16	0.12
29	18-Jun	07:38:16	0.041	78	18-Jun	08:27:16	0.302	127	18-Jun	09:16:16	0.121
30	18-Jun	07:39:16	0.089	79	18-Jun	08:28:16	0.165	128	18-Jun	09:17:16	0.14
31	18-Jun	07:40:16	0.382	80	18-Jun	08:29:16	0.356	129	18-Jun	09:18:16	0.162
32	18-Jun	07:41:16	0.264	81	18-Jun	08:30:16	0.256	130	18-Jun	09:19:16	0.188
33	18-Jun	07:42:16	0.529	82	18-Jun	08:31:16	0.176	131	18-Jun	09:20:16	0.218
34	18-Jun	07:43:16	0.349	83	18-Jun	08:32:16	0.218	132	18-Jun	09:21:16	0.241
35	18-Jun	07:44:16	0.439	84	18-Jun	08:33:16	0.18	133	18-Jun	09:22:16	0.085
36	18-Jun	07:45:16	0.39	85	18-Jun	08:34:16	0.281	134	18-Jun	09:23:16	0.07
37	18-Jun	07:46:16	0.335	86	18-Jun	08:35:16	0.344	135	18-Jun	09:24:16	0.018
38	18-Jun	07:47:16	0.295	87	18-Jun	08:36:16	0.336	136	18-Jun	09:25:16	0.043
39	18-Jun	07:48:16	0.577	88	18-Jun	08:37:16	0.221	137	18-Jun	09:26:16	0.107
40	18-Jun	07:49:16	0.511	89	18-Jun	08:38:16	0.3	138	18-Jun	09:27:16	0.27
41	18-Jun	07:50:16	0.358	90	18-Jun	08:39:16	0.505	139	18-Jun	09:28:16	0.17
42	18-Jun	07:51:16	0.452	91	18-Jun	08:40:16	0.229	140	18-Jun	09:29:16	0.11
43	18-Jun	07:52:16	0.361	92	18-Jun	08:41:16	0.209	141	18-Jun	09:30:16	0.089
44	18-Jun	07:53:16	0.309	93	18-Jun	08:42:16	0.313	142	18-Jun	09:31:16	0.051
45	18-Jun	07:54:16	0.163	94	18-Jun	08:43:16	0.148	143	18-Jun	09:32:16	0.095
46	18-Jun	07:55:16	0.353	95	18-Jun	08:44:16	0.573	144	18-Jun	09:33:16	0.044
47	18-Jun	07:56:16	0.382	96	18-Jun	08:45:16	0.36	145	18-Jun	09:34:16	0.136
48	18-Jun	07:57:16	0.111	97	18-Jun	08:46:16	0.217	146	18-Jun	09:35:16	0.029
49	18-Jun	07:58:16	0.068	98	18-Jun	08:47:16	0.204	147	18-Jun	09:36:16	0.038

Point	Date	Time	Average Conc. (mg/m³)
148	18-Jun	09:37:16	0.109
149	18-Jun	09:38:16	0.013
150	18-Jun	09:39:16	0.048
151	18-Jun	09:40:16	0.128
152	18-Jun	09:41:16	0.305
153	18-Jun	09:42:16	0.035
154	18-Jun	09:43:16	0.023
155	18-Jun	09:44:16	0.014
156	18-Jun	09:45:16	0.078
157	18-Jun	09:46:16	0.087
158	18-Jun	09:47:16	0.047
159	18-Jun	09:48:16	0.155
160	18-Jun	09:49:16	0.08
161	18-Jun	09:50:16	0.032
162	18-Jun	09:51:16	0.041
163	18-Jun	09:52:16	0.023
164	18-Jun	09:53:16	0.046
165	18-Jun	09:54:16	0.068
166	18-Jun	09:55:16	0.052
167	18-Jun	09:56:16	0.147
168	18-Jun	09:57:16	0.102
169	18-Jun	09:58:16	0.046
170	18-Jun	09:59:16	0.048
171	18-Jun	10:00:16	0.13
172	18-Jun	10:01:16	0.049
173	18-Jun	10:02:16	0.084
174	18-Jun	10:03:16	0.129
175	18-Jun	10:04:16	0.039
176	18-Jun	10:05:16	0.052
177	18-Jun	10:06:16	0.056
178	18-Jun	10:07:16	0.186
179	18-Jun	10:08:16	0.096
180	18-Jun	10:09:16	0.024
181	18-Jun	10:10:16	0.106
182	18-Jun	10:11:16	0.321
183	18-Jun	10:12:16	0.331
184	18-Jun	10:13:16	0.163
185	18-Jun	10:14:16	0.012
186	18-Jun	10:15:16	0.101
187	18-Jun	10:16:16	0.094
188	18-Jun	10:17:16	0.02
189	18-Jun	10:18:16	0.053
190	18-Jun	10:19:16	0.123
191	18-Jun	10:20:16	0.279
192	18-Jun	10:21:16	0.279
193	18-Jun	10:22:16	0.149
194	18-Jun	10:23:16	0.022
195	18-Jun	10:24:16	0.733
196	18-Jun	10:25:16	0.166
197	18-Jun	10:26:16	0.215
198	18-Jun	10:27:16	0.221
199	18-Jun	10:28:16	0.141
200	18-Jun	10:29:16	0.007
201	18-Jun	10:30:16	0.197
202	18-Jun	10:31:16	0.11
203	18-Jun	10:32:16	0.198
204	18-Jun	10:33:16	0.129
205	18-Jun	10:34:16	0.324
206	18-Jun	10:35:16	0.228
207	18-Jun	10:36:16	0.118
208	18-Jun	10:37:16	0.193
209	18-Jun	10:38:16	0.307
210	18-Jun	10:39:16	0.18
211	18-Jun	10:40:16	0.143
212	18-Jun	10:41:16	0.68
213	18-Jun	10:42:16	0.409
214	18-Jun	10:43:16	0.136
215	18-Jun	10:44:16	0.111
216	18-Jun	10:45:16	0.113
217	18-Jun	10:46:16	0.064
218	18-Jun	10:47:16	0.074
219	18-Jun	10:48:16	0.095
220	18-Jun	10:49:16	0.043
221	18-Jun	10:50:16	0.181
222	18-Jun	10:51:16	0.267
223	18-Jun	10:52:16	0.173
224	18-Jun	10:53:16	0.032
225	18-Jun	10:54:16	0.085
226	18-Jun	10:55:16	0.142
227	18-Jun	10:56:16	0.238
228	18-Jun	10:57:16	0.241
229	18-Jun	10:58:16	0.704
230	18-Jun	10:59:16	0.266
231	18-Jun	11:00:16	0.069
232	18-Jun	11:01:16	0.037
233	18-Jun	11:02:16	0.025
234	18-Jun	11:03:16	0.01
235	18-Jun	11:04:16	0.208
236	18-Jun	11:05:16	0.082
237	18-Jun	11:06:16	0.132
238	18-Jun	11:07:16	0.394
239	18-Jun	11:08:16	0.429
240	18-Jun	11:09:16	0.494
241	18-Jun	11:10:16	0.213
242	18-Jun	11:11:16	0.106
243	18-Jun	11:12:16	0.338
244	18-Jun	11:13:16	0.24
245	18-Jun	11:14:16	0.042
246	18-Jun	11:15:16	0.089
247	18-Jun	11:16:16	0.155
248	18-Jun	12:38:09	0.033
249	18-Jun	12:39:09	0.029
250	18-Jun	12:40:09	0.134
251	18-Jun	12:41:09	0.229

19 June, 2009

pDR-1000 S/N: 05156
User ID: EB-2
Tag Number: 05
Number of logged points: 95
Start time and date: 06:50:21 19-Jun
Elapsed time: 01:35:00
Logging period (sec): 60
Calibration Factor (%): 100
Max Display Concentration: 1.471 mg/m³
Time at maximum: 07:13:18 Jun 19
Max STEL Concentration: 0.088 mg/m³
Time at max STEL: 07:17:21 Jun 19
Overall Avg Conc: 0.041 mg/m³

Point	Date	Time	Average Conc. (mg/m³)	Point	Date	Time	Average Conc. (mg/m³)
1	19-Jun	06:51:21	0.011	50	19-Jun	07:40:21	0.012
2	19-Jun	06:52:21	0.006	51	19-Jun	07:41:21	0
3	19-Jun	06:53:21	0.007	52	19-Jun	07:42:21	0
4	19-Jun	06:54:21	0.018	53	19-Jun	07:43:21	0.206
5	19-Jun	06:55:21	0.01	54	19-Jun	07:44:21	0.256
6	19-Jun	06:56:21	0.015	55	19-Jun	07:45:21	0.062
7	19-Jun	06:57:21	0.02	56	19-Jun	07:46:21	0.001
8	19-Jun	06:58:21	0.02	57	19-Jun	07:47:21	0.17
9	19-Jun	06:59:21	0.024	58	19-Jun	07:48:21	0
10	19-Jun	07:00:21	0.063	59	19-Jun	07:49:21	0
11	19-Jun	07:01:21	0.011	60	19-Jun	07:50:21	0
12	19-Jun	07:02:21	0.003	61	19-Jun	07:51:21	0.002
13	19-Jun	07:03:21	0.022	62	19-Jun	07:52:21	0.095
14	19-Jun	07:04:21	0.084	63	19-Jun	07:53:21	0.101
15	19-Jun	07:05:21	0.076	64	19-Jun	07:54:21	0.031
16	19-Jun	07:06:21	0.012	65	19-Jun	07:55:21	0.018
17	19-Jun	07:07:21	0.004	66	19-Jun	07:56:21	0.008
18	19-Jun	07:08:21	0.005	67	19-Jun	07:57:21	0.006
19	19-Jun	07:09:21	0.006	68	19-Jun	07:58:21	0.016
20	19-Jun	07:10:21	0.006	69	19-Jun	07:59:21	0.067
21	19-Jun	07:11:21	0.088	70	19-Jun	08:00:21	0.021
22	19-Jun	07:12:21	0.135	71	19-Jun	08:01:21	0.022
23	19-Jun	07:13:21	0.273	72	19-Jun	08:02:21	0.012
24	19-Jun	07:14:21	0.273	73	19-Jun	08:03:21	0.016
25	19-Jun	07:15:21	0.226	74	19-Jun	08:04:21	0.002
26	19-Jun	07:16:21	0.075	75	19-Jun	08:05:21	0.001
27	19-Jun	07:17:21	0.031	76	19-Jun	08:06:21	0.001
28	19-Jun	07:18:21	0.01	77	19-Jun	08:07:21	0.02
29	19-Jun	07:19:21	0.014	78	19-Jun	08:08:21	0.077
30	19-Jun	07:20:21	0.008	79	19-Jun	08:09:21	0.051
31	19-Jun	07:21:21	0.001	80	19-Jun	08:10:21	0.054
32	19-Jun	07:22:21	0	81	19-Jun	08:11:21	0.046
33	19-Jun	07:23:21	0	82	19-Jun	08:12:21	0.047
34	19-Jun	07:24:21	0	83	19-Jun	08:13:21	0.096
35	19-Jun	07:25:21	0.004	84	19-Jun	08:14:21	0.04
36	19-Jun	07:26:21	0.019	85	19-Jun	08:15:21	0.031
37	19-Jun	07:27:21	0.018	86	19-Jun	08:16:21	0.106
38	19-Jun	07:28:21	0.037	87	19-Jun	08:17:21	0.027
39	19-Jun	07:29:21	0.007	88	19-Jun	08:18:21	0.027
40	19-Jun	07:30:21	0.037	89	19-Jun	08:19:21	0.02
41	19-Jun	07:31:21	0.104	90	19-Jun	08:20:21	0.004
42	19-Jun	07:32:21	0.115	91	19-Jun	08:21:21	0.025
43	19-Jun	07:33:21	0.009	92	19-Jun	08:22:21	0.029
44	19-Jun	07:34:21	0.073	93	19-Jun	08:23:21	0.01
45	19-Jun	07:35:21	0.034	94	19-Jun	08:24:21	0.014
46	19-Jun	07:36:21	0.012	95	19-Jun	08:25:21	0.007
47	19-Jun	07:37:21	0.005				
48	19-Jun	07:38:21	0.007				
49	19-Jun	07:39:21	0.015				

22 June, 2009

pDR-1000 S/N: 04476
User ID: EB-1
Tag Number: 09
Number of logged points: 438
Start time and date: 07:49:33 22-Jun
Elapsed time: 07:18:00
Logging period (sec): 60
Calibration Factor (%): 100
Max Display Concentration: 8.901 mg/m³
Time at maximum: 11:41:49 Jun 22
Max STEL Concentration: 0.508 mg/m³
Time at max STEL: 08:56:04 Jun 22
Overall Avg Conc: 0.160 mg/m³

Point	Date	Time	Average Conc. (mg/m³)	Point	Date	Time	Average Conc. (mg/m³)	Point	Date	Time	Average Conc. (mg/m³)
1	22-Jun	07:50:33	0.04	50	22-Jun	08:39:33	0.405	99	22-Jun	09:28:33	0.055
2	22-Jun	07:51:33	0.096	51	22-Jun	08:40:33	0.207	100	22-Jun	09:29:33	0.195
3	22-Jun	07:52:33	0.017	52	22-Jun	08:41:33	0.139	101	22-Jun	09:30:33	0.867
4	22-Jun	07:53:33	0.015	53	22-Jun	08:42:33	0.953	102	22-Jun	09:31:33	0.226
5	22-Jun	07:54:33	0.02	54	22-Jun	08:43:33	1.021	103	22-Jun	09:32:33	0.375
6	22-Jun	07:55:33	0.056	55	22-Jun	08:44:33	0.047	104	22-Jun	09:33:33	0.433
7	22-Jun	07:56:33	0.052	56	22-Jun	08:45:33	0.155	105	22-Jun	09:34:33	0.528
8	22-Jun	07:57:33	0.061	57	22-Jun	08:46:33	0.487	106	22-Jun	09:35:33	0.181
9	22-Jun	07:58:33	0.292	58	22-Jun	08:47:33	0.665	107	22-Jun	09:36:33	0.045
10	22-Jun	07:59:33	0.03	59	22-Jun	08:48:33	0.269	108	22-Jun	09:37:33	0.245
11	22-Jun	08:00:33	0.801	60	22-Jun	08:49:33	0.17	109	22-Jun	09:38:33	0.21
12	22-Jun	08:01:33	0.313	61	22-Jun	08:50:33	0.819	110	22-Jun	09:39:33	0.278
13	22-Jun	08:02:33	0.079	62	22-Jun	08:51:33	0.24	111	22-Jun	09:40:33	0.159
14	22-Jun	08:03:33	0.093	63	22-Jun	08:52:33	0.231	112	22-Jun	09:41:33	0.068
15	22-Jun	08:04:33	0.018	64	22-Jun	08:53:33	0.041	113	22-Jun	09:42:33	0.189
16	22-Jun	08:05:33	0.033	65	22-Jun	08:54:33	0.928	114	22-Jun	09:43:33	0.047
17	22-Jun	08:06:33	0.016	66	22-Jun	08:55:33	1.062	115	22-Jun	09:44:33	0.534
18	22-Jun	08:07:33	0.019	67	22-Jun	08:56:33	0.421	116	22-Jun	09:45:33	2.328
19	22-Jun	08:08:33	0.023	68	22-Jun	08:57:33	0.124	117	22-Jun	09:46:33	0.016
20	22-Jun	08:09:33	0.019	69	22-Jun	08:58:33	0.01	118	22-Jun	09:47:33	0.041
21	22-Jun	08:10:33	0.019	70	22-Jun	08:59:33	0.012	119	22-Jun	09:48:33	0.022
22	22-Jun	08:11:33	0.208	71	22-Jun	09:00:33	0.019	120	22-Jun	09:49:33	0.277
23	22-Jun	08:12:33	0.228	72	22-Jun	09:01:33	0.028	121	22-Jun	09:50:33	0.095
24	22-Jun	08:13:33	0.152	73	22-Jun	09:02:33	0.009	122	22-Jun	09:51:33	0.011
25	22-Jun	08:14:33	0.205	74	22-Jun	09:03:33	0.009	123	22-Jun	09:52:33	0.01
26	22-Jun	08:15:33	0.122	75	22-Jun	09:04:33	0.211	124	22-Jun	09:53:33	0.019
27	22-Jun	08:16:33	0.231	76	22-Jun	09:05:33	0.269	125	22-Jun	09:54:33	0.012
28	22-Jun	08:17:33	0.112	77	22-Jun	09:06:33	0.581	126	22-Jun	09:55:33	0.011
29	22-Jun	08:18:33	0.561	78	22-Jun	09:07:33	0.33	127	22-Jun	09:56:33	0.013
30	22-Jun	08:19:33	0.68	79	22-Jun	09:08:33	0.201	128	22-Jun	09:57:33	0.013
31	22-Jun	08:20:33	0.159	80	22-Jun	09:09:33	0.167	129	22-Jun	09:58:33	0.108
32	22-Jun	08:21:33	0.29	81	22-Jun	09:10:33	0.129	130	22-Jun	09:59:33	0.01
33	22-Jun	08:22:33	0.169	82	22-Jun	09:11:33	0.718	131	22-Jun	10:00:33	0.027
34	22-Jun	08:23:33	0.121	83	22-Jun	09:12:33	0.26	132	22-Jun	10:01:33	0.545
35	22-Jun	08:24:33	0.143	84	22-Jun	09:13:33	1.03	133	22-Jun	10:02:33	0.224
36	22-Jun	08:25:33	0.036	85	22-Jun	09:14:33	0.156	134	22-Jun	10:03:33	0.597
37	22-Jun	08:26:33	0.114	86	22-Jun	09:15:33	0.107	135	22-Jun	10:04:33	0.528
38	22-Jun	08:27:33	0.023	87	22-Jun	09:16:33	0.497	136	22-Jun	10:05:33	0.21
39	22-Jun	08:28:33	0.016	88	22-Jun	09:17:33	0.497	137	22-Jun	10:06:33	0.136
40	22-Jun	08:29:33	0.194	89	22-Jun	09:18:33	0.298	138	22-Jun	10:07:33	0.055
41	22-Jun	08:30:33	0.341	90	22-Jun	09:19:33	0.085	139	22-Jun	10:08:33	0.143
42	22-Jun	08:31:33	1.641	91	22-Jun	09:20:33	0.098	140	22-Jun	10:09:33	0.195
43	22-Jun	08:32:33	0.393	92	22-Jun	09:21:33	0.193	141	22-Jun	10:10:33	0.188
44	22-Jun	08:33:33	0.216	93	22-Jun	09:22:33	0.248	142	22-Jun	10:11:33	0.254
45	22-Jun	08:34:33	0.372	94	22-Jun	09:23:33	0.267	143	22-Jun	10:12:33	0.095
46	22-Jun	08:35:33	0.282	95	22-Jun	09:24:33	0.504	144	22-Jun	10:13:33	0.15
47	22-Jun	08:36:33	0.339	96	22-Jun	09:25:33	0.614	145	22-Jun	10:14:33	0.146
48	22-Jun	08:37:33	0.172	97	22-Jun	09:26:33	0.305	146	22-Jun	10:15:33	1.51
49	22-Jun	08:38:33	0.532	98	22-Jun	09:27:33	0.04	147	22-Jun	10:16:33	0.165

Point	Date	Time	Average Conc. (mg/m³)	Point	Date	Time	Average Conc. (mg/m³)	Point	Date	Time	Average Conc. (mg/m³)
148	22-Jun	10:17:33	0.152	213	22-Jun	11:22:33	0.034	278	22-Jun	12:27:33	0.01
149	22-Jun	10:18:33	0.178	214	22-Jun	11:23:33	0.488	279	22-Jun	12:28:33	0.011
150	22-Jun	10:19:33	0.196	215	22-Jun	11:24:33	0.032	280	22-Jun	12:29:33	0.011
151	22-Jun	10:20:33	0.077	216	22-Jun	11:25:33	0.02	281	22-Jun	12:30:33	0.01
152	22-Jun	10:21:33	0.037	217	22-Jun	11:26:33	0.142	282	22-Jun	12:31:33	0.011
153	22-Jun	10:22:33	0.026	218	22-Jun	11:27:33	0.258	283	22-Jun	12:32:33	0.01
154	22-Jun	10:23:33	0.169	219	22-Jun	11:28:33	0.182	284	22-Jun	12:33:33	0.011
155	22-Jun	10:24:33	0.117	220	22-Jun	11:29:33	0.086	285	22-Jun	12:34:33	0.029
156	22-Jun	10:25:33	0.031	221	22-Jun	11:30:33	0.142	286	22-Jun	12:35:33	0.015
157	22-Jun	10:26:33	0.033	222	22-Jun	11:31:33	0.202	287	22-Jun	12:36:33	0.01
158	22-Jun	10:27:33	0.056	223	22-Jun	11:32:33	0.202	288	22-Jun	12:37:33	0.019
159	22-Jun	10:28:33	0.157	224	22-Jun	11:33:33	0.069	289	22-Jun	12:38:33	0.727
160	22-Jun	10:29:33	0.027	225	22-Jun	11:34:33	0.039	290	22-Jun	12:39:33	0.106
161	22-Jun	10:30:33	0.035	226	22-Jun	11:35:33	0.042	291	22-Jun	12:40:33	0.215
162	22-Jun	10:31:33	0.013	227	22-Jun	11:36:33	0.216	292	22-Jun	12:41:33	0.143
163	22-Jun	10:32:33	0.013	228	22-Jun	11:37:33	0.238	293	22-Jun	12:42:33	0.065
164	22-Jun	10:33:33	0.017	229	22-Jun	11:38:33	0.202	294	22-Jun	12:43:33	0.023
165	22-Jun	10:34:33	0.227	230	22-Jun	11:39:33	0.108	295	22-Jun	12:44:33	0.025
166	22-Jun	10:35:33	0.013	231	22-Jun	11:40:33	0.014	296	22-Jun	12:45:33	0.063
167	22-Jun	10:36:33	0.681	232	22-Jun	11:41:33	0.022	297	22-Jun	12:46:33	0.037
168	22-Jun	10:37:33	0.052	233	22-Jun	11:42:33	1.797	298	22-Jun	12:47:33	0.044
169	22-Jun	10:38:33	0.016	234	22-Jun	11:43:33	0.022	299	22-Jun	12:48:33	0.025
170	22-Jun	10:39:33	0.02	235	22-Jun	11:44:33	0.012	300	22-Jun	12:49:33	0.027
171	22-Jun	10:40:33	0.023	236	22-Jun	11:45:33	0.42	301	22-Jun	12:50:33	0.038
172	22-Jun	10:41:33	0.029	237	22-Jun	11:46:33	0.163	302	22-Jun	12:51:33	0.025
173	22-Jun	10:42:33	0.017	238	22-Jun	11:47:33	0.144	303	22-Jun	12:52:33	0.042
174	22-Jun	10:43:33	0.31	239	22-Jun	11:48:33	0.061	304	22-Jun	12:53:33	0.034
175	22-Jun	10:44:33	0.121	240	22-Jun	11:49:33	0.032	305	22-Jun	12:54:33	0.081
176	22-Jun	10:45:33	0.096	241	22-Jun	11:50:33	0.064	306	22-Jun	12:55:33	0.056
177	22-Jun	10:46:33	0.012	242	22-Jun	11:51:33	0.168	307	22-Jun	12:56:33	0.238
178	22-Jun	10:47:33	0.011	243	22-Jun	11:52:33	0.277	308	22-Jun	12:57:33	0.054
179	22-Jun	10:48:33	0.011	244	22-Jun	11:53:33	0.078	309	22-Jun	12:58:33	0.026
180	22-Jun	10:49:33	0.75	245	22-Jun	11:54:33	0.387	310	22-Jun	12:59:33	0.05
181	22-Jun	10:50:33	0.055	246	22-Jun	11:55:33	0.108	311	22-Jun	13:00:33	0.135
182	22-Jun	10:51:33	0.059	247	22-Jun	11:56:33	0.077	312	22-Jun	13:01:33	0.025
183	22-Jun	10:52:33	0.085	248	22-Jun	11:57:33	0.096	313	22-Jun	13:02:33	0.031
184	22-Jun	10:53:33	0.142	249	22-Jun	11:58:33	0.111	314	22-Jun	13:03:33	0.023
185	22-Jun	10:54:33	0.03	250	22-Jun	11:59:33	0.04	315	22-Jun	13:04:33	0.128
186	22-Jun	10:55:33	0.206	251	22-Jun	12:00:33	0.062	316	22-Jun	13:05:33	0.072
187	22-Jun	10:56:33	0.267	252	22-Jun	12:01:33	0.119	317	22-Jun	13:06:33	0.289
188	22-Jun	10:57:33	0.107	253	22-Jun	12:02:33	0.041	318	22-Jun	13:07:33	0.073
189	22-Jun	10:58:33	0.6	254	22-Jun	12:03:33	0.019	319	22-Jun	13:08:33	0.103
190	22-Jun	10:59:33	1.351	255	22-Jun	12:04:33	0.015	320	22-Jun	13:09:33	0.112
191	22-Jun	11:00:33	0.157	256	22-Jun	12:05:33	0.013	321	22-Jun	13:10:33	0.115
192	22-Jun	11:01:33	0.076	257	22-Jun	12:06:33	0.014	322	22-Jun	13:11:33	0.35
193	22-Jun	11:02:33	0.53	258	22-Jun	12:07:33	0.24	323	22-Jun	13:12:33	0.031
194	22-Jun	11:03:33	0.178	259	22-Jun	12:08:33	0.146	324	22-Jun	13:13:33	0.045
195	22-Jun	11:04:33	0.686	260	22-Jun	12:09:33	0.02	325	22-Jun	13:14:33	0.14
196	22-Jun	11:05:33	0.29	261	22-Jun	12:10:33	0.012	326	22-Jun	13:15:33	0.052
197	22-Jun	11:06:33	0.155	262	22-Jun	12:11:33	0.012	327	22-Jun	13:16:33	0.095
198	22-Jun	11:07:33	0.027	263	22-Jun	12:12:33	0.011	328	22-Jun	13:17:33	0.02
199	22-Jun	11:08:33	0.028	264	22-Jun	12:13:33	0.015	329	22-Jun	13:18:33	0.03
200	22-Jun	11:09:33	0.02	265	22-Jun	12:14:33	0.014	330	22-Jun	13:19:33	0.07
201	22-Jun	11:10:33	0.024	266	22-Jun	12:15:33	0.01	331	22-Jun	13:20:33	0.175
202	22-Jun	11:11:33	0.092	267	22-Jun	12:16:33	0.011	332	22-Jun	13:21:33	0.247
203	22-Jun	11:12:33	0.07	268	22-Jun	12:17:33	0.014	333	22-Jun	13:22:33	0.055
204	22-Jun	11:13:33	0.054	269	22-Jun	12:18:33	0.013	334	22-Jun	13:23:33	0.11
205	22-Jun	11:14:33	0.132	270	22-Jun	12:19:33	0.011	335	22-Jun	13:24:33	0.066
206	22-Jun	11:15:33	0.025	271	22-Jun	12:20:33	0.011	336	22-Jun	13:25:33	0.1
207	22-Jun	11:16:33	0.021	272	22-Jun	12:21:33	0.009	337	22-Jun	13:26:33	0.124
208	22-Jun	11:17:33	0.022	273	22-Jun	12:22:33	0.011	338	22-Jun	13:27:33	0.103
209	22-Jun	11:18:33	0.014	274	22-Jun	12:23:33	0.014	339	22-Jun	13:28:33	0.057
210	22-Jun	11:19:33	0.028	275	22-Jun	12:24:33	0.01	340	22-Jun	13:29:33	0.029
211	22-Jun	11:20:33	0.021	276	22-Jun	12:25:33	0.01	341	22-Jun	13:30:33	0.095
212	22-Jun	11:21:33	0.19	277	22-Jun	12:26:33	0.013	342	22-Jun	13:31:33	0.032

Point	Date	Time	Average Conc. (mg/m³)
343	22-Jun	13:32:33	0.19
344	22-Jun	13:33:33	0.055
345	22-Jun	13:34:33	0.087
346	22-Jun	13:35:33	0.029
347	22-Jun	13:36:33	0.042
348	22-Jun	13:37:33	0.021
349	22-Jun	13:38:33	0.022
350	22-Jun	13:39:33	0.077
351	22-Jun	13:40:33	0.021
352	22-Jun	13:41:33	0.035
353	22-Jun	13:42:33	0.019
354	22-Jun	13:43:33	0.034
355	22-Jun	13:44:33	0.054
356	22-Jun	13:45:33	0.133
357	22-Jun	13:46:33	0.375
358	22-Jun	13:47:33	0.039
359	22-Jun	13:48:33	0.437
360	22-Jun	13:49:33	0.041
361	22-Jun	13:50:33	0.034
362	22-Jun	13:51:33	0.028
363	22-Jun	13:52:33	0.032
364	22-Jun	13:53:33	0.12
365	22-Jun	13:54:33	0.03
366	22-Jun	13:55:33	0.042
367	22-Jun	13:56:33	0.027
368	22-Jun	13:57:33	1.563
369	22-Jun	13:58:33	0.136
370	22-Jun	13:59:33	0.09
371	22-Jun	14:00:33	0.048
372	22-Jun	14:01:33	0.061
373	22-Jun	14:02:33	0.102
374	22-Jun	14:03:33	0.035
375	22-Jun	14:04:33	0.041
376	22-Jun	14:05:33	0.027
377	22-Jun	14:06:33	0.016
378	22-Jun	14:07:33	0.047
379	22-Jun	14:08:33	0.016
380	22-Jun	14:09:33	0.016
381	22-Jun	14:10:33	0.271
382	22-Jun	14:11:33	0.018
383	22-Jun	14:12:33	0.015
384	22-Jun	14:13:33	0.012
385	22-Jun	14:14:33	0.015
386	22-Jun	14:15:33	0.04
387	22-Jun	14:16:33	0.122
388	22-Jun	14:17:33	0.495
389	22-Jun	14:18:33	0.279
390	22-Jun	14:19:33	0.032
391	22-Jun	14:20:33	0.059
392	22-Jun	14:21:33	0.053
393	22-Jun	14:22:33	0.026
394	22-Jun	14:23:33	0.031
395	22-Jun	14:24:33	0.02
396	22-Jun	14:25:33	0.039
397	22-Jun	14:26:33	0.045
398	22-Jun	14:27:33	0.045
399	22-Jun	14:28:33	0.029
400	22-Jun	14:29:33	0.051
401	22-Jun	14:30:33	0.035
402	22-Jun	14:31:33	0.083
403	22-Jun	14:32:33	0.071
404	22-Jun	14:33:33	0.05
405	22-Jun	14:34:33	0.042
406	22-Jun	14:35:33	0.041
407	22-Jun	14:36:33	0.034
408	22-Jun	14:37:33	0.042
409	22-Jun	14:38:33	0.023
410	22-Jun	14:39:33	0.053
411	22-Jun	14:40:33	0.045
412	22-Jun	14:41:33	0.089
413	22-Jun	14:42:33	0.118
414	22-Jun	14:43:33	0.163
415	22-Jun	14:44:33	0.089
416	22-Jun	14:45:33	0.066
417	22-Jun	14:46:33	0.11
418	22-Jun	14:47:33	0.037
419	22-Jun	14:48:33	0.043
420	22-Jun	14:49:33	0.018
421	22-Jun	14:50:33	0.038
422	22-Jun	14:51:33	0.021
423	22-Jun	14:52:33	0.023
424	22-Jun	14:53:33	0.032
425	22-Jun	14:54:33	0.013
426	22-Jun	14:55:33	0.019
427	22-Jun	14:56:33	0.016
428	22-Jun	14:57:33	0.024
429	22-Jun	14:58:33	0.778
430	22-Jun	14:59:33	0.139
431	22-Jun	15:00:33	0.065
432	22-Jun	15:01:33	0.019
433	22-Jun	15:02:33	0.02
434	22-Jun	15:03:33	0.031
435	22-Jun	15:04:33	0.032
436	22-Jun	15:05:33	0.03
437	22-Jun	15:06:33	0.015
438	22-Jun	15:07:33	0.041

22 June, 2009

pDR-1000 S/N: 05156
User ID: EB-2
Tag Number: 06
Number of logged points: 311
Start time and date: 07:48:45 22-Jun
Elapsed time: 05:11:00
Logging period (sec): 60
Calibration Factor (%): 100
Max Display Concentration: 0.563 mg/m³
Time at maximum: 12:06:54 Jun 22
Max STEL Concentration: 0.047 mg/m³
Time at max STEL: 12:07:16 Jun 22
Overall Avg Conc: 0.019 mg/m³

Point	Date	Time	Average Conc. (mg/m³)	Point	Date	Time	Average Conc. (mg/m³)	Point	Date	Time	Average Conc. (mg/m³)
1	22-Jun	07:49:45	0.025	50	22-Jun	08:38:45	0.027	99	22-Jun	09:27:45	0.02
2	22-Jun	07:50:45	0.038	51	22-Jun	08:39:45	0.016	100	22-Jun	09:28:45	0.013
3	22-Jun	07:51:45	0.052	52	22-Jun	08:40:45	0.02	101	22-Jun	09:29:45	0.014
4	22-Jun	07:52:45	0.016	53	22-Jun	08:41:45	0.028	102	22-Jun	09:30:45	0.071
5	22-Jun	07:53:45	0.016	54	22-Jun	08:42:45	0.017	103	22-Jun	09:31:45	0.035
6	22-Jun	07:54:45	0.018	55	22-Jun	08:43:45	0.024	104	22-Jun	09:32:45	0.029
7	22-Jun	07:55:45	0.035	56	22-Jun	08:44:45	0.026	105	22-Jun	09:33:45	0.011
8	22-Jun	07:56:45	0.025	57	22-Jun	08:45:45	0.021	106	22-Jun	09:34:45	0.01
9	22-Jun	07:57:45	0.015	58	22-Jun	08:46:45	0.012	107	22-Jun	09:35:45	0.012
10	22-Jun	07:58:45	0.016	59	22-Jun	08:47:45	0.01	108	22-Jun	09:36:45	0.011
11	22-Jun	07:59:45	0.023	60	22-Jun	08:48:45	0.011	109	22-Jun	09:37:45	0.01
12	22-Jun	08:00:45	0.023	61	22-Jun	08:49:45	0.01	110	22-Jun	09:38:45	0.014
13	22-Jun	08:01:45	0.022	62	22-Jun	08:50:45	0.01	111	22-Jun	09:39:45	0.009
14	22-Jun	08:02:45	0.02	63	22-Jun	08:51:45	0.01	112	22-Jun	09:40:45	0.011
15	22-Jun	08:03:45	0.033	64	22-Jun	08:52:45	0.012	113	22-Jun	09:41:45	0.008
16	22-Jun	08:04:45	0.024	65	22-Jun	08:53:45	0.018	114	22-Jun	09:42:45	0.03
17	22-Jun	08:05:45	0.016	66	22-Jun	08:54:45	0.059	115	22-Jun	09:43:45	0.009
18	22-Jun	08:06:45	0.015	67	22-Jun	08:55:45	0.016	116	22-Jun	09:44:45	0.012
19	22-Jun	08:07:45	0.029	68	22-Jun	08:56:45	0.013	117	22-Jun	09:45:45	0.048
20	22-Jun	08:08:45	0.021	69	22-Jun	08:57:45	0.015	118	22-Jun	09:46:45	0.033
21	22-Jun	08:09:45	0.015	70	22-Jun	08:58:45	0.036	119	22-Jun	09:47:45	0.151
22	22-Jun	08:10:45	0.015	71	22-Jun	08:59:45	0.022	120	22-Jun	09:48:45	0.017
23	22-Jun	08:11:45	0.016	72	22-Jun	09:00:45	0.013	121	22-Jun	09:49:45	0.01
24	22-Jun	08:12:45	0.019	73	22-Jun	09:01:45	0.028	122	22-Jun	09:50:45	0.009
25	22-Jun	08:13:45	0.018	74	22-Jun	09:02:45	0.044	123	22-Jun	09:51:45	0.03
26	22-Jun	08:14:45	0.021	75	22-Jun	09:03:45	0.035	124	22-Jun	09:52:45	0.019
27	22-Jun	08:15:45	0.022	76	22-Jun	09:04:45	0.017	125	22-Jun	09:53:45	0.014
28	22-Jun	08:16:45	0.015	77	22-Jun	09:05:45	0.021	126	22-Jun	09:54:45	0.012
29	22-Jun	08:17:45	0.034	78	22-Jun	09:06:45	0.026	127	22-Jun	09:55:45	0.012
30	22-Jun	08:18:45	0.044	79	22-Jun	09:07:45	0.016	128	22-Jun	09:56:45	0.014
31	22-Jun	08:19:45	0.015	80	22-Jun	09:08:45	0.015	129	22-Jun	09:57:45	0.009
32	22-Jun	08:20:45	0.015	81	22-Jun	09:09:45	0.024	130	22-Jun	09:58:45	0.01
33	22-Jun	08:21:45	0.015	82	22-Jun	09:10:45	0.011	131	22-Jun	09:59:45	0.015
34	22-Jun	08:22:45	0.056	83	22-Jun	09:11:45	0.018	132	22-Jun	10:00:45	0.012
35	22-Jun	08:23:45	0.012	84	22-Jun	09:12:45	0.009	133	22-Jun	10:01:45	0.009
36	22-Jun	08:24:45	0.015	85	22-Jun	09:13:45	0.019	134	22-Jun	10:02:45	0.009
37	22-Jun	08:25:45	0.013	86	22-Jun	09:14:45	0.028	135	22-Jun	10:03:45	0.009
38	22-Jun	08:26:45	0.013	87	22-Jun	09:15:45	0.016	136	22-Jun	10:04:45	0.01
39	22-Jun	08:27:45	0.013	88	22-Jun	09:16:45	0.031	137	22-Jun	10:05:45	0.018
40	22-Jun	08:28:45	0.013	89	22-Jun	09:17:45	0.023	138	22-Jun	10:06:45	0.027
41	22-Jun	08:29:45	0.012	90	22-Jun	09:18:45	0.012	139	22-Jun	10:07:45	0.018
42	22-Jun	08:30:45	0.018	91	22-Jun	09:19:45	0.011	140	22-Jun	10:08:45	0.012
43	22-Jun	08:31:45	0.023	92	22-Jun	09:20:45	0.01	141	22-Jun	10:09:45	0.012
44	22-Jun	08:32:45	0.013	93	22-Jun	09:21:45	0.013	142	22-Jun	10:10:45	0.037
45	22-Jun	08:33:45	0.013	94	22-Jun	09:22:45	0.013	143	22-Jun	10:11:45	0.013
46	22-Jun	08:34:45	0.013	95	22-Jun	09:23:45	0.022	144	22-Jun	10:12:45	0.01
47	22-Jun	08:35:45	0.029	96	22-Jun	09:24:45	0.018	145	22-Jun	10:13:45	0.009
48	22-Jun	08:36:45	0.016	97	22-Jun	09:25:45	0.014	146	22-Jun	10:14:45	0.013
49	22-Jun	08:37:45	0.027	98	22-Jun	09:26:45	0.013	147	22-Jun	10:15:45	0.024

Point	Date	Time	Average Conc. (mg/m³)	Point	Date	Time	Average Conc. (mg/m³)	Point	Date	Time	Average Conc. (mg/m³)
148	22-Jun	10:16:45	0.01	213	22-Jun	11:21:45	0.011	278	22-Jun	12:26:45	0.01
149	22-Jun	10:17:45	0.054	214	22-Jun	11:22:45	0.024	279	22-Jun	12:27:45	0.009
150	22-Jun	10:18:45	0.01	215	22-Jun	11:23:45	0.012	280	22-Jun	12:28:45	0.01
151	22-Jun	10:19:45	0.015	216	22-Jun	11:24:45	0.011	281	22-Jun	12:29:45	0.014
152	22-Jun	10:20:45	0.01	217	22-Jun	11:25:45	0.014	282	22-Jun	12:30:45	0.073
153	22-Jun	10:21:45	0.01	218	22-Jun	11:26:45	0.009	283	22-Jun	12:31:45	0.011
154	22-Jun	10:22:45	0.01	219	22-Jun	11:27:45	0.01	284	22-Jun	12:32:45	0.016
155	22-Jun	10:23:45	0.008	220	22-Jun	11:28:45	0.011	285	22-Jun	12:33:45	0.008
156	22-Jun	10:24:45	0.018	221	22-Jun	11:29:45	0.011	286	22-Jun	12:34:45	0.038
157	22-Jun	10:25:45	0.022	222	22-Jun	11:30:45	0.006	287	22-Jun	12:35:45	0.02
158	22-Jun	10:26:45	0.015	223	22-Jun	11:31:45	0.006	288	22-Jun	12:36:45	0.024
159	22-Jun	10:27:45	0.014	224	22-Jun	11:32:45	0.007	289	22-Jun	12:37:45	0.016
160	22-Jun	10:28:45	0.011	225	22-Jun	11:33:45	0.007	290	22-Jun	12:38:45	0.018
161	22-Jun	10:29:45	0.009	226	22-Jun	11:34:45	0.008	291	22-Jun	12:39:45	0.009
162	22-Jun	10:30:45	0.009	227	22-Jun	11:35:45	0.016	292	22-Jun	12:40:45	0.009
163	22-Jun	10:31:45	0.008	228	22-Jun	11:36:45	0.021	293	22-Jun	12:41:45	0.042
164	22-Jun	10:32:45	0.007	229	22-Jun	11:37:45	0.014	294	22-Jun	12:42:45	0.011
165	22-Jun	10:33:45	0.028	230	22-Jun	11:38:45	0.025	295	22-Jun	12:43:45	0.01
166	22-Jun	10:34:45	0.007	231	22-Jun	11:39:45	0.012	296	22-Jun	12:44:45	0.012
167	22-Jun	10:35:45	0.025	232	22-Jun	11:40:45	0.008	297	22-Jun	12:45:45	0.012
168	22-Jun	10:36:45	0.02	233	22-Jun	11:41:45	0.01	298	22-Jun	12:46:45	0.014
169	22-Jun	10:37:45	0.013	234	22-Jun	11:42:45	0.047	299	22-Jun	12:47:45	0.019
170	22-Jun	10:38:45	0.009	235	22-Jun	11:43:45	0.013	300	22-Jun	12:48:45	0.009
171	22-Jun	10:39:45	0.013	236	22-Jun	11:44:45	0.017	301	22-Jun	12:49:45	0.02
172	22-Jun	10:40:45	0.022	237	22-Jun	11:45:45	0.008	302	22-Jun	12:50:45	0.008
173	22-Jun	10:41:45	0.008	238	22-Jun	11:46:45	0.008	303	22-Jun	12:51:45	0.009
174	22-Jun	10:42:45	0.008	239	22-Jun	11:47:45	0.007	304	22-Jun	12:52:45	0.009
175	22-Jun	10:43:45	0.021	240	22-Jun	11:48:45	0.01	305	22-Jun	12:53:45	0.008
176	22-Jun	10:44:45	0.02	241	22-Jun	11:49:45	0.009	306	22-Jun	12:54:45	0.008
177	22-Jun	10:45:45	0.012	242	22-Jun	11:50:45	0.07	307	22-Jun	12:55:45	0.008
178	22-Jun	10:46:45	0.011	243	22-Jun	11:51:45	0.011	308	22-Jun	12:56:45	0.01
179	22-Jun	10:47:45	0.009	244	22-Jun	11:52:45	0.083	309	22-Jun	12:57:45	0.024
180	22-Jun	10:48:45	0.012	245	22-Jun	11:53:45	0.01	310	22-Jun	12:58:45	0.012
181	22-Jun	10:49:45	0.013	246	22-Jun	11:54:45	0.012	311	22-Jun	12:59:45	0.012
182	22-Jun	10:50:45	0.016	247	22-Jun	11:55:45	0.017				
183	22-Jun	10:51:45	0.022	248	22-Jun	11:56:45	0.052				
184	22-Jun	10:52:45	0.013	249	22-Jun	11:57:45	0.013				
185	22-Jun	10:53:45	0.011	250	22-Jun	11:58:45	0.017				
186	22-Jun	10:54:45	0.028	251	22-Jun	11:59:45	0.013				
187	22-Jun	10:55:45	0.016	252	22-Jun	12:00:45	0.012				
188	22-Jun	10:56:45	0.011	253	22-Jun	12:01:45	0.02				
189	22-Jun	10:57:45	0.013	254	22-Jun	12:02:45	0.092				
190	22-Jun	10:58:45	0.008	255	22-Jun	12:03:45	0.033				
191	22-Jun	10:59:45	0.008	256	22-Jun	12:04:45	0.059				
192	22-Jun	11:00:45	0.007	257	22-Jun	12:05:45	0.11				
193	22-Jun	11:01:45	0.008	258	22-Jun	12:06:45	0.064				
194	22-Jun	11:02:45	0.015	259	22-Jun	12:07:45	0.117				
195	22-Jun	11:03:45	0.011	260	22-Jun	12:08:45	0.032				
196	22-Jun	11:04:45	0.014	261	22-Jun	12:09:45	0.014				
197	22-Jun	11:05:45	0.013	262	22-Jun	12:10:45	0.018				
198	22-Jun	11:06:45	0.018	263	22-Jun	12:11:45	0.01				
199	22-Jun	11:07:45	0.013	264	22-Jun	12:12:45	0.009				
200	22-Jun	11:08:45	0.057	265	22-Jun	12:13:45	0.01				
201	22-Jun	11:09:45	0.067	266	22-Jun	12:14:45	0.009				
202	22-Jun	11:10:45	0.012	267	22-Jun	12:15:45	0.01				
203	22-Jun	11:11:45	0.012	268	22-Jun	12:16:45	0.016				
204	22-Jun	11:12:45	0.016	269	22-Jun	12:17:45	0.012				
205	22-Jun	11:13:45	0.013	270	22-Jun	12:18:45	0.012				
206	22-Jun	11:14:45	0.015	271	22-Jun	12:19:45	0.011				
207	22-Jun	11:15:45	0.027	272	22-Jun	12:20:45	0.014				
208	22-Jun	11:16:45	0.013	273	22-Jun	12:21:45	0.009				
209	22-Jun	11:17:45	0.014	274	22-Jun	12:22:45	0.015				
210	22-Jun	11:18:45	0.013	275	22-Jun	12:23:45	0.009				
211	22-Jun	11:19:45	0.015	276	22-Jun	12:24:45	0.014				
212	22-Jun	11:20:45	0.015	277	22-Jun	12:25:45	0.01				

23 June, 2009

pDR-1000 S/N: 05156
User ID: EB-2
Tag Number: 07
Number of logged points: 531
Start time and date: 07:05:42 23-Jun
Elapsed time: 08:51:00
Logging period (sec): 60
Calibration Factor (%): 100
Max Display Concentration: 16.212 mg/m³
Time at maximum: 13:17:40 Jun 23
Max STEL Concentration: 0.971 mg/m³
Time at max STEL: 13:31:13 Jun 23
Overall Avg Conc: 0.162 mg/m³

Point	Date	Time	Average Conc. (mg/m³)	Point	Date	Time	Average Conc. (mg/m³)	Point	Date	Time	Average Conc. (mg/m³)
1	23-Jun	07:06:42	0.034	50	23-Jun	07:55:42	0.019	99	23-Jun	08:44:42	0.02
2	23-Jun	07:07:42	0.057	51	23-Jun	07:56:42	0.094	100	23-Jun	08:45:42	0.077
3	23-Jun	07:08:42	0.025	52	23-Jun	07:57:42	0.024	101	23-Jun	08:46:42	0.083
4	23-Jun	07:09:42	0.012	53	23-Jun	07:58:42	0.245	102	23-Jun	08:47:42	0.03
5	23-Jun	07:10:42	0.014	54	23-Jun	07:59:42	0.072	103	23-Jun	08:48:42	0.022
6	23-Jun	07:11:42	0.015	55	23-Jun	08:00:42	0.15	104	23-Jun	08:49:42	0.019
7	23-Jun	07:12:42	0.055	56	23-Jun	08:01:42	0.145	105	23-Jun	08:50:42	0.027
8	23-Jun	07:13:42	0.07	57	23-Jun	08:02:42	0.056	106	23-Jun	08:51:42	0.023
9	23-Jun	07:14:42	0.083	58	23-Jun	08:03:42	0.047	107	23-Jun	08:52:42	0.019
10	23-Jun	07:15:42	0.098	59	23-Jun	08:04:42	0.165	108	23-Jun	08:53:42	0.035
11	23-Jun	07:16:42	0.023	60	23-Jun	08:05:42	0.168	109	23-Jun	08:54:42	0.022
12	23-Jun	07:17:42	0.268	61	23-Jun	08:06:42	0.06	110	23-Jun	08:55:42	0.022
13	23-Jun	07:18:42	0.125	62	23-Jun	08:07:42	0.148	111	23-Jun	08:56:42	0.051
14	23-Jun	07:19:42	0.135	63	23-Jun	08:08:42	0.137	112	23-Jun	08:57:42	0.053
15	23-Jun	07:20:42	0.042	64	23-Jun	08:09:42	0.092	113	23-Jun	08:58:42	0.022
16	23-Jun	07:21:42	0.03	65	23-Jun	08:10:42	0.052	114	23-Jun	08:59:42	0.068
17	23-Jun	07:22:42	0.024	66	23-Jun	08:11:42	0.019	115	23-Jun	09:00:42	0.041
18	23-Jun	07:23:42	0.016	67	23-Jun	08:12:42	0.047	116	23-Jun	09:01:42	0.018
19	23-Jun	07:24:42	0.02	68	23-Jun	08:13:42	0.159	117	23-Jun	09:02:42	0.024
20	23-Jun	07:25:42	0.024	69	23-Jun	08:14:42	0.143	118	23-Jun	09:03:42	0.056
21	23-Jun	07:26:42	0.012	70	23-Jun	08:15:42	0.042	119	23-Jun	09:04:42	0.012
22	23-Jun	07:27:42	0.013	71	23-Jun	08:16:42	0.046	120	23-Jun	09:05:42	0.017
23	23-Jun	07:28:42	0.271	72	23-Jun	08:17:42	0.039	121	23-Jun	09:06:42	0.023
24	23-Jun	07:29:42	0.069	73	23-Jun	08:18:42	0.087	122	23-Jun	09:07:42	0.089
25	23-Jun	07:30:42	0.024	74	23-Jun	08:19:42	0.023	123	23-Jun	09:08:42	0.088
26	23-Jun	07:31:42	0.025	75	23-Jun	08:20:42	0.029	124	23-Jun	09:09:42	0.022
27	23-Jun	07:32:42	0.226	76	23-Jun	08:21:42	0.1	125	23-Jun	09:10:42	0.065
28	23-Jun	07:33:42	0.117	77	23-Jun	08:22:42	0.118	126	23-Jun	09:11:42	0.084
29	23-Jun	07:34:42	0.148	78	23-Jun	08:23:42	0.057	127	23-Jun	09:12:42	0.087
30	23-Jun	07:35:42	0.11	79	23-Jun	08:24:42	0.033	128	23-Jun	09:13:42	0.031
31	23-Jun	07:36:42	0.026	80	23-Jun	08:25:42	0.091	129	23-Jun	09:14:42	0.027
32	23-Jun	07:37:42	0.031	81	23-Jun	08:26:42	0.039	130	23-Jun	09:15:42	0.037
33	23-Jun	07:38:42	0.018	82	23-Jun	08:27:42	0.046	131	23-Jun	09:16:42	0.014
34	23-Jun	07:39:42	0.011	83	23-Jun	08:28:42	0.016	132	23-Jun	09:17:42	0.04
35	23-Jun	07:40:42	0.011	84	23-Jun	08:29:42	0.012	133	23-Jun	09:18:42	0.024
36	23-Jun	07:41:42	0.015	85	23-Jun	08:30:42	0.721	134	23-Jun	09:19:42	0.025
37	23-Jun	07:42:42	0.012	86	23-Jun	08:31:42	0.027	135	23-Jun	09:20:42	0.025
38	23-Jun	07:43:42	0.042	87	23-Jun	08:32:42	0.05	136	23-Jun	09:21:42	0.144
39	23-Jun	07:44:42	0.028	88	23-Jun	08:33:42	0.02	137	23-Jun	09:22:42	0.137
40	23-Jun	07:45:42	0.012	89	23-Jun	08:34:42	0.045	138	23-Jun	09:23:42	0.121
41	23-Jun	07:46:42	0.012	90	23-Jun	08:35:42	0.047	139	23-Jun	09:24:42	0.118
42	23-Jun	07:47:42	0.012	91	23-Jun	08:36:42	0.059	140	23-Jun	09:25:42	0.118
43	23-Jun	07:48:42	0.013	92	23-Jun	08:37:42	0.031	141	23-Jun	09:26:42	0.111
44	23-Jun	07:49:42	0.013	93	23-Jun	08:38:42	0.044	142	23-Jun	09:27:42	0.148
45	23-Jun	07:50:42	0.217	94	23-Jun	08:39:42	0.029	143	23-Jun	09:28:42	0.059
46	23-Jun	07:51:42	0.344	95	23-Jun	08:40:42	0.066	144	23-Jun	09:29:42	0.091
47	23-Jun	07:52:42	0.078	96	23-Jun	08:41:42	0.018	145	23-Jun	09:30:42	0.08
48	23-Jun	07:53:42	0.032	97	23-Jun	08:42:42	0.023	146	23-Jun	09:31:42	0.127
49	23-Jun	07:54:42	0.065	98	23-Jun	08:43:42	0.037	147	23-Jun	09:32:42	0.04

Point	Date	Time	Average Conc. (mg/m³)	Point	Date	Time	Average Conc. (mg/m³)	Point	Date	Time	Average Conc. (mg/m³)
148	23-Jun	09:33:42	0.034	213	23-Jun	10:38:42	0.039	278	23-Jun	11:43:42	0.066
149	23-Jun	09:34:42	0.103	214	23-Jun	10:39:42	0.43	279	23-Jun	11:44:42	0.042
150	23-Jun	09:35:42	0.104	215	23-Jun	10:40:42	0.347	280	23-Jun	11:45:42	0.078
151	23-Jun	09:36:42	0.073	216	23-Jun	10:41:42	0.342	281	23-Jun	11:46:42	0.056
152	23-Jun	09:37:42	0.094	217	23-Jun	10:42:42	0.333	282	23-Jun	11:47:42	0.136
153	23-Jun	09:38:42	0.077	218	23-Jun	10:43:42	0.307	283	23-Jun	11:48:42	0.044
154	23-Jun	09:39:42	0.088	219	23-Jun	10:44:42	0.225	284	23-Jun	11:49:42	0.075
155	23-Jun	09:40:42	0.131	220	23-Jun	10:45:42	0.109	285	23-Jun	11:50:42	0.101
156	23-Jun	09:41:42	0.083	221	23-Jun	10:46:42	0.099	286	23-Jun	11:51:42	0.056
157	23-Jun	09:42:42	0.157	222	23-Jun	10:47:42	0.13	287	23-Jun	11:52:42	0.057
158	23-Jun	09:43:42	0.114	223	23-Jun	10:48:42	0.474	288	23-Jun	11:53:42	0.115
159	23-Jun	09:44:42	0.136	224	23-Jun	10:49:42	0.268	289	23-Jun	11:54:42	0.056
160	23-Jun	09:45:42	0.112	225	23-Jun	10:50:42	0.112	290	23-Jun	11:55:42	0.16
161	23-Jun	09:46:42	0.411	226	23-Jun	10:51:42	0.07	291	23-Jun	11:56:42	0.052
162	23-Jun	09:47:42	0.096	227	23-Jun	10:52:42	0.042	292	23-Jun	11:57:42	0.044
163	23-Jun	09:48:42	0.069	228	23-Jun	10:53:42	0.041	293	23-Jun	11:58:42	0.039
164	23-Jun	09:49:42	0.049	229	23-Jun	10:54:42	0.17	294	23-Jun	11:59:42	0.203
165	23-Jun	09:50:42	0.117	230	23-Jun	10:55:42	0.034	295	23-Jun	12:00:42	0.097
166	23-Jun	09:51:42	0.079	231	23-Jun	10:56:42	0.017	296	23-Jun	12:01:42	0.083
167	23-Jun	09:52:42	0.068	232	23-Jun	10:57:42	0.015	297	23-Jun	12:02:42	0.045
168	23-Jun	09:53:42	0.107	233	23-Jun	10:58:42	0.998	298	23-Jun	12:03:42	0.053
169	23-Jun	09:54:42	0.158	234	23-Jun	10:59:42	0.056	299	23-Jun	12:04:42	0.084
170	23-Jun	09:55:42	0.109	235	23-Jun	11:00:42	0.087	300	23-Jun	12:05:42	0.057
171	23-Jun	09:56:42	0.073	236	23-Jun	11:01:42	0.05	301	23-Jun	12:06:42	0.012
172	23-Jun	09:57:42	0.094	237	23-Jun	11:02:42	0.04	302	23-Jun	12:07:42	0.015
173	23-Jun	09:58:42	0.088	238	23-Jun	11:03:42	0.036	303	23-Jun	12:08:42	0.025
174	23-Jun	09:59:42	0.152	239	23-Jun	11:04:42	0.069	304	23-Jun	12:09:42	0.029
175	23-Jun	10:00:42	0.192	240	23-Jun	11:05:42	0.216	305	23-Jun	12:10:42	0.087
176	23-Jun	10:01:42	0.173	241	23-Jun	11:06:42	0.1	306	23-Jun	12:11:42	0.072
177	23-Jun	10:02:42	0.15	242	23-Jun	11:07:42	0.053	307	23-Jun	12:12:42	0.015
178	23-Jun	10:03:42	0.082	243	23-Jun	11:08:42	0.04	308	23-Jun	12:13:42	0.014
179	23-Jun	10:04:42	0.09	244	23-Jun	11:09:42	0.036	309	23-Jun	12:14:42	0.021
180	23-Jun	10:05:42	0.123	245	23-Jun	11:10:42	0.041	310	23-Jun	12:15:42	0.016
181	23-Jun	10:06:42	0.113	246	23-Jun	11:11:42	0.678	311	23-Jun	12:16:42	0.02
182	23-Jun	10:07:42	0.045	247	23-Jun	11:12:42	0.254	312	23-Jun	12:17:42	0.019
183	23-Jun	10:08:42	0.048	248	23-Jun	11:13:42	0.185	313	23-Jun	12:18:42	0.037
184	23-Jun	10:09:42	0.068	249	23-Jun	11:14:42	0.082	314	23-Jun	12:19:42	0.035
185	23-Jun	10:10:42	0.152	250	23-Jun	11:15:42	0.087	315	23-Jun	12:20:42	0.02
186	23-Jun	10:11:42	0.103	251	23-Jun	11:16:42	0.114	316	23-Jun	12:21:42	0.015
187	23-Jun	10:12:42	0.16	252	23-Jun	11:17:42	0.17	317	23-Jun	12:22:42	0.016
188	23-Jun	10:13:42	0.089	253	23-Jun	11:18:42	0.083	318	23-Jun	12:23:42	0.022
189	23-Jun	10:14:42	0.143	254	23-Jun	11:19:42	0.082	319	23-Jun	12:24:42	0.051
190	23-Jun	10:15:42	0.173	255	23-Jun	11:20:42	0.044	320	23-Jun	12:25:42	0.022
191	23-Jun	10:16:42	0.133	256	23-Jun	11:21:42	0.126	321	23-Jun	12:26:42	0.036
192	23-Jun	10:17:42	0.087	257	23-Jun	11:22:42	0.298	322	23-Jun	12:27:42	0.02
193	23-Jun	10:18:42	0.072	258	23-Jun	11:23:42	0.205	323	23-Jun	12:28:42	0.021
194	23-Jun	10:19:42	0.093	259	23-Jun	11:24:42	0.115	324	23-Jun	12:29:42	0.016
195	23-Jun	10:20:42	0.194	260	23-Jun	11:25:42	0.105	325	23-Jun	12:30:42	0.041
196	23-Jun	10:21:42	0.438	261	23-Jun	11:26:42	0.065	326	23-Jun	12:31:42	0.029
197	23-Jun	10:22:42	0.283	262	23-Jun	11:27:42	0.072	327	23-Jun	12:32:42	0.045
198	23-Jun	10:23:42	0.058	263	23-Jun	11:28:42	0.065	328	23-Jun	12:33:42	0.103
199	23-Jun	10:24:42	0.064	264	23-Jun	11:29:42	0.657	329	23-Jun	12:34:42	0.094
200	23-Jun	10:25:42	0.039	265	23-Jun	11:30:42	0.097	330	23-Jun	12:35:42	0.103
201	23-Jun	10:26:42	0.096	266	23-Jun	11:31:42	0.074	331	23-Jun	12:36:42	0.139
202	23-Jun	10:27:42	0.057	267	23-Jun	11:32:42	0.06	332	23-Jun	12:37:42	0.106
203	23-Jun	10:28:42	0.036	268	23-Jun	11:33:42	0.049	333	23-Jun	12:38:42	0.101
204	23-Jun	10:29:42	0.078	269	23-Jun	11:34:42	0.069	334	23-Jun	12:39:42	0.16
205	23-Jun	10:30:42	0.1	270	23-Jun	11:35:42	0.062	335	23-Jun	12:40:42	0.291
206	23-Jun	10:31:42	0.095	271	23-Jun	11:36:42	0.089	336	23-Jun	12:41:42	0.094
207	23-Jun	10:32:42	0.111	272	23-Jun	11:37:42	0.066	337	23-Jun	12:42:42	0.125
208	23-Jun	10:33:42	0.095	273	23-Jun	11:38:42	0.05	338	23-Jun	12:43:42	0.108
209	23-Jun	10:34:42	0.086	274	23-Jun	11:39:42	0.093	339	23-Jun	12:44:42	0.091
210	23-Jun	10:35:42	0.151	275	23-Jun	11:40:42	0.065	340	23-Jun	12:45:42	0.081
211	23-Jun	10:36:42	0.145	276	23-Jun	11:41:42	0.043	341	23-Jun	12:46:42	0.113
212	23-Jun	10:37:42	0.058	277	23-Jun	11:42:42	0.058	342	23-Jun	12:47:42	0.076

Point	Date	Time	Average Conc. (mg/m³)
343	23-Jun	12:48:42	0.042
344	23-Jun	12:49:42	0.032
345	23-Jun	12:50:42	0.029
346	23-Jun	12:51:42	0.084
347	23-Jun	12:52:42	0.105
348	23-Jun	12:53:42	0.091
349	23-Jun	12:54:42	0.115
350	23-Jun	12:55:42	0.096
351	23-Jun	12:56:42	1.922
352	23-Jun	12:57:42	0.107
353	23-Jun	12:58:42	0.061
354	23-Jun	12:59:42	0.03
355	23-Jun	13:00:42	0.086
356	23-Jun	13:01:42	0.078
357	23-Jun	13:02:42	0.052
358	23-Jun	13:03:42	0.028
359	23-Jun	13:04:42	0.042
360	23-Jun	13:05:42	0.205
361	23-Jun	13:06:42	0.046
362	23-Jun	13:07:42	0.027
363	23-Jun	13:08:42	0.027
364	23-Jun	13:09:42	0.156
365	23-Jun	13:10:42	0.123
366	23-Jun	13:11:42	0.293
367	23-Jun	13:12:42	0.14
368	23-Jun	13:13:42	0.06
369	23-Jun	13:14:42	0.104
370	23-Jun	13:15:42	0.39
371	23-Jun	13:16:42	0.202
372	23-Jun	13:17:42	4.92
373	23-Jun	13:18:42	3.288
374	23-Jun	13:19:42	4.43
375	23-Jun	13:20:42	0.061
376	23-Jun	13:21:42	0.05
377	23-Jun	13:22:42	0.132
378	23-Jun	13:23:42	0.066
379	23-Jun	13:24:42	0.034
380	23-Jun	13:25:42	0.134
381	23-Jun	13:26:42	0.27
382	23-Jun	13:27:42	0.097
383	23-Jun	13:28:42	0.077
384	23-Jun	13:29:42	0.051
385	23-Jun	13:30:42	0.071
386	23-Jun	13:31:42	0.739
387	23-Jun	13:32:42	0.102
388	23-Jun	13:33:42	0.034
389	23-Jun	13:34:42	0.3
390	23-Jun	13:35:42	0.11
391	23-Jun	13:36:42	0.1
392	23-Jun	13:37:42	0.15
393	23-Jun	13:38:42	0.054
394	23-Jun	13:39:42	0.019
395	23-Jun	13:40:42	0.016
396	23-Jun	13:41:42	0.016
397	23-Jun	13:42:42	0.017
398	23-Jun	13:43:42	0.029
399	23-Jun	13:44:42	0.22
400	23-Jun	13:45:42	0.037
401	23-Jun	13:46:42	0.015
402	23-Jun	13:47:42	0.015
403	23-Jun	13:48:42	0.018
404	23-Jun	13:49:42	0.021
405	23-Jun	13:50:42	0.043
406	23-Jun	13:51:42	0.025
407	23-Jun	13:52:42	0.017
408	23-Jun	13:53:42	0.023
409	23-Jun	13:54:42	0.031
410	23-Jun	13:55:42	0.037
411	23-Jun	13:56:42	0.027
412	23-Jun	13:57:42	0.083
413	23-Jun	13:58:42	0.056
414	23-Jun	13:59:42	0.038
415	23-Jun	14:00:42	0.209
416	23-Jun	14:01:42	0.044
417	23-Jun	14:02:42	0.06
418	23-Jun	14:03:42	0.065
419	23-Jun	14:04:42	0.033
420	23-Jun	14:05:42	0.094
421	23-Jun	14:06:42	0.028
422	23-Jun	14:07:42	0.096
423	23-Jun	14:08:42	0.204
424	23-Jun	14:09:42	0.365
425	23-Jun	14:10:42	3.621
426	23-Jun	14:11:42	2.405
427	23-Jun	14:12:42	0.051
428	23-Jun	14:13:42	0.043
429	23-Jun	14:14:42	0.025
430	23-Jun	14:15:42	0.028
431	23-Jun	14:16:42	0.047
432	23-Jun	14:17:42	0.481
433	23-Jun	14:18:42	0.08
434	23-Jun	14:19:42	0.179
435	23-Jun	14:20:42	0.552
436	23-Jun	14:21:42	0.097
437	23-Jun	14:22:42	0.162
438	23-Jun	14:23:42	0.247
439	23-Jun	14:24:42	0.17
440	23-Jun	14:25:42	0.23
441	23-Jun	14:26:42	0.088
442	23-Jun	14:27:42	0.127
443	23-Jun	14:28:42	0.207
444	23-Jun	14:29:42	0.082
445	23-Jun	14:30:42	2.356
446	23-Jun	14:31:42	0.548
447	23-Jun	14:32:42	0.498
448	23-Jun	14:33:42	0.316
449	23-Jun	14:34:42	0.126
450	23-Jun	14:35:42	0.134
451	23-Jun	14:36:42	0.033
452	23-Jun	14:37:42	0.062
453	23-Jun	14:38:42	0.029
454	23-Jun	14:39:42	0.088
455	23-Jun	14:40:42	0.063
456	23-Jun	14:41:42	0.063
457	23-Jun	14:42:42	0.308
458	23-Jun	14:43:42	0.242
459	23-Jun	14:44:42	0.084
460	23-Jun	14:45:42	0.11
461	23-Jun	14:46:42	0.156
462	23-Jun	14:47:42	0.261
463	23-Jun	14:48:42	0.346
464	23-Jun	14:49:42	0.039
465	23-Jun	14:50:42	0.536
466	23-Jun	14:51:42	0.416
467	23-Jun	14:52:42	0.435
468	23-Jun	14:53:42	0.266
469	23-Jun	14:54:42	0.085
470	23-Jun	14:55:42	0.328
471	23-Jun	14:56:42	0.441
472	23-Jun	14:57:42	0.207
473	23-Jun	14:58:42	0.174
474	23-Jun	14:59:42	0.049
475	23-Jun	15:00:42	0.032
476	23-Jun	15:01:42	0.081
477	23-Jun	15:02:42	0.314
478	23-Jun	15:03:42	0.213
479	23-Jun	15:04:42	0.136
480	23-Jun	15:05:42	0.238
481	23-Jun	15:06:42	0.073
482	23-Jun	15:07:42	0.044
483	23-Jun	15:08:42	0.032
484	23-Jun	15:09:42	0.387
485	23-Jun	15:10:42	0.319
486	23-Jun	15:11:42	0.081
487	23-Jun	15:12:42	0.243
488	23-Jun	15:13:42	0.274
489	23-Jun	15:14:42	0.456
490	23-Jun	15:15:42	0.226
491	23-Jun	15:16:42	0.64
492	23-Jun	15:17:42	0.199
493	23-Jun	15:18:42	0.302
494	23-Jun	15:19:42	0.402
495	23-Jun	15:20:42	0.171
496	23-Jun	15:21:42	0.407
497	23-Jun	15:22:42	0.125
498	23-Jun	15:23:42	0.165
499	23-Jun	15:24:42	0.531
500	23-Jun	15:25:42	0.204
501	23-Jun	15:26:42	0.37
502	23-Jun	15:27:42	0.135
503	23-Jun	15:28:42	0.267
504	23-Jun	15:29:42	0.203
505	23-Jun	15:30:42	0.397
506	23-Jun	15:31:42	0.15
507	23-Jun	15:32:42	0.257
508	23-Jun	15:33:42	2.705
509	23-Jun	15:34:42	0.17
510	23-Jun	15:35:42	0.443
511	23-Jun	15:36:42	0.659
512	23-Jun	15:37:42	0.563
513	23-Jun	15:38:42	0.157
514	23-Jun	15:39:42	0.114
515	23-Jun	15:40:42	0.179
516	23-Jun	15:41:42	0.096
517	23-Jun	15:42:42	0.465
518	23-Jun	15:43:42	0.084
519	23-Jun	15:44:42	0.189
520	23-Jun	15:45:42	0.019
521	23-Jun	15:46:42	0.015
522	23-Jun	15:47:42	0.014
523	23-Jun	15:48:42	0.014
524	23-Jun	15:49:42	0.018
525	23-Jun	15:50:42	0.025
526	23-Jun	15:51:42	0.013
527	23-Jun	15:52:42	0.015
528	23-Jun	15:53:42	0.021
529	23-Jun	15:54:42	0.025
530	23-Jun	15:55:42	0.05
531	23-Jun	15:56:42	0.424

24 June, 2009

pDR-1000 S/N: 04476
User ID: EB-1
Tag Number: 10
Number of logged points: 494
Start time and date: 07:14:26 24-Jun
Elapsed time: 08:14:00
Logging period (sec): 60
Calibration Factor (%): 100
Max Display Concentration: 10.164 mg/m³
Time at maximum: 08:16:46 Jun 24
Max STEL Concentration: 0.624 mg/m³
Time at max STEL: 08:21:56 Jun 24
Overall Avg Conc: 0.127 mg/m³

Point	Date	Time	Average Conc. (mg/m³)	Point	Date	Time	Average Conc. (mg/m³)	Point	Date	Time	Average Conc. (mg/m³)
1	24-Jun	07:15:26	0.141	50	24-Jun	08:04:26	0.022	99	24-Jun	08:53:26	0.054
2	24-Jun	07:16:26	0.019	51	24-Jun	08:05:26	0.187	100	24-Jun	08:54:26	0.077
3	24-Jun	07:17:26	0.073	52	24-Jun	08:06:26	0.179	101	24-Jun	08:55:26	0.202
4	24-Jun	07:18:26	0.034	53	24-Jun	08:07:26	0.254	102	24-Jun	08:56:26	0.023
5	24-Jun	07:19:26	0.025	54	24-Jun	08:08:26	0.268	103	24-Jun	08:57:26	0.027
6	24-Jun	07:20:26	0.608	55	24-Jun	08:09:26	0.161	104	24-Jun	08:58:26	0.03
7	24-Jun	07:21:26	0.238	56	24-Jun	08:10:26	0.095	105	24-Jun	08:59:26	0.133
8	24-Jun	07:22:26	1.7	57	24-Jun	08:11:26	0.143	106	24-Jun	09:00:26	0.049
9	24-Jun	07:23:26	1.405	58	24-Jun	08:12:26	0.039	107	24-Jun	09:01:26	0.022
10	24-Jun	07:24:26	0.101	59	24-Jun	08:13:26	0.018	108	24-Jun	09:02:26	0.029
11	24-Jun	07:25:26	0.036	60	24-Jun	08:14:26	0.339	109	24-Jun	09:03:26	0.176
12	24-Jun	07:26:26	0.02	61	24-Jun	08:15:26	2.936	110	24-Jun	09:04:26	0.026
13	24-Jun	07:27:26	0.02	62	24-Jun	08:16:26	1.075	111	24-Jun	09:05:26	0.036
14	24-Jun	07:28:26	0.027	63	24-Jun	08:17:26	3.354	112	24-Jun	09:06:26	0.031
15	24-Jun	07:29:26	0.017	64	24-Jun	08:18:26	0.162	113	24-Jun	09:07:26	0.024
16	24-Jun	07:30:26	0.016	65	24-Jun	08:19:26	0.131	114	24-Jun	09:08:26	0.018
17	24-Jun	07:31:26	0.019	66	24-Jun	08:20:26	0.166	115	24-Jun	09:09:26	0.021
18	24-Jun	07:32:26	0.158	67	24-Jun	08:21:26	0.186	116	24-Jun	09:10:26	0.016
19	24-Jun	07:33:26	0.151	68	24-Jun	08:22:26	0.287	117	24-Jun	09:11:26	0.022
20	24-Jun	07:34:26	0.187	69	24-Jun	08:23:26	0.178	118	24-Jun	09:12:26	0.019
21	24-Jun	07:35:26	0.147	70	24-Jun	08:24:26	0.035	119	24-Jun	09:13:26	0.158
22	24-Jun	07:36:26	0.268	71	24-Jun	08:25:26	0.265	120	24-Jun	09:14:26	0.024
23	24-Jun	07:37:26	0.248	72	24-Jun	08:26:26	0.067	121	24-Jun	09:15:26	0.022
24	24-Jun	07:38:26	0.172	73	24-Jun	08:27:26	0.03	122	24-Jun	09:16:26	0.033
25	24-Jun	07:39:26	0.193	74	24-Jun	08:28:26	0.145	123	24-Jun	09:17:26	0.017
26	24-Jun	07:40:26	0.065	75	24-Jun	08:29:26	0.018	124	24-Jun	09:18:26	0.02
27	24-Jun	07:41:26	0.049	76	24-Jun	08:30:26	0.099	125	24-Jun	09:19:26	0.015
28	24-Jun	07:42:26	0.227	77	24-Jun	08:31:26	0.025	126	24-Jun	09:20:26	0.016
29	24-Jun	07:43:26	0.179	78	24-Jun	08:32:26	0.179	127	24-Jun	09:21:26	0.03
30	24-Jun	07:44:26	0.042	79	24-Jun	08:33:26	0.024	128	24-Jun	09:22:26	0.146
31	24-Jun	07:45:26	0.043	80	24-Jun	08:34:26	0.021	129	24-Jun	09:23:26	0.082
32	24-Jun	07:46:26	0.122	81	24-Jun	08:35:26	0.021	130	24-Jun	09:24:26	0.076
33	24-Jun	07:47:26	0.147	82	24-Jun	08:36:26	0.021	131	24-Jun	09:25:26	0.152
34	24-Jun	07:48:26	0.069	83	24-Jun	08:37:26	0.016	132	24-Jun	09:26:26	0.091
35	24-Jun	07:49:26	0.055	84	24-Jun	08:38:26	0.022	133	24-Jun	09:27:26	0.024
36	24-Jun	07:50:26	0.036	85	24-Jun	08:39:26	0.017	134	24-Jun	09:28:26	0.019
37	24-Jun	07:51:26	0.031	86	24-Jun	08:40:26	0.057	135	24-Jun	09:29:26	0.035
38	24-Jun	07:52:26	0.029	87	24-Jun	08:41:26	0.016	136	24-Jun	09:30:26	0.043
39	24-Jun	07:53:26	0.063	88	24-Jun	08:42:26	0.026	137	24-Jun	09:31:26	0.04
40	24-Jun	07:54:26	0.176	89	24-Jun	08:43:26	0.013	138	24-Jun	09:32:26	0.043
41	24-Jun	07:55:26	0.209	90	24-Jun	08:44:26	0.017	139	24-Jun	09:33:26	0.05
42	24-Jun	07:56:26	0.636	91	24-Jun	08:45:26	0.021	140	24-Jun	09:34:26	0.018
43	24-Jun	07:57:26	0.062	92	24-Jun	08:46:26	0.013	141	24-Jun	09:35:26	0.041
44	24-Jun	07:58:26	0.083	93	24-Jun	08:47:26	0.019	142	24-Jun	09:36:26	0.02
45	24-Jun	07:59:26	1.089	94	24-Jun	08:48:26	0.035	143	24-Jun	09:37:26	0.019
46	24-Jun	08:00:26	0.281	95	24-Jun	08:49:26	0.015	144	24-Jun	09:38:26	0.029
47	24-Jun	08:01:26	0.209	96	24-Jun	08:50:26	0.013	145	24-Jun	09:39:26	0.029
48	24-Jun	08:02:26	0.227	97	24-Jun	08:51:26	0.016	146	24-Jun	09:40:26	0.045
49	24-Jun	08:03:26	0.034	98	24-Jun	08:52:26	0.136	147	24-Jun	09:41:26	0.041

Point	Date	Time	Average Conc. (mg/m³)	Point	Date	Time	Average Conc. (mg/m³)	Point	Date	Time	Average Conc. (mg/m³)
148	24-Jun	09:42:26	0.023	213	24-Jun	10:47:26	0.059	278	24-Jun	11:52:26	0.27
149	24-Jun	09:43:26	0.019	214	24-Jun	10:48:26	0.046	279	24-Jun	11:53:26	0.464
150	24-Jun	09:44:26	0.024	215	24-Jun	10:49:26	0.046	280	24-Jun	11:54:26	0.304
151	24-Jun	09:45:26	0.019	216	24-Jun	10:50:26	0.021	281	24-Jun	11:55:26	0.33
152	24-Jun	09:46:26	0.058	217	24-Jun	10:51:26	0.027	282	24-Jun	11:56:26	0.401
153	24-Jun	09:47:26	0.035	218	24-Jun	10:52:26	0.067	283	24-Jun	11:57:26	0.31
154	24-Jun	09:48:26	0.066	219	24-Jun	10:53:26	0.026	284	24-Jun	11:58:26	0.054
155	24-Jun	09:49:26	0.036	220	24-Jun	10:54:26	0.022	285	24-Jun	11:59:26	0.037
156	24-Jun	09:50:26	0.029	221	24-Jun	10:55:26	0.099	286	24-Jun	12:00:26	0.118
157	24-Jun	09:51:26	0.029	222	24-Jun	10:56:26	0.214	287	24-Jun	12:01:26	0.225
158	24-Jun	09:52:26	0.017	223	24-Jun	10:57:26	0.023	288	24-Jun	12:02:26	0.147
159	24-Jun	09:53:26	0.031	224	24-Jun	10:58:26	0.036	289	24-Jun	12:03:26	0.07
160	24-Jun	09:54:26	0.024	225	24-Jun	10:59:26	0.234	290	24-Jun	12:04:26	0.021
161	24-Jun	09:55:26	0.026	226	24-Jun	11:00:26	0.043	291	24-Jun	12:05:26	0.017
162	24-Jun	09:56:26	0.053	227	24-Jun	11:01:26	0.067	292	24-Jun	12:06:26	0.015
163	24-Jun	09:57:26	0.05	228	24-Jun	11:02:26	0.063	293	24-Jun	12:07:26	0.013
164	24-Jun	09:58:26	0.015	229	24-Jun	11:03:26	0.041	294	24-Jun	12:08:26	0.012
165	24-Jun	09:59:26	0.036	230	24-Jun	11:04:26	0.081	295	24-Jun	12:09:26	0.022
166	24-Jun	10:00:26	0.017	231	24-Jun	11:05:26	0.08	296	24-Jun	12:10:26	0.013
167	24-Jun	10:01:26	0.017	232	24-Jun	11:06:26	0.114	297	24-Jun	12:11:26	0.02
168	24-Jun	10:02:26	0.017	233	24-Jun	11:07:26	0.092	298	24-Jun	12:12:26	0.014
169	24-Jun	10:03:26	0.024	234	24-Jun	11:08:26	0.033	299	24-Jun	12:13:26	0.022
170	24-Jun	10:04:26	0.025	235	24-Jun	11:09:26	0.074	300	24-Jun	12:14:26	0.017
171	24-Jun	10:05:26	0.019	236	24-Jun	11:10:26	0.082	301	24-Jun	12:15:26	0.012
172	24-Jun	10:06:26	0.028	237	24-Jun	11:11:26	0.026	302	24-Jun	12:16:26	0.012
173	24-Jun	10:07:26	0.029	238	24-Jun	11:12:26	0.052	303	24-Jun	12:17:26	0.011
174	24-Jun	10:08:26	0.278	239	24-Jun	11:13:26	0.029	304	24-Jun	12:18:26	0.014
175	24-Jun	10:09:26	0.04	240	24-Jun	11:14:26	0.054	305	24-Jun	12:19:26	0.01
176	24-Jun	10:10:26	0.032	241	24-Jun	11:15:26	0.054	306	24-Jun	12:20:26	0.019
177	24-Jun	10:11:26	0.038	242	24-Jun	11:16:26	0.011	307	24-Jun	12:21:26	0.02
178	24-Jun	10:12:26	0.018	243	24-Jun	11:17:26	0.013	308	24-Jun	12:22:26	0.018
179	24-Jun	10:13:26	0.337	244	24-Jun	11:18:26	0.015	309	24-Jun	12:23:26	0.02
180	24-Jun	10:14:26	0.023	245	24-Jun	11:19:26	0.014	310	24-Jun	12:24:26	0.013
181	24-Jun	10:15:26	0.033	246	24-Jun	11:20:26	0.024	311	24-Jun	12:25:26	0.014
182	24-Jun	10:16:26	0.05	247	24-Jun	11:21:26	0.017	312	24-Jun	12:26:26	0.071
183	24-Jun	10:17:26	0.019	248	24-Jun	11:22:26	0.018	313	24-Jun	12:27:26	0.015
184	24-Jun	10:18:26	0.024	249	24-Jun	11:23:26	0.012	314	24-Jun	12:28:26	0.019
185	24-Jun	10:19:26	0.022	250	24-Jun	11:24:26	0.014	315	24-Jun	12:29:26	0.036
186	24-Jun	10:20:26	0.029	251	24-Jun	11:25:26	0.012	316	24-Jun	12:30:26	0.023
187	24-Jun	10:21:26	0.027	252	24-Jun	11:26:26	0.012	317	24-Jun	12:31:26	0.014
188	24-Jun	10:22:26	0.026	253	24-Jun	11:27:26	0.03	318	24-Jun	12:32:26	0.013
189	24-Jun	10:23:26	0.02	254	24-Jun	11:28:26	0.304	319	24-Jun	12:33:26	0.204
190	24-Jun	10:24:26	0.023	255	24-Jun	11:29:26	0.176	320	24-Jun	12:34:26	0.24
191	24-Jun	10:25:26	0.218	256	24-Jun	11:30:26	0.2	321	24-Jun	12:35:26	0.251
192	24-Jun	10:26:26	0.047	257	24-Jun	11:31:26	0.087	322	24-Jun	12:36:26	0.039
193	24-Jun	10:27:26	0.039	258	24-Jun	11:32:26	0.085	323	24-Jun	12:37:26	0.224
194	24-Jun	10:28:26	0.271	259	24-Jun	11:33:26	0.204	324	24-Jun	12:38:26	0.408
195	24-Jun	10:29:26	0.073	260	24-Jun	11:34:26	0.173	325	24-Jun	12:39:26	0.163
196	24-Jun	10:30:26	0.031	261	24-Jun	11:35:26	0.189	326	24-Jun	12:40:26	0.119
197	24-Jun	10:31:26	0.195	262	24-Jun	11:36:26	0.073	327	24-Jun	12:41:26	0.107
198	24-Jun	10:32:26	0.06	263	24-Jun	11:37:26	0.105	328	24-Jun	12:42:26	0.082
199	24-Jun	10:33:26	0.044	264	24-Jun	11:38:26	0.03	329	24-Jun	12:43:26	0.076
200	24-Jun	10:34:26	0.036	265	24-Jun	11:39:26	0.023	330	24-Jun	12:44:26	0.079
201	24-Jun	10:35:26	0.019	266	24-Jun	11:40:26	0.033	331	24-Jun	12:45:26	0.064
202	24-Jun	10:36:26	0.034	267	24-Jun	11:41:26	0.569	332	24-Jun	12:46:26	0.065
203	24-Jun	10:37:26	0.047	268	24-Jun	11:42:26	0.11	333	24-Jun	12:47:26	0.083
204	24-Jun	10:38:26	0.019	269	24-Jun	11:43:26	0.07	334	24-Jun	12:48:26	0.055
205	24-Jun	10:39:26	0.058	270	24-Jun	11:44:26	0.064	335	24-Jun	12:49:26	0.056
206	24-Jun	10:40:26	0.401	271	24-Jun	11:45:26	0.04	336	24-Jun	12:50:26	0.069
207	24-Jun	10:41:26	0.053	272	24-Jun	11:46:26	0.036	337	24-Jun	12:51:26	0.147
208	24-Jun	10:42:26	0.315	273	24-Jun	11:47:26	0.027	338	24-Jun	12:52:26	0.082
209	24-Jun	10:43:26	0.241	274	24-Jun	11:48:26	0.035	339	24-Jun	12:53:26	1.027
210	24-Jun	10:44:26	0.21	275	24-Jun	11:49:26	0.189	340	24-Jun	12:54:26	0.36
211	24-Jun	10:45:26	0.031	276	24-Jun	11:50:26	0.174	341	24-Jun	12:55:26	0.272
212	24-Jun	10:46:26	0.035	277	24-Jun	11:51:26	0.169	342	24-Jun	12:56:26	0.336

Point	Date	Time	Average Conc. (mg/m³)
343	24-Jun	12:57:26	0.088
344	24-Jun	12:58:26	0.171
345	24-Jun	12:59:26	0.42
346	24-Jun	13:00:26	0.285
347	24-Jun	13:01:26	0.653
348	24-Jun	13:02:26	0.076
349	24-Jun	13:03:26	0.063
350	24-Jun	13:04:26	0.163
351	24-Jun	13:05:26	0.206
352	24-Jun	13:06:26	0.097
353	24-Jun	13:07:26	0.191
354	24-Jun	13:08:26	0.037
355	24-Jun	13:09:26	0.041
356	24-Jun	13:10:26	0.023
357	24-Jun	13:11:26	0.019
358	24-Jun	13:12:26	0.019
359	24-Jun	13:13:26	0.106
360	24-Jun	13:14:26	0.271
361	24-Jun	13:15:26	0.495
362	24-Jun	13:16:26	0.222
363	24-Jun	13:17:26	0.032
364	24-Jun	13:18:26	0.035
365	24-Jun	13:19:26	0.028
366	24-Jun	13:20:26	0.022
367	24-Jun	13:21:26	0.035
368	24-Jun	13:22:26	0.044
369	24-Jun	13:23:26	0.046
370	24-Jun	13:24:26	0.056
371	24-Jun	13:25:26	0.175
372	24-Jun	13:26:26	0.13
373	24-Jun	13:27:26	0.464
374	24-Jun	13:28:26	0.069
375	24-Jun	13:29:26	0.038
376	24-Jun	13:30:26	0.062
377	24-Jun	13:31:26	0.062
378	24-Jun	13:32:26	0.063
379	24-Jun	13:33:26	0.035
380	24-Jun	13:34:26	0.053
381	24-Jun	13:35:26	0.057
382	24-Jun	13:36:26	0.133
383	24-Jun	13:37:26	0.234
384	24-Jun	13:38:26	0.078
385	24-Jun	13:39:26	0.08
386	24-Jun	13:40:26	0.095
387	24-Jun	13:41:26	0.068
388	24-Jun	13:42:26	0.036
389	24-Jun	13:43:26	0.027
390	24-Jun	13:44:26	0.04
391	24-Jun	13:45:26	0.016
392	24-Jun	13:46:26	0.041
393	24-Jun	13:47:26	0.428
394	24-Jun	13:48:26	0.115
395	24-Jun	13:49:26	0.04
396	24-Jun	13:50:26	0.128
397	24-Jun	13:51:26	0.048
398	24-Jun	13:52:26	0.111
399	24-Jun	13:53:26	0.102
400	24-Jun	13:54:26	0.21
401	24-Jun	13:55:26	0.026
402	24-Jun	13:56:26	0.028
403	24-Jun	13:57:26	0.039
404	24-Jun	13:58:26	0.146
405	24-Jun	13:59:26	0.274
406	24-Jun	14:00:26	0.018
407	24-Jun	14:01:26	0.031
408	24-Jun	14:02:26	0.038
409	24-Jun	14:03:26	0.043
410	24-Jun	14:04:26	0.045
411	24-Jun	14:05:26	0.019
412	24-Jun	14:06:26	0.121
413	24-Jun	14:07:26	0.053
414	24-Jun	14:08:26	0.057
415	24-Jun	14:09:26	0.425
416	24-Jun	14:10:26	0.101
417	24-Jun	14:11:26	1.091
418	24-Jun	14:12:26	0.06
419	24-Jun	14:13:26	0.041
420	24-Jun	14:14:26	0.101
421	24-Jun	14:15:26	0.058
422	24-Jun	14:16:26	0.018
423	24-Jun	14:17:26	0.22
424	24-Jun	14:18:26	0.833
425	24-Jun	14:19:26	1.498
426	24-Jun	14:20:26	0.248
427	24-Jun	14:21:26	0.83
428	24-Jun	14:22:26	0.192
429	24-Jun	14:23:26	0.09
430	24-Jun	14:24:26	0.06
431	24-Jun	14:25:26	0.088
432	24-Jun	14:26:26	0.021
433	24-Jun	14:27:26	0.279
434	24-Jun	14:28:26	0.015
435	24-Jun	14:29:26	0.022
436	24-Jun	14:30:26	0.026
437	24-Jun	14:31:26	0.029
438	24-Jun	14:32:26	0.016
439	24-Jun	14:33:26	0.046
440	24-Jun	14:34:26	0.036
441	24-Jun	14:35:26	0.022
442	24-Jun	14:36:26	0.113
443	24-Jun	14:37:26	0.036
444	24-Jun	14:38:26	0.175
445	24-Jun	14:39:26	0.039
446	24-Jun	14:40:26	0.062
447	24-Jun	14:41:26	0.027
448	24-Jun	14:42:26	0.049
449	24-Jun	14:43:26	0.077
450	24-Jun	14:44:26	0.089
451	24-Jun	14:45:26	0.051
452	24-Jun	14:46:26	0.046
453	24-Jun	14:47:26	0.03
454	24-Jun	14:48:26	0.055
455	24-Jun	14:49:26	0.053
456	24-Jun	14:50:26	0.034
457	24-Jun	14:51:26	0.196
458	24-Jun	14:52:26	0.929
459	24-Jun	14:53:26	0.286
460	24-Jun	14:54:26	0.066
461	24-Jun	14:55:26	0.215
462	24-Jun	14:56:26	0.088
463	24-Jun	14:57:26	0.034
464	24-Jun	14:58:26	0.035
465	24-Jun	14:59:26	0.018
466	24-Jun	15:00:26	0.012
467	24-Jun	15:01:26	0.018
468	24-Jun	15:02:26	0.04
469	24-Jun	15:03:26	0.073
470	24-Jun	15:04:26	0.019
471	24-Jun	15:05:26	0.012
472	24-Jun	15:06:26	0.018
473	24-Jun	15:07:26	0.017
474	24-Jun	15:08:26	0.218
475	24-Jun	15:09:26	0.104
476	24-Jun	15:10:26	0.023
477	24-Jun	15:11:26	0.064
478	24-Jun	15:12:26	0.101
479	24-Jun	15:13:26	0.044
480	24-Jun	15:14:26	0.058
481	24-Jun	15:15:26	0.056
482	24-Jun	15:16:26	0.177
483	24-Jun	15:17:26	0.061
484	24-Jun	15:18:26	0.259
485	24-Jun	15:19:26	0.027
486	24-Jun	15:20:26	0.094
487	24-Jun	15:21:26	0.092
488	24-Jun	15:22:26	0.03
489	24-Jun	15:23:26	0.062
490	24-Jun	15:24:26	0.199
491	24-Jun	15:25:26	0.047
492	24-Jun	15:26:26	0.089
493	24-Jun	15:27:26	1.454
494	24-Jun	15:28:26	0.206

25 June, 2009

pDR-1000 S/N: 05156
User ID: EB-2
Tag Number: 01
Number of logged points: 507
Start time and date: 06:58:35 25-Jun
Elapsed time: 08:27:00
Logging period (sec): 60
Calibration Factor (%): 100
Max Display Concentration: 6.954 mg/m³
Time at maximum: 14:01:52 Jun 25
Max STEL Concentration: 0.290 mg/m³
Time at max STEL: 07:48:36 Jun 25
Overall Avg Conc: 0.070 mg/m³

Point	Date	Time	Average Conc. (mg/m³)	Point	Date	Time	Average Conc. (mg/m³)	Point	Date	Time	Average Conc. (mg/m³)
1	25-Jun	06:59:35	0.017	50	25-Jun	07:48:35	0.589	99	25-Jun	08:37:35	0.005
2	25-Jun	07:00:35	0.185	51	25-Jun	07:49:35	0.378	100	25-Jun	08:38:35	0.177
3	25-Jun	07:01:35	0.042	52	25-Jun	07:50:35	0.717	101	25-Jun	08:39:35	0.096
4	25-Jun	07:02:35	0.013	53	25-Jun	07:51:35	0.211	102	25-Jun	08:40:35	0.034
5	25-Jun	07:03:35	0.006	54	25-Jun	07:52:35	0.152	103	25-Jun	08:41:35	0.02
6	25-Jun	07:04:35	0.005	55	25-Jun	07:53:35	0.719	104	25-Jun	08:42:35	0.049
7	25-Jun	07:05:35	0.004	56	25-Jun	07:54:35	0.052	105	25-Jun	08:43:35	0.068
8	25-Jun	07:06:35	0.004	57	25-Jun	07:55:35	0.121	106	25-Jun	08:44:35	0.089
9	25-Jun	07:07:35	0.003	58	25-Jun	07:56:35	0.059	107	25-Jun	08:45:35	0.082
10	25-Jun	07:08:35	0.003	59	25-Jun	07:57:35	0.009	108	25-Jun	08:46:35	0.047
11	25-Jun	07:09:35	0.05	60	25-Jun	07:58:35	0.007	109	25-Jun	08:47:35	0.034
12	25-Jun	07:10:35	0.052	61	25-Jun	07:59:35	0.007	110	25-Jun	08:48:35	0.062
13	25-Jun	07:11:35	0.014	62	25-Jun	08:00:35	0.006	111	25-Jun	08:49:35	0.059
14	25-Jun	07:12:35	0.007	63	25-Jun	08:01:35	0.007	112	25-Jun	08:50:35	0.019
15	25-Jun	07:13:35	0.017	64	25-Jun	08:02:35	0.007	113	25-Jun	08:51:35	0.089
16	25-Jun	07:14:35	0.009	65	25-Jun	08:03:35	0.007	114	25-Jun	08:52:35	0.136
17	25-Jun	07:15:35	0.014	66	25-Jun	08:04:35	0.008	115	25-Jun	08:53:35	0.092
18	25-Jun	07:16:35	0.057	67	25-Jun	08:05:35	0.008	116	25-Jun	08:54:35	0.106
19	25-Jun	07:17:35	0.008	68	25-Jun	08:06:35	0.006	117	25-Jun	08:55:35	0.047
20	25-Jun	07:18:35	0.313	69	25-Jun	08:07:35	0.007	118	25-Jun	08:56:35	0.025
21	25-Jun	07:19:35	0.131	70	25-Jun	08:08:35	0.005	119	25-Jun	08:57:35	0.007
22	25-Jun	07:20:35	0.072	71	25-Jun	08:09:35	0.006	120	25-Jun	08:58:35	0.006
23	25-Jun	07:21:35	0.028	72	25-Jun	08:10:35	0.621	121	25-Jun	08:59:35	0.005
24	25-Jun	07:22:35	0.015	73	25-Jun	08:11:35	0.019	122	25-Jun	09:00:35	0.011
25	25-Jun	07:23:35	0.011	74	25-Jun	08:12:35	0.007	123	25-Jun	09:01:35	0.022
26	25-Jun	07:24:35	0.011	75	25-Jun	08:13:35	0.008	124	25-Jun	09:02:35	0.011
27	25-Jun	07:25:35	0.01	76	25-Jun	08:14:35	0.006	125	25-Jun	09:03:35	0.011
28	25-Jun	07:26:35	0.008	77	25-Jun	08:15:35	0.007	126	25-Jun	09:04:35	0.006
29	25-Jun	07:27:35	0.011	78	25-Jun	08:16:35	0.301	127	25-Jun	09:05:35	0.021
30	25-Jun	07:28:35	0.01	79	25-Jun	08:17:35	0.048	128	25-Jun	09:06:35	0.025
31	25-Jun	07:29:35	0.009	80	25-Jun	08:18:35	0.009	129	25-Jun	09:07:35	0.012
32	25-Jun	07:30:35	0.014	81	25-Jun	08:19:35	0.148	130	25-Jun	09:08:35	0.009
33	25-Jun	07:31:35	0.01	82	25-Jun	08:20:35	0.028	131	25-Jun	09:09:35	0.007
34	25-Jun	07:32:35	0.008	83	25-Jun	08:21:35	0.035	132	25-Jun	09:10:35	0.372
35	25-Jun	07:33:35	0.013	84	25-Jun	08:22:35	0.034	133	25-Jun	09:11:35	0.418
36	25-Jun	07:34:35	1.037	85	25-Jun	08:23:35	0.052	134	25-Jun	09:12:35	0.045
37	25-Jun	07:35:35	0.452	86	25-Jun	08:24:35	0.067	135	25-Jun	09:13:35	0.026
38	25-Jun	07:36:35	0.69	87	25-Jun	08:25:35	0.029	136	25-Jun	09:14:35	0.058
39	25-Jun	07:37:35	0.384	88	25-Jun	08:26:35	0.007	137	25-Jun	09:15:35	0.023
40	25-Jun	07:38:35	0.222	89	25-Jun	08:27:35	0.005	138	25-Jun	09:16:35	0.192
41	25-Jun	07:39:35	0.138	90	25-Jun	08:28:35	0.005	139	25-Jun	09:17:35	0.109
42	25-Jun	07:40:35	0.05	91	25-Jun	08:29:35	0.005	140	25-Jun	09:18:35	0.015
43	25-Jun	07:41:35	0.044	92	25-Jun	08:30:35	0.006	141	25-Jun	09:19:35	0.032
44	25-Jun	07:42:35	0.092	93	25-Jun	08:31:35	0.009	142	25-Jun	09:20:35	0.01
45	25-Jun	07:43:35	0.095	94	25-Jun	08:32:35	0.006	143	25-Jun	09:21:35	0.015
46	25-Jun	07:44:35	0.102	95	25-Jun	08:33:35	0.004	144	25-Jun	09:22:35	0.01
47	25-Jun	07:45:35	0.074	96	25-Jun	08:34:35	0.009	145	25-Jun	09:23:35	0.019
48	25-Jun	07:46:35	0.271	97	25-Jun	08:35:35	0.011	146	25-Jun	09:24:35	0.01
49	25-Jun	07:47:35	0.113	98	25-Jun	08:36:35	0.006	147	25-Jun	09:25:35	0.01

Point	Date	Time	Average Conc. (mg/m³)	Point	Date	Time	Average Conc. (mg/m³)	Point	Date	Time	Average Conc. (mg/m³)
148	25-Jun	09:26:35	0.016	213	25-Jun	10:31:35	0.008	278	25-Jun	11:36:35	0.018
149	25-Jun	09:27:35	0.01	214	25-Jun	10:32:35	0.041	279	25-Jun	11:37:35	0.009
150	25-Jun	09:28:35	0.009	215	25-Jun	10:33:35	0.058	280	25-Jun	11:38:35	0.054
151	25-Jun	09:29:35	0.008	216	25-Jun	10:34:35	0.033	281	25-Jun	11:39:35	0.039
152	25-Jun	09:30:35	0.01	217	25-Jun	10:35:35	0.032	282	25-Jun	11:40:35	0.069
153	25-Jun	09:31:35	0.007	218	25-Jun	10:36:35	0.1	283	25-Jun	11:41:35	0.074
154	25-Jun	09:32:35	0.007	219	25-Jun	10:37:35	0.006	284	25-Jun	11:42:35	0.046
155	25-Jun	09:33:35	0.019	220	25-Jun	10:38:35	0.008	285	25-Jun	11:43:35	0.05
156	25-Jun	09:34:35	0.012	221	25-Jun	10:39:35	0.018	286	25-Jun	11:44:35	0.062
157	25-Jun	09:35:35	0.148	222	25-Jun	10:40:35	0.014	287	25-Jun	11:45:35	0.074
158	25-Jun	09:36:35	0.041	223	25-Jun	10:41:35	0.018	288	25-Jun	11:46:35	0.074
159	25-Jun	09:37:35	0.056	224	25-Jun	10:42:35	0.008	289	25-Jun	11:47:35	0.031
160	25-Jun	09:38:35	0.109	225	25-Jun	10:43:35	0.013	290	25-Jun	11:48:35	0.049
161	25-Jun	09:39:35	0.039	226	25-Jun	10:44:35	0.01	291	25-Jun	11:49:35	0.062
162	25-Jun	09:40:35	0.177	227	25-Jun	10:45:35	0.068	292	25-Jun	11:50:35	0.101
163	25-Jun	09:41:35	0.154	228	25-Jun	10:46:35	0.01	293	25-Jun	11:51:35	0.03
164	25-Jun	09:42:35	0.048	229	25-Jun	10:47:35	0.005	294	25-Jun	11:52:35	0.127
165	25-Jun	09:43:35	0.087	230	25-Jun	10:48:35	0.004	295	25-Jun	11:53:35	0.094
166	25-Jun	09:44:35	0.114	231	25-Jun	10:49:35	0.007	296	25-Jun	11:54:35	0.163
167	25-Jun	09:45:35	0.046	232	25-Jun	10:50:35	0.011	297	25-Jun	11:55:35	0.075
168	25-Jun	09:46:35	0.035	233	25-Jun	10:51:35	0.013	298	25-Jun	11:56:35	0.076
169	25-Jun	09:47:35	0.058	234	25-Jun	10:52:35	0.012	299	25-Jun	11:57:35	0.018
170	25-Jun	09:48:35	0.074	235	25-Jun	10:53:35	0.006	300	25-Jun	11:58:35	0.01
171	25-Jun	09:49:35	0.137	236	25-Jun	10:54:35	0.01	301	25-Jun	11:59:35	0.005
172	25-Jun	09:50:35	0.076	237	25-Jun	10:55:35	0.095	302	25-Jun	12:00:35	0.023
173	25-Jun	09:51:35	0.184	238	25-Jun	10:56:35	0.491	303	25-Jun	12:01:35	0.002
174	25-Jun	09:52:35	0.07	239	25-Jun	10:57:35	0.189	304	25-Jun	12:02:35	0.048
175	25-Jun	09:53:35	0.052	240	25-Jun	10:58:35	0.225	305	25-Jun	12:03:35	0.009
176	25-Jun	09:54:35	0.022	241	25-Jun	10:59:35	0.053	306	25-Jun	12:04:35	0.025
177	25-Jun	09:55:35	0.022	242	25-Jun	11:00:35	0.017	307	25-Jun	12:05:35	0.005
178	25-Jun	09:56:35	0.084	243	25-Jun	11:01:35	0.007	308	25-Jun	12:06:35	0.005
179	25-Jun	09:57:35	0.129	244	25-Jun	11:02:35	0.12	309	25-Jun	12:07:35	0.005
180	25-Jun	09:58:35	0.034	245	25-Jun	11:03:35	0.049	310	25-Jun	12:08:35	0.004
181	25-Jun	09:59:35	0.18	246	25-Jun	11:04:35	0.067	311	25-Jun	12:09:35	0.003
182	25-Jun	10:00:35	0.226	247	25-Jun	11:05:35	0.055	312	25-Jun	12:10:35	0.009
183	25-Jun	10:01:35	0.083	248	25-Jun	11:06:35	0.056	313	25-Jun	12:11:35	0.002
184	25-Jun	10:02:35	0.009	249	25-Jun	11:07:35	0.069	314	25-Jun	12:12:35	0.004
185	25-Jun	10:03:35	0.018	250	25-Jun	11:08:35	0.047	315	25-Jun	12:13:35	0.004
186	25-Jun	10:04:35	0.132	251	25-Jun	11:09:35	0.058	316	25-Jun	12:14:35	0.008
187	25-Jun	10:05:35	0.052	252	25-Jun	11:10:35	0.094	317	25-Jun	12:15:35	0.004
188	25-Jun	10:06:35	0.057	253	25-Jun	11:11:35	0.058	318	25-Jun	12:16:35	0.005
189	25-Jun	10:07:35	0.918	254	25-Jun	11:12:35	0.045	319	25-Jun	12:17:35	0.004
190	25-Jun	10:08:35	0.127	255	25-Jun	11:13:35	0.07	320	25-Jun	12:18:35	0.005
191	25-Jun	10:09:35	0.225	256	25-Jun	11:14:35	0.027	321	25-Jun	12:19:35	0.004
192	25-Jun	10:10:35	0.048	257	25-Jun	11:15:35	0.021	322	25-Jun	12:20:35	0.003
193	25-Jun	10:11:35	0.03	258	25-Jun	11:16:35	0.153	323	25-Jun	12:21:35	0.004
194	25-Jun	10:12:35	0.047	259	25-Jun	11:17:35	0.058	324	25-Jun	12:22:35	0.004
195	25-Jun	10:13:35	0.179	260	25-Jun	11:18:35	0.066	325	25-Jun	12:23:35	0.004
196	25-Jun	10:14:35	0.03	261	25-Jun	11:19:35	0.043	326	25-Jun	12:24:35	0.006
197	25-Jun	10:15:35	0.074	262	25-Jun	11:20:35	0.024	327	25-Jun	12:25:35	0.006
198	25-Jun	10:16:35	0.095	263	25-Jun	11:21:35	0.022	328	25-Jun	12:26:35	0.005
199	25-Jun	10:17:35	0.051	264	25-Jun	11:22:35	0.028	329	25-Jun	12:27:35	0.005
200	25-Jun	10:18:35	0.066	265	25-Jun	11:23:35	0.024	330	25-Jun	12:28:35	0.004
201	25-Jun	10:19:35	0.258	266	25-Jun	11:24:35	0.025	331	25-Jun	12:29:35	0.007
202	25-Jun	10:20:35	0.139	267	25-Jun	11:25:35	0.048	332	25-Jun	12:30:35	0.013
203	25-Jun	10:21:35	0.041	268	25-Jun	11:26:35	0.023	333	25-Jun	12:31:35	0.005
204	25-Jun	10:22:35	0.033	269	25-Jun	11:27:35	0.018	334	25-Jun	12:32:35	0.026
205	25-Jun	10:23:35	0.023	270	25-Jun	11:28:35	0.015	335	25-Jun	12:33:35	0.005
206	25-Jun	10:24:35	0.113	271	25-Jun	11:29:35	0.06	336	25-Jun	12:34:35	0.026
207	25-Jun	10:25:35	0.109	272	25-Jun	11:30:35	0.031	337	25-Jun	12:35:35	0.058
208	25-Jun	10:26:35	0.033	273	25-Jun	11:31:35	0.03	338	25-Jun	12:36:35	0.018
209	25-Jun	10:27:35	0.036	274	25-Jun	11:32:35	0.019	339	25-Jun	12:37:35	0.014
210	25-Jun	10:28:35	0.018	275	25-Jun	11:33:35	0.014	340	25-Jun	12:38:35	0.018
211	25-Jun	10:29:35	0.006	276	25-Jun	11:34:35	0.022	341	25-Jun	12:39:35	0.034
212	25-Jun	10:30:35	0.015	277	25-Jun	11:35:35	0.031	342	25-Jun	12:40:35	0.009

Point	Date	Time	Average Conc. (mg/m³)	Point	Date	Time	Average Conc. (mg/m³)	Point	Date	Time	Average Conc. (mg/m³)
343	25-Jun	12:41:35	0.004	408	25-Jun	13:46:35	0.01	473	25-Jun	14:51:35	0.239
344	25-Jun	12:42:35	0.006	409	25-Jun	13:47:35	0.029	474	25-Jun	14:52:35	0.546
345	25-Jun	12:43:35	0.011	410	25-Jun	13:48:35	0.148	475	25-Jun	14:53:35	0.103
346	25-Jun	12:44:35	0.007	411	25-Jun	13:49:35	0.146	476	25-Jun	14:54:35	0.076
347	25-Jun	12:45:35	0.03	412	25-Jun	13:50:35	0.022	477	25-Jun	14:55:35	0.03
348	25-Jun	12:46:35	0.014	413	25-Jun	13:51:35	0.013	478	25-Jun	14:56:35	0.015
349	25-Jun	12:47:35	0.016	414	25-Jun	13:52:35	0.007	479	25-Jun	14:57:35	0.011
350	25-Jun	12:48:35	0.021	415	25-Jun	13:53:35	0.013	480	25-Jun	14:58:35	0.012
351	25-Jun	12:49:35	0.021	416	25-Jun	13:54:35	0.024	481	25-Jun	14:59:35	0.03
352	25-Jun	12:50:35	0.021	417	25-Jun	13:55:35	0.547	482	25-Jun	15:00:35	0.035
353	25-Jun	12:51:35	0.008	418	25-Jun	13:56:35	0.174	483	25-Jun	15:01:35	0.022
354	25-Jun	12:52:35	0.004	419	25-Jun	13:57:35	0.023	484	25-Jun	15:02:35	0.099
355	25-Jun	12:53:35	0.02	420	25-Jun	13:58:35	0.018	485	25-Jun	15:03:35	0.093
356	25-Jun	12:54:35	0.022	421	25-Jun	13:59:35	0.006	486	25-Jun	15:04:35	0.048
357	25-Jun	12:55:35	0.035	422	25-Jun	14:00:35	0.364	487	25-Jun	15:05:35	0.369
358	25-Jun	12:56:35	0.01	423	25-Jun	14:01:35	0.232	488	25-Jun	15:06:35	0.174
359	25-Jun	12:57:35	0.004	424	25-Jun	14:02:35	2.486	489	25-Jun	15:07:35	0.045
360	25-Jun	12:58:35	0.008	425	25-Jun	14:03:35	0.024	490	25-Jun	15:08:35	0.024
361	25-Jun	12:59:35	0.005	426	25-Jun	14:04:35	0.006	491	25-Jun	15:09:35	0.089
362	25-Jun	13:00:35	0.009	427	25-Jun	14:05:35	0.007	492	25-Jun	15:10:35	0.042
363	25-Jun	13:01:35	0.042	428	25-Jun	14:06:35	0.004	493	25-Jun	15:11:35	0.086
364	25-Jun	13:02:35	0.006	429	25-Jun	14:07:35	0.006	494	25-Jun	15:12:35	0.095
365	25-Jun	13:03:35	0.005	430	25-Jun	14:08:35	0.026	495	25-Jun	15:13:35	0.018
366	25-Jun	13:04:35	0.008	431	25-Jun	14:09:35	0.015	496	25-Jun	15:14:35	0.055
367	25-Jun	13:05:35	0.009	432	25-Jun	14:10:35	0.009	497	25-Jun	15:15:35	0.091
368	25-Jun	13:06:35	0.011	433	25-Jun	14:11:35	0.005	498	25-Jun	15:16:35	0.138
369	25-Jun	13:07:35	0.01	434	25-Jun	14:12:35	0.005	499	25-Jun	15:17:35	0.114
370	25-Jun	13:08:35	0.006	435	25-Jun	14:13:35	0.005	500	25-Jun	15:18:35	0.142
371	25-Jun	13:09:35	0.005	436	25-Jun	14:14:35	0.004	501	25-Jun	15:19:35	0.057
372	25-Jun	13:10:35	0.102	437	25-Jun	14:15:35	0.007	502	25-Jun	15:20:35	0.05
373	25-Jun	13:11:35	0.027	438	25-Jun	14:16:35	0.01	503	25-Jun	15:21:35	0.014
374	25-Jun	13:12:35	0.014	439	25-Jun	14:17:35	0.012	504	25-Jun	15:22:35	0.085
375	25-Jun	13:13:35	0.008	440	25-Jun	14:18:35	0.007	505	25-Jun	15:23:35	0.129
376	25-Jun	13:14:35	0.004	441	25-Jun	14:19:35	0.012	506	25-Jun	15:24:35	0.138
377	25-Jun	13:15:35	0.005	442	25-Jun	14:20:35	0.449	507	25-Jun	15:25:35	0.145
378	25-Jun	13:16:35	0.005	443	25-Jun	14:21:35	0.043				
379	25-Jun	13:17:35	0.003	444	25-Jun	14:22:35	0.058				
380	25-Jun	13:18:35	0.006	445	25-Jun	14:23:35	0.033				
381	25-Jun	13:19:35	0.004	446	25-Jun	14:24:35	0.015				
382	25-Jun	13:20:35	0.007	447	25-Jun	14:25:35	0.011				
383	25-Jun	13:21:35	0.003	448	25-Jun	14:26:35	0.006				
384	25-Jun	13:22:35	0.003	449	25-Jun	14:27:35	0.091				
385	25-Jun	13:23:35	0.004	450	25-Jun	14:28:35	0.192				
386	25-Jun	13:24:35	0.003	451	25-Jun	14:29:35	0.257				
387	25-Jun	13:25:35	0.002	452	25-Jun	14:30:35	0.227				
388	25-Jun	13:26:35	0.002	453	25-Jun	14:31:35	0.144				
389	25-Jun	13:27:35	0.002	454	25-Jun	14:32:35	0.104				
390	25-Jun	13:28:35	0.003	455	25-Jun	14:33:35	0.091				
391	25-Jun	13:29:35	0.003	456	25-Jun	14:34:35	0.055				
392	25-Jun	13:30:35	0.002	457	25-Jun	14:35:35	0.06				
393	25-Jun	13:31:35	0.002	458	25-Jun	14:36:35	0.04				
394	25-Jun	13:32:35	0.003	459	25-Jun	14:37:35	0.028				
395	25-Jun	13:33:35	0.002	460	25-Jun	14:38:35	0.017				
396	25-Jun	13:34:35	0.004	461	25-Jun	14:39:35	0.015				
397	25-Jun	13:35:35	0.003	462	25-Jun	14:40:35	0.054				
398	25-Jun	13:36:35	0.002	463	25-Jun	14:41:35	0.033				
399	25-Jun	13:37:35	0.002	464	25-Jun	14:42:35	0.019				
400	25-Jun	13:38:35	0.01	465	25-Jun	14:43:35	0.031				
401	25-Jun	13:39:35	0.009	466	25-Jun	14:44:35	0.013				
402	25-Jun	13:40:35	0.004	467	25-Jun	14:45:35	0.004				
403	25-Jun	13:41:35	0.004	468	25-Jun	14:46:35	0.295				
404	25-Jun	13:42:35	0.004	469	25-Jun	14:47:35	0.153				
405	25-Jun	13:43:35	0.005	470	25-Jun	14:48:35	0.434				
406	25-Jun	13:44:35	0.006	471	25-Jun	14:49:35	0.295				
407	25-Jun	13:45:35	0.011	472	25-Jun	14:50:35	0.606				

29 June, 2009

pDR-1000 S/N: 04476
User ID: EB-1
Tag Number: 01
Number of logged points: 501
Start time and date: 07:02:32 29-Jun
Elapsed time: 08:21:00
Logging period (sec): 60
Calibration Factor (%): 100
Max Display Concentration: 28.700 mg/m³
Time at maximum: 11:10:12 Jun 29
Max STEL Concentration: 1.311 mg/m³
Time at max STEL: 11:24:03 Jun 29
Overall Avg Conc: 0.366 mg/m³

Point	Date	Time	Average Conc. (mg/m³)	Point	Date	Time	Average Conc. (mg/m³)	Point	Date	Time	Average Conc. (mg/m³)
1	29-Jun	07:03:32	0.093	50	29-Jun	07:52:32	0.072	99	29-Jun	08:41:32	0.037
2	29-Jun	07:04:32	0.158	51	29-Jun	07:53:32	0.127	100	29-Jun	08:42:32	0.031
3	29-Jun	07:05:32	0.036	52	29-Jun	07:54:32	0.042	101	29-Jun	08:43:32	0.028
4	29-Jun	07:06:32	0.034	53	29-Jun	07:55:32	0.057	102	29-Jun	08:44:32	0.036
5	29-Jun	07:07:32	0.038	54	29-Jun	07:56:32	0.333	103	29-Jun	08:45:32	0.027
6	29-Jun	07:08:32	0.041	55	29-Jun	07:57:32	0.579	104	29-Jun	08:46:32	0.031
7	29-Jun	07:09:32	0.141	56	29-Jun	07:58:32	0.101	105	29-Jun	08:47:32	0.034
8	29-Jun	07:10:32	0.141	57	29-Jun	07:59:32	0.591	106	29-Jun	08:48:32	0.03
9	29-Jun	07:11:32	0.099	58	29-Jun	08:00:32	0.258	107	29-Jun	08:49:32	0.033
10	29-Jun	07:12:32	0.117	59	29-Jun	08:01:32	0.233	108	29-Jun	08:50:32	0.033
11	29-Jun	07:13:32	0.051	60	29-Jun	08:02:32	0.529	109	29-Jun	08:51:32	0.026
12	29-Jun	07:14:32	0.059	61	29-Jun	08:03:32	0.347	110	29-Jun	08:52:32	0.033
13	29-Jun	07:15:32	0.377	62	29-Jun	08:04:32	0.189	111	29-Jun	08:53:32	0.033
14	29-Jun	07:16:32	0.424	63	29-Jun	08:05:32	0.445	112	29-Jun	08:54:32	0.034
15	29-Jun	07:17:32	0.284	64	29-Jun	08:06:32	0.067	113	29-Jun	08:55:32	0.035
16	29-Jun	07:18:32	0.195	65	29-Jun	08:07:32	0.107	114	29-Jun	08:56:32	0.429
17	29-Jun	07:19:32	0.136	66	29-Jun	08:08:32	0.108	115	29-Jun	08:57:32	1.716
18	29-Jun	07:20:32	0.098	67	29-Jun	08:09:32	0.16	116	29-Jun	08:58:32	0.197
19	29-Jun	07:21:32	0.072	68	29-Jun	08:10:32	0.088	117	29-Jun	08:59:32	0.155
20	29-Jun	07:22:32	0.06	69	29-Jun	08:11:32	0.116	118	29-Jun	09:00:32	0.098
21	29-Jun	07:23:32	0.041	70	29-Jun	08:12:32	0.062	119	29-Jun	09:01:32	0.356
22	29-Jun	07:24:32	0.052	71	29-Jun	08:13:32	0.073	120	29-Jun	09:02:32	0.036
23	29-Jun	07:25:32	0.055	72	29-Jun	08:14:32	0.057	121	29-Jun	09:03:32	0.041
24	29-Jun	07:26:32	0.035	73	29-Jun	08:15:32	0.515	122	29-Jun	09:04:32	0.029
25	29-Jun	07:27:32	0.029	74	29-Jun	08:16:32	0.678	123	29-Jun	09:05:32	0.049
26	29-Jun	07:28:32	0.031	75	29-Jun	08:17:32	0.89	124	29-Jun	09:06:32	0.203
27	29-Jun	07:29:32	0.029	76	29-Jun	08:18:32	0.237	125	29-Jun	09:07:32	0.272
28	29-Jun	07:30:32	0.04	77	29-Jun	08:19:32	4.14	126	29-Jun	09:08:32	0.666
29	29-Jun	07:31:32	0.033	78	29-Jun	08:20:32	0.418	127	29-Jun	09:09:32	0.248
30	29-Jun	07:32:32	0.036	79	29-Jun	08:21:32	0.229	128	29-Jun	09:10:32	0.348
31	29-Jun	07:33:32	0.032	80	29-Jun	08:22:32	0.11	129	29-Jun	09:11:32	2.548
32	29-Jun	07:34:32	0.043	81	29-Jun	08:23:32	0.111	130	29-Jun	09:12:32	1.83
33	29-Jun	07:35:32	0.056	82	29-Jun	08:24:32	0.033	131	29-Jun	09:13:32	0.63
34	29-Jun	07:36:32	0.032	83	29-Jun	08:25:32	0.033	132	29-Jun	09:14:32	6.83
35	29-Jun	07:37:32	0.026	84	29-Jun	08:26:32	0.067	133	29-Jun	09:15:32	1.718
36	29-Jun	07:38:32	0.032	85	29-Jun	08:27:32	0.434	134	29-Jun	09:16:32	0.366
37	29-Jun	07:39:32	0.023	86	29-Jun	08:28:32	0.03	135	29-Jun	09:17:32	0.43
38	29-Jun	07:40:32	0.029	87	29-Jun	08:29:32	0.043	136	29-Jun	09:18:32	0.172
39	29-Jun	07:41:32	0.025	88	29-Jun	08:30:32	0.029	137	29-Jun	09:19:32	0.218
40	29-Jun	07:42:32	0.06	89	29-Jun	08:31:32	0.036	138	29-Jun	09:20:32	0.214
41	29-Jun	07:43:32	0.04	90	29-Jun	08:32:32	0.033	139	29-Jun	09:21:32	1.002
42	29-Jun	07:44:32	0.057	91	29-Jun	08:33:32	0.188	140	29-Jun	09:22:32	1.322
43	29-Jun	07:45:32	0.062	92	29-Jun	08:34:32	0.033	141	29-Jun	09:23:32	1.297
44	29-Jun	07:46:32	0.033	93	29-Jun	08:35:32	0.058	142	29-Jun	09:24:32	0.226
45	29-Jun	07:47:32	0.077	94	29-Jun	08:36:32	0.11	143	29-Jun	09:25:32	0.058
46	29-Jun	07:48:32	0.776	95	29-Jun	08:37:32	0.244	144	29-Jun	09:26:32	0.069
47	29-Jun	07:49:32	2.298	96	29-Jun	08:38:32	1.383	145	29-Jun	09:27:32	0.085
48	29-Jun	07:50:32	0.479	97	29-Jun	08:39:32	0.777	146	29-Jun	09:28:32	0.319
49	29-Jun	07:51:32	0.043	98	29-Jun	08:40:32	0.032	147	29-Jun	09:29:32	0.201

Point	Date	Time	Average Conc. (mg/m³)	Point	Date	Time	Average Conc. (mg/m³)	Point	Date	Time	Average Conc. (mg/m³)
148	29-Jun	09:30:32	0.135	213	29-Jun	10:35:32	0.043	278	29-Jun	11:40:32	0.309
149	29-Jun	09:31:32	0.282	214	29-Jun	10:36:32	0.194	279	29-Jun	11:41:32	0.624
150	29-Jun	09:32:32	0.066	215	29-Jun	10:37:32	0.138	280	29-Jun	11:42:32	0.251
151	29-Jun	09:33:32	0.054	216	29-Jun	10:38:32	0.241	281	29-Jun	11:43:32	0.516
152	29-Jun	09:34:32	0.127	217	29-Jun	10:39:32	0.079	282	29-Jun	11:44:32	0.208
153	29-Jun	09:35:32	0.14	218	29-Jun	10:40:32	0.317	283	29-Jun	11:45:32	0.248
154	29-Jun	09:36:32	0.154	219	29-Jun	10:41:32	0.338	284	29-Jun	11:46:32	0.228
155	29-Jun	09:37:32	0.071	220	29-Jun	10:42:32	0.526	285	29-Jun	11:47:32	0.578
156	29-Jun	09:38:32	0.132	221	29-Jun	10:43:32	0.284	286	29-Jun	11:48:32	0.369
157	29-Jun	09:39:32	0.042	222	29-Jun	10:44:32	0.079	287	29-Jun	11:49:32	0.222
158	29-Jun	09:40:32	0.054	223	29-Jun	10:45:32	0.159	288	29-Jun	11:50:32	1.24
159	29-Jun	09:41:32	0.073	224	29-Jun	10:46:32	0.156	289	29-Jun	11:51:32	0.174
160	29-Jun	09:42:32	0.202	225	29-Jun	10:47:32	1.229	290	29-Jun	11:52:32	0.523
161	29-Jun	09:43:32	0.276	226	29-Jun	10:48:32	1.467	291	29-Jun	11:53:32	0.568
162	29-Jun	09:44:32	0.136	227	29-Jun	10:49:32	0.183	292	29-Jun	11:54:32	0.213
163	29-Jun	09:45:32	0.268	228	29-Jun	10:50:32	0.186	293	29-Jun	11:55:32	0.198
164	29-Jun	09:46:32	0.208	229	29-Jun	10:51:32	1.583	294	29-Jun	11:56:32	0.053
165	29-Jun	09:47:32	0.179	230	29-Jun	10:52:32	0.21	295	29-Jun	11:57:32	0.181
166	29-Jun	09:48:32	0.197	231	29-Jun	10:53:32	0.151	296	29-Jun	11:58:32	0.127
167	29-Jun	09:49:32	0.087	232	29-Jun	10:54:32	0.498	297	29-Jun	11:59:32	0.113
168	29-Jun	09:50:32	0.076	233	29-Jun	10:55:32	0.585	298	29-Jun	12:00:32	0.261
169	29-Jun	09:51:32	0.11	234	29-Jun	10:56:32	0.667	299	29-Jun	12:01:32	0.082
170	29-Jun	09:52:32	0.052	235	29-Jun	10:57:32	0.437	300	29-Jun	12:02:32	0.046
171	29-Jun	09:53:32	0.095	236	29-Jun	10:58:32	1.307	301	29-Jun	12:03:32	0.139
172	29-Jun	09:54:32	0.117	237	29-Jun	10:59:32	1.122	302	29-Jun	12:04:32	0.248
173	29-Jun	09:55:32	0.138	238	29-Jun	11:00:32	0.862	303	29-Jun	12:05:32	0.287
174	29-Jun	09:56:32	0.166	239	29-Jun	11:01:32	0.487	304	29-Jun	12:06:32	0.878
175	29-Jun	09:57:32	0.128	240	29-Jun	11:02:32	1.151	305	29-Jun	12:07:32	0.295
176	29-Jun	09:58:32	0.432	241	29-Jun	11:03:32	1.05	306	29-Jun	12:08:32	0.153
177	29-Jun	09:59:32	1.38	242	29-Jun	11:04:32	0.366	307	29-Jun	12:09:32	0.243
178	29-Jun	10:00:32	1.24	243	29-Jun	11:05:32	0.197	308	29-Jun	12:10:32	0.153
179	29-Jun	10:01:32	0.218	244	29-Jun	11:06:32	0.16	309	29-Jun	12:11:32	0.555
180	29-Jun	10:02:32	0.311	245	29-Jun	11:07:32	0.075	310	29-Jun	12:12:32	0.135
181	29-Jun	10:03:32	0.12	246	29-Jun	11:08:32	0.963	311	29-Jun	12:13:32	0.053
182	29-Jun	10:04:32	0.224	247	29-Jun	11:09:32	0.746	312	29-Jun	12:14:32	0.15
183	29-Jun	10:05:32	0.143	248	29-Jun	11:10:32	7.71	313	29-Jun	12:15:32	0.21
184	29-Jun	10:06:32	0.183	249	29-Jun	11:11:32	1.655	314	29-Jun	12:16:32	0.786
185	29-Jun	10:07:32	0.229	250	29-Jun	11:12:32	0.566	315	29-Jun	12:17:32	0.14
186	29-Jun	10:08:32	0.241	251	29-Jun	11:13:32	1.175	316	29-Jun	12:18:32	0.263
187	29-Jun	10:09:32	0.101	252	29-Jun	11:14:32	1.332	317	29-Jun	12:19:32	0.049
188	29-Jun	10:10:32	0.063	253	29-Jun	11:15:32	1.029	318	29-Jun	12:20:32	0.047
189	29-Jun	10:11:32	0.812	254	29-Jun	11:16:32	0.678	319	29-Jun	12:21:32	0.056
190	29-Jun	10:12:32	0.094	255	29-Jun	11:17:32	0.479	320	29-Jun	12:22:32	0.059
191	29-Jun	10:13:32	0.195	256	29-Jun	11:18:32	0.497	321	29-Jun	12:23:32	0.133
192	29-Jun	10:14:32	0.045	257	29-Jun	11:19:32	0.243	322	29-Jun	12:24:32	0.193
193	29-Jun	10:15:32	0.046	258	29-Jun	11:20:32	1.043	323	29-Jun	12:25:32	0.088
194	29-Jun	10:16:32	0.267	259	29-Jun	11:21:32	0.182	324	29-Jun	12:26:32	0.174
195	29-Jun	10:17:32	0.063	260	29-Jun	11:22:32	0.943	325	29-Jun	12:27:32	0.199
196	29-Jun	10:18:32	0.362	261	29-Jun	11:23:32	0.904	326	29-Jun	12:28:32	0.283
197	29-Jun	10:19:32	0.065	262	29-Jun	11:24:32	0.751	327	29-Jun	12:29:32	0.047
198	29-Jun	10:20:32	0.054	263	29-Jun	11:25:32	0.306	328	29-Jun	12:30:32	0.075
199	29-Jun	10:21:32	0.038	264	29-Jun	11:26:32	1.196	329	29-Jun	12:31:32	0.05
200	29-Jun	10:22:32	0.089	265	29-Jun	11:27:32	1.768	330	29-Jun	12:32:32	0.31
201	29-Jun	10:23:32	0.091	266	29-Jun	11:28:32	1.16	331	29-Jun	12:33:32	0.062
202	29-Jun	10:24:32	0.052	267	29-Jun	11:29:32	0.12	332	29-Jun	12:34:32	0.086
203	29-Jun	10:25:32	0.277	268	29-Jun	11:30:32	0.045	333	29-Jun	12:35:32	0.069
204	29-Jun	10:26:32	0.207	269	29-Jun	11:31:32	0.121	334	29-Jun	12:36:32	0.091
205	29-Jun	10:27:32	0.225	270	29-Jun	11:32:32	1.983	335	29-Jun	12:37:32	0.348
206	29-Jun	10:28:32	0.041	271	29-Jun	11:33:32	0.301	336	29-Jun	12:38:32	0.406
207	29-Jun	10:29:32	0.197	272	29-Jun	11:34:32	0.052	337	29-Jun	12:39:32	0.117
208	29-Jun	10:30:32	0.063	273	29-Jun	11:35:32	0.148	338	29-Jun	12:40:32	0.056
209	29-Jun	10:31:32	0.119	274	29-Jun	11:36:32	0.174	339	29-Jun	12:41:32	0.822
210	29-Jun	10:32:32	0.117	275	29-Jun	11:37:32	0.474	340	29-Jun	12:42:32	0.089
211	29-Jun	10:33:32	0.084	276	29-Jun	11:38:32	0.156	341	29-Jun	12:43:32	0.184
212	29-Jun	10:34:32	0.082	277	29-Jun	11:39:32	0.082	342	29-Jun	12:44:32	0.228

Point	Date	Time	Average Conc. (mg/m³)
343	29-Jun	12:45:32	0.042
344	29-Jun	12:46:32	0.034
345	29-Jun	12:47:32	0.548
346	29-Jun	12:48:32	0.236
347	29-Jun	12:49:32	0.548
348	29-Jun	12:50:32	0.857
349	29-Jun	12:51:32	2.088
350	29-Jun	12:52:32	1.004
351	29-Jun	12:53:32	0.649
352	29-Jun	12:54:32	0.248
353	29-Jun	12:55:32	0.485
354	29-Jun	12:56:32	0.142
355	29-Jun	12:57:32	0.046
356	29-Jun	12:58:32	0.07
357	29-Jun	12:59:32	0.246
358	29-Jun	13:00:32	0.186
359	29-Jun	13:01:32	0.183
360	29-Jun	13:02:32	0.171
361	29-Jun	13:03:32	1.651
362	29-Jun	13:04:32	1.431
363	29-Jun	13:05:32	0.112
364	29-Jun	13:06:32	0.124
365	29-Jun	13:07:32	0.515
366	29-Jun	13:08:32	1.234
367	29-Jun	13:09:32	0.753
368	29-Jun	13:10:32	0.508
369	29-Jun	13:11:32	0.321
370	29-Jun	13:12:32	0.357
371	29-Jun	13:13:32	0.137
372	29-Jun	13:14:32	0.205
373	29-Jun	13:15:32	0.109
374	29-Jun	13:16:32	0.141
375	29-Jun	13:17:32	0.259
376	29-Jun	13:18:32	0.065
377	29-Jun	13:19:32	0.072
378	29-Jun	13:20:32	1.057
379	29-Jun	13:21:32	0.427
380	29-Jun	13:22:32	0.096
381	29-Jun	13:23:32	0.07
382	29-Jun	13:24:32	0.154
383	29-Jun	13:25:32	0.113
384	29-Jun	13:26:32	0.197
385	29-Jun	13:27:32	0.192
386	29-Jun	13:28:32	0.061
387	29-Jun	13:29:32	0.283
388	29-Jun	13:30:32	0.249
389	29-Jun	13:31:32	0.244
390	29-Jun	13:32:32	0.055
391	29-Jun	13:33:32	0.054
392	29-Jun	13:34:32	0.167
393	29-Jun	13:35:32	0.084
394	29-Jun	13:36:32	0.153
395	29-Jun	13:37:32	0.109
396	29-Jun	13:38:32	0.06
397	29-Jun	13:39:32	0.191
398	29-Jun	13:40:32	0.265
399	29-Jun	13:41:32	0.182
400	29-Jun	13:42:32	0.295
401	29-Jun	13:43:32	0.069
402	29-Jun	13:44:32	0.125
403	29-Jun	13:45:32	0.266
404	29-Jun	13:46:32	0.218
405	29-Jun	13:47:32	0.133
406	29-Jun	13:48:32	0.151
407	29-Jun	13:49:32	0.074
408	29-Jun	13:50:32	0.136
409	29-Jun	13:51:32	0.197
410	29-Jun	13:52:32	0.253
411	29-Jun	13:53:32	0.043
412	29-Jun	13:54:32	0.061
413	29-Jun	13:55:32	0.139
414	29-Jun	13:56:32	0.367
415	29-Jun	13:57:32	1.178
416	29-Jun	13:58:32	0.317
417	29-Jun	13:59:32	0.144
418	29-Jun	14:00:32	0.647
419	29-Jun	14:01:32	0.49
420	29-Jun	14:02:32	0.077
421	29-Jun	14:03:32	0.084
422	29-Jun	14:04:32	0.063
423	29-Jun	14:05:32	0.238
424	29-Jun	14:06:32	0.091
425	29-Jun	14:07:32	0.094
426	29-Jun	14:08:32	0.179
427	29-Jun	14:09:32	1.359
428	29-Jun	14:10:32	1.642
429	29-Jun	14:11:32	0.93
430	29-Jun	14:12:32	0.419
431	29-Jun	14:13:32	0.183
432	29-Jun	14:14:32	0.205
433	29-Jun	14:15:32	0.095
434	29-Jun	14:16:32	0.108
435	29-Jun	14:17:32	0.372
436	29-Jun	14:18:32	0.727
437	29-Jun	14:19:32	0.395
438	29-Jun	14:20:32	0.933
439	29-Jun	14:21:32	1.669
440	29-Jun	14:22:32	0.404
441	29-Jun	14:23:32	0.141
442	29-Jun	14:24:32	0.067
443	29-Jun	14:25:32	0.124
444	29-Jun	14:26:32	0.099
445	29-Jun	14:27:32	0.156
446	29-Jun	14:28:32	0.212
447	29-Jun	14:29:32	0.156
448	29-Jun	14:30:32	0.259
449	29-Jun	14:31:32	0.496
450	29-Jun	14:32:32	0.047
451	29-Jun	14:33:32	0.039
452	29-Jun	14:34:32	0.108
453	29-Jun	14:35:32	0.735
454	29-Jun	14:36:32	0.279
455	29-Jun	14:37:32	0.134
456	29-Jun	14:38:32	0.214
457	29-Jun	14:39:32	0.649
458	29-Jun	14:40:32	0.543
459	29-Jun	14:41:32	0.207
460	29-Jun	14:42:32	0.112
461	29-Jun	14:43:32	0.212
462	29-Jun	14:44:32	0.117
463	29-Jun	14:45:32	0.064
464	29-Jun	14:46:32	0.232
465	29-Jun	14:47:32	0.235
466	29-Jun	14:48:32	0.631
467	29-Jun	14:49:32	0.473
468	29-Jun	14:50:32	0.329
469	29-Jun	14:51:32	0.214
470	29-Jun	14:52:32	0.559
471	29-Jun	14:53:32	0.204
472	29-Jun	14:54:32	0.133
473	29-Jun	14:55:32	0.363
474	29-Jun	14:56:32	2.503
475	29-Jun	14:57:32	0.272
476	29-Jun	14:58:32	0.382
477	29-Jun	14:59:32	0.198
478	29-Jun	15:00:32	0.372
479	29-Jun	15:01:32	0.276
480	29-Jun	15:02:32	0.221
481	29-Jun	15:03:32	0.068
482	29-Jun	15:04:32	0.127
483	29-Jun	15:05:32	2.177
484	29-Jun	15:06:32	0.256
485	29-Jun	15:07:32	0.346
486	29-Jun	15:08:32	0.194
487	29-Jun	15:09:32	0.116
488	29-Jun	15:10:32	0.214
489	29-Jun	15:11:32	2.096
490	29-Jun	15:12:32	1.542
491	29-Jun	15:13:32	2.193
492	29-Jun	15:14:32	2.17
493	29-Jun	15:15:32	0.756
494	29-Jun	15:16:32	0.217
495	29-Jun	15:17:32	0.116
496	29-Jun	15:18:32	0.072
497	29-Jun	15:19:32	0.059
498	29-Jun	15:20:32	0.122
499	29-Jun	15:21:32	0.066
500	29-Jun	15:22:32	0.069
501	29-Jun	15:23:32	0.1

30 June, 2009

pDR-1000 S/N: 05156
User ID: EB-2
Tag Number: 01
Number of logged points: 513
Start time and date: 07:01:38 30-Jun
Elapsed time: 08:33:00
Logging period (sec): 60
Calibration Factor (%): 100
Max Display Concentration: 8.519 mg/m³
Time at maximum: 08:30:10 Jun 30
Max STEL Concentration: 0.441 mg/m³
Time at max STEL: 07:54:08 Jun 30
Overall Avg Conc: 0.123 mg/m³

Point	Date	Time	Average Conc. (mg/m³)	Point	Date	Time	Average Conc. (mg/m³)	Point	Date	Time	Average Conc. (mg/m³)
1	30-Jun	07:02:38	0.012	50	30-Jun	07:51:38	1.047	99	30-Jun	08:40:38	0.093
2	30-Jun	07:03:38	0.008	51	30-Jun	07:52:38	0.968	100	30-Jun	08:41:38	0.095
3	30-Jun	07:04:38	0.012	52	30-Jun	07:53:38	0.271	101	30-Jun	08:42:38	0.064
4	30-Jun	07:05:38	0.044	53	30-Jun	07:54:38	0.293	102	30-Jun	08:43:38	0.15
5	30-Jun	07:06:38	0.255	54	30-Jun	07:55:38	0.133	103	30-Jun	08:44:38	0.078
6	30-Jun	07:07:38	0.119	55	30-Jun	07:56:38	0.093	104	30-Jun	08:45:38	0.054
7	30-Jun	07:08:38	0.164	56	30-Jun	07:57:38	0.143	105	30-Jun	08:46:38	0.045
8	30-Jun	07:09:38	0.214	57	30-Jun	07:58:38	0.147	106	30-Jun	08:47:38	0.035
9	30-Jun	07:10:38	0.381	58	30-Jun	07:59:38	0.061	107	30-Jun	08:48:38	0.025
10	30-Jun	07:11:38	0.229	59	30-Jun	08:00:38	0.073	108	30-Jun	08:49:38	0.059
11	30-Jun	07:12:38	0.199	60	30-Jun	08:01:38	0.052	109	30-Jun	08:50:38	0.038
12	30-Jun	07:13:38	0.095	61	30-Jun	08:02:38	0.118	110	30-Jun	08:51:38	0.049
13	30-Jun	07:14:38	0.133	62	30-Jun	08:03:38	0.258	111	30-Jun	08:52:38	0.122
14	30-Jun	07:15:38	0.16	63	30-Jun	08:04:38	0.089	112	30-Jun	08:53:38	0.122
15	30-Jun	07:16:38	0.134	64	30-Jun	08:05:38	0.034	113	30-Jun	08:54:38	0.05
16	30-Jun	07:17:38	0.101	65	30-Jun	08:06:38	0.118	114	30-Jun	08:55:38	0.028
17	30-Jun	07:18:38	0.1	66	30-Jun	08:07:38	0.184	115	30-Jun	08:56:38	0.03
18	30-Jun	07:19:38	0.254	67	30-Jun	08:08:38	0.542	116	30-Jun	08:57:38	0.046
19	30-Jun	07:20:38	0.163	68	30-Jun	08:09:38	0.48	117	30-Jun	08:58:38	0.037
20	30-Jun	07:21:38	0.082	69	30-Jun	08:10:38	0.092	118	30-Jun	08:59:38	0.031
21	30-Jun	07:22:38	0.049	70	30-Jun	08:11:38	0.122	119	30-Jun	09:00:38	0.026
22	30-Jun	07:23:38	0.134	71	30-Jun	08:12:38	0.59	120	30-Jun	09:01:38	0.077
23	30-Jun	07:24:38	0.139	72	30-Jun	08:13:38	0.302	121	30-Jun	09:02:38	0.061
24	30-Jun	07:25:38	0.065	73	30-Jun	08:14:38	0.047	122	30-Jun	09:03:38	0.05
25	30-Jun	07:26:38	0.048	74	30-Jun	08:15:38	0.104	123	30-Jun	09:04:38	0.047
26	30-Jun	07:27:38	0.055	75	30-Jun	08:16:38	0.393	124	30-Jun	09:05:38	0.221
27	30-Jun	07:28:38	0.043	76	30-Jun	08:17:38	0.127	125	30-Jun	09:06:38	1.057
28	30-Jun	07:29:38	0.142	77	30-Jun	08:18:38	0.139	126	30-Jun	09:07:38	0.33
29	30-Jun	07:30:38	0.128	78	30-Jun	08:19:38	0.097	127	30-Jun	09:08:38	0.074
30	30-Jun	07:31:38	0.096	79	30-Jun	08:20:38	0.214	128	30-Jun	09:09:38	0.031
31	30-Jun	07:32:38	0.118	80	30-Jun	08:21:38	0.079	129	30-Jun	09:10:38	0.025
32	30-Jun	07:33:38	0.097	81	30-Jun	08:22:38	0.236	130	30-Jun	09:11:38	0.02
33	30-Jun	07:34:38	0.254	82	30-Jun	08:23:38	0.111	131	30-Jun	09:12:38	0.018
34	30-Jun	07:35:38	0.314	83	30-Jun	08:24:38	0.082	132	30-Jun	09:13:38	0.018
35	30-Jun	07:36:38	0.25	84	30-Jun	08:25:38	0.091	133	30-Jun	09:14:38	0.028
36	30-Jun	07:37:38	0.227	85	30-Jun	08:26:38	0.122	134	30-Jun	09:15:38	0.035
37	30-Jun	07:38:38	0.199	86	30-Jun	08:27:38	0.594	135	30-Jun	09:16:38	0.06
38	30-Jun	07:39:38	0.199	87	30-Jun	08:28:38	0.392	136	30-Jun	09:17:38	0.025
39	30-Jun	07:40:38	0.302	88	30-Jun	08:29:38	1.498	137	30-Jun	09:18:38	0.026
40	30-Jun	07:41:38	0.302	89	30-Jun	08:30:38	1.858	138	30-Jun	09:19:38	0.309
41	30-Jun	07:42:38	0.353	90	30-Jun	08:31:38	0.102	139	30-Jun	09:20:38	0.658
42	30-Jun	07:43:38	0.39	91	30-Jun	08:32:38	0.069	140	30-Jun	09:21:38	0.211
43	30-Jun	07:44:38	0.34	92	30-Jun	08:33:38	0.067	141	30-Jun	09:22:38	0.364
44	30-Jun	07:45:38	0.251	93	30-Jun	08:34:38	0.09	142	30-Jun	09:23:38	0.317
45	30-Jun	07:46:38	0.114	94	30-Jun	08:35:38	0.077	143	30-Jun	09:24:38	0.606
46	30-Jun	07:47:38	0.209	95	30-Jun	08:36:38	0.063	144	30-Jun	09:25:38	0.166
47	30-Jun	07:48:38	0.218	96	30-Jun	08:37:38	0.044	145	30-Jun	09:26:38	0.068
48	30-Jun	07:49:38	0.925	97	30-Jun	08:38:38	0.038	146	30-Jun	09:27:38	0.012
49	30-Jun	07:50:38	0.618	98	30-Jun	08:39:38	0.048	147	30-Jun	09:28:38	0.119

Point	Date	Time	Average Conc. (mg/m³)	Point	Date	Time	Average Conc. (mg/m³)	Point	Date	Time	Average Conc. (mg/m³)
148	30-Jun	09:29:38	0.199	213	30-Jun	10:34:38	0.599	278	30-Jun	11:39:38	0.068
149	30-Jun	09:30:38	0.015	214	30-Jun	10:35:38	0.419	279	30-Jun	11:40:38	0.026
150	30-Jun	09:31:38	0.052	215	30-Jun	10:36:38	0.391	280	30-Jun	11:41:38	0.041
151	30-Jun	09:32:38	0.032	216	30-Jun	10:37:38	0.162	281	30-Jun	11:42:38	0.062
152	30-Jun	09:33:38	0.087	217	30-Jun	10:38:38	0.175	282	30-Jun	11:43:38	0.097
153	30-Jun	09:34:38	1.271	218	30-Jun	10:39:38	0.112	283	30-Jun	11:44:38	0.076
154	30-Jun	09:35:38	0.057	219	30-Jun	10:40:38	0.055	284	30-Jun	11:45:38	0.033
155	30-Jun	09:36:38	0.014	220	30-Jun	10:41:38	0.086	285	30-Jun	11:46:38	0.024
156	30-Jun	09:37:38	0.031	221	30-Jun	10:42:38	0.13	286	30-Jun	11:47:38	0.009
157	30-Jun	09:38:38	0.254	222	30-Jun	10:43:38	0.166	287	30-Jun	11:48:38	0.012
158	30-Jun	09:39:38	0.395	223	30-Jun	10:44:38	0.268	288	30-Jun	11:49:38	0.008
159	30-Jun	09:40:38	0.237	224	30-Jun	10:45:38	0.329	289	30-Jun	11:50:38	0.009
160	30-Jun	09:41:38	1.788	225	30-Jun	10:46:38	0.149	290	30-Jun	11:51:38	0.009
161	30-Jun	09:42:38	0.308	226	30-Jun	10:47:38	0.187	291	30-Jun	11:52:38	0.01
162	30-Jun	09:43:38	0.05	227	30-Jun	10:48:38	0.054	292	30-Jun	11:53:38	0.01
163	30-Jun	09:44:38	0.065	228	30-Jun	10:49:38	0.096	293	30-Jun	11:54:38	0.007
164	30-Jun	09:45:38	0.082	229	30-Jun	10:50:38	0.027	294	30-Jun	11:55:38	0.008
165	30-Jun	09:46:38	0.112	230	30-Jun	10:51:38	0.016	295	30-Jun	11:56:38	0.008
166	30-Jun	09:47:38	0.084	231	30-Jun	10:52:38	0.147	296	30-Jun	11:57:38	0.007
167	30-Jun	09:48:38	0.304	232	30-Jun	10:53:38	0.12	297	30-Jun	11:58:38	0.009
168	30-Jun	09:49:38	0.253	233	30-Jun	10:54:38	0.14	298	30-Jun	11:59:38	0.008
169	30-Jun	09:50:38	0.102	234	30-Jun	10:55:38	0.426	299	30-Jun	12:00:38	0.008
170	30-Jun	09:51:38	0.076	235	30-Jun	10:56:38	0.181	300	30-Jun	12:01:38	0.008
171	30-Jun	09:52:38	0.069	236	30-Jun	10:57:38	1.629	301	30-Jun	12:02:38	0.01
172	30-Jun	09:53:38	0.063	237	30-Jun	10:58:38	0.284	302	30-Jun	12:03:38	0.006
173	30-Jun	09:54:38	0.039	238	30-Jun	10:59:38	0.537	303	30-Jun	12:04:38	0.006
174	30-Jun	09:55:38	0.148	239	30-Jun	11:00:38	0.193	304	30-Jun	12:05:38	0.005
175	30-Jun	09:56:38	0.303	240	30-Jun	11:01:38	0.084	305	30-Jun	12:06:38	0.008
176	30-Jun	09:57:38	0.14	241	30-Jun	11:02:38	0.026	306	30-Jun	12:07:38	0.007
177	30-Jun	09:58:38	0.022	242	30-Jun	11:03:38	0.168	307	30-Jun	12:08:38	0.009
178	30-Jun	09:59:38	0.026	243	30-Jun	11:04:38	0.139	308	30-Jun	12:09:38	0.008
179	30-Jun	10:00:38	0.103	244	30-Jun	11:05:38	0.089	309	30-Jun	12:10:38	0.01
180	30-Jun	10:01:38	0.068	245	30-Jun	11:06:38	0.035	310	30-Jun	12:11:38	0.007
181	30-Jun	10:02:38	0.065	246	30-Jun	11:07:38	0.082	311	30-Jun	12:12:38	0.007
182	30-Jun	10:03:38	0.043	247	30-Jun	11:08:38	0.261	312	30-Jun	12:13:38	0.006
183	30-Jun	10:04:38	0.044	248	30-Jun	11:09:38	0.302	313	30-Jun	12:14:38	0.011
184	30-Jun	10:05:38	0.045	249	30-Jun	11:10:38	0.092	314	30-Jun	12:15:38	0.008
185	30-Jun	10:06:38	0.043	250	30-Jun	11:11:38	0.139	315	30-Jun	12:16:38	0.007
186	30-Jun	10:07:38	0.082	251	30-Jun	11:12:38	0.523	316	30-Jun	12:17:38	0.009
187	30-Jun	10:08:38	0.212	252	30-Jun	11:13:38	0.132	317	30-Jun	12:18:38	0.013
188	30-Jun	10:09:38	0.087	253	30-Jun	11:14:38	0.094	318	30-Jun	12:19:38	0.009
189	30-Jun	10:10:38	0.223	254	30-Jun	11:15:38	0.028	319	30-Jun	12:20:38	0.008
190	30-Jun	10:11:38	0.232	255	30-Jun	11:16:38	0.021	320	30-Jun	12:21:38	0.007
191	30-Jun	10:12:38	0.119	256	30-Jun	11:17:38	0.009	321	30-Jun	12:22:38	0.006
192	30-Jun	10:13:38	0.102	257	30-Jun	11:18:38	0.013	322	30-Jun	12:23:38	0.006
193	30-Jun	10:14:38	0.051	258	30-Jun	11:19:38	0.014	323	30-Jun	12:24:38	0.006
194	30-Jun	10:15:38	0.114	259	30-Jun	11:20:38	0.015	324	30-Jun	12:25:38	0.005
195	30-Jun	10:16:38	0.48	260	30-Jun	11:21:38	0.027	325	30-Jun	12:26:38	0.005
196	30-Jun	10:17:38	0.22	261	30-Jun	11:22:38	0.016	326	30-Jun	12:27:38	0.007
197	30-Jun	10:18:38	0.265	262	30-Jun	11:23:38	0.008	327	30-Jun	12:28:38	0.008
198	30-Jun	10:19:38	0.268	263	30-Jun	11:24:38	0.059	328	30-Jun	12:29:38	0.007
199	30-Jun	10:20:38	0.343	264	30-Jun	11:25:38	0.05	329	30-Jun	12:30:38	0.01
200	30-Jun	10:21:38	0.124	265	30-Jun	11:26:38	0.114	330	30-Jun	12:31:38	0.038
201	30-Jun	10:22:38	0.018	266	30-Jun	11:27:38	0.126	331	30-Jun	12:32:38	0.023
202	30-Jun	10:23:38	0.098	267	30-Jun	11:28:38	0.047	332	30-Jun	12:33:38	0.017
203	30-Jun	10:24:38	0.037	268	30-Jun	11:29:38	0.033	333	30-Jun	12:34:38	0.015
204	30-Jun	10:25:38	0.081	269	30-Jun	11:30:38	0.05	334	30-Jun	12:35:38	0.011
205	30-Jun	10:26:38	0.093	270	30-Jun	11:31:38	0.019	335	30-Jun	12:36:38	0.009
206	30-Jun	10:27:38	0.392	271	30-Jun	11:32:38	0.028	336	30-Jun	12:37:38	0.026
207	30-Jun	10:28:38	0.111	272	30-Jun	11:33:38	0.052	337	30-Jun	12:38:38	0.023
208	30-Jun	10:29:38	0.985	273	30-Jun	11:34:38	0.025	338	30-Jun	12:39:38	0.019
209	30-Jun	10:30:38	0.551	274	30-Jun	11:35:38	0.022	339	30-Jun	12:40:38	0.008
210	30-Jun	10:31:38	0.629	275	30-Jun	11:36:38	0.054	340	30-Jun	12:41:38	0.019
211	30-Jun	10:32:38	0.509	276	30-Jun	11:37:38	0.106	341	30-Jun	12:42:38	0.012
212	30-Jun	10:33:38	0.812	277	30-Jun	11:38:38	0.133	342	30-Jun	12:43:38	0.037

Point	Date	Time	Average Conc. (mg/m³)	Point	Date	Time	Average Conc. (mg/m³)	Point	Date	Time	Average Conc. (mg/m³)
343	30-Jun	12:44:38	0.033	408	30-Jun	13:49:38	0.035	473	30-Jun	14:54:38	0.097
344	30-Jun	12:45:38	0.039	409	30-Jun	13:50:38	0.027	474	30-Jun	14:55:38	0.041
345	30-Jun	12:46:38	0.037	410	30-Jun	13:51:38	0.017	475	30-Jun	14:56:38	0.04
346	30-Jun	12:47:38	0.026	411	30-Jun	13:52:38	0.019	476	30-Jun	14:57:38	0.031
347	30-Jun	12:48:38	0.021	412	30-Jun	13:53:38	0.016	477	30-Jun	14:58:38	0.031
348	30-Jun	12:49:38	0.018	413	30-Jun	13:54:38	0.014	478	30-Jun	14:59:38	0.032
349	30-Jun	12:50:38	0.042	414	30-Jun	13:55:38	0.025	479	30-Jun	15:00:38	0.039
350	30-Jun	12:51:38	0.015	415	30-Jun	13:56:38	0.036	480	30-Jun	15:01:38	0.02
351	30-Jun	12:52:38	0.01	416	30-Jun	13:57:38	0.012	481	30-Jun	15:02:38	0.025
352	30-Jun	12:53:38	0.042	417	30-Jun	13:58:38	0.299	482	30-Jun	15:03:38	0.019
353	30-Jun	12:54:38	0.026	418	30-Jun	13:59:38	0.375	483	30-Jun	15:04:38	0.026
354	30-Jun	12:55:38	0.034	419	30-Jun	14:00:38	0.107	484	30-Jun	15:05:38	0.019
355	30-Jun	12:56:38	0.019	420	30-Jun	14:01:38	0.01	485	30-Jun	15:06:38	0.024
356	30-Jun	12:57:38	0.024	421	30-Jun	14:02:38	0.006	486	30-Jun	15:07:38	0.021
357	30-Jun	12:58:38	0.019	422	30-Jun	14:03:38	0.024	487	30-Jun	15:08:38	0.012
358	30-Jun	12:59:38	0.013	423	30-Jun	14:04:38	0.029	488	30-Jun	15:09:38	0.016
359	30-Jun	13:00:38	0.028	424	30-Jun	14:05:38	0.006	489	30-Jun	15:10:38	0.026
360	30-Jun	13:01:38	0.014	425	30-Jun	14:06:38	0.021	490	30-Jun	15:11:38	0.02
361	30-Jun	13:02:38	0.021	426	30-Jun	14:07:38	0.044	491	30-Jun	15:12:38	0.019
362	30-Jun	13:03:38	0.008	427	30-Jun	14:08:38	0.071	492	30-Jun	15:13:38	0.02
363	30-Jun	13:04:38	0.013	428	30-Jun	14:09:38	0.031	493	30-Jun	15:14:38	0.025
364	30-Jun	13:05:38	0.028	429	30-Jun	14:10:38	0.028	494	30-Jun	15:15:38	0.027
365	30-Jun	13:06:38	0.014	430	30-Jun	14:11:38	0.042	495	30-Jun	15:16:38	0.019
366	30-Jun	13:07:38	0.018	431	30-Jun	14:12:38	0.02	496	30-Jun	15:17:38	0.015
367	30-Jun	13:08:38	0.029	432	30-Jun	14:13:38	0.016	497	30-Jun	15:18:38	0.021
368	30-Jun	13:09:38	0.028	433	30-Jun	14:14:38	0.024	498	30-Jun	15:19:38	0.019
369	30-Jun	13:10:38	0.042	434	30-Jun	14:15:38	0.076	499	30-Jun	15:20:38	0.009
370	30-Jun	13:11:38	0.024	435	30-Jun	14:16:38	0.208	500	30-Jun	15:21:38	0.016
371	30-Jun	13:12:38	0.018	436	30-Jun	14:17:38	0.382	501	30-Jun	15:22:38	0.021
372	30-Jun	13:13:38	0.038	437	30-Jun	14:18:38	0.222	502	30-Jun	15:23:38	0.855
373	30-Jun	13:14:38	0.059	438	30-Jun	14:19:38	0.104	503	30-Jun	15:24:38	0.273
374	30-Jun	13:15:38	0.038	439	30-Jun	14:20:38	0.066	504	30-Jun	15:25:38	0.061
375	30-Jun	13:16:38	0.018	440	30-Jun	14:21:38	0.053	505	30-Jun	15:26:38	0.058
376	30-Jun	13:17:38	0.038	441	30-Jun	14:22:38	0.08	506	30-Jun	15:27:38	0.074
377	30-Jun	13:18:38	0.015	442	30-Jun	14:23:38	0.04	507	30-Jun	15:28:38	0.165
378	30-Jun	13:19:38	0.024	443	30-Jun	14:24:38	0.017	508	30-Jun	15:29:38	0.257
379	30-Jun	13:20:38	0.017	444	30-Jun	14:25:38	0.009	509	30-Jun	15:30:38	0.095
380	30-Jun	13:21:38	0.03	445	30-Jun	14:26:38	0.01	510	30-Jun	15:31:38	0.051
381	30-Jun	13:22:38	0.018	446	30-Jun	14:27:38	0.006	511	30-Jun	15:32:38	0.275
382	30-Jun	13:23:38	0.022	447	30-Jun	14:28:38	0.009	512	30-Jun	15:33:38	0.213
383	30-Jun	13:24:38	0.012	448	30-Jun	14:29:38	0.015	513	30-Jun	15:34:38	0.109
384	30-Jun	13:25:38	0.039	449	30-Jun	14:30:38	0.008				
385	30-Jun	13:26:38	0.024	450	30-Jun	14:31:38	0.008				
386	30-Jun	13:27:38	0.02	451	30-Jun	14:32:38	0.008				
387	30-Jun	13:28:38	0.024	452	30-Jun	14:33:38	0.007				
388	30-Jun	13:29:38	0.008	453	30-Jun	14:34:38	0.006				
389	30-Jun	13:30:38	0.029	454	30-Jun	14:35:38	0.008				
390	30-Jun	13:31:38	0.031	455	30-Jun	14:36:38	0.007				
391	30-Jun	13:32:38	0.016	456	30-Jun	14:37:38	0.007				
392	30-Jun	13:33:38	0.013	457	30-Jun	14:38:38	0.01				
393	30-Jun	13:34:38	0.022	458	30-Jun	14:39:38	0.07				
394	30-Jun	13:35:38	0.02	459	30-Jun	14:40:38	0.037				
395	30-Jun	13:36:38	0.034	460	30-Jun	14:41:38	0.099				
396	30-Jun	13:37:38	0.046	461	30-Jun	14:42:38	0.047				
397	30-Jun	13:38:38	0.048	462	30-Jun	14:43:38	0.031				
398	30-Jun	13:39:38	0.044	463	30-Jun	14:44:38	0.042				
399	30-Jun	13:40:38	0.031	464	30-Jun	14:45:38	0.072				
400	30-Jun	13:41:38	0.016	465	30-Jun	14:46:38	0.057				
401	30-Jun	13:42:38	0.012	466	30-Jun	14:47:38	0.041				
402	30-Jun	13:43:38	0.017	467	30-Jun	14:48:38	0.037				
403	30-Jun	13:44:38	0.024	468	30-Jun	14:49:38	0.039				
404	30-Jun	13:45:38	0.041	469	30-Jun	14:50:38	0.056				
405	30-Jun	13:46:38	0.026	470	30-Jun	14:51:38	0.02				
406	30-Jun	13:47:38	0.031	471	30-Jun	14:52:38	0.028				
407	30-Jun	13:48:38	0.046	472	30-Jun	14:53:38	0.547				

1 July, 2009

pDR-1000 S/N: 04476
User ID: EB-1
Tag Number: 02
Number of logged points: 460
Start time and date: 07:04:51 01-Jul
Elapsed time: 07:40:00
Logging period (sec): 60
Calibration Factor (%): 100
Max Display Concentration: 16.351 mg/m³
Time at maximum: 10:11:22 Jul 01
Max STEL Concentration: 0.523 mg/m³
Time at max STEL: 10:25:52 Jul 01
Overall Avg Conc: 0.096 mg/m³

Point	Date	Time	Average Conc. (mg/m³)	Point	Date	Time	Average Conc. (mg/m³)	Point	Date	Time	Average Conc. (mg/m³)
1	1-Jul	07:05:51	0.202	50	1-Jul	07:54:51	0.073	99	1-Jul	08:43:51	0.057
2	1-Jul	07:06:51	0.548	51	1-Jul	07:55:51	0.055	100	1-Jul	08:44:51	0.074
3	1-Jul	07:07:51	0.024	52	1-Jul	07:56:51	0.062	101	1-Jul	08:45:51	0.081
4	1-Jul	07:08:51	0.024	53	1-Jul	07:57:51	0.079	102	1-Jul	08:46:51	0.042
5	1-Jul	07:09:51	0.026	54	1-Jul	07:58:51	0.076	103	1-Jul	08:47:51	0.066
6	1-Jul	07:10:51	0.018	55	1-Jul	07:59:51	0.066	104	1-Jul	08:48:51	0.072
7	1-Jul	07:11:51	0.019	56	1-Jul	08:00:51	0.071	105	1-Jul	08:49:51	0.071
8	1-Jul	07:12:51	0.02	57	1-Jul	08:01:51	0.114	106	1-Jul	08:50:51	0.081
9	1-Jul	07:13:51	0.024	58	1-Jul	08:02:51	0.093	107	1-Jul	08:51:51	0.055
10	1-Jul	07:14:51	0.017	59	1-Jul	08:03:51	0.095	108	1-Jul	08:52:51	0.038
11	1-Jul	07:15:51	0.017	60	1-Jul	08:04:51	0.106	109	1-Jul	08:53:51	0.052
12	1-Jul	07:16:51	0.018	61	1-Jul	08:05:51	0.077	110	1-Jul	08:54:51	0.075
13	1-Jul	07:17:51	0.019	62	1-Jul	08:06:51	0.067	111	1-Jul	08:55:51	0.048
14	1-Jul	07:18:51	0.022	63	1-Jul	08:07:51	0.066	112	1-Jul	08:56:51	0.065
15	1-Jul	07:19:51	0.016	64	1-Jul	08:08:51	0.086	113	1-Jul	08:57:51	0.069
16	1-Jul	07:20:51	0.016	65	1-Jul	08:09:51	0.091	114	1-Jul	08:58:51	0.084
17	1-Jul	07:21:51	0.015	66	1-Jul	08:10:51	0.059	115	1-Jul	08:59:51	0.068
18	1-Jul	07:22:51	0.016	67	1-Jul	08:11:51	0.062	116	1-Jul	09:00:51	0.063
19	1-Jul	07:23:51	0.025	68	1-Jul	08:12:51	0.088	117	1-Jul	09:01:51	0.066
20	1-Jul	07:24:51	0.033	69	1-Jul	08:13:51	0.068	118	1-Jul	09:02:51	0.077
21	1-Jul	07:25:51	0.017	70	1-Jul	08:14:51	0.081	119	1-Jul	09:03:51	0.065
22	1-Jul	07:26:51	0.019	71	1-Jul	08:15:51	0.084	120	1-Jul	09:04:51	0.068
23	1-Jul	07:27:51	0.015	72	1-Jul	08:16:51	0.065	121	1-Jul	09:05:51	0.069
24	1-Jul	07:28:51	0.054	73	1-Jul	08:17:51	0.086	122	1-Jul	09:06:51	0.067
25	1-Jul	07:29:51	0.029	74	1-Jul	08:18:51	0.052	123	1-Jul	09:07:51	0.099
26	1-Jul	07:30:51	0.023	75	1-Jul	08:19:51	0.059	124	1-Jul	09:08:51	0.07
27	1-Jul	07:31:51	0.017	76	1-Jul	08:20:51	0.054	125	1-Jul	09:09:51	0.053
28	1-Jul	07:32:51	0.021	77	1-Jul	08:21:51	0.05	126	1-Jul	09:10:51	0.065
29	1-Jul	07:33:51	0.017	78	1-Jul	08:22:51	0.059	127	1-Jul	09:11:51	0.094
30	1-Jul	07:34:51	0.028	79	1-Jul	08:23:51	0.064	128	1-Jul	09:12:51	0.074
31	1-Jul	07:35:51	0.027	80	1-Jul	08:24:51	0.058	129	1-Jul	09:13:51	0.097
32	1-Jul	07:36:51	0.027	81	1-Jul	08:25:51	0.065	130	1-Jul	09:14:51	0.11
33	1-Jul	07:37:51	0.22	82	1-Jul	08:26:51	0.053	131	1-Jul	09:15:51	0.108
34	1-Jul	07:38:51	0.107	83	1-Jul	08:27:51	0.082	132	1-Jul	09:16:51	0.102
35	1-Jul	07:39:51	0.075	84	1-Jul	08:28:51	0.09	133	1-Jul	09:17:51	0.111
36	1-Jul	07:40:51	0.113	85	1-Jul	08:29:51	0.086	134	1-Jul	09:18:51	0.096
37	1-Jul	07:41:51	0.076	86	1-Jul	08:30:51	0.094	135	1-Jul	09:19:51	0.101
38	1-Jul	07:42:51	0.09	87	1-Jul	08:31:51	0.09	136	1-Jul	09:20:51	0.122
39	1-Jul	07:43:51	0.075	88	1-Jul	08:32:51	0.068	137	1-Jul	09:21:51	0.087
40	1-Jul	07:44:51	0.084	89	1-Jul	08:33:51	0.057	138	1-Jul	09:22:51	0.107
41	1-Jul	07:45:51	0.088	90	1-Jul	08:34:51	0.058	139	1-Jul	09:23:51	0.079
42	1-Jul	07:46:51	0.071	91	1-Jul	08:35:51	0.075	140	1-Jul	09:24:51	0.073
43	1-Jul	07:47:51	0.08	92	1-Jul	08:36:51	0.099	141	1-Jul	09:25:51	0.07
44	1-Jul	07:48:51	0.065	93	1-Jul	08:37:51	0.095	142	1-Jul	09:26:51	0.056
45	1-Jul	07:49:51	0.069	94	1-Jul	08:38:51	0.096	143	1-Jul	09:27:51	0.07
46	1-Jul	07:50:51	0.081	95	1-Jul	08:39:51	0.065	144	1-Jul	09:28:51	0.08
47	1-Jul	07:51:51	0.058	96	1-Jul	08:40:51	0.057	145	1-Jul	09:29:51	0.101
48	1-Jul	07:52:51	0.085	97	1-Jul	08:41:51	0.061	146	1-Jul	09:30:51	0.111
49	1-Jul	07:53:51	0.053	98	1-Jul	08:42:51	0.051	147	1-Jul	09:31:51	0.109

Point	Date	Time	Average Conc. (mg/m³)	Point	Date	Time	Average Conc. (mg/m³)	Point	Date	Time	Average Conc. (mg/m³)
148	1-Jul	09:32:51	0.096	213	1-Jul	10:37:51	0.022	278	1-Jul	11:42:51	0.014
149	1-Jul	09:33:51	0.094	214	1-Jul	10:38:51	0.025	279	1-Jul	11:43:51	0.02
150	1-Jul	09:34:51	0.09	215	1-Jul	10:39:51	0.034	280	1-Jul	11:44:51	0.047
151	1-Jul	09:35:51	0.133	216	1-Jul	10:40:51	0.027	281	1-Jul	11:45:51	0.037
152	1-Jul	09:36:51	0.029	217	1-Jul	10:41:51	0.046	282	1-Jul	11:46:51	0.126
153	1-Jul	09:37:51	0.025	218	1-Jul	10:42:51	0.037	283	1-Jul	11:47:51	0.361
154	1-Jul	09:38:51	0.074	219	1-Jul	10:43:51	0.04	284	1-Jul	11:48:51	0.238
155	1-Jul	09:39:51	0.744	220	1-Jul	10:44:51	0.032	285	1-Jul	11:49:51	0.031
156	1-Jul	09:40:51	0.277	221	1-Jul	10:45:51	0.025	286	1-Jul	11:50:51	0.291
157	1-Jul	09:41:51	0.19	222	1-Jul	10:46:51	0.039	287	1-Jul	11:51:51	0.209
158	1-Jul	09:42:51	0.145	223	1-Jul	10:47:51	0.032	288	1-Jul	11:52:51	0.238
159	1-Jul	09:43:51	0.117	224	1-Jul	10:48:51	0.04	289	1-Jul	11:53:51	0.181
160	1-Jul	09:44:51	0.124	225	1-Jul	10:49:51	0.061	290	1-Jul	11:54:51	0.132
161	1-Jul	09:45:51	0.333	226	1-Jul	10:50:51	0.323	291	1-Jul	11:55:51	0.074
162	1-Jul	09:46:51	0.031	227	1-Jul	10:51:51	0.05	292	1-Jul	11:56:51	0.117
163	1-Jul	09:47:51	0.13	228	1-Jul	10:52:51	0.183	293	1-Jul	11:57:51	0.094
164	1-Jul	09:48:51	0.212	229	1-Jul	10:53:51	0.035	294	1-Jul	11:58:51	0.079
165	1-Jul	09:49:51	0.042	230	1-Jul	10:54:51	0.154	295	1-Jul	11:59:51	0.064
166	1-Jul	09:50:51	0.139	231	1-Jul	10:55:51	0.231	296	1-Jul	12:00:51	0.077
167	1-Jul	09:51:51	0.368	232	1-Jul	10:56:51	0.047	297	1-Jul	12:01:51	0.098
168	1-Jul	09:52:51	0.349	233	1-Jul	10:57:51	0.03	298	1-Jul	12:02:51	0.053
169	1-Jul	09:53:51	1.116	234	1-Jul	10:58:51	0.022	299	1-Jul	12:03:51	0.041
170	1-Jul	09:54:51	0.125	235	1-Jul	10:59:51	0.018	300	1-Jul	12:04:51	0.035
171	1-Jul	09:55:51	0.038	236	1-Jul	11:00:51	0.045	301	1-Jul	12:05:51	0.027
172	1-Jul	09:56:51	0.433	237	1-Jul	11:01:51	0.027	302	1-Jul	12:06:51	0.031
173	1-Jul	09:57:51	0.318	238	1-Jul	11:02:51	0.021	303	1-Jul	12:07:51	0.026
174	1-Jul	09:58:51	0.404	239	1-Jul	11:03:51	0.02	304	1-Jul	12:08:51	0.018
175	1-Jul	09:59:51	0.021	240	1-Jul	11:04:51	0.042	305	1-Jul	12:09:51	0.016
176	1-Jul	10:00:51	0.048	241	1-Jul	11:05:51	0.027	306	1-Jul	12:10:51	0.016
177	1-Jul	10:01:51	0.186	242	1-Jul	11:06:51	0.068	307	1-Jul	12:11:51	0.017
178	1-Jul	10:02:51	0.028	243	1-Jul	11:07:51	0.089	308	1-Jul	12:12:51	0.018
179	1-Jul	10:03:51	0.048	244	1-Jul	11:08:51	0.566	309	1-Jul	12:13:51	0.016
180	1-Jul	10:04:51	0.036	245	1-Jul	11:09:51	0.403	310	1-Jul	12:14:51	0.017
181	1-Jul	10:05:51	0.024	246	1-Jul	11:10:51	0.325	311	1-Jul	12:15:51	0.018
182	1-Jul	10:06:51	0.127	247	1-Jul	11:11:51	0.469	312	1-Jul	12:16:51	0.015
183	1-Jul	10:07:51	0.037	248	1-Jul	11:12:51	0.619	313	1-Jul	12:17:51	0.015
184	1-Jul	10:08:51	0.129	249	1-Jul	11:13:51	0.313	314	1-Jul	12:18:51	0.018
185	1-Jul	10:09:51	0.059	250	1-Jul	11:14:51	0.224	315	1-Jul	12:19:51	0.018
186	1-Jul	10:10:51	0.161	251	1-Jul	11:15:51	0.077	316	1-Jul	12:20:51	0.018
187	1-Jul	10:11:51	4.037	252	1-Jul	11:16:51	0.322	317	1-Jul	12:21:51	0.016
188	1-Jul	10:12:51	0.065	253	1-Jul	11:17:51	0.183	318	1-Jul	12:22:51	0.016
189	1-Jul	10:13:51	0.745	254	1-Jul	11:18:51	0.537	319	1-Jul	12:23:51	0.015
190	1-Jul	10:14:51	0.075	255	1-Jul	11:19:51	0.135	320	1-Jul	12:24:51	0.02
191	1-Jul	10:15:51	0.428	256	1-Jul	11:20:51	0.088	321	1-Jul	12:25:51	0.018
192	1-Jul	10:16:51	0.038	257	1-Jul	11:21:51	0.406	322	1-Jul	12:26:51	0.016
193	1-Jul	10:17:51	0.472	258	1-Jul	11:22:51	0.118	323	1-Jul	12:27:51	0.017
194	1-Jul	10:18:51	0.022	259	1-Jul	11:23:51	0.12	324	1-Jul	12:28:51	0.016
195	1-Jul	10:19:51	0.051	260	1-Jul	11:24:51	0.184	325	1-Jul	12:29:51	0.019
196	1-Jul	10:20:51	0.138	261	1-Jul	11:25:51	0.181	326	1-Jul	12:30:51	0.015
197	1-Jul	10:21:51	0.515	262	1-Jul	11:26:51	0.15	327	1-Jul	12:31:51	0.466
198	1-Jul	10:22:51	0.152	263	1-Jul	11:27:51	0.145	328	1-Jul	12:32:51	0.105
199	1-Jul	10:23:51	0.585	264	1-Jul	11:28:51	0.16	329	1-Jul	12:33:51	0.134
200	1-Jul	10:24:51	0.147	265	1-Jul	11:29:51	0.155	330	1-Jul	12:34:51	0.095
201	1-Jul	10:25:51	0.378	266	1-Jul	11:30:51	0.084	331	1-Jul	12:35:51	0.108
202	1-Jul	10:26:51	0.324	267	1-Jul	11:31:51	0.036	332	1-Jul	12:36:51	0.076
203	1-Jul	10:27:51	0.038	268	1-Jul	11:32:51	0.03	333	1-Jul	12:37:51	0.063
204	1-Jul	10:28:51	0.075	269	1-Jul	11:33:51	0.03	334	1-Jul	12:38:51	0.062
205	1-Jul	10:29:51	0.018	270	1-Jul	11:34:51	0.023	335	1-Jul	12:39:51	0.064
206	1-Jul	10:30:51	0.037	271	1-Jul	11:35:51	0.027	336	1-Jul	12:40:51	0.907
207	1-Jul	10:31:51	0.028	272	1-Jul	11:36:51	0.027	337	1-Jul	12:41:51	0.05
208	1-Jul	10:32:51	0.038	273	1-Jul	11:37:51	0.019	338	1-Jul	12:42:51	0.1
209	1-Jul	10:33:51	0.021	274	1-Jul	11:38:51	0.019	339	1-Jul	12:43:51	0.475
210	1-Jul	10:34:51	0.029	275	1-Jul	11:39:51	0.018	340	1-Jul	12:44:51	0.07
211	1-Jul	10:35:51	0.052	276	1-Jul	11:40:51	0.02	341	1-Jul	12:45:51	0.057
212	1-Jul	10:36:51	0.018	277	1-Jul	11:41:51	0.016	342	1-Jul	12:46:51	0.042

Point	Date	Time	Average Conc. (mg/m³)
343	1-Jul	12:47:51	0.033
344	1-Jul	12:48:51	0.028
345	1-Jul	12:49:51	0.025
346	1-Jul	12:50:51	0.034
347	1-Jul	12:51:51	0.027
348	1-Jul	12:52:51	0.032
349	1-Jul	12:53:51	0.026
350	1-Jul	12:54:51	0.028
351	1-Jul	12:55:51	0.033
352	1-Jul	12:56:51	0.035
353	1-Jul	12:57:51	0.035
354	1-Jul	12:58:51	0.039
355	1-Jul	12:59:51	0.083
356	1-Jul	13:00:51	0.059
357	1-Jul	13:01:51	0.195
358	1-Jul	13:02:51	0.077
359	1-Jul	13:03:51	0.037
360	1-Jul	13:04:51	0.027
361	1-Jul	13:05:51	0.018
362	1-Jul	13:06:51	0.018
363	1-Jul	13:07:51	0.016
364	1-Jul	13:08:51	0.017
365	1-Jul	13:09:51	0.018
366	1-Jul	13:10:51	0.016
367	1-Jul	13:11:51	0.016
368	1-Jul	13:12:51	0.016
369	1-Jul	13:13:51	0.022
370	1-Jul	13:14:51	0.025
371	1-Jul	13:15:51	0.023
372	1-Jul	13:16:51	0.02
373	1-Jul	13:17:51	0.021
374	1-Jul	13:18:51	0.024
375	1-Jul	13:19:51	0.019
376	1-Jul	13:20:51	0.015
377	1-Jul	13:21:51	0.017
378	1-Jul	13:22:51	0.02
379	1-Jul	13:23:51	0.024
380	1-Jul	13:24:51	0.019
381	1-Jul	13:25:51	0.023
382	1-Jul	13:26:51	0.017
383	1-Jul	13:27:51	0.015
384	1-Jul	13:28:51	0.017
385	1-Jul	13:29:51	0.015
386	1-Jul	13:30:51	0.016
387	1-Jul	13:31:51	0.021
388	1-Jul	13:32:51	0.018
389	1-Jul	13:33:51	0.025
390	1-Jul	13:34:51	0.016
391	1-Jul	13:35:51	0.014
392	1-Jul	13:36:51	0.013
393	1-Jul	13:37:51	0.015
394	1-Jul	13:38:51	0.015
395	1-Jul	13:39:51	0.02
396	1-Jul	13:40:51	0.021
397	1-Jul	13:41:51	0.019
398	1-Jul	13:42:51	0.015
399	1-Jul	13:43:51	0.014
400	1-Jul	13:44:51	0.016
401	1-Jul	13:45:51	0.027
402	1-Jul	13:46:51	0.015
403	1-Jul	13:47:51	0.016
404	1-Jul	13:48:51	0.014
405	1-Jul	13:49:51	0.015
406	1-Jul	13:50:51	0.013
407	1-Jul	13:51:51	0.021
408	1-Jul	13:52:51	0.028
409	1-Jul	13:53:51	0.013
410	1-Jul	13:54:51	0.013
411	1-Jul	13:55:51	0.014
412	1-Jul	13:56:51	0.02
413	1-Jul	13:57:51	0.013
414	1-Jul	13:58:51	0.018
415	1-Jul	13:59:51	0.016
416	1-Jul	14:00:51	0.021
417	1-Jul	14:01:51	0.016
418	1-Jul	14:02:51	0.014
419	1-Jul	14:03:51	0.014
420	1-Jul	14:04:51	0.055
421	1-Jul	14:05:51	0.115
422	1-Jul	14:06:51	0.037
423	1-Jul	14:07:51	0.018
424	1-Jul	14:08:51	0.015
425	1-Jul	14:09:51	0.014
426	1-Jul	14:10:51	0.02
427	1-Jul	14:11:51	0.024
428	1-Jul	14:12:51	0.015
429	1-Jul	14:13:51	0.013
430	1-Jul	14:14:51	0.016
431	1-Jul	14:15:51	0.017
432	1-Jul	14:16:51	0.014
433	1-Jul	14:17:51	0.012
434	1-Jul	14:18:51	0.016
435	1-Jul	14:19:51	0.015
436	1-Jul	14:20:51	0.015
437	1-Jul	14:21:51	0.014
438	1-Jul	14:22:51	0.014
439	1-Jul	14:23:51	0.016
440	1-Jul	14:24:51	0.013
441	1-Jul	14:25:51	0.011
442	1-Jul	14:26:51	0.013
443	1-Jul	14:27:51	0.038
444	1-Jul	14:28:51	0.08
445	1-Jul	14:29:51	0.052
446	1-Jul	14:30:51	0.047
447	1-Jul	14:31:51	0.014
448	1-Jul	14:32:51	0.017
449	1-Jul	14:33:51	0.025
450	1-Jul	14:34:51	0.015
451	1-Jul	14:35:51	0.013
452	1-Jul	14:36:51	0.015
453	1-Jul	14:37:51	0.014
454	1-Jul	14:38:51	0.011
455	1-Jul	14:39:51	0.021
456	1-Jul	14:40:51	0.014
457	1-Jul	14:41:51	0.145
458	1-Jul	14:42:51	0.293
459	1-Jul	14:43:51	0.903
460	1-Jul	14:44:51	0.194

2 July, 2009

pDR-1000 S/N: 04476
User ID: EB-1
Tag Number: 03
Number of logged points: 5
Start time and date: 07:49:28 02-Jul
Elapsed time: 00:05:00
Logging period (sec): 60
Calibration Factor (%): 100
Max Display Concentration: 0.184 mg/m³
Time at maximum: 07:52:40 Jul 02
Max STEL Concentration: 0.015 mg/m³
Time at max STEL: 07:53:58 Jul 02
Overall Avg Conc: 0.040 mg/m³

Point	Date	Time	Average Conc. (mg/m³)
1	2-Jul	07:50:28	0.057
2	2-Jul	07:51:28	0.04
3	2-Jul	07:52:28	0.037
4	2-Jul	07:53:28	0.069
5	2-Jul	07:54:28	0.037

6 July, 2009

pDR-1000 S/N: 05156
User ID: EB-2
Tag Number: 01
Number of logged points: 562
Start time and date: 07:05:55 06-Jul
Elapsed time: 09:22:00
Logging period (sec): 60
Calibration Factor (%): 100
Max Display Concentration: 6.968 mg/m³
Time at maximum: 16:27:58 Jul 06
Max STEL Concentration: 0.308 mg/m³
Time at max STEL: 07:24:25 Jul 06
Overall Avg Conc: 0.052 mg/m³

Point	Date	Time	Average Conc. (mg/m³)	Point	Date	Time	Average Conc. (mg/m³)	Point	Date	Time	Average Conc. (mg/m³)
1	6-Jul	07:06:55	0.06	50	6-Jul	07:55:55	0.023	99	6-Jul	08:44:55	0.009
2	6-Jul	07:07:55	0.017	51	6-Jul	07:56:55	0.009	100	6-Jul	08:45:55	0.009
3	6-Jul	07:08:55	0.013	52	6-Jul	07:57:55	0.021	101	6-Jul	08:46:55	0.008
4	6-Jul	07:09:55	0.277	53	6-Jul	07:58:55	0.01	102	6-Jul	08:47:55	0.008
5	6-Jul	07:10:55	0.47	54	6-Jul	07:59:55	0.009	103	6-Jul	08:48:55	0.008
6	6-Jul	07:11:55	1.128	55	6-Jul	08:00:55	0.009	104	6-Jul	08:49:55	0.01
7	6-Jul	07:12:55	1.437	56	6-Jul	08:01:55	0.011	105	6-Jul	08:50:55	0.007
8	6-Jul	07:13:55	0.545	57	6-Jul	08:02:55	0.012	106	6-Jul	08:51:55	0.012
9	6-Jul	07:14:55	0.067	58	6-Jul	08:03:55	0.01	107	6-Jul	08:52:55	0.026
10	6-Jul	07:15:55	0.038	59	6-Jul	08:04:55	0.009	108	6-Jul	08:53:55	0.012
11	6-Jul	07:16:55	0.024	60	6-Jul	08:05:55	0.008	109	6-Jul	08:54:55	0.009
12	6-Jul	07:17:55	0.019	61	6-Jul	08:06:55	0.011	110	6-Jul	08:55:55	0.008
13	6-Jul	07:18:55	0.026	62	6-Jul	08:07:55	0.009	111	6-Jul	08:56:55	0.008
14	6-Jul	07:19:55	0.149	63	6-Jul	08:08:55	0.011	112	6-Jul	08:57:55	0.009
15	6-Jul	07:20:55	0.134	64	6-Jul	08:09:55	0.009	113	6-Jul	08:58:55	0.008
16	6-Jul	07:21:55	0.058	65	6-Jul	08:10:55	0.01	114	6-Jul	08:59:55	0.009
17	6-Jul	07:22:55	0.196	66	6-Jul	08:11:55	0.009	115	6-Jul	09:00:55	0.008
18	6-Jul	07:23:55	0.037	67	6-Jul	08:12:55	0.01	116	6-Jul	09:01:55	0.011
19	6-Jul	07:24:55	0.03	68	6-Jul	08:13:55	0.011	117	6-Jul	09:02:55	0.009
20	6-Jul	07:25:55	0.121	69	6-Jul	08:14:55	0.009	118	6-Jul	09:03:55	0.008
21	6-Jul	07:26:55	0.295	70	6-Jul	08:15:55	0.01	119	6-Jul	09:04:55	0.008
22	6-Jul	07:27:55	0.063	71	6-Jul	08:16:55	0.01	120	6-Jul	09:05:55	0.008
23	6-Jul	07:28:55	0.049	72	6-Jul	08:17:55	0.01	121	6-Jul	09:06:55	0.012
24	6-Jul	07:29:55	0.051	73	6-Jul	08:18:55	0.011	122	6-Jul	09:07:55	0.011
25	6-Jul	07:30:55	0.121	74	6-Jul	08:19:55	0.011	123	6-Jul	09:08:55	0.013
26	6-Jul	07:31:55	0.351	75	6-Jul	08:20:55	0.011	124	6-Jul	09:09:55	0.014
27	6-Jul	07:32:55	0.04	76	6-Jul	08:21:55	0.01	125	6-Jul	09:10:55	0.014
28	6-Jul	07:33:55	0.043	77	6-Jul	08:22:55	0.008	126	6-Jul	09:11:55	0.011
29	6-Jul	07:34:55	0.043	78	6-Jul	08:23:55	0.31	127	6-Jul	09:12:55	0.013
30	6-Jul	07:35:55	0.057	79	6-Jul	08:24:55	0.081	128	6-Jul	09:13:55	0.015
31	6-Jul	07:36:55	0.054	80	6-Jul	08:25:55	0.048	129	6-Jul	09:14:55	0.213
32	6-Jul	07:37:55	0.183	81	6-Jul	08:26:55	0.043	130	6-Jul	09:15:55	0.024
33	6-Jul	07:38:55	0.232	82	6-Jul	08:27:55	0.134	131	6-Jul	09:16:55	0.007
34	6-Jul	07:39:55	0.074	83	6-Jul	08:28:55	0.07	132	6-Jul	09:17:55	0.015
35	6-Jul	07:40:55	0.139	84	6-Jul	08:29:55	0.045	133	6-Jul	09:18:55	0.007
36	6-Jul	07:41:55	0.415	85	6-Jul	08:30:55	0.055	134	6-Jul	09:19:55	0.009
37	6-Jul	07:42:55	0.096	86	6-Jul	08:31:55	0.039	135	6-Jul	09:20:55	0.01
38	6-Jul	07:43:55	0.2	87	6-Jul	08:32:55	0.191	136	6-Jul	09:21:55	0.012
39	6-Jul	07:44:55	0.125	88	6-Jul	08:33:55	0.046	137	6-Jul	09:22:55	0.009
40	6-Jul	07:45:55	0.079	89	6-Jul	08:34:55	0.011	138	6-Jul	09:23:55	0.008
41	6-Jul	07:46:55	0.056	90	6-Jul	08:35:55	0.01	139	6-Jul	09:24:55	0.007
42	6-Jul	07:47:55	0.13	91	6-Jul	08:36:55	0.011	140	6-Jul	09:25:55	0.009
43	6-Jul	07:48:55	0.037	92	6-Jul	08:37:55	0.009	141	6-Jul	09:26:55	0.008
44	6-Jul	07:49:55	0.043	93	6-Jul	08:38:55	0.009	142	6-Jul	09:27:55	0.008
45	6-Jul	07:50:55	0.054	94	6-Jul	08:39:55	0.011	143	6-Jul	09:28:55	0.007
46	6-Jul	07:51:55	0.029	95	6-Jul	08:40:55	0.024	144	6-Jul	09:29:55	0.007
47	6-Jul	07:52:55	0.046	96	6-Jul	08:41:55	0.009	145	6-Jul	09:30:55	0.007
48	6-Jul	07:53:55	0.041	97	6-Jul	08:42:55	0.011	146	6-Jul	09:31:55	0.009
49	6-Jul	07:54:55	0.045	98	6-Jul	08:43:55	0.008	147	6-Jul	09:32:55	0.009

Point	Date	Time	Average Conc. (mg/m³)	Point	Date	Time	Average Conc. (mg/m³)	Point	Date	Time	Average Conc. (mg/m³)
148	6-Jul	09:33:55	0.009	213	6-Jul	10:38:55	0.009	278	6-Jul	11:43:55	0.11
149	6-Jul	09:34:55	0.008	214	6-Jul	10:39:55	0.008	279	6-Jul	11:44:55	0.107
150	6-Jul	09:35:55	0.359	215	6-Jul	10:40:55	0.009	280	6-Jul	11:45:55	0.049
151	6-Jul	09:36:55	0.175	216	6-Jul	10:41:55	0.008	281	6-Jul	11:46:55	0.049
152	6-Jul	09:37:55	0.072	217	6-Jul	10:42:55	0.008	282	6-Jul	11:47:55	0.029
153	6-Jul	09:38:55	0.034	218	6-Jul	10:43:55	0.009	283	6-Jul	11:48:55	0.033
154	6-Jul	09:39:55	0.077	219	6-Jul	10:44:55	0.008	284	6-Jul	11:49:55	0.406
155	6-Jul	09:40:55	0.015	220	6-Jul	10:45:55	0.013	285	6-Jul	11:50:55	0.039
156	6-Jul	09:41:55	0.048	221	6-Jul	10:46:55	0.008	286	6-Jul	11:51:55	0.033
157	6-Jul	09:42:55	0.009	222	6-Jul	10:47:55	0.009	287	6-Jul	11:52:55	0.042
158	6-Jul	09:43:55	0.011	223	6-Jul	10:48:55	0.009	288	6-Jul	11:53:55	0.083
159	6-Jul	09:44:55	0.01	224	6-Jul	10:49:55	0.009	289	6-Jul	11:54:55	0.289
160	6-Jul	09:45:55	0.008	225	6-Jul	10:50:55	0.009	290	6-Jul	11:55:55	0.366
161	6-Jul	09:46:55	0.009	226	6-Jul	10:51:55	0.009	291	6-Jul	11:56:55	0.028
162	6-Jul	09:47:55	0.012	227	6-Jul	10:52:55	0.009	292	6-Jul	11:57:55	0.072
163	6-Jul	09:48:55	0.106	228	6-Jul	10:53:55	0.007	293	6-Jul	11:58:55	0.029
164	6-Jul	09:49:55	0.181	229	6-Jul	10:54:55	0.008	294	6-Jul	11:59:55	0.357
165	6-Jul	09:50:55	0.148	230	6-Jul	10:55:55	0.007	295	6-Jul	12:00:55	0.012
166	6-Jul	09:51:55	0.118	231	6-Jul	10:56:55	0.008	296	6-Jul	12:01:55	0.032
167	6-Jul	09:52:55	0.05	232	6-Jul	10:57:55	0.012	297	6-Jul	12:02:55	0.042
168	6-Jul	09:53:55	0.041	233	6-Jul	10:58:55	0.009	298	6-Jul	12:03:55	0.008
169	6-Jul	09:54:55	0.063	234	6-Jul	10:59:55	0.008	299	6-Jul	12:04:55	0.008
170	6-Jul	09:55:55	0.043	235	6-Jul	11:00:55	0.008	300	6-Jul	12:05:55	0.008
171	6-Jul	09:56:55	0.034	236	6-Jul	11:01:55	0.009	301	6-Jul	12:06:55	0.009
172	6-Jul	09:57:55	0.033	237	6-Jul	11:02:55	0.008	302	6-Jul	12:07:55	0.02
173	6-Jul	09:58:55	0.023	238	6-Jul	11:03:55	0.008	303	6-Jul	12:08:55	0.01
174	6-Jul	09:59:55	0.013	239	6-Jul	11:04:55	0.01	304	6-Jul	12:09:55	0.011
175	6-Jul	10:00:55	0.017	240	6-Jul	11:05:55	0.009	305	6-Jul	12:10:55	0.009
176	6-Jul	10:01:55	0.019	241	6-Jul	11:06:55	0.01	306	6-Jul	12:11:55	0.009
177	6-Jul	10:02:55	0.012	242	6-Jul	11:07:55	0.006	307	6-Jul	12:12:55	0.007
178	6-Jul	10:03:55	0.014	243	6-Jul	11:08:55	0.006	308	6-Jul	12:13:55	0.009
179	6-Jul	10:04:55	0.012	244	6-Jul	11:09:55	0.008	309	6-Jul	12:14:55	0.009
180	6-Jul	10:05:55	0.013	245	6-Jul	11:10:55	0.008	310	6-Jul	12:15:55	0.009
181	6-Jul	10:06:55	0.009	246	6-Jul	11:11:55	0.01	311	6-Jul	12:16:55	0.014
182	6-Jul	10:07:55	0.01	247	6-Jul	11:12:55	0.009	312	6-Jul	12:17:55	0.018
183	6-Jul	10:08:55	0.008	248	6-Jul	11:13:55	0.008	313	6-Jul	12:18:55	0.008
184	6-Jul	10:09:55	0.011	249	6-Jul	11:14:55	0.007	314	6-Jul	12:19:55	0.007
185	6-Jul	10:10:55	0.01	250	6-Jul	11:15:55	0.006	315	6-Jul	12:20:55	0.051
186	6-Jul	10:11:55	0.008	251	6-Jul	11:16:55	0.007	316	6-Jul	12:21:55	0.01
187	6-Jul	10:12:55	0.008	252	6-Jul	11:17:55	0.007	317	6-Jul	12:22:55	0.008
188	6-Jul	10:13:55	0.01	253	6-Jul	11:18:55	0.006	318	6-Jul	12:23:55	0.009
189	6-Jul	10:14:55	0.009	254	6-Jul	11:19:55	0.006	319	6-Jul	12:24:55	0.063
190	6-Jul	10:15:55	0.009	255	6-Jul	11:20:55	0.007	320	6-Jul	12:25:55	0.023
191	6-Jul	10:16:55	0.012	256	6-Jul	11:21:55	0.007	321	6-Jul	12:26:55	0.013
192	6-Jul	10:17:55	0.008	257	6-Jul	11:22:55	0.007	322	6-Jul	12:27:55	0.021
193	6-Jul	10:18:55	0.009	258	6-Jul	11:23:55	0.007	323	6-Jul	12:28:55	0.15
194	6-Jul	10:19:55	0.009	259	6-Jul	11:24:55	0.009	324	6-Jul	12:29:55	0.092
195	6-Jul	10:20:55	0.008	260	6-Jul	11:25:55	0.018	325	6-Jul	12:30:55	0.031
196	6-Jul	10:21:55	0.009	261	6-Jul	11:26:55	0.011	326	6-Jul	12:31:55	0.105
197	6-Jul	10:22:55	0.009	262	6-Jul	11:27:55	0.009	327	6-Jul	12:32:55	0.03
198	6-Jul	10:23:55	0.01	263	6-Jul	11:28:55	0.008	328	6-Jul	12:33:55	0.011
199	6-Jul	10:24:55	0.009	264	6-Jul	11:29:55	0.017	329	6-Jul	12:34:55	0.009
200	6-Jul	10:25:55	0.007	265	6-Jul	11:30:55	0.011	330	6-Jul	12:35:55	0.01
201	6-Jul	10:26:55	0.009	266	6-Jul	11:31:55	0.014	331	6-Jul	12:36:55	0.009
202	6-Jul	10:27:55	0.007	267	6-Jul	11:32:55	0.01	332	6-Jul	12:37:55	0.016
203	6-Jul	10:28:55	0.008	268	6-Jul	11:33:55	0.009	333	6-Jul	12:38:55	0.008
204	6-Jul	10:29:55	0.007	269	6-Jul	11:34:55	0.009	334	6-Jul	12:39:55	0.009
205	6-Jul	10:30:55	0.01	270	6-Jul	11:35:55	0.341	335	6-Jul	12:40:55	0.03
206	6-Jul	10:31:55	0.009	271	6-Jul	11:36:55	0.051	336	6-Jul	12:41:55	0.008
207	6-Jul	10:32:55	0.009	272	6-Jul	11:37:55	0.044	337	6-Jul	12:42:55	0.015
208	6-Jul	10:33:55	0.009	273	6-Jul	11:38:55	0.107	338	6-Jul	12:43:55	0.159
209	6-Jul	10:34:55	0.008	274	6-Jul	11:39:55	0.076	339	6-Jul	12:44:55	0.017
210	6-Jul	10:35:55	0.009	275	6-Jul	11:40:55	0.067	340	6-Jul	12:45:55	0.014
211	6-Jul	10:36:55	0.008	276	6-Jul	11:41:55	0.079	341	6-Jul	12:46:55	0.033
212	6-Jul	10:37:55	0.007	277	6-Jul	11:42:55	0.214	342	6-Jul	12:47:55	0.012

Point	Date	Time	Average Conc. (mg/m³)	Point	Date	Time	Average Conc. (mg/m³)	Point	Date	Time	Average Conc. (mg/m³)
343	6-Jul	12:48:55	0.011	408	6-Jul	13:53:55	0.005	473	6-Jul	14:58:55	0.005
344	6-Jul	12:49:55	0.012	409	6-Jul	13:54:55	0.007	474	6-Jul	14:59:55	0.006
345	6-Jul	12:50:55	0.491	410	6-Jul	13:55:55	0.007	475	6-Jul	15:00:55	0.006
346	6-Jul	12:51:55	0.043	411	6-Jul	13:56:55	0.006	476	6-Jul	15:01:55	0.006
347	6-Jul	12:52:55	0.033	412	6-Jul	13:57:55	0.007	477	6-Jul	15:02:55	0.005
348	6-Jul	12:53:55	0.487	413	6-Jul	13:58:55	0.006	478	6-Jul	15:03:55	0.005
349	6-Jul	12:54:55	0.193	414	6-Jul	13:59:55	0.006	479	6-Jul	15:04:55	0.005
350	6-Jul	12:55:55	0.143	415	6-Jul	14:00:55	0.007	480	6-Jul	15:05:55	0.005
351	6-Jul	12:56:55	0.08	416	6-Jul	14:01:55	0.009	481	6-Jul	15:06:55	0.197
352	6-Jul	12:57:55	0.08	417	6-Jul	14:02:55	0.006	482	6-Jul	15:07:55	0.106
353	6-Jul	12:58:55	0.039	418	6-Jul	14:03:55	0.005	483	6-Jul	15:08:55	0.019
354	6-Jul	12:59:55	0.009	419	6-Jul	14:04:55	0.009	484	6-Jul	15:09:55	0.067
355	6-Jul	13:00:55	0.056	420	6-Jul	14:05:55	0.01	485	6-Jul	15:10:55	0.015
356	6-Jul	13:01:55	0.139	421	6-Jul	14:06:55	0.009	486	6-Jul	15:11:55	0.134
357	6-Jul	13:02:55	0.143	422	6-Jul	14:07:55	0.006	487	6-Jul	15:12:55	0.117
358	6-Jul	13:03:55	0.209	423	6-Jul	14:08:55	0.019	488	6-Jul	15:13:55	0.086
359	6-Jul	13:04:55	0.013	424	6-Jul	14:09:55	0.032	489	6-Jul	15:14:55	0.339
360	6-Jul	13:05:55	0.024	425	6-Jul	14:10:55	0.006	490	6-Jul	15:15:55	0.048
361	6-Jul	13:06:55	0.033	426	6-Jul	14:11:55	0.004	491	6-Jul	15:16:55	0.305
362	6-Jul	13:07:55	0.02	427	6-Jul	14:12:55	0.005	492	6-Jul	15:17:55	0.937
363	6-Jul	13:08:55	0.024	428	6-Jul	14:13:55	0.088	493	6-Jul	15:18:55	0.632
364	6-Jul	13:09:55	0.01	429	6-Jul	14:14:55	0.033	494	6-Jul	15:19:55	0.177
365	6-Jul	13:10:55	0.112	430	6-Jul	14:15:55	0.016	495	6-Jul	15:20:55	0.273
366	6-Jul	13:11:55	0.02	431	6-Jul	14:16:55	0.01	496	6-Jul	15:21:55	0.084
367	6-Jul	13:12:55	0.013	432	6-Jul	14:17:55	0.005	497	6-Jul	15:22:55	0.021
368	6-Jul	13:13:55	0.12	433	6-Jul	14:18:55	0.008	498	6-Jul	15:23:55	0.027
369	6-Jul	13:14:55	0.064	434	6-Jul	14:19:55	0.006	499	6-Jul	15:24:55	0.018
370	6-Jul	13:15:55	0.023	435	6-Jul	14:20:55	0.005	500	6-Jul	15:25:55	0.019
371	6-Jul	13:16:55	0.028	436	6-Jul	14:21:55	0.006	501	6-Jul	15:26:55	0.03
372	6-Jul	13:17:55	0.044	437	6-Jul	14:22:55	0.005	502	6-Jul	15:27:55	0.03
373	6-Jul	13:18:55	0.018	438	6-Jul	14:23:55	0.008	503	6-Jul	15:28:55	0.046
374	6-Jul	13:19:55	0.026	439	6-Jul	14:24:55	0.009	504	6-Jul	15:29:55	0.031
375	6-Jul	13:20:55	0.02	440	6-Jul	14:25:55	0.011	505	6-Jul	15:30:55	0.05
376	6-Jul	13:21:55	0.026	441	6-Jul	14:26:55	0.01	506	6-Jul	15:31:55	0.048
377	6-Jul	13:22:55	0.013	442	6-Jul	14:27:55	0.011	507	6-Jul	15:32:55	0.057
378	6-Jul	13:23:55	0.039	443	6-Jul	14:28:55	0.021	508	6-Jul	15:33:55	0.028
379	6-Jul	13:24:55	0.025	444	6-Jul	14:29:55	0.005	509	6-Jul	15:34:55	0.033
380	6-Jul	13:25:55	0.021	445	6-Jul	14:30:55	0.006	510	6-Jul	15:35:55	0.025
381	6-Jul	13:26:55	0.013	446	6-Jul	14:31:55	0.014	511	6-Jul	15:36:55	0.015
382	6-Jul	13:27:55	0.015	447	6-Jul	14:32:55	0.006	512	6-Jul	15:37:55	0.038
383	6-Jul	13:28:55	0.017	448	6-Jul	14:33:55	0.004	513	6-Jul	15:38:55	0.026
384	6-Jul	13:29:55	0.143	449	6-Jul	14:34:55	0.007	514	6-Jul	15:39:55	0.015
385	6-Jul	13:30:55	0.044	450	6-Jul	14:35:55	0.004	515	6-Jul	15:40:55	0.035
386	6-Jul	13:31:55	0.056	451	6-Jul	14:36:55	0.007	516	6-Jul	15:41:55	0.019
387	6-Jul	13:32:55	0.051	452	6-Jul	14:37:55	0.005	517	6-Jul	15:42:55	0.02
388	6-Jul	13:33:55	0.108	453	6-Jul	14:38:55	0.006	518	6-Jul	15:43:55	0.017
389	6-Jul	13:34:55	0.02	454	6-Jul	14:39:55	0.006	519	6-Jul	15:44:55	0.011
390	6-Jul	13:35:55	0.01	455	6-Jul	14:40:55	0.006	520	6-Jul	15:45:55	0.756
391	6-Jul	13:36:55	0.007	456	6-Jul	14:41:55	0.005	521	6-Jul	15:46:55	0.082
392	6-Jul	13:37:55	0.007	457	6-Jul	14:42:55	0.005	522	6-Jul	15:47:55	0.647
393	6-Jul	13:38:55	0.009	458	6-Jul	14:43:55	0.01	523	6-Jul	15:48:55	0.175
394	6-Jul	13:39:55	0.005	459	6-Jul	14:44:55	0.008	524	6-Jul	15:49:55	0.01
395	6-Jul	13:40:55	0.007	460	6-Jul	14:45:55	0.004	525	6-Jul	15:50:55	0.007
396	6-Jul	13:41:55	0.005	461	6-Jul	14:46:55	0.004	526	6-Jul	15:51:55	0.008
397	6-Jul	13:42:55	0.008	462	6-Jul	14:47:55	0.004	527	6-Jul	15:52:55	0.007
398	6-Jul	13:43:55	0.006	463	6-Jul	14:48:55	0.004	528	6-Jul	15:53:55	0.009
399	6-Jul	13:44:55	0.006	464	6-Jul	14:49:55	0.007	529	6-Jul	15:54:55	0.014
400	6-Jul	13:45:55	0.006	465	6-Jul	14:50:55	0.006	530	6-Jul	15:55:55	0.01
401	6-Jul	13:46:55	0.011	466	6-Jul	14:51:55	0.007	531	6-Jul	15:56:55	0.016
402	6-Jul	13:47:55	0.006	467	6-Jul	14:52:55	0.005	532	6-Jul	15:57:55	0.008
403	6-Jul	13:48:55	0.01	468	6-Jul	14:53:55	0.005	533	6-Jul	15:58:55	0.041
404	6-Jul	13:49:55	0.006	469	6-Jul	14:54:55	0.008	534	6-Jul	15:59:55	0.019
405	6-Jul	13:50:55	0.005	470	6-Jul	14:55:55	0.005	535	6-Jul	16:00:55	0.008
406	6-Jul	13:51:55	0.019	471	6-Jul	14:56:55	0.006	536	6-Jul	16:01:55	0.029
407	6-Jul	13:52:55	0.007	472	6-Jul	14:57:55	0.009	537	6-Jul	16:02:55	0.056

Point	Date	Time	Average Conc. (mg/m³)
538	6-Jul	16:03:55	0.014
539	6-Jul	16:04:55	0.009
540	6-Jul	16:05:55	0.026
541	6-Jul	16:06:55	0.009
542	6-Jul	16:07:55	0.008
543	6-Jul	16:08:55	0.008
544	6-Jul	16:09:55	0.009
545	6-Jul	16:10:55	0.008
546	6-Jul	16:11:55	0.008
547	6-Jul	16:12:55	0.008
548	6-Jul	16:13:55	0.008
549	6-Jul	16:14:55	0.014
550	6-Jul	16:15:55	0.009
551	6-Jul	16:16:55	0.008
552	6-Jul	16:17:55	0.008
553	6-Jul	16:18:55	0.009
554	6-Jul	16:19:55	0.009
555	6-Jul	16:20:55	0.014
556	6-Jul	16:21:55	0.009
557	6-Jul	16:22:55	0.008
558	6-Jul	16:23:55	0.011
559	6-Jul	16:24:55	0.009
560	6-Jul	16:25:55	0.028
561	6-Jul	16:26:55	0.008
562	6-Jul	16:27:55	1.229

7 July, 2009

pDR-1000 S/N: 04476
User ID: EB-1
Tag Number: 01
Number of logged points: 478
Start time and date: 07:00:20 07-Jul
Elapsed time: 07:58:00
Logging period (sec): 60
Calibration Factor (%): 100
Max Display Concentration: 14.503 mg/m³
Time at maximum: 14:03:39 Jul 07
Max STEL Concentration: 0.523 mg/m³
Time at max STEL: 09:30:21 Jul 07
Overall Avg Conc: 0.079 mg/m³

Point	Date	Time	Average Conc. (mg/m³)	Point	Date	Time	Average Conc. (mg/m³)	Point	Date	Time	Average Conc. (mg/m³)
1	7-Jul	07:01:20	0.049	50	7-Jul	07:50:20	0.006	99	7-Jul	08:39:20	0.049
2	7-Jul	07:02:20	0.01	51	7-Jul	07:51:20	0.006	100	7-Jul	08:40:20	0.156
3	7-Jul	07:03:20	0.008	52	7-Jul	07:52:20	0.013	101	7-Jul	08:41:20	0.336
4	7-Jul	07:04:20	0.074	53	7-Jul	07:53:20	0.007	102	7-Jul	08:42:20	0.048
5	7-Jul	07:05:20	0.567	54	7-Jul	07:54:20	0.015	103	7-Jul	08:43:20	0.012
6	7-Jul	07:06:20	0.097	55	7-Jul	07:55:20	0.004	104	7-Jul	08:44:20	0.048
7	7-Jul	07:07:20	0.245	56	7-Jul	07:56:20	0.003	105	7-Jul	08:45:20	0.054
8	7-Jul	07:08:20	0.255	57	7-Jul	07:57:20	0.008	106	7-Jul	08:46:20	0.079
9	7-Jul	07:09:20	0.325	58	7-Jul	07:58:20	0.006	107	7-Jul	08:47:20	0.061
10	7-Jul	07:10:20	0.43	59	7-Jul	07:59:20	0.004	108	7-Jul	08:48:20	0.071
11	7-Jul	07:11:20	0.392	60	7-Jul	08:00:20	0.007	109	7-Jul	08:49:20	0.1
12	7-Jul	07:12:20	0.267	61	7-Jul	08:01:20	0.003	110	7-Jul	08:50:20	0.045
13	7-Jul	07:13:20	0.314	62	7-Jul	08:02:20	0.008	111	7-Jul	08:51:20	0.023
14	7-Jul	07:14:20	0.31	63	7-Jul	08:03:20	0.007	112	7-Jul	08:52:20	0.003
15	7-Jul	07:15:20	0.379	64	7-Jul	08:04:20	0.004	113	7-Jul	08:53:20	0.004
16	7-Jul	07:16:20	0.249	65	7-Jul	08:05:20	0.004	114	7-Jul	08:54:20	0.004
17	7-Jul	07:17:20	0.209	66	7-Jul	08:06:20	0.008	115	7-Jul	08:55:20	0.004
18	7-Jul	07:18:20	0.204	67	7-Jul	08:07:20	0.004	116	7-Jul	08:56:20	0.006
19	7-Jul	07:19:20	0.232	68	7-Jul	08:08:20	0.003	117	7-Jul	08:57:20	0.222
20	7-Jul	07:20:20	0.277	69	7-Jul	08:09:20	0.004	118	7-Jul	08:58:20	0.061
21	7-Jul	07:21:20	0.197	70	7-Jul	08:10:20	0.004	119	7-Jul	08:59:20	0.004
22	7-Jul	07:22:20	0.424	71	7-Jul	08:11:20	0.005	120	7-Jul	09:00:20	0.011
23	7-Jul	07:23:20	1.297	72	7-Jul	08:12:20	0.003	121	7-Jul	09:01:20	0.005
24	7-Jul	07:24:20	0.149	73	7-Jul	08:13:20	0.003	122	7-Jul	09:02:20	0.004
25	7-Jul	07:25:20	0.033	74	7-Jul	08:14:20	0.003	123	7-Jul	09:03:20	0.006
26	7-Jul	07:26:20	0.014	75	7-Jul	08:15:20	0.004	124	7-Jul	09:04:20	0.004
27	7-Jul	07:27:20	0.077	76	7-Jul	08:16:20	0.004	125	7-Jul	09:05:20	0.003
28	7-Jul	07:28:20	0.01	77	7-Jul	08:17:20	0.005	126	7-Jul	09:06:20	0.066
29	7-Jul	07:29:20	0.019	78	7-Jul	08:18:20	0.004	127	7-Jul	09:07:20	0.087
30	7-Jul	07:30:20	0.01	79	7-Jul	08:19:20	0.005	128	7-Jul	09:08:20	0.132
31	7-Jul	07:31:20	0.004	80	7-Jul	08:20:20	0.021	129	7-Jul	09:09:20	0.832
32	7-Jul	07:32:20	0.005	81	7-Jul	08:21:20	0.176	130	7-Jul	09:10:20	1.502
33	7-Jul	07:33:20	0.004	82	7-Jul	08:22:20	0.089	131	7-Jul	09:11:20	0.185
34	7-Jul	07:34:20	0.004	83	7-Jul	08:23:20	0.203	132	7-Jul	09:12:20	0.081
35	7-Jul	07:35:20	0.004	84	7-Jul	08:24:20	0.287	133	7-Jul	09:13:20	0.2
36	7-Jul	07:36:20	0.005	85	7-Jul	08:25:20	0.003	134	7-Jul	09:14:20	0.016
37	7-Jul	07:37:20	0.007	86	7-Jul	08:26:20	0.021	135	7-Jul	09:15:20	0.04
38	7-Jul	07:38:20	0.004	87	7-Jul	08:27:20	0.006	136	7-Jul	09:16:20	1.647
39	7-Jul	07:39:20	0.004	88	7-Jul	08:28:20	0.072	137	7-Jul	09:17:20	0.233
40	7-Jul	07:40:20	0.004	89	7-Jul	08:29:20	0.071	138	7-Jul	09:18:20	1.621
41	7-Jul	07:41:20	0.005	90	7-Jul	08:30:20	0.134	139	7-Jul	09:19:20	0.577
42	7-Jul	07:42:20	0.011	91	7-Jul	08:31:20	0.005	140	7-Jul	09:20:20	0.073
43	7-Jul	07:43:20	0.007	92	7-Jul	08:32:20	0.018	141	7-Jul	09:21:20	0.128
44	7-Jul	07:44:20	0.004	93	7-Jul	08:33:20	0.014	142	7-Jul	09:22:20	0.271
45	7-Jul	07:45:20	0.005	94	7-Jul	08:34:20	0.005	143	7-Jul	09:23:20	0.068
46	7-Jul	07:46:20	0.005	95	7-Jul	08:35:20	0.187	144	7-Jul	09:24:20	0.521
47	7-Jul	07:47:20	0.004	96	7-Jul	08:36:20	0.039	145	7-Jul	09:25:20	0.509
48	7-Jul	07:48:20	0.005	97	7-Jul	08:37:20	0.089	146	7-Jul	09:26:20	0.832
49	7-Jul	07:49:20	0.004	98	7-Jul	08:38:20	0.05	147	7-Jul	09:27:20	0.204

Point	Date	Time	Average Conc. (mg/m³)	Point	Date	Time	Average Conc. (mg/m³)	Point	Date	Time	Average Conc. (mg/m³)
148	7-Jul	09:28:20	0.375	213	7-Jul	10:33:20	0.006	278	7-Jul	11:38:20	1.151
149	7-Jul	09:29:20	0.186	214	7-Jul	10:34:20	0.008	279	7-Jul	11:39:20	0.602
150	7-Jul	09:30:20	0.6	215	7-Jul	10:35:20	0.005	280	7-Jul	11:40:20	1.246
151	7-Jul	09:31:20	0.161	216	7-Jul	10:36:20	0.004	281	7-Jul	11:41:20	0.022
152	7-Jul	09:32:20	0.218	217	7-Jul	10:37:20	0.013	282	7-Jul	11:42:20	0.008
153	7-Jul	09:33:20	0.39	218	7-Jul	10:38:20	0.016	283	7-Jul	11:43:20	0.008
154	7-Jul	09:34:20	0.279	219	7-Jul	10:39:20	0.01	284	7-Jul	11:44:20	0.008
155	7-Jul	09:35:20	0.288	220	7-Jul	10:40:20	0.016	285	7-Jul	11:45:20	0.078
156	7-Jul	09:36:20	0.203	221	7-Jul	10:41:20	0.008	286	7-Jul	11:46:20	0.02
157	7-Jul	09:37:20	0.054	222	7-Jul	10:42:20	0.012	287	7-Jul	11:47:20	0.006
158	7-Jul	09:38:20	0.011	223	7-Jul	10:43:20	0.005	288	7-Jul	11:48:20	0.044
159	7-Jul	09:39:20	0.012	224	7-Jul	10:44:20	0.007	289	7-Jul	11:49:20	0.061
160	7-Jul	09:40:20	0.066	225	7-Jul	10:45:20	0.006	290	7-Jul	11:50:20	0.053
161	7-Jul	09:41:20	0.079	226	7-Jul	10:46:20	0.005	291	7-Jul	11:51:20	0.006
162	7-Jul	09:42:20	0.068	227	7-Jul	10:47:20	0.004	292	7-Jul	11:52:20	0.044
163	7-Jul	09:43:20	0.085	228	7-Jul	10:48:20	0.005	293	7-Jul	11:53:20	0.053
164	7-Jul	09:44:20	0.029	229	7-Jul	10:49:20	0.005	294	7-Jul	11:54:20	0.025
165	7-Jul	09:45:20	0.058	230	7-Jul	10:50:20	0.004	295	7-Jul	11:55:20	0.119
166	7-Jul	09:46:20	0.03	231	7-Jul	10:51:20	0.004	296	7-Jul	11:56:20	0.052
167	7-Jul	09:47:20	0.062	232	7-Jul	10:52:20	0.003	297	7-Jul	11:57:20	0.013
168	7-Jul	09:48:20	0.013	233	7-Jul	10:53:20	0.004	298	7-Jul	11:58:20	0.12
169	7-Jul	09:49:20	0.014	234	7-Jul	10:54:20	0.004	299	7-Jul	11:59:20	0.021
170	7-Jul	09:50:20	0.01	235	7-Jul	10:55:20	0.003	300	7-Jul	12:00:20	0.057
171	7-Jul	09:51:20	0.011	236	7-Jul	10:56:20	0.003	301	7-Jul	12:01:20	0.02
172	7-Jul	09:52:20	0.009	237	7-Jul	10:57:20	0.005	302	7-Jul	12:02:20	0.014
173	7-Jul	09:53:20	0.009	238	7-Jul	10:58:20	0.004	303	7-Jul	12:03:20	0.01
174	7-Jul	09:54:20	0.034	239	7-Jul	10:59:20	0.008	304	7-Jul	12:04:20	0.006
175	7-Jul	09:55:20	0.011	240	7-Jul	11:00:20	0.004	305	7-Jul	12:05:20	0.003
176	7-Jul	09:56:20	0.01	241	7-Jul	11:01:20	0.004	306	7-Jul	12:06:20	0.001
177	7-Jul	09:57:20	0.256	242	7-Jul	11:02:20	0.003	307	7-Jul	12:07:20	0.001
178	7-Jul	09:58:20	0.095	243	7-Jul	11:03:20	0.005	308	7-Jul	12:08:20	0.002
179	7-Jul	09:59:20	0.05	244	7-Jul	11:04:20	0.004	309	7-Jul	12:09:20	0.001
180	7-Jul	10:00:20	0.05	245	7-Jul	11:05:20	0.004	310	7-Jul	12:10:20	0.001
181	7-Jul	10:01:20	0.028	246	7-Jul	11:06:20	0.005	311	7-Jul	12:11:20	0.001
182	7-Jul	10:02:20	0.009	247	7-Jul	11:07:20	0.011	312	7-Jul	12:12:20	0.001
183	7-Jul	10:03:20	0.017	248	7-Jul	11:08:20	0.007	313	7-Jul	12:13:20	0.001
184	7-Jul	10:04:20	0.006	249	7-Jul	11:09:20	0.01	314	7-Jul	12:14:20	0.001
185	7-Jul	10:05:20	0.027	250	7-Jul	11:10:20	0.002	315	7-Jul	12:15:20	0.001
186	7-Jul	10:06:20	0.022	251	7-Jul	11:11:20	0.024	316	7-Jul	12:16:20	0.001
187	7-Jul	10:07:20	0.009	252	7-Jul	11:12:20	0.048	317	7-Jul	12:17:20	0.001
188	7-Jul	10:08:20	0.007	253	7-Jul	11:13:20	0.005	318	7-Jul	12:18:20	0
189	7-Jul	10:09:20	0.01	254	7-Jul	11:14:20	0.009	319	7-Jul	12:19:20	0
190	7-Jul	10:10:20	0.012	255	7-Jul	11:15:20	0.008	320	7-Jul	12:20:20	0
191	7-Jul	10:11:20	0.019	256	7-Jul	11:16:20	0.041	321	7-Jul	12:21:20	0
192	7-Jul	10:12:20	0.008	257	7-Jul	11:17:20	0.004	322	7-Jul	12:22:20	0
193	7-Jul	10:13:20	0.007	258	7-Jul	11:18:20	0.013	323	7-Jul	12:23:20	0
194	7-Jul	10:14:20	0.013	259	7-Jul	11:19:20	0.001	324	7-Jul	12:24:20	0
195	7-Jul	10:15:20	0.005	260	7-Jul	11:20:20	0.003	325	7-Jul	12:25:20	0.001
196	7-Jul	10:16:20	0.006	261	7-Jul	11:21:20	0.022	326	7-Jul	12:26:20	0.003
197	7-Jul	10:17:20	0.011	262	7-Jul	11:22:20	0.002	327	7-Jul	12:27:20	0
198	7-Jul	10:18:20	0.011	263	7-Jul	11:23:20	0.001	328	7-Jul	12:28:20	0
199	7-Jul	10:19:20	0.013	264	7-Jul	11:24:20	0.014	329	7-Jul	12:29:20	0.001
200	7-Jul	10:20:20	0.028	265	7-Jul	11:25:20	0.013	330	7-Jul	12:30:20	0.001
201	7-Jul	10:21:20	0.019	266	7-Jul	11:26:20	0.014	331	7-Jul	12:31:20	0.002
202	7-Jul	10:22:20	0.022	267	7-Jul	11:27:20	0.03	332	7-Jul	12:32:20	0.001
203	7-Jul	10:23:20	0.04	268	7-Jul	11:28:20	0.005	333	7-Jul	12:33:20	0.001
204	7-Jul	10:24:20	0.016	269	7-Jul	11:29:20	0.003	334	7-Jul	12:34:20	0.001
205	7-Jul	10:25:20	0.005	270	7-Jul	11:30:20	0.003	335	7-Jul	12:35:20	0.01
206	7-Jul	10:26:20	0.008	271	7-Jul	11:31:20	0.002	336	7-Jul	12:36:20	0
207	7-Jul	10:27:20	0.004	272	7-Jul	11:32:20	0.004	337	7-Jul	12:37:20	0.011
208	7-Jul	10:28:20	0.007	273	7-Jul	11:33:20	0.003	338	7-Jul	12:38:20	0.001
209	7-Jul	10:29:20	0.009	274	7-Jul	11:34:20	0.005	339	7-Jul	12:39:20	0.008
210	7-Jul	10:30:20	0.025	275	7-Jul	11:35:20	0.002	340	7-Jul	12:40:20	0.003
211	7-Jul	10:31:20	0.006	276	7-Jul	11:36:20	0.297	341	7-Jul	12:41:20	0.003
212	7-Jul	10:32:20	0.011	277	7-Jul	11:37:20	0.072	342	7-Jul	12:42:20	0.01

Point	Date	Time	Average Conc. (mg/m³)	Point	Date	Time	Average Conc. (mg/m³)	Point	Date	Time	Average Conc. (mg/m³)
343	7-Jul	12:43:20	0.005	408	7-Jul	13:48:20	0.346	473	7-Jul	14:53:20	0.001
344	7-Jul	12:44:20	0.004	409	7-Jul	13:49:20	0.091	474	7-Jul	14:54:20	0.001
345	7-Jul	12:45:20	0.001	410	7-Jul	13:50:20	0.063	475	7-Jul	14:55:20	0.001
346	7-Jul	12:46:20	0.014	411	7-Jul	13:51:20	0.091	476	7-Jul	14:56:20	0.001
347	7-Jul	12:47:20	0.019	412	7-Jul	13:52:20	0.001	477	7-Jul	14:57:20	0.004
348	7-Jul	12:48:20	0.002	413	7-Jul	13:53:20	0.059	478	7-Jul	14:58:20	0.005
349	7-Jul	12:49:20	0.003	414	7-Jul	13:54:20	0.12				
350	7-Jul	12:50:20	0.003	415	7-Jul	13:55:20	0.328				
351	7-Jul	12:51:20	0.003	416	7-Jul	13:56:20	0.171				
352	7-Jul	12:52:20	0.008	417	7-Jul	13:57:20	0.037				
353	7-Jul	12:53:20	0.001	418	7-Jul	13:58:20	0.045				
354	7-Jul	12:54:20	0.001	419	7-Jul	13:59:20	0.034				
355	7-Jul	12:55:20	0.064	420	7-Jul	14:00:20	0.007				
356	7-Jul	12:56:20	0.035	421	7-Jul	14:01:20	0.086				
357	7-Jul	12:57:20	0.041	422	7-Jul	14:02:20	0.133				
358	7-Jul	12:58:20	0.011	423	7-Jul	14:03:20	0.121				
359	7-Jul	12:59:20	0.009	424	7-Jul	14:04:20	2.635				
360	7-Jul	13:00:20	0.001	425	7-Jul	14:05:20	0.111				
361	7-Jul	13:01:20	0.056	426	7-Jul	14:06:20	0.142				
362	7-Jul	13:02:20	0.004	427	7-Jul	14:07:20	0.002				
363	7-Jul	13:03:20	0.008	428	7-Jul	14:08:20	0.024				
364	7-Jul	13:04:20	0.006	429	7-Jul	14:09:20	0.005				
365	7-Jul	13:05:20	0.074	430	7-Jul	14:10:20	0.003				
366	7-Jul	13:06:20	0.013	431	7-Jul	14:11:20	0.021				
367	7-Jul	13:07:20	0.195	432	7-Jul	14:12:20	0.009				
368	7-Jul	13:08:20	0.2	433	7-Jul	14:13:20	0.012				
369	7-Jul	13:09:20	0.005	434	7-Jul	14:14:20	0.292				
370	7-Jul	13:10:20	0.01	435	7-Jul	14:15:20	0.659				
371	7-Jul	13:11:20	0.001	436	7-Jul	14:16:20	0.065				
372	7-Jul	13:12:20	0.005	437	7-Jul	14:17:20	0.037				
373	7-Jul	13:13:20	0	438	7-Jul	14:18:20	0.1				
374	7-Jul	13:14:20	0.002	439	7-Jul	14:19:20	0.018				
375	7-Jul	13:15:20	0.007	440	7-Jul	14:20:20	0.016				
376	7-Jul	13:16:20	0.003	441	7-Jul	14:21:20	0.006				
377	7-Jul	13:17:20	0.014	442	7-Jul	14:22:20	0.012				
378	7-Jul	13:18:20	0.018	443	7-Jul	14:23:20	0.005				
379	7-Jul	13:19:20	0.002	444	7-Jul	14:24:20	0.004				
380	7-Jul	13:20:20	0.002	445	7-Jul	14:25:20	0.004				
381	7-Jul	13:21:20	0.006	446	7-Jul	14:26:20	0.005				
382	7-Jul	13:22:20	0.158	447	7-Jul	14:27:20	0.005				
383	7-Jul	13:23:20	0.018	448	7-Jul	14:28:20	0.005				
384	7-Jul	13:24:20	0.005	449	7-Jul	14:29:20	0.004				
385	7-Jul	13:25:20	0.032	450	7-Jul	14:30:20	0.011				
386	7-Jul	13:26:20	0.099	451	7-Jul	14:31:20	0.004				
387	7-Jul	13:27:20	0.007	452	7-Jul	14:32:20	0.003				
388	7-Jul	13:28:20	0	453	7-Jul	14:33:20	0.058				
389	7-Jul	13:29:20	0.002	454	7-Jul	14:34:20	0.018				
390	7-Jul	13:30:20	0.003	455	7-Jul	14:35:20	0.012				
391	7-Jul	13:31:20	0.213	456	7-Jul	14:36:20	0.005				
392	7-Jul	13:32:20	0.009	457	7-Jul	14:37:20	0.005				
393	7-Jul	13:33:20	0.016	458	7-Jul	14:38:20	0.061				
394	7-Jul	13:34:20	0.013	459	7-Jul	14:39:20	0.259				
395	7-Jul	13:35:20	0.021	460	7-Jul	14:40:20	0.002				
396	7-Jul	13:36:20	0.007	461	7-Jul	14:41:20	0.002				
397	7-Jul	13:37:20	0.004	462	7-Jul	14:42:20	0.001				
398	7-Jul	13:38:20	0.021	463	7-Jul	14:43:20	0				
399	7-Jul	13:39:20	0.044	464	7-Jul	14:44:20	0.001				
400	7-Jul	13:40:20	0.02	465	7-Jul	14:45:20	0				
401	7-Jul	13:41:20	0.4	466	7-Jul	14:46:20	0.001				
402	7-Jul	13:42:20	0.217	467	7-Jul	14:47:20	0.001				
403	7-Jul	13:43:20	0.004	468	7-Jul	14:48:20	0.001				
404	7-Jul	13:44:20	0.074	469	7-Jul	14:49:20	0.002				
405	7-Jul	13:45:20	0	470	7-Jul	14:50:20	0.001				
406	7-Jul	13:46:20	0.002	471	7-Jul	14:51:20	0.001				
407	7-Jul	13:47:20	0.023	472	7-Jul	14:52:20	0.006				

8 July, 2009

pDR-1000 S/N: 05156
User ID: EB-2
Tag Number: 01
Number of logged points: 510
Start time and date: 07:10:10 08-Jul
Elapsed time: 08:30:00
Logging period (sec): 60
Calibration Factor (%): 100
Max Display Concentration: 5.347 mg/m³
Time at maximum: 09:12:39 Jul 08
Max STEL Concentration: 0.834 mg/m³
Time at max STEL: 09:13:11 Jul 08
Overall Avg Conc: 0.118 mg/m³

Point	Date	Time	Average Conc. (mg/m³)	Point	Date	Time	Average Conc. (mg/m³)	Point	Date	Time	Average Conc. (mg/m³)
1	8-Jul	07:11:10	0.002	50	8-Jul	08:00:10	0.002	99	8-Jul	08:49:10	0.055
2	8-Jul	07:12:10	0.02	51	8-Jul	08:01:10	0.004	100	8-Jul	08:50:10	0.081
3	8-Jul	07:13:10	0.021	52	8-Jul	08:02:10	0.003	101	8-Jul	08:51:10	0.657
4	8-Jul	07:14:10	0.441	53	8-Jul	08:03:10	0.132	102	8-Jul	08:52:10	0.045
5	8-Jul	07:15:10	0.026	54	8-Jul	08:04:10	0.045	103	8-Jul	08:53:10	0.059
6	8-Jul	07:16:10	0.392	55	8-Jul	08:05:10	0.117	104	8-Jul	08:54:10	0.436
7	8-Jul	07:17:10	0.035	56	8-Jul	08:06:10	0.077	105	8-Jul	08:55:10	0.371
8	8-Jul	07:18:10	0.007	57	8-Jul	08:07:10	0.073	106	8-Jul	08:56:10	0.297
9	8-Jul	07:19:10	0.095	58	8-Jul	08:08:10	0.815	107	8-Jul	08:57:10	0.104
10	8-Jul	07:20:10	0.029	59	8-Jul	08:09:10	0.007	108	8-Jul	08:58:10	1.4
11	8-Jul	07:21:10	0.142	60	8-Jul	08:10:10	0.055	109	8-Jul	08:59:10	0.497
12	8-Jul	07:22:10	0.04	61	8-Jul	08:11:10	0.014	110	8-Jul	09:00:10	1.103
13	8-Jul	07:23:10	0.088	62	8-Jul	08:12:10	0.02	111	8-Jul	09:01:10	1.758
14	8-Jul	07:24:10	0.188	63	8-Jul	08:13:10	0.026	112	8-Jul	09:02:10	0.277
15	8-Jul	07:25:10	0.047	64	8-Jul	08:14:10	0.03	113	8-Jul	09:03:10	0.11
16	8-Jul	07:26:10	0.032	65	8-Jul	08:15:10	0.014	114	8-Jul	09:04:10	0.081
17	8-Jul	07:27:10	0.045	66	8-Jul	08:16:10	0.02	115	8-Jul	09:05:10	0.268
18	8-Jul	07:28:10	0.004	67	8-Jul	08:17:10	0.003	116	8-Jul	09:06:10	0.441
19	8-Jul	07:29:10	0.006	68	8-Jul	08:18:10	0.007	117	8-Jul	09:07:10	1.705
20	8-Jul	07:30:10	0.007	69	8-Jul	08:19:10	0.204	118	8-Jul	09:08:10	0.16
21	8-Jul	07:31:10	0.005	70	8-Jul	08:20:10	0.073	119	8-Jul	09:09:10	0.066
22	8-Jul	07:32:10	0.01	71	8-Jul	08:21:10	0.005	120	8-Jul	09:10:10	0.027
23	8-Jul	07:33:10	0.007	72	8-Jul	08:22:10	0.006	121	8-Jul	09:11:10	0.409
24	8-Jul	07:34:10	0.124	73	8-Jul	08:23:10	0.003	122	8-Jul	09:12:10	2.391
25	8-Jul	07:35:10	0.177	74	8-Jul	08:24:10	0.055	123	8-Jul	09:13:10	3.223
26	8-Jul	07:36:10	0.026	75	8-Jul	08:25:10	0.026	124	8-Jul	09:14:10	0.44
27	8-Jul	07:37:10	0.047	76	8-Jul	08:26:10	0.003	125	8-Jul	09:15:10	0.426
28	8-Jul	07:38:10	0.006	77	8-Jul	08:27:10	0.004	126	8-Jul	09:16:10	0.818
29	8-Jul	07:39:10	0.005	78	8-Jul	08:28:10	0.026	127	8-Jul	09:17:10	0.039
30	8-Jul	07:40:10	0.019	79	8-Jul	08:29:10	0.007	128	8-Jul	09:18:10	0.014
31	8-Jul	07:41:10	0.013	80	8-Jul	08:30:10	0.033	129	8-Jul	09:19:10	0.013
32	8-Jul	07:42:10	0.011	81	8-Jul	08:31:10	0.012	130	8-Jul	09:20:10	0.126
33	8-Jul	07:43:10	0.013	82	8-Jul	08:32:10	0.006	131	8-Jul	09:21:10	0.022
34	8-Jul	07:44:10	0.028	83	8-Jul	08:33:10	0.003	132	8-Jul	09:22:10	0.011
35	8-Jul	07:45:10	0.051	84	8-Jul	08:34:10	0.012	133	8-Jul	09:23:10	0.028
36	8-Jul	07:46:10	0.003	85	8-Jul	08:35:10	0.028	134	8-Jul	09:24:10	0.024
37	8-Jul	07:47:10	0.002	86	8-Jul	08:36:10	0.151	135	8-Jul	09:25:10	0.032
38	8-Jul	07:48:10	0.075	87	8-Jul	08:37:10	0.032	136	8-Jul	09:26:10	0.015
39	8-Jul	07:49:10	0.718	88	8-Jul	08:38:10	0.028	137	8-Jul	09:27:10	0.02
40	8-Jul	07:50:10	0.022	89	8-Jul	08:39:10	0.01	138	8-Jul	09:28:10	0.025
41	8-Jul	07:51:10	0.045	90	8-Jul	08:40:10	0.004	139	8-Jul	09:29:10	0.015
42	8-Jul	07:52:10	0.032	91	8-Jul	08:41:10	0.005	140	8-Jul	09:30:10	0.012
43	8-Jul	07:53:10	0.01	92	8-Jul	08:42:10	0.002	141	8-Jul	09:31:10	0.017
44	8-Jul	07:54:10	0.006	93	8-Jul	08:43:10	0.002	142	8-Jul	09:32:10	0.014
45	8-Jul	07:55:10	0.018	94	8-Jul	08:44:10	0.031	143	8-Jul	09:33:10	0.074
46	8-Jul	07:56:10	0.078	95	8-Jul	08:45:10	0.178	144	8-Jul	09:34:10	0.038
47	8-Jul	07:57:10	0.073	96	8-Jul	08:46:10	0.016	145	8-Jul	09:35:10	0.093
48	8-Jul	07:58:10	0.056	97	8-Jul	08:47:10	0.014	146	8-Jul	09:36:10	0.296
49	8-Jul	07:59:10	0.046	98	8-Jul	08:48:10	0.223	147	8-Jul	09:37:10	0.029

Point	Date	Time	Average Conc. (mg/m³)	Point	Date	Time	Average Conc. (mg/m³)	Point	Date	Time	Average Conc. (mg/m³)
148	8-Jul	09:38:10	0.018	213	8-Jul	10:43:10	0.171	278	8-Jul	11:48:10	0.015
149	8-Jul	09:39:10	0.027	214	8-Jul	10:44:10	0.073	279	8-Jul	11:49:10	0.016
150	8-Jul	09:40:10	0.024	215	8-Jul	10:45:10	0.655	280	8-Jul	11:50:10	0.018
151	8-Jul	09:41:10	0.014	216	8-Jul	10:46:10	0.084	281	8-Jul	11:51:10	0.031
152	8-Jul	09:42:10	0.059	217	8-Jul	10:47:10	0.039	282	8-Jul	11:52:10	0.026
153	8-Jul	09:43:10	0.039	218	8-Jul	10:48:10	0.022	283	8-Jul	11:53:10	0.027
154	8-Jul	09:44:10	0.024	219	8-Jul	10:49:10	0.023	284	8-Jul	11:54:10	0.017
155	8-Jul	09:45:10	0.031	220	8-Jul	10:50:10	0.022	285	8-Jul	11:55:10	0.032
156	8-Jul	09:46:10	0.063	221	8-Jul	10:51:10	0.306	286	8-Jul	11:56:10	0.023
157	8-Jul	09:47:10	0.045	222	8-Jul	10:52:10	0.148	287	8-Jul	11:57:10	0.063
158	8-Jul	09:48:10	0.048	223	8-Jul	10:53:10	0.047	288	8-Jul	11:58:10	0.082
159	8-Jul	09:49:10	0.016	224	8-Jul	10:54:10	0.292	289	8-Jul	11:59:10	0.116
160	8-Jul	09:50:10	0.057	225	8-Jul	10:55:10	0.18	290	8-Jul	12:00:10	0.06
161	8-Jul	09:51:10	0.174	226	8-Jul	10:56:10	0.182	291	8-Jul	12:01:10	0.062
162	8-Jul	09:52:10	0.123	227	8-Jul	10:57:10	0.038	292	8-Jul	12:02:10	0.021
163	8-Jul	09:53:10	0.854	228	8-Jul	10:58:10	0.041	293	8-Jul	12:03:10	0.017
164	8-Jul	09:54:10	0.586	229	8-Jul	10:59:10	0.035	294	8-Jul	12:04:10	0.015
165	8-Jul	09:55:10	0.032	230	8-Jul	11:00:10	0.049	295	8-Jul	12:05:10	0.018
166	8-Jul	09:56:10	0.074	231	8-Jul	11:01:10	0.022	296	8-Jul	12:06:10	0.014
167	8-Jul	09:57:10	0.289	232	8-Jul	11:02:10	0.089	297	8-Jul	12:07:10	0.015
168	8-Jul	09:58:10	1.383	233	8-Jul	11:03:10	0.105	298	8-Jul	12:08:10	0.015
169	8-Jul	09:59:10	0.12	234	8-Jul	11:04:10	0.091	299	8-Jul	12:09:10	0.015
170	8-Jul	10:00:10	0.028	235	8-Jul	11:05:10	0.047	300	8-Jul	12:10:10	0.015
171	8-Jul	10:01:10	0.211	236	8-Jul	11:06:10	0.039	301	8-Jul	12:11:10	0.014
172	8-Jul	10:02:10	0.098	237	8-Jul	11:07:10	0.054	302	8-Jul	12:12:10	0.015
173	8-Jul	10:03:10	0.049	238	8-Jul	11:08:10	0.091	303	8-Jul	12:13:10	0.015
174	8-Jul	10:04:10	0.041	239	8-Jul	11:09:10	0.164	304	8-Jul	12:14:10	0.014
175	8-Jul	10:05:10	0.05	240	8-Jul	11:10:10	0.089	305	8-Jul	12:15:10	0.015
176	8-Jul	10:06:10	0.193	241	8-Jul	11:11:10	0.15	306	8-Jul	12:16:10	0.015
177	8-Jul	10:07:10	0.242	242	8-Jul	11:12:10	0.022	307	8-Jul	12:17:10	0.014
178	8-Jul	10:08:10	0.28	243	8-Jul	11:13:10	0.032	308	8-Jul	12:18:10	0.016
179	8-Jul	10:09:10	0.119	244	8-Jul	11:14:10	0.131	309	8-Jul	12:19:10	0.018
180	8-Jul	10:10:10	0.063	245	8-Jul	11:15:10	0.111	310	8-Jul	12:20:10	0.015
181	8-Jul	10:11:10	0.048	246	8-Jul	11:16:10	0.45	311	8-Jul	12:21:10	0.014
182	8-Jul	10:12:10	0.118	247	8-Jul	11:17:10	0.104	312	8-Jul	12:22:10	0.015
183	8-Jul	10:13:10	0.044	248	8-Jul	11:18:10	0.069	313	8-Jul	12:23:10	0.016
184	8-Jul	10:14:10	0.024	249	8-Jul	11:19:10	0.065	314	8-Jul	12:24:10	0.016
185	8-Jul	10:15:10	0.07	250	8-Jul	11:20:10	0.058	315	8-Jul	12:25:10	0.017
186	8-Jul	10:16:10	0.023	251	8-Jul	11:21:10	0.041	316	8-Jul	12:26:10	0.015
187	8-Jul	10:17:10	0.123	252	8-Jul	11:22:10	0.331	317	8-Jul	12:27:10	0.015
188	8-Jul	10:18:10	1.399	253	8-Jul	11:23:10	0.13	318	8-Jul	12:28:10	0.014
189	8-Jul	10:19:10	0.566	254	8-Jul	11:24:10	0.108	319	8-Jul	12:29:10	0.014
190	8-Jul	10:20:10	0.317	255	8-Jul	11:25:10	0.057	320	8-Jul	12:30:10	0.014
191	8-Jul	10:21:10	0.163	256	8-Jul	11:26:10	0.021	321	8-Jul	12:31:10	0.014
192	8-Jul	10:22:10	0.124	257	8-Jul	11:27:10	0.015	322	8-Jul	12:32:10	0.014
193	8-Jul	10:23:10	0.062	258	8-Jul	11:28:10	0.016	323	8-Jul	12:33:10	0.014
194	8-Jul	10:24:10	0.074	259	8-Jul	11:29:10	0.016	324	8-Jul	12:34:10	0.013
195	8-Jul	10:25:10	0.073	260	8-Jul	11:30:10	0.014	325	8-Jul	12:35:10	0.013
196	8-Jul	10:26:10	0.181	261	8-Jul	11:31:10	0.02	326	8-Jul	12:36:10	0.014
197	8-Jul	10:27:10	0.133	262	8-Jul	11:32:10	0.014	327	8-Jul	12:37:10	0.034
198	8-Jul	10:28:10	0.593	263	8-Jul	11:33:10	0.015	328	8-Jul	12:38:10	0.131
199	8-Jul	10:29:10	0.777	264	8-Jul	11:34:10	0.015	329	8-Jul	12:39:10	0.037
200	8-Jul	10:30:10	0.287	265	8-Jul	11:35:10	0.015	330	8-Jul	12:40:10	0.046
201	8-Jul	10:31:10	0.068	266	8-Jul	11:36:10	0.014	331	8-Jul	12:41:10	0.032
202	8-Jul	10:32:10	0.156	267	8-Jul	11:37:10	0.033	332	8-Jul	12:42:10	0.021
203	8-Jul	10:33:10	0.278	268	8-Jul	11:38:10	0.014	333	8-Jul	12:43:10	0.043
204	8-Jul	10:34:10	0.162	269	8-Jul	11:39:10	0.016	334	8-Jul	12:44:10	0.044
205	8-Jul	10:35:10	0.049	270	8-Jul	11:40:10	0.015	335	8-Jul	12:45:10	0.108
206	8-Jul	10:36:10	0.041	271	8-Jul	11:41:10	0.167	336	8-Jul	12:46:10	0.029
207	8-Jul	10:37:10	0.079	272	8-Jul	11:42:10	0.117	337	8-Jul	12:47:10	0.026
208	8-Jul	10:38:10	0.053	273	8-Jul	11:43:10	0.067	338	8-Jul	12:48:10	0.067
209	8-Jul	10:39:10	0.087	274	8-Jul	11:44:10	0.182	339	8-Jul	12:49:10	0.035
210	8-Jul	10:40:10	0.337	275	8-Jul	11:45:10	0.154	340	8-Jul	12:50:10	0.082
211	8-Jul	10:41:10	0.053	276	8-Jul	11:46:10	0.02	341	8-Jul	12:51:10	0.022
212	8-Jul	10:42:10	0.122	277	8-Jul	11:47:10	0.018	342	8-Jul	12:52:10	0.018

Point	Date	Time	Average Conc. (mg/m³)
343	8-Jul	12:53:10	0.021
344	8-Jul	12:54:10	0.038
345	8-Jul	12:55:10	0.022
346	8-Jul	12:56:10	0.026
347	8-Jul	12:57:10	0.037
348	8-Jul	12:58:10	0.031
349	8-Jul	12:59:10	0.065
350	8-Jul	13:00:10	0.054
351	8-Jul	13:01:10	0.085
352	8-Jul	13:02:10	0.108
353	8-Jul	13:03:10	0.021
354	8-Jul	13:04:10	0.039
355	8-Jul	13:05:10	0.036
356	8-Jul	13:06:10	0.082
357	8-Jul	13:07:10	0.025
358	8-Jul	13:08:10	0.018
359	8-Jul	13:09:10	0.017
360	8-Jul	13:10:10	0.017
361	8-Jul	13:11:10	0.017
362	8-Jul	13:12:10	0.018
363	8-Jul	13:13:10	0.022
364	8-Jul	13:14:10	0.017
365	8-Jul	13:15:10	0.147
366	8-Jul	13:16:10	0.096
367	8-Jul	13:17:10	0.047
368	8-Jul	13:18:10	0.047
369	8-Jul	13:19:10	0.022
370	8-Jul	13:20:10	0.018
371	8-Jul	13:21:10	0.025
372	8-Jul	13:22:10	0.136
373	8-Jul	13:23:10	0.027
374	8-Jul	13:24:10	0.045
375	8-Jul	13:25:10	0.059
376	8-Jul	13:26:10	0.035
377	8-Jul	13:27:10	0.106
378	8-Jul	13:28:10	0.07
379	8-Jul	13:29:10	0.075
380	8-Jul	13:30:10	0.056
381	8-Jul	13:31:10	0.03
382	8-Jul	13:32:10	0.124
383	8-Jul	13:33:10	0.063
384	8-Jul	13:34:10	0.064
385	8-Jul	13:35:10	0.059
386	8-Jul	13:36:10	0.045
387	8-Jul	13:37:10	0.05
388	8-Jul	13:38:10	0.246
389	8-Jul	13:39:10	0.123
390	8-Jul	13:40:10	0.307
391	8-Jul	13:41:10	0.067
392	8-Jul	13:42:10	0.067
393	8-Jul	13:43:10	0.108
394	8-Jul	13:44:10	0.765
395	8-Jul	13:45:10	0.276
396	8-Jul	13:46:10	0.135
397	8-Jul	13:47:10	0.247
398	8-Jul	13:48:10	0.17
399	8-Jul	13:49:10	0.102
400	8-Jul	13:50:10	0.136
401	8-Jul	13:51:10	0.106
402	8-Jul	13:52:10	0.076
403	8-Jul	13:53:10	0.027
404	8-Jul	13:54:10	0.027
405	8-Jul	13:55:10	0.074
406	8-Jul	13:56:10	0.192
407	8-Jul	13:57:10	0.067
408	8-Jul	13:58:10	0.211
409	8-Jul	13:59:10	0.119
410	8-Jul	14:00:10	0.07
411	8-Jul	14:01:10	0.075
412	8-Jul	14:02:10	0.109
413	8-Jul	14:03:10	0.538
414	8-Jul	14:04:10	0.029
415	8-Jul	14:05:10	0.023
416	8-Jul	14:06:10	0.148
417	8-Jul	14:07:10	0.125
418	8-Jul	14:08:10	0.153
419	8-Jul	14:09:10	0.401
420	8-Jul	14:10:10	0.167
421	8-Jul	14:11:10	0.043
422	8-Jul	14:12:10	0.034
423	8-Jul	14:13:10	0.105
424	8-Jul	14:14:10	0.277
425	8-Jul	14:15:10	0.068
426	8-Jul	14:16:10	0.09
427	8-Jul	14:17:10	0.044
428	8-Jul	14:18:10	0.056
429	8-Jul	14:19:10	0.02
430	8-Jul	14:20:10	0.019
431	8-Jul	14:21:10	0.028
432	8-Jul	14:22:10	0.204
433	8-Jul	14:23:10	0.158
434	8-Jul	14:24:10	0.023
435	8-Jul	14:25:10	0.024
436	8-Jul	14:26:10	0.025
437	8-Jul	14:27:10	0.023
438	8-Jul	14:28:10	0.05
439	8-Jul	14:29:10	0.071
440	8-Jul	14:30:10	0.04
441	8-Jul	14:31:10	0.028
442	8-Jul	14:32:10	0.037
443	8-Jul	14:33:10	0.057
444	8-Jul	14:34:10	0.06
445	8-Jul	14:35:10	0.082
446	8-Jul	14:36:10	0.089
447	8-Jul	14:37:10	0.098
448	8-Jul	14:38:10	0.082
449	8-Jul	14:39:10	0.073
450	8-Jul	14:40:10	0.044
451	8-Jul	14:41:10	0.037
452	8-Jul	14:42:10	0.051
453	8-Jul	14:43:10	0.118
454	8-Jul	14:44:10	0.076
455	8-Jul	14:45:10	0.074
456	8-Jul	14:46:10	0.084
457	8-Jul	14:47:10	0.054
458	8-Jul	14:48:10	0.063
459	8-Jul	14:49:10	0.096
460	8-Jul	14:50:10	0.063
461	8-Jul	14:51:10	0.057
462	8-Jul	14:52:10	0.078
463	8-Jul	14:53:10	0.07
464	8-Jul	14:54:10	0.062
465	8-Jul	14:55:10	0.072
466	8-Jul	14:56:10	0.055
467	8-Jul	14:57:10	0.081
468	8-Jul	14:58:10	0.058
469	8-Jul	14:59:10	0.043
470	8-Jul	15:00:10	0.046
471	8-Jul	15:01:10	0.044
472	8-Jul	15:02:10	0.065
473	8-Jul	15:03:10	0.306
474	8-Jul	15:04:10	0.234
475	8-Jul	15:05:10	0.115
476	8-Jul	15:06:10	0.04
477	8-Jul	15:07:10	0.066
478	8-Jul	15:08:10	0.062
479	8-Jul	15:09:10	0.054
480	8-Jul	15:10:10	0.091
481	8-Jul	15:11:10	0.089
482	8-Jul	15:12:10	0.058
483	8-Jul	15:13:10	0.085
484	8-Jul	15:14:10	0.033
485	8-Jul	15:15:10	0.112
486	8-Jul	15:16:10	1.029
487	8-Jul	15:17:10	0.423
488	8-Jul	15:18:10	0.172
489	8-Jul	15:19:10	0.317
490	8-Jul	15:20:10	0.042
491	8-Jul	15:21:10	0.022
492	8-Jul	15:22:10	0.018
493	8-Jul	15:23:10	0.018
494	8-Jul	15:24:10	0.018
495	8-Jul	15:25:10	0.021
496	8-Jul	15:26:10	0.025
497	8-Jul	15:27:10	0.019
498	8-Jul	15:28:10	0.017
499	8-Jul	15:29:10	0.021
500	8-Jul	15:30:10	0.017
501	8-Jul	15:31:10	0.025
502	8-Jul	15:32:10	0.023
503	8-Jul	15:33:10	0.031
504	8-Jul	15:34:10	0.026
505	8-Jul	15:35:10	0.026
506	8-Jul	15:36:10	0.035
507	8-Jul	15:37:10	0.022
508	8-Jul	15:38:10	0.019
509	8-Jul	15:39:10	0.174
510	8-Jul	15:40:10	0.138

9 July, 2009

pDR-1000 S/N: 04476
User ID: EB-1
Tag Number: 01
Number of logged points: 514
Start time and date: 07:07:40 09-Jul
Elapsed time: 08:34:00
Logging period (sec): 60
Calibration Factor (%): 100
Max Display Concentration: 9.987 mg/m³
Time at maximum: 13:59:03 Jul 09
Max STEL Concentration: 0.503 mg/m³
Time at max STEL: 15:41:11 Jul 09
Overall Avg Conc: 0.086 mg/m³

Point	Date	Time	Average Conc. (mg/m³)	Point	Date	Time	Average Conc. (mg/m³)	Point	Date	Time	Average Conc. (mg/m³)
1	9-Jul	07:08:40	0.029	50	9-Jul	07:57:40	0.022	99	9-Jul	08:46:40	0.047
2	9-Jul	07:09:40	0.015	51	9-Jul	07:58:40	0.055	100	9-Jul	08:47:40	0.202
3	9-Jul	07:10:40	0.023	52	9-Jul	07:59:40	0.094	101	9-Jul	08:48:40	0.27
4	9-Jul	07:11:40	0.088	53	9-Jul	08:00:40	0.066	102	9-Jul	08:49:40	0.145
5	9-Jul	07:12:40	0.084	54	9-Jul	08:01:40	0.149	103	9-Jul	08:50:40	0.028
6	9-Jul	07:13:40	0.213	55	9-Jul	08:02:40	0.217	104	9-Jul	08:51:40	0.022
7	9-Jul	07:14:40	0.071	56	9-Jul	08:03:40	0.078	105	9-Jul	08:52:40	0.012
8	9-Jul	07:15:40	0.079	57	9-Jul	08:04:40	0.084	106	9-Jul	08:53:40	0.01
9	9-Jul	07:16:40	0.165	58	9-Jul	08:05:40	0.119	107	9-Jul	08:54:40	0.009
10	9-Jul	07:17:40	0.073	59	9-Jul	08:06:40	0.082	108	9-Jul	08:55:40	0.17
11	9-Jul	07:18:40	0.053	60	9-Jul	08:07:40	0.139	109	9-Jul	08:56:40	0.237
12	9-Jul	07:19:40	0.086	61	9-Jul	08:08:40	0.012	110	9-Jul	08:57:40	0.379
13	9-Jul	07:20:40	0.049	62	9-Jul	08:09:40	0.012	111	9-Jul	08:58:40	0.875
14	9-Jul	07:21:40	0.038	63	9-Jul	08:10:40	0.045	112	9-Jul	08:59:40	0.047
15	9-Jul	07:22:40	0.035	64	9-Jul	08:11:40	0.125	113	9-Jul	09:00:40	0.008
16	9-Jul	07:23:40	0.016	65	9-Jul	08:12:40	0.085	114	9-Jul	09:01:40	0.012
17	9-Jul	07:24:40	0.017	66	9-Jul	08:13:40	0.054	115	9-Jul	09:02:40	0.011
18	9-Jul	07:25:40	0.01	67	9-Jul	08:14:40	0.067	116	9-Jul	09:03:40	0.012
19	9-Jul	07:26:40	0.012	68	9-Jul	08:15:40	0.058	117	9-Jul	09:04:40	0.052
20	9-Jul	07:27:40	0.009	69	9-Jul	08:16:40	0.096	118	9-Jul	09:05:40	0.263
21	9-Jul	07:28:40	0.014	70	9-Jul	08:17:40	0.065	119	9-Jul	09:06:40	0.164
22	9-Jul	07:29:40	0.013	71	9-Jul	08:18:40	0.041	120	9-Jul	09:07:40	0.239
23	9-Jul	07:30:40	0.044	72	9-Jul	08:19:40	0.088	121	9-Jul	09:08:40	0.342
24	9-Jul	07:31:40	0.028	73	9-Jul	08:20:40	0.047	122	9-Jul	09:09:40	1.063
25	9-Jul	07:32:40	0.022	74	9-Jul	08:21:40	0.042	123	9-Jul	09:10:40	1.123
26	9-Jul	07:33:40	0.016	75	9-Jul	08:22:40	0.259	124	9-Jul	09:11:40	0.055
27	9-Jul	07:34:40	0.015	76	9-Jul	08:23:40	0.123	125	9-Jul	09:12:40	0.015
28	9-Jul	07:35:40	0.012	77	9-Jul	08:24:40	0.268	126	9-Jul	09:13:40	0.016
29	9-Jul	07:36:40	0.158	78	9-Jul	08:25:40	0.035	127	9-Jul	09:14:40	0.007
30	9-Jul	07:37:40	0.084	79	9-Jul	08:26:40	0.066	128	9-Jul	09:15:40	0.01
31	9-Jul	07:38:40	0.045	80	9-Jul	08:27:40	0.089	129	9-Jul	09:16:40	0.006
32	9-Jul	07:39:40	0.046	81	9-Jul	08:28:40	0.026	130	9-Jul	09:17:40	0.022
33	9-Jul	07:40:40	0.025	82	9-Jul	08:29:40	0.011	131	9-Jul	09:18:40	0.011
34	9-Jul	07:41:40	0.041	83	9-Jul	08:30:40	0.006	132	9-Jul	09:19:40	0.015
35	9-Jul	07:42:40	0.039	84	9-Jul	08:31:40	0.007	133	9-Jul	09:20:40	0.06
36	9-Jul	07:43:40	0.027	85	9-Jul	08:32:40	0.009	134	9-Jul	09:21:40	0.056
37	9-Jul	07:44:40	0.024	86	9-Jul	08:33:40	0.022	135	9-Jul	09:22:40	0.008
38	9-Jul	07:45:40	0.029	87	9-Jul	08:34:40	0.008	136	9-Jul	09:23:40	0.006
39	9-Jul	07:46:40	0.026	88	9-Jul	08:35:40	0.008	137	9-Jul	09:24:40	0.006
40	9-Jul	07:47:40	0.018	89	9-Jul	08:36:40	0.008	138	9-Jul	09:25:40	0.01
41	9-Jul	07:48:40	0.024	90	9-Jul	08:37:40	0.008	139	9-Jul	09:26:40	0.005
42	9-Jul	07:49:40	0.011	91	9-Jul	08:38:40	0.006	140	9-Jul	09:27:40	0.007
43	9-Jul	07:50:40	0.018	92	9-Jul	08:39:40	0.007	141	9-Jul	09:28:40	0.008
44	9-Jul	07:51:40	0.124	93	9-Jul	08:40:40	0.078	142	9-Jul	09:29:40	0.009
45	9-Jul	07:52:40	0.894	94	9-Jul	08:41:40	0.061	143	9-Jul	09:30:40	0.012
46	9-Jul	07:53:40	1.351	95	9-Jul	08:42:40	0.053	144	9-Jul	09:31:40	0.009
47	9-Jul	07:54:40	0.231	96	9-Jul	08:43:40	0.047	145	9-Jul	09:32:40	0.009
48	9-Jul	07:55:40	0.136	97	9-Jul	08:44:40	0.096	146	9-Jul	09:33:40	0.005
49	9-Jul	07:56:40	0.068	98	9-Jul	08:45:40	0.02	147	9-Jul	09:34:40	0.011

Point	Date	Time	Average Conc. (mg/m³)	Point	Date	Time	Average Conc. (mg/m³)	Point	Date	Time	Average Conc. (mg/m³)
148	9-Jul	09:35:40	0.005	213	9-Jul	10:40:40	0.01	278	9-Jul	11:45:40	0.021
149	9-Jul	09:36:40	0.007	214	9-Jul	10:41:40	0.005	279	9-Jul	11:46:40	0.065
150	9-Jul	09:37:40	0.006	215	9-Jul	10:42:40	0.004	280	9-Jul	11:47:40	0.017
151	9-Jul	09:38:40	0.006	216	9-Jul	10:43:40	0.005	281	9-Jul	11:48:40	0.014
152	9-Jul	09:39:40	0.009	217	9-Jul	10:44:40	0.005	282	9-Jul	11:49:40	0.016
153	9-Jul	09:40:40	0.008	218	9-Jul	10:45:40	0.005	283	9-Jul	11:50:40	0.005
154	9-Jul	09:41:40	0.012	219	9-Jul	10:46:40	0.007	284	9-Jul	11:51:40	0.008
155	9-Jul	09:42:40	0.007	220	9-Jul	10:47:40	0.004	285	9-Jul	11:52:40	0.036
156	9-Jul	09:43:40	0.009	221	9-Jul	10:48:40	0.003	286	9-Jul	11:53:40	0.041
157	9-Jul	09:44:40	0.009	222	9-Jul	10:49:40	0.004	287	9-Jul	11:54:40	0.016
158	9-Jul	09:45:40	0.007	223	9-Jul	10:50:40	0.027	288	9-Jul	11:55:40	0.015
159	9-Jul	09:46:40	0.007	224	9-Jul	10:51:40	0.005	289	9-Jul	11:56:40	0.02
160	9-Jul	09:47:40	0.01	225	9-Jul	10:52:40	0.005	290	9-Jul	11:57:40	0.044
161	9-Jul	09:48:40	0.006	226	9-Jul	10:53:40	0.003	291	9-Jul	11:58:40	0.007
162	9-Jul	09:49:40	0.009	227	9-Jul	10:54:40	0.067	292	9-Jul	11:59:40	0.007
163	9-Jul	09:50:40	0.011	228	9-Jul	10:55:40	0.189	293	9-Jul	12:00:40	0.015
164	9-Jul	09:51:40	0.01	229	9-Jul	10:56:40	0.038	294	9-Jul	12:01:40	0.011
165	9-Jul	09:52:40	0.009	230	9-Jul	10:57:40	0.019	295	9-Jul	12:02:40	0.005
166	9-Jul	09:53:40	0.005	231	9-Jul	10:58:40	0.43	296	9-Jul	12:03:40	0.003
167	9-Jul	09:54:40	0.006	232	9-Jul	10:59:40	0.011	297	9-Jul	12:04:40	0.007
168	9-Jul	09:55:40	0.006	233	9-Jul	11:00:40	0.015	298	9-Jul	12:05:40	0.004
169	9-Jul	09:56:40	0.006	234	9-Jul	11:01:40	0.011	299	9-Jul	12:06:40	0.003
170	9-Jul	09:57:40	0.007	235	9-Jul	11:02:40	0.005	300	9-Jul	12:07:40	0.002
171	9-Jul	09:58:40	0.007	236	9-Jul	11:03:40	0.007	301	9-Jul	12:08:40	0.003
172	9-Jul	09:59:40	0.007	237	9-Jul	11:04:40	0.006	302	9-Jul	12:09:40	0.003
173	9-Jul	10:00:40	0.007	238	9-Jul	11:05:40	0.015	303	9-Jul	12:10:40	0.004
174	9-Jul	10:01:40	0.006	239	9-Jul	11:06:40	0.006	304	9-Jul	12:11:40	0.003
175	9-Jul	10:02:40	0.008	240	9-Jul	11:07:40	0.009	305	9-Jul	12:12:40	0.003
176	9-Jul	10:03:40	0.009	241	9-Jul	11:08:40	0.02	306	9-Jul	12:13:40	0.005
177	9-Jul	10:04:40	0.007	242	9-Jul	11:09:40	0.01	307	9-Jul	12:14:40	0.002
178	9-Jul	10:05:40	0.008	243	9-Jul	11:10:40	0.007	308	9-Jul	12:15:40	0.016
179	9-Jul	10:06:40	0.007	244	9-Jul	11:11:40	0.011	309	9-Jul	12:16:40	0.007
180	9-Jul	10:07:40	0.007	245	9-Jul	11:12:40	0.003	310	9-Jul	12:17:40	0.007
181	9-Jul	10:08:40	0.012	246	9-Jul	11:13:40	0.006	311	9-Jul	12:18:40	0.011
182	9-Jul	10:09:40	0.007	247	9-Jul	11:14:40	0.003	312	9-Jul	12:19:40	0.004
183	9-Jul	10:10:40	0.006	248	9-Jul	11:15:40	0.008	313	9-Jul	12:20:40	0.002
184	9-Jul	10:11:40	0.01	249	9-Jul	11:16:40	0.01	314	9-Jul	12:21:40	0.001
185	9-Jul	10:12:40	0.005	250	9-Jul	11:17:40	0.01	315	9-Jul	12:22:40	0.003
186	9-Jul	10:13:40	0.012	251	9-Jul	11:18:40	0.042	316	9-Jul	12:23:40	0.003
187	9-Jul	10:14:40	0.014	252	9-Jul	11:19:40	0.006	317	9-Jul	12:24:40	0.005
188	9-Jul	10:15:40	0.008	253	9-Jul	11:20:40	0.006	318	9-Jul	12:25:40	0.005
189	9-Jul	10:16:40	0.008	254	9-Jul	11:21:40	0.005	319	9-Jul	12:26:40	0.456
190	9-Jul	10:17:40	0.007	255	9-Jul	11:22:40	0.005	320	9-Jul	12:27:40	0.011
191	9-Jul	10:18:40	0.007	256	9-Jul	11:23:40	0.001	321	9-Jul	12:28:40	0.016
192	9-Jul	10:19:40	0.01	257	9-Jul	11:24:40	0.004	322	9-Jul	12:29:40	0.131
193	9-Jul	10:20:40	0.009	258	9-Jul	11:25:40	0.004	323	9-Jul	12:30:40	0.101
194	9-Jul	10:21:40	0.005	259	9-Jul	11:26:40	0.006	324	9-Jul	12:31:40	0.085
195	9-Jul	10:22:40	0.007	260	9-Jul	11:27:40	0.002	325	9-Jul	12:32:40	0.007
196	9-Jul	10:23:40	0.006	261	9-Jul	11:28:40	0.003	326	9-Jul	12:33:40	0.007
197	9-Jul	10:24:40	0.006	262	9-Jul	11:29:40	0.002	327	9-Jul	12:34:40	0.009
198	9-Jul	10:25:40	0.009	263	9-Jul	11:30:40	0.001	328	9-Jul	12:35:40	0.008
199	9-Jul	10:26:40	0.006	264	9-Jul	11:31:40	0.199	329	9-Jul	12:36:40	0.002
200	9-Jul	10:27:40	0.006	265	9-Jul	11:32:40	0.085	330	9-Jul	12:37:40	0.008
201	9-Jul	10:28:40	0.007	266	9-Jul	11:33:40	0.015	331	9-Jul	12:38:40	0.011
202	9-Jul	10:29:40	0.006	267	9-Jul	11:34:40	0.01	332	9-Jul	12:39:40	0.005
203	9-Jul	10:30:40	0.006	268	9-Jul	11:35:40	0.02	333	9-Jul	12:40:40	0.002
204	9-Jul	10:31:40	0.006	269	9-Jul	11:36:40	0.014	334	9-Jul	12:41:40	0.006
205	9-Jul	10:32:40	0.005	270	9-Jul	11:37:40	0.018	335	9-Jul	12:42:40	0.004
206	9-Jul	10:33:40	0.009	271	9-Jul	11:38:40	0.007	336	9-Jul	12:43:40	0.171
207	9-Jul	10:34:40	0.003	272	9-Jul	11:39:40	0.046	337	9-Jul	12:44:40	0.034
208	9-Jul	10:35:40	0.004	273	9-Jul	11:40:40	0.033	338	9-Jul	12:45:40	0.034
209	9-Jul	10:36:40	0.005	274	9-Jul	11:41:40	0.041	339	9-Jul	12:46:40	0.036
210	9-Jul	10:37:40	0.005	275	9-Jul	11:42:40	0.015	340	9-Jul	12:47:40	0.017
211	9-Jul	10:38:40	0.01	276	9-Jul	11:43:40	0.013	341	9-Jul	12:48:40	0.015
212	9-Jul	10:39:40	0.008	277	9-Jul	11:44:40	0.01	342	9-Jul	12:49:40	0.018

Point	Date	Time	Average Conc. (mg/m³)
343	9-Jul	12:50:40	0.043
344	9-Jul	12:51:40	0.195
345	9-Jul	12:52:40	0.008
346	9-Jul	12:53:40	0.009
347	9-Jul	12:54:40	0.02
348	9-Jul	12:55:40	0.006
349	9-Jul	12:56:40	0.007
350	9-Jul	12:57:40	0.013
351	9-Jul	12:58:40	0.013
352	9-Jul	12:59:40	0.031
353	9-Jul	13:00:40	0.022
354	9-Jul	13:01:40	0.01
355	9-Jul	13:02:40	0.006
356	9-Jul	13:03:40	0.004
357	9-Jul	13:04:40	0.012
358	9-Jul	13:05:40	0.026
359	9-Jul	13:06:40	0.011
360	9-Jul	13:07:40	0.033
361	9-Jul	13:08:40	0.012
362	9-Jul	13:09:40	0.131
363	9-Jul	13:10:40	0.017
364	9-Jul	13:11:40	0.038
365	9-Jul	13:12:40	0.081
366	9-Jul	13:13:40	0.033
367	9-Jul	13:14:40	0.025
368	9-Jul	13:15:40	0.04
369	9-Jul	13:16:40	0.028
370	9-Jul	13:17:40	0.009
371	9-Jul	13:18:40	0.324
372	9-Jul	13:19:40	0.019
373	9-Jul	13:20:40	0.011
374	9-Jul	13:21:40	0.012
375	9-Jul	13:22:40	0.011
376	9-Jul	13:23:40	0.015
377	9-Jul	13:24:40	0.031
378	9-Jul	13:25:40	0.031
379	9-Jul	13:26:40	0.007
380	9-Jul	13:27:40	0.021
381	9-Jul	13:28:40	0.583
382	9-Jul	13:29:40	0.034
383	9-Jul	13:30:40	0.012
384	9-Jul	13:31:40	0.007
385	9-Jul	13:32:40	0.028
386	9-Jul	13:33:40	0.223
387	9-Jul	13:34:40	0.028
388	9-Jul	13:35:40	0.025
389	9-Jul	13:36:40	0.008
390	9-Jul	13:37:40	0.016
391	9-Jul	13:38:40	0.035
392	9-Jul	13:39:40	0.009
393	9-Jul	13:40:40	0.057
394	9-Jul	13:41:40	0.012
395	9-Jul	13:42:40	0.098
396	9-Jul	13:43:40	0.074
397	9-Jul	13:44:40	0.069
398	9-Jul	13:45:40	0.023
399	9-Jul	13:46:40	0.026
400	9-Jul	13:47:40	0.019
401	9-Jul	13:48:40	0.027
402	9-Jul	13:49:40	0.012
403	9-Jul	13:50:40	0.973
404	9-Jul	13:51:40	0.191
405	9-Jul	13:52:40	0.069
406	9-Jul	13:53:40	0.025
407	9-Jul	13:54:40	0.01
408	9-Jul	13:55:40	0.009
409	9-Jul	13:56:40	0.005
410	9-Jul	13:57:40	0.021
411	9-Jul	13:58:40	0.078
412	9-Jul	13:59:40	1.894
413	9-Jul	14:00:40	0.021
414	9-Jul	14:01:40	0.032
415	9-Jul	14:02:40	0.026
416	9-Jul	14:03:40	0.033
417	9-Jul	14:04:40	0.01
418	9-Jul	14:05:40	0.008
419	9-Jul	14:06:40	0.03
420	9-Jul	14:07:40	0.009
421	9-Jul	14:08:40	0.019
422	9-Jul	14:09:40	0.051
423	9-Jul	14:10:40	0.033
424	9-Jul	14:11:40	0.282
425	9-Jul	14:12:40	0.232
426	9-Jul	14:13:40	0.207
427	9-Jul	14:14:40	0.042
428	9-Jul	14:15:40	0.022
429	9-Jul	14:16:40	0.023
430	9-Jul	14:17:40	0.384
431	9-Jul	14:18:40	0.985
432	9-Jul	14:19:40	0.088
433	9-Jul	14:20:40	0.012
434	9-Jul	14:21:40	0.025
435	9-Jul	14:22:40	0.281
436	9-Jul	14:23:40	0.093
437	9-Jul	14:24:40	0.054
438	9-Jul	14:25:40	0.15
439	9-Jul	14:26:40	0.101
440	9-Jul	14:27:40	0.139
441	9-Jul	14:28:40	0.055
442	9-Jul	14:29:40	0.032
443	9-Jul	14:30:40	0.094
444	9-Jul	14:31:40	0.178
445	9-Jul	14:32:40	0.254
446	9-Jul	14:33:40	0.114
447	9-Jul	14:34:40	0.11
448	9-Jul	14:35:40	0.068
449	9-Jul	14:36:40	0.054
450	9-Jul	14:37:40	0.094
451	9-Jul	14:38:40	0.1
452	9-Jul	14:39:40	0.116
453	9-Jul	14:40:40	0.052
454	9-Jul	14:41:40	0.034
455	9-Jul	14:42:40	0.08
456	9-Jul	14:43:40	0.078
457	9-Jul	14:44:40	0.262
458	9-Jul	14:45:40	0.11
459	9-Jul	14:46:40	0.1
460	9-Jul	14:47:40	0.074
461	9-Jul	14:48:40	0.099
462	9-Jul	14:49:40	0.021
463	9-Jul	14:50:40	0.076
464	9-Jul	14:51:40	0.15
465	9-Jul	14:52:40	0.123
466	9-Jul	14:53:40	0.032
467	9-Jul	14:54:40	0.072
468	9-Jul	14:55:40	0.32
469	9-Jul	14:56:40	0.208
470	9-Jul	14:57:40	0.012
471	9-Jul	14:58:40	0.021
472	9-Jul	14:59:40	0.017
473	9-Jul	15:00:40	0.009
474	9-Jul	15:01:40	0.027
475	9-Jul	15:02:40	0.021
476	9-Jul	15:03:40	0.102
477	9-Jul	15:04:40	0.142
478	9-Jul	15:05:40	0.105
479	9-Jul	15:06:40	0.757
480	9-Jul	15:07:40	0.568
481	9-Jul	15:08:40	0.228
482	9-Jul	15:09:40	0.568
483	9-Jul	15:10:40	0.124
484	9-Jul	15:11:40	0.118
485	9-Jul	15:12:40	0.157
486	9-Jul	15:13:40	0.34
487	9-Jul	15:14:40	0.029
488	9-Jul	15:15:40	0.138
489	9-Jul	15:16:40	0.039
490	9-Jul	15:17:40	0.233
491	9-Jul	15:18:40	0.107
492	9-Jul	15:19:40	0.159
493	9-Jul	15:20:40	0.563
494	9-Jul	15:21:40	0.233
495	9-Jul	15:22:40	0.384
496	9-Jul	15:23:40	0.445
497	9-Jul	15:24:40	0.167
498	9-Jul	15:25:40	0.207
499	9-Jul	15:26:40	0.293
500	9-Jul	15:27:40	0.208
501	9-Jul	15:28:40	0.89
502	9-Jul	15:29:40	0.516
503	9-Jul	15:30:40	0.768
504	9-Jul	15:31:40	0.419
505	9-Jul	15:32:40	0.624
506	9-Jul	15:33:40	0.867
507	9-Jul	15:34:40	0.238
508	9-Jul	15:35:40	0.222
509	9-Jul	15:36:40	0.169
510	9-Jul	15:37:40	0.784
511	9-Jul	15:38:40	0.507
512	9-Jul	15:39:40	0.37
513	9-Jul	15:40:40	0.427
514	9-Jul	15:41:40	0.453

10 July, 2009

pDR-1000 S/N: 05156
User ID: EB-2
Tag Number: 02
Number of logged points: 507
Start time and date: 07:03:15 10-Jul
Elapsed time: 08:27:00
Logging period (sec): 60
Calibration Factor (%): 100
Max Display Concentration: 6.112 mg/m³
Time at maximum: 14:38:28 Jul 10
Max STEL Concentration: 0.791 mg/m³
Time at max STEL: 14:53:16 Jul 10
Overall Avg Conc: 0.138 mg/m³

Point	Date	Time	Average Conc. (mg/m³)	Point	Date	Time	Average Conc. (mg/m³)	Point	Date	Time	Average Conc. (mg/m³)
1	10-Jul	07:04:15	0.031	50	10-Jul	07:53:15	0.08	99	10-Jul	08:42:15	0.07
2	10-Jul	07:05:15	0.028	51	10-Jul	07:54:15	0.097	100	10-Jul	08:43:15	0.052
3	10-Jul	07:06:15	0.013	52	10-Jul	07:55:15	0.113	101	10-Jul	08:44:15	0.105
4	10-Jul	07:07:15	0.046	53	10-Jul	07:56:15	0.102	102	10-Jul	08:45:15	0.012
5	10-Jul	07:08:15	0.013	54	10-Jul	07:57:15	0.064	103	10-Jul	08:46:15	0.039
6	10-Jul	07:09:15	0.011	55	10-Jul	07:58:15	0.107	104	10-Jul	08:47:15	0.124
7	10-Jul	07:10:15	0.017	56	10-Jul	07:59:15	0.091	105	10-Jul	08:48:15	0.098
8	10-Jul	07:11:15	0.009	57	10-Jul	08:00:15	0.124	106	10-Jul	08:49:15	0.099
9	10-Jul	07:12:15	0.015	58	10-Jul	08:01:15	0.086	107	10-Jul	08:50:15	0.06
10	10-Jul	07:13:15	0.015	59	10-Jul	08:02:15	0.089	108	10-Jul	08:51:15	0.191
11	10-Jul	07:14:15	0.061	60	10-Jul	08:03:15	0.128	109	10-Jul	08:52:15	0.106
12	10-Jul	07:15:15	0.084	61	10-Jul	08:04:15	0.112	110	10-Jul	08:53:15	0.066
13	10-Jul	07:16:15	0.067	62	10-Jul	08:05:15	0.092	111	10-Jul	08:54:15	0.054
14	10-Jul	07:17:15	0.06	63	10-Jul	08:06:15	0.068	112	10-Jul	08:55:15	0.04
15	10-Jul	07:18:15	0.056	64	10-Jul	08:07:15	0.064	113	10-Jul	08:56:15	0.063
16	10-Jul	07:19:15	0.051	65	10-Jul	08:08:15	0.058	114	10-Jul	08:57:15	0.127
17	10-Jul	07:20:15	0.054	66	10-Jul	08:09:15	0.037	115	10-Jul	08:58:15	0.076
18	10-Jul	07:21:15	0.033	67	10-Jul	08:10:15	0.034	116	10-Jul	08:59:15	0.152
19	10-Jul	07:22:15	0.03	68	10-Jul	08:11:15	0.036	117	10-Jul	09:00:15	0.099
20	10-Jul	07:23:15	0.038	69	10-Jul	08:12:15	0.016	118	10-Jul	09:01:15	0.086
21	10-Jul	07:24:15	0.029	70	10-Jul	08:13:15	0.035	119	10-Jul	09:02:15	0.109
22	10-Jul	07:25:15	0.07	71	10-Jul	08:14:15	0.065	120	10-Jul	09:03:15	0.159
23	10-Jul	07:26:15	0.09	72	10-Jul	08:15:15	0.111	121	10-Jul	09:04:15	0.086
24	10-Jul	07:27:15	0.067	73	10-Jul	08:16:15	0.103	122	10-Jul	09:05:15	0.052
25	10-Jul	07:28:15	0.04	74	10-Jul	08:17:15	0.107	123	10-Jul	09:06:15	0.057
26	10-Jul	07:29:15	0.03	75	10-Jul	08:18:15	0.104	124	10-Jul	09:07:15	0.158
27	10-Jul	07:30:15	0.021	76	10-Jul	08:19:15	0.295	125	10-Jul	09:08:15	0.176
28	10-Jul	07:31:15	0.041	77	10-Jul	08:20:15	0.191	126	10-Jul	09:09:15	0.057
29	10-Jul	07:32:15	0.021	78	10-Jul	08:21:15	0.017	127	10-Jul	09:10:15	0.044
30	10-Jul	07:33:15	0.907	79	10-Jul	08:22:15	0.132	128	10-Jul	09:11:15	0.166
31	10-Jul	07:34:15	0.648	80	10-Jul	08:23:15	0.075	129	10-Jul	09:12:15	0.16
32	10-Jul	07:35:15	1.067	81	10-Jul	08:24:15	0.081	130	10-Jul	09:13:15	0.076
33	10-Jul	07:36:15	0.642	82	10-Jul	08:25:15	0.139	131	10-Jul	09:14:15	0.079
34	10-Jul	07:37:15	0.137	83	10-Jul	08:26:15	0.143	132	10-Jul	09:15:15	0.366
35	10-Jul	07:38:15	0.413	84	10-Jul	08:27:15	0.091	133	10-Jul	09:16:15	0.099
36	10-Jul	07:39:15	1.062	85	10-Jul	08:28:15	0.091	134	10-Jul	09:17:15	0.147
37	10-Jul	07:40:15	0.091	86	10-Jul	08:29:15	0.057	135	10-Jul	09:18:15	0.101
38	10-Jul	07:41:15	0.039	87	10-Jul	08:30:15	0.036	136	10-Jul	09:19:15	0.093
39	10-Jul	07:42:15	0.164	88	10-Jul	08:31:15	0.081	137	10-Jul	09:20:15	0.106
40	10-Jul	07:43:15	0.115	89	10-Jul	08:32:15	0.193	138	10-Jul	09:21:15	0.164
41	10-Jul	07:44:15	0.097	90	10-Jul	08:33:15	0.166	139	10-Jul	09:22:15	0.234
42	10-Jul	07:45:15	0.011	91	10-Jul	08:34:15	0.153	140	10-Jul	09:23:15	0.092
43	10-Jul	07:46:15	0.007	92	10-Jul	08:35:15	0.125	141	10-Jul	09:24:15	0.059
44	10-Jul	07:47:15	0.048	93	10-Jul	08:36:15	0.291	142	10-Jul	09:25:15	0.121
45	10-Jul	07:48:15	0.041	94	10-Jul	08:37:15	0.046	143	10-Jul	09:26:15	0.07
46	10-Jul	07:49:15	0.075	95	10-Jul	08:38:15	0.123	144	10-Jul	09:27:15	0.1
47	10-Jul	07:50:15	0.096	96	10-Jul	08:39:15	0.286	145	10-Jul	09:28:15	0.083
48	10-Jul	07:51:15	0.091	97	10-Jul	08:40:15	0.099	146	10-Jul	09:29:15	0.042
49	10-Jul	07:52:15	0.069	98	10-Jul	08:41:15	0.103	147	10-Jul	09:30:15	0.053

Point	Date	Time	Average Conc. (mg/m³)	Point	Date	Time	Average Conc. (mg/m³)	Point	Date	Time	Average Conc. (mg/m³)
148	10-Jul	09:31:15	0.116	213	10-Jul	10:36:15	0.117	278	10-Jul	11:41:15	0.079
149	10-Jul	09:32:15	0.03	214	10-Jul	10:37:15	0.004	279	10-Jul	11:42:15	0.119
150	10-Jul	09:33:15	0.097	215	10-Jul	10:38:15	0.001	280	10-Jul	11:43:15	0.385
151	10-Jul	09:34:15	0.098	216	10-Jul	10:39:15	0.078	281	10-Jul	11:44:15	0.108
152	10-Jul	09:35:15	0.143	217	10-Jul	10:40:15	0.13	282	10-Jul	11:45:15	0.085
153	10-Jul	09:36:15	0.006	218	10-Jul	10:41:15	0.025	283	10-Jul	11:46:15	0.09
154	10-Jul	09:37:15	0.018	219	10-Jul	10:42:15	0.024	284	10-Jul	11:47:15	0.57
155	10-Jul	09:38:15	0.43	220	10-Jul	10:43:15	0.349	285	10-Jul	11:48:15	0.184
156	10-Jul	09:39:15	0.093	221	10-Jul	10:44:15	0.066	286	10-Jul	11:49:15	0.096
157	10-Jul	09:40:15	0.084	222	10-Jul	10:45:15	0.27	287	10-Jul	11:50:15	0.09
158	10-Jul	09:41:15	0.063	223	10-Jul	10:46:15	0.228	288	10-Jul	11:51:15	0.282
159	10-Jul	09:42:15	0.13	224	10-Jul	10:47:15	0.249	289	10-Jul	11:52:15	0.186
160	10-Jul	09:43:15	0.148	225	10-Jul	10:48:15	0.263	290	10-Jul	11:53:15	0.554
161	10-Jul	09:44:15	0.084	226	10-Jul	10:49:15	0.368	291	10-Jul	11:54:15	0.217
162	10-Jul	09:45:15	0.101	227	10-Jul	10:50:15	0.894	292	10-Jul	11:55:15	0.122
163	10-Jul	09:46:15	0.158	228	10-Jul	10:51:15	0.374	293	10-Jul	11:56:15	0.189
164	10-Jul	09:47:15	0.108	229	10-Jul	10:52:15	0.089	294	10-Jul	11:57:15	0.147
165	10-Jul	09:48:15	0.089	230	10-Jul	10:53:15	0.144	295	10-Jul	11:58:15	0.097
166	10-Jul	09:49:15	0.128	231	10-Jul	10:54:15	0.104	296	10-Jul	11:59:15	0.76
167	10-Jul	09:50:15	0.241	232	10-Jul	10:55:15	0.267	297	10-Jul	12:00:15	0.317
168	10-Jul	09:51:15	0.232	233	10-Jul	10:56:15	0.197	298	10-Jul	12:01:15	0.073
169	10-Jul	09:52:15	0.143	234	10-Jul	10:57:15	0.198	299	10-Jul	12:02:15	0.283
170	10-Jul	09:53:15	0.217	235	10-Jul	10:58:15	0.13	300	10-Jul	12:03:15	0.352
171	10-Jul	09:54:15	0.386	236	10-Jul	10:59:15	0.086	301	10-Jul	12:04:15	0.023
172	10-Jul	09:55:15	0.293	237	10-Jul	11:00:15	0.226	302	10-Jul	12:05:15	0.001
173	10-Jul	09:56:15	0.053	238	10-Jul	11:01:15	0.176	303	10-Jul	12:06:15	0.002
174	10-Jul	09:57:15	0.25	239	10-Jul	11:02:15	0.113	304	10-Jul	12:07:15	0.005
175	10-Jul	09:58:15	0.268	240	10-Jul	11:03:15	0.148	305	10-Jul	12:08:15	0.001
176	10-Jul	09:59:15	0.269	241	10-Jul	11:04:15	0.047	306	10-Jul	12:09:15	0.004
177	10-Jul	10:00:15	1.584	242	10-Jul	11:05:15	0.107	307	10-Jul	12:10:15	0.021
178	10-Jul	10:01:15	0.23	243	10-Jul	11:06:15	0.078	308	10-Jul	12:11:15	0.016
179	10-Jul	10:02:15	0.101	244	10-Jul	11:07:15	0.093	309	10-Jul	12:12:15	0.002
180	10-Jul	10:03:15	0.021	245	10-Jul	11:08:15	0.081	310	10-Jul	12:13:15	0.01
181	10-Jul	10:04:15	0.018	246	10-Jul	11:09:15	0.061	311	10-Jul	12:14:15	0.01
182	10-Jul	10:05:15	0.009	247	10-Jul	11:10:15	0.093	312	10-Jul	12:15:15	0.001
183	10-Jul	10:06:15	0.358	248	10-Jul	11:11:15	0.07	313	10-Jul	12:16:15	0.057
184	10-Jul	10:07:15	0.123	249	10-Jul	11:12:15	0.242	314	10-Jul	12:17:15	0.008
185	10-Jul	10:08:15	0.084	250	10-Jul	11:13:15	0.148	315	10-Jul	12:18:15	0.005
186	10-Jul	10:09:15	0.087	251	10-Jul	11:14:15	0.05	316	10-Jul	12:19:15	0
187	10-Jul	10:10:15	0.091	252	10-Jul	11:15:15	0.311	317	10-Jul	12:20:15	0
188	10-Jul	10:11:15	0.226	253	10-Jul	11:16:15	0.088	318	10-Jul	12:21:15	0
189	10-Jul	10:12:15	0.39	254	10-Jul	11:17:15	0.14	319	10-Jul	12:22:15	0
190	10-Jul	10:13:15	0.115	255	10-Jul	11:18:15	0.473	320	10-Jul	12:23:15	0
191	10-Jul	10:14:15	0.068	256	10-Jul	11:19:15	0.015	321	10-Jul	12:24:15	0
192	10-Jul	10:15:15	0.028	257	10-Jul	11:20:15	0.042	322	10-Jul	12:25:15	0
193	10-Jul	10:16:15	0.127	258	10-Jul	11:21:15	0.157	323	10-Jul	12:26:15	0.001
194	10-Jul	10:17:15	0.47	259	10-Jul	11:22:15	0.164	324	10-Jul	12:27:15	0
195	10-Jul	10:18:15	0.445	260	10-Jul	11:23:15	0.09	325	10-Jul	12:28:15	0
196	10-Jul	10:19:15	0.281	261	10-Jul	11:24:15	0.132	326	10-Jul	12:29:15	0
197	10-Jul	10:20:15	0.107	262	10-Jul	11:25:15	0.041	327	10-Jul	12:30:15	0.014
198	10-Jul	10:21:15	0.271	263	10-Jul	11:26:15	0.056	328	10-Jul	12:31:15	0
199	10-Jul	10:22:15	0.132	264	10-Jul	11:27:15	0.182	329	10-Jul	12:32:15	0.001
200	10-Jul	10:23:15	0.163	265	10-Jul	11:28:15	0.078	330	10-Jul	12:33:15	0
201	10-Jul	10:24:15	0.048	266	10-Jul	11:29:15	0.034	331	10-Jul	12:34:15	0.002
202	10-Jul	10:25:15	0.495	267	10-Jul	11:30:15	0.01	332	10-Jul	12:35:15	0
203	10-Jul	10:26:15	0.237	268	10-Jul	11:31:15	0.118	333	10-Jul	12:36:15	0.005
204	10-Jul	10:27:15	0.265	269	10-Jul	11:32:15	0.026	334	10-Jul	12:37:15	0.001
205	10-Jul	10:28:15	0.142	270	10-Jul	11:33:15	0.332	335	10-Jul	12:38:15	0.008
206	10-Jul	10:29:15	0.113	271	10-Jul	11:34:15	0.268	336	10-Jul	12:39:15	0
207	10-Jul	10:30:15	0.273	272	10-Jul	11:35:15	0.198	337	10-Jul	12:40:15	0
208	10-Jul	10:31:15	0.232	273	10-Jul	11:36:15	0.092	338	10-Jul	12:41:15	0
209	10-Jul	10:32:15	0.307	274	10-Jul	11:37:15	0.085	339	10-Jul	12:42:15	0
210	10-Jul	10:33:15	0.014	275	10-Jul	11:38:15	0.137	340	10-Jul	12:43:15	0
211	10-Jul	10:34:15	0.208	276	10-Jul	11:39:15	0.11	341	10-Jul	12:44:15	0.003
212	10-Jul	10:35:15	0.144	277	10-Jul	11:40:15	0.185	342	10-Jul	12:45:15	0

Point	Date	Time	Average Conc. (mg/m³)
343	10-Jul	12:46:15	0
344	10-Jul	12:47:15	0.001
345	10-Jul	12:48:15	0.003
346	10-Jul	12:49:15	0.004
347	10-Jul	12:50:15	0.001
348	10-Jul	12:51:15	0.009
349	10-Jul	12:52:15	0
350	10-Jul	12:53:15	0
351	10-Jul	12:54:15	0
352	10-Jul	12:55:15	0
353	10-Jul	12:56:15	0
354	10-Jul	12:57:15	0.009
355	10-Jul	12:58:15	0
356	10-Jul	12:59:15	0
357	10-Jul	13:00:15	0
358	10-Jul	13:01:15	0
359	10-Jul	13:02:15	0.009
360	10-Jul	13:03:15	0.011
361	10-Jul	13:04:15	0.026
362	10-Jul	13:05:15	0.002
363	10-Jul	13:06:15	0
364	10-Jul	13:07:15	0.002
365	10-Jul	13:08:15	0
366	10-Jul	13:09:15	0
367	10-Jul	13:10:15	0.006
368	10-Jul	13:11:15	0.032
369	10-Jul	13:12:15	0
370	10-Jul	13:13:15	0.002
371	10-Jul	13:14:15	0.004
372	10-Jul	13:15:15	0.003
373	10-Jul	13:16:15	0.001
374	10-Jul	13:17:15	0
375	10-Jul	13:18:15	0.001
376	10-Jul	13:19:15	0.003
377	10-Jul	13:20:15	0
378	10-Jul	13:21:15	0
379	10-Jul	13:22:15	0
380	10-Jul	13:23:15	0
381	10-Jul	13:24:15	0.001
382	10-Jul	13:25:15	0
383	10-Jul	13:26:15	0
384	10-Jul	13:27:15	0
385	10-Jul	13:28:15	0
386	10-Jul	13:29:15	0
387	10-Jul	13:30:15	0.001
388	10-Jul	13:31:15	0
389	10-Jul	13:32:15	0.001
390	10-Jul	13:33:15	0
391	10-Jul	13:34:15	0
392	10-Jul	13:35:15	0.001
393	10-Jul	13:36:15	0.003
394	10-Jul	13:37:15	0
395	10-Jul	13:38:15	0
396	10-Jul	13:39:15	0
397	10-Jul	13:40:15	0
398	10-Jul	13:41:15	0.001
399	10-Jul	13:42:15	0.004
400	10-Jul	13:43:15	0
401	10-Jul	13:44:15	0.001
402	10-Jul	13:45:15	0
403	10-Jul	13:46:15	0
404	10-Jul	13:47:15	0
405	10-Jul	13:48:15	0
406	10-Jul	13:49:15	0.009
407	10-Jul	13:50:15	0.001
408	10-Jul	13:51:15	0.001
409	10-Jul	13:52:15	0.083
410	10-Jul	13:53:15	0.012
411	10-Jul	13:54:15	0.001
412	10-Jul	13:55:15	0.012
413	10-Jul	13:56:15	0.005
414	10-Jul	13:57:15	0
415	10-Jul	13:58:15	0
416	10-Jul	13:59:15	0.004
417	10-Jul	14:00:15	0.009
418	10-Jul	14:01:15	0.202
419	10-Jul	14:02:15	0.289
420	10-Jul	14:03:15	0.095
421	10-Jul	14:04:15	0.17
422	10-Jul	14:05:15	0.098
423	10-Jul	14:06:15	0.119
424	10-Jul	14:07:15	0.09
425	10-Jul	14:08:15	0.135
426	10-Jul	14:09:15	0.01
427	10-Jul	14:10:15	0.185
428	10-Jul	14:11:15	0.082
429	10-Jul	14:12:15	0.081
430	10-Jul	14:13:15	0.033
431	10-Jul	14:14:15	0.108
432	10-Jul	14:15:15	0.024
433	10-Jul	14:16:15	0.011
434	10-Jul	14:17:15	1.214
435	10-Jul	14:18:15	2.621
436	10-Jul	14:19:15	1.091
437	10-Jul	14:20:15	0.101
438	10-Jul	14:21:15	0.096
439	10-Jul	14:22:15	0.142
440	10-Jul	14:23:15	0.317
441	10-Jul	14:24:15	0.264
442	10-Jul	14:25:15	0.247
443	10-Jul	14:26:15	0.085
444	10-Jul	14:27:15	0.172
445	10-Jul	14:28:15	0.737
446	10-Jul	14:29:15	0.059
447	10-Jul	14:30:15	0.058
448	10-Jul	14:31:15	0.013
449	10-Jul	14:32:15	1.375
450	10-Jul	14:33:15	0.264
451	10-Jul	14:34:15	0.123
452	10-Jul	14:35:15	0.095
453	10-Jul	14:36:15	0.143
454	10-Jul	14:37:15	0.1
455	10-Jul	14:38:15	0.485
456	10-Jul	14:39:15	3.032
457	10-Jul	14:40:15	0.224
458	10-Jul	14:41:15	2.726
459	10-Jul	14:42:15	0.795
460	10-Jul	14:43:15	0.064
461	10-Jul	14:44:15	0.118
462	10-Jul	14:45:15	0.109
463	10-Jul	14:46:15	0.07
464	10-Jul	14:47:15	0.013
465	10-Jul	14:48:15	0.087
466	10-Jul	14:49:15	0.281
467	10-Jul	14:50:15	0.877
468	10-Jul	14:51:15	1.606
469	10-Jul	14:52:15	1.187
470	10-Jul	14:53:15	0.678
471	10-Jul	14:54:15	0.351
472	10-Jul	14:55:15	0.267
473	10-Jul	14:56:15	0.161
474	10-Jul	14:57:15	0.091
475	10-Jul	14:58:15	0.065
476	10-Jul	14:59:15	0.048
477	10-Jul	15:00:15	0.036
478	10-Jul	15:01:15	0.032
479	10-Jul	15:02:15	0.025
480	10-Jul	15:03:15	0.021
481	10-Jul	15:04:15	0.021
482	10-Jul	15:05:15	0.017
483	10-Jul	15:06:15	0.01
484	10-Jul	15:07:15	0.011
485	10-Jul	15:08:15	0.004
486	10-Jul	15:09:15	0.003
487	10-Jul	15:10:15	0.006
488	10-Jul	15:11:15	0.001
489	10-Jul	15:12:15	0.002
490	10-Jul	15:13:15	0.001
491	10-Jul	15:14:15	0
492	10-Jul	15:15:15	0
493	10-Jul	15:16:15	0
494	10-Jul	15:17:15	0
495	10-Jul	15:18:15	0.002
496	10-Jul	15:19:15	0.001
497	10-Jul	15:20:15	0
498	10-Jul	15:21:15	0.009
499	10-Jul	15:22:15	0.015
500	10-Jul	15:23:15	0.009
501	10-Jul	15:24:15	0.002
502	10-Jul	15:25:15	0.005
503	10-Jul	15:26:15	0.001
504	10-Jul	15:27:15	0.004
505	10-Jul	15:28:15	0.006
506	10-Jul	15:29:15	0.003
507	10-Jul	15:30:15	0

13 July, 2009

pDR-1000 S/N: 04476
User ID: EB-1
Tag Number: 01
Number of logged points: 616
Start time and date: 07:09:50 13-Jul
Elapsed time: 10:16:00
Logging period (sec): 60
Calibration Factor (%): 100
Max Display Concentration: 46.053 mg/m³
Time at maximum: 17:17:31 Jul 13
Max STEL Concentration: 0.600 mg/m³
Time at max STEL: 17:18:22 Jul 13
Overall Avg Conc: 0.070 mg/m³

Point	Date	Time	Average Conc. (mg/m³)	Point	Date	Time	Average Conc. (mg/m³)	Point	Date	Time	Average Conc. (mg/m³)
1	13-Jul	07:10:50	0.095	50	13-Jul	07:59:50	0.13	99	13-Jul	08:48:50	0.05
2	13-Jul	07:11:50	0.049	51	13-Jul	08:00:50	0.059	100	13-Jul	08:49:50	0.046
3	13-Jul	07:12:50	0.106	52	13-Jul	08:01:50	0.19	101	13-Jul	08:50:50	0.025
4	13-Jul	07:13:50	0.059	53	13-Jul	08:02:50	0.067	102	13-Jul	08:51:50	0.026
5	13-Jul	07:14:50	0.039	54	13-Jul	08:03:50	0.044	103	13-Jul	08:52:50	0.028
6	13-Jul	07:15:50	0.043	55	13-Jul	08:04:50	0.05	104	13-Jul	08:53:50	0.034
7	13-Jul	07:16:50	0.071	56	13-Jul	08:05:50	0.036	105	13-Jul	08:54:50	0.035
8	13-Jul	07:17:50	0.171	57	13-Jul	08:06:50	0.036	106	13-Jul	08:55:50	0.041
9	13-Jul	07:18:50	0.267	58	13-Jul	08:07:50	0.03	107	13-Jul	08:56:50	0.033
10	13-Jul	07:19:50	0.11	59	13-Jul	08:08:50	0.03	108	13-Jul	08:57:50	0.028
11	13-Jul	07:20:50	0.145	60	13-Jul	08:09:50	0.067	109	13-Jul	08:58:50	0.056
12	13-Jul	07:21:50	0.126	61	13-Jul	08:10:50	0.044	110	13-Jul	08:59:50	0.021
13	13-Jul	07:22:50	0.156	62	13-Jul	08:11:50	0.029	111	13-Jul	09:00:50	0.029
14	13-Jul	07:23:50	0.11	63	13-Jul	08:12:50	0.187	112	13-Jul	09:01:50	0.026
15	13-Jul	07:24:50	0.175	64	13-Jul	08:13:50	0.032	113	13-Jul	09:02:50	0.022
16	13-Jul	07:25:50	0.259	65	13-Jul	08:14:50	0.029	114	13-Jul	09:03:50	0.023
17	13-Jul	07:26:50	0.16	66	13-Jul	08:15:50	0.03	115	13-Jul	09:04:50	0.151
18	13-Jul	07:27:50	0.062	67	13-Jul	08:16:50	0.046	116	13-Jul	09:05:50	0.031
19	13-Jul	07:28:50	0.085	68	13-Jul	08:17:50	0.031	117	13-Jul	09:06:50	0.03
20	13-Jul	07:29:50	0.137	69	13-Jul	08:18:50	0.033	118	13-Jul	09:07:50	0.047
21	13-Jul	07:30:50	0.08	70	13-Jul	08:19:50	0.044	119	13-Jul	09:08:50	0.047
22	13-Jul	07:31:50	0.038	71	13-Jul	08:20:50	0.053	120	13-Jul	09:09:50	0.109
23	13-Jul	07:32:50	0.104	72	13-Jul	08:21:50	0.066	121	13-Jul	09:10:50	0.022
24	13-Jul	07:33:50	0.113	73	13-Jul	08:22:50	0.057	122	13-Jul	09:11:50	0.032
25	13-Jul	07:34:50	0.055	74	13-Jul	08:23:50	0.032	123	13-Jul	09:12:50	0.053
26	13-Jul	07:35:50	0.107	75	13-Jul	08:24:50	0.03	124	13-Jul	09:13:50	0.036
27	13-Jul	07:36:50	0.046	76	13-Jul	08:25:50	0.026	125	13-Jul	09:14:50	0.038
28	13-Jul	07:37:50	0.162	77	13-Jul	08:26:50	0.084	126	13-Jul	09:15:50	0.09
29	13-Jul	07:38:50	0.235	78	13-Jul	08:27:50	0.038	127	13-Jul	09:16:50	0.029
30	13-Jul	07:39:50	0.179	79	13-Jul	08:28:50	0.035	128	13-Jul	09:17:50	0.046
31	13-Jul	07:40:50	0.177	80	13-Jul	08:29:50	0.037	129	13-Jul	09:18:50	0.397
32	13-Jul	07:41:50	0.171	81	13-Jul	08:30:50	0.05	130	13-Jul	09:19:50	0.088
33	13-Jul	07:42:50	0.19	82	13-Jul	08:31:50	0.036	131	13-Jul	09:20:50	0.144
34	13-Jul	07:43:50	0.167	83	13-Jul	08:32:50	0.042	132	13-Jul	09:21:50	0.036
35	13-Jul	07:44:50	0.128	84	13-Jul	08:33:50	0.033	133	13-Jul	09:22:50	0.195
36	13-Jul	07:45:50	0.078	85	13-Jul	08:34:50	0.049	134	13-Jul	09:23:50	0.134
37	13-Jul	07:46:50	0.094	86	13-Jul	08:35:50	0.037	135	13-Jul	09:24:50	0.021
38	13-Jul	07:47:50	0.151	87	13-Jul	08:36:50	0.047	136	13-Jul	09:25:50	0.039
39	13-Jul	07:48:50	0.19	88	13-Jul	08:37:50	0.037	137	13-Jul	09:26:50	0.249
40	13-Jul	07:49:50	0.19	89	13-Jul	08:38:50	0.051	138	13-Jul	09:27:50	0.038
41	13-Jul	07:50:50	0.236	90	13-Jul	08:39:50	0.036	139	13-Jul	09:28:50	0.045
42	13-Jul	07:51:50	0.167	91	13-Jul	08:40:50	0.029	140	13-Jul	09:29:50	0.07
43	13-Jul	07:52:50	0.116	92	13-Jul	08:41:50	0.028	141	13-Jul	09:30:50	0.073
44	13-Jul	07:53:50	0.185	93	13-Jul	08:42:50	0.039	142	13-Jul	09:31:50	0.054
45	13-Jul	07:54:50	0.046	94	13-Jul	08:43:50	0.028	143	13-Jul	09:32:50	0.026
46	13-Jul	07:55:50	0.026	95	13-Jul	08:44:50	0.029	144	13-Jul	09:33:50	0.042
47	13-Jul	07:56:50	0.067	96	13-Jul	08:45:50	0.029	145	13-Jul	09:34:50	0.018
48	13-Jul	07:57:50	0.149	97	13-Jul	08:46:50	0.032	146	13-Jul	09:35:50	0.024
49	13-Jul	07:58:50	0.47	98	13-Jul	08:47:50	0.033	147	13-Jul	09:36:50	0.102

Point	Date	Time	Average Conc. (mg/m³)	Point	Date	Time	Average Conc. (mg/m³)	Point	Date	Time	Average Conc. (mg/m³)
148	13-Jul	09:37:50	0.033	213	13-Jul	10:42:50	0.219	278	13-Jul	11:47:50	0.008
149	13-Jul	09:38:50	0.02	214	13-Jul	10:43:50	0.292	279	13-Jul	11:48:50	0.005
150	13-Jul	09:39:50	0.019	215	13-Jul	10:44:50	0.048	280	13-Jul	11:49:50	0.006
151	13-Jul	09:40:50	0.019	216	13-Jul	10:45:50	0.016	281	13-Jul	11:50:50	0.005
152	13-Jul	09:41:50	0.02	217	13-Jul	10:46:50	0.013	282	13-Jul	11:51:50	0.006
153	13-Jul	09:42:50	0.018	218	13-Jul	10:47:50	0.301	283	13-Jul	11:52:50	0.009
154	13-Jul	09:43:50	0.019	219	13-Jul	10:48:50	0.064	284	13-Jul	11:53:50	0.006
155	13-Jul	09:44:50	0.017	220	13-Jul	10:49:50	0.024	285	13-Jul	11:54:50	0.007
156	13-Jul	09:45:50	0.017	221	13-Jul	10:50:50	0.021	286	13-Jul	11:55:50	0.006
157	13-Jul	09:46:50	0.06	222	13-Jul	10:51:50	0.022	287	13-Jul	11:56:50	0.006
158	13-Jul	09:47:50	0.029	223	13-Jul	10:52:50	0.023	288	13-Jul	11:57:50	0.009
159	13-Jul	09:48:50	0.078	224	13-Jul	10:53:50	0.079	289	13-Jul	11:58:50	0.008
160	13-Jul	09:49:50	0.061	225	13-Jul	10:54:50	0.033	290	13-Jul	11:59:50	0.008
161	13-Jul	09:50:50	0.064	226	13-Jul	10:55:50	0.021	291	13-Jul	12:00:50	0.008
162	13-Jul	09:51:50	0.132	227	13-Jul	10:56:50	0.018	292	13-Jul	12:01:50	0.008
163	13-Jul	09:52:50	0.06	228	13-Jul	10:57:50	0.022	293	13-Jul	12:02:50	0.009
164	13-Jul	09:53:50	0.068	229	13-Jul	10:58:50	0.084	294	13-Jul	12:03:50	0.011
165	13-Jul	09:54:50	0.067	230	13-Jul	10:59:50	0.037	295	13-Jul	12:04:50	0.008
166	13-Jul	09:55:50	0.09	231	13-Jul	11:00:50	0.026	296	13-Jul	12:05:50	0.013
167	13-Jul	09:56:50	0.071	232	13-Jul	11:01:50	0.013	297	13-Jul	12:06:50	0.012
168	13-Jul	09:57:50	0.134	233	13-Jul	11:02:50	0.028	298	13-Jul	12:07:50	0.033
169	13-Jul	09:58:50	0.083	234	13-Jul	11:03:50	0.037	299	13-Jul	12:08:50	0.03
170	13-Jul	09:59:50	0.028	235	13-Jul	11:04:50	0.011	300	13-Jul	12:09:50	0.009
171	13-Jul	10:00:50	0.014	236	13-Jul	11:05:50	0.02	301	13-Jul	12:10:50	0.014
172	13-Jul	10:01:50	0.014	237	13-Jul	11:06:50	0.029	302	13-Jul	12:11:50	0.218
173	13-Jul	10:02:50	0.022	238	13-Jul	11:07:50	0.01	303	13-Jul	12:12:50	0.575
174	13-Jul	10:03:50	0.068	239	13-Jul	11:08:50	0.017	304	13-Jul	12:13:50	0.097
175	13-Jul	10:04:50	0.027	240	13-Jul	11:09:50	0.011	305	13-Jul	12:14:50	0.015
176	13-Jul	10:05:50	0.014	241	13-Jul	11:10:50	0.01	306	13-Jul	12:15:50	0.007
177	13-Jul	10:06:50	0.015	242	13-Jul	11:11:50	0.026	307	13-Jul	12:16:50	0.01
178	13-Jul	10:07:50	0.014	243	13-Jul	11:12:50	0.01	308	13-Jul	12:17:50	0.01
179	13-Jul	10:08:50	0.015	244	13-Jul	11:13:50	0.16	309	13-Jul	12:18:50	0.008
180	13-Jul	10:09:50	0.016	245	13-Jul	11:14:50	0.216	310	13-Jul	12:19:50	0.038
181	13-Jul	10:10:50	0.026	246	13-Jul	11:15:50	0.078	311	13-Jul	12:20:50	0.185
182	13-Jul	10:11:50	0.035	247	13-Jul	11:16:50	0.041	312	13-Jul	12:21:50	0.057
183	13-Jul	10:12:50	0.016	248	13-Jul	11:17:50	0.012	313	13-Jul	12:22:50	0.057
184	13-Jul	10:13:50	0.016	249	13-Jul	11:18:50	0.011	314	13-Jul	12:23:50	0.046
185	13-Jul	10:14:50	0.013	250	13-Jul	11:19:50	0.072	315	13-Jul	12:24:50	0.125
186	13-Jul	10:15:50	0.021	251	13-Jul	11:20:50	0.017	316	13-Jul	12:25:50	0.089
187	13-Jul	10:16:50	0.013	252	13-Jul	11:21:50	0.127	317	13-Jul	12:26:50	0.052
188	13-Jul	10:17:50	0.016	253	13-Jul	11:22:50	0.046	318	13-Jul	12:27:50	0.112
189	13-Jul	10:18:50	0.014	254	13-Jul	11:23:50	0.034	319	13-Jul	12:28:50	0.181
190	13-Jul	10:19:50	0.017	255	13-Jul	11:24:50	0.245	320	13-Jul	12:29:50	0.079
191	13-Jul	10:20:50	0.015	256	13-Jul	11:25:50	0.031	321	13-Jul	12:30:50	0.038
192	13-Jul	10:21:50	0.013	257	13-Jul	11:26:50	0.011	322	13-Jul	12:31:50	0.233
193	13-Jul	10:22:50	0.221	258	13-Jul	11:27:50	0.009	323	13-Jul	12:32:50	0.64
194	13-Jul	10:23:50	0.028	259	13-Jul	11:28:50	0.013	324	13-Jul	12:33:50	0.116
195	13-Jul	10:24:50	0.059	260	13-Jul	11:29:50	0.015	325	13-Jul	12:34:50	0.126
196	13-Jul	10:25:50	0.051	261	13-Jul	11:30:50	0.012	326	13-Jul	12:35:50	0.099
197	13-Jul	10:26:50	0.032	262	13-Jul	11:31:50	0.017	327	13-Jul	12:36:50	0.171
198	13-Jul	10:27:50	0.035	263	13-Jul	11:32:50	0.031	328	13-Jul	12:37:50	0.106
199	13-Jul	10:28:50	0.024	264	13-Jul	11:33:50	0.05	329	13-Jul	12:38:50	0.009
200	13-Jul	10:29:50	0.026	265	13-Jul	11:34:50	0.019	330	13-Jul	12:39:50	0.007
201	13-Jul	10:30:50	0.038	266	13-Jul	11:35:50	0.017	331	13-Jul	12:40:50	0.005
202	13-Jul	10:31:50	0.038	267	13-Jul	11:36:50	0.013	332	13-Jul	12:41:50	0.005
203	13-Jul	10:32:50	0.08	268	13-Jul	11:37:50	0.011	333	13-Jul	12:42:50	0.008
204	13-Jul	10:33:50	0.03	269	13-Jul	11:38:50	0.01	334	13-Jul	12:43:50	0.004
205	13-Jul	10:34:50	0.056	270	13-Jul	11:39:50	0.012	335	13-Jul	12:44:50	0.005
206	13-Jul	10:35:50	0.029	271	13-Jul	11:40:50	0.01	336	13-Jul	12:45:50	0.004
207	13-Jul	10:36:50	0.017	272	13-Jul	11:41:50	0.014	337	13-Jul	12:46:50	0.004
208	13-Jul	10:37:50	0.032	273	13-Jul	11:42:50	0.008	338	13-Jul	12:47:50	0.006
209	13-Jul	10:38:50	0.031	274	13-Jul	11:43:50	0.008	339	13-Jul	12:48:50	0.005
210	13-Jul	10:39:50	0.034	275	13-Jul	11:44:50	0.007	340	13-Jul	12:49:50	0.005
211	13-Jul	10:40:50	0.033	276	13-Jul	11:45:50	0.008	341	13-Jul	12:50:50	0.006
212	13-Jul	10:41:50	0.047	277	13-Jul	11:46:50	0.007	342	13-Jul	12:51:50	0.006

Point	Date	Time	Average Conc. (mg/m³)	Point	Date	Time	Average Conc. (mg/m³)	Point	Date	Time	Average Conc. (mg/m³)
343	13-Jul	12:52:50	0.009	408	13-Jul	13:57:50	0.028	473	13-Jul	15:02:50	0.068
344	13-Jul	12:53:50	0.008	409	13-Jul	13:58:50	0.02	474	13-Jul	15:03:50	0.029
345	13-Jul	12:54:50	0.008	410	13-Jul	13:59:50	0.061	475	13-Jul	15:04:50	0.051
346	13-Jul	12:55:50	0.007	411	13-Jul	14:00:50	0.039	476	13-Jul	15:05:50	0.067
347	13-Jul	12:56:50	0.057	412	13-Jul	14:01:50	0.031	477	13-Jul	15:06:50	0.015
348	13-Jul	12:57:50	0.175	413	13-Jul	14:02:50	0.16	478	13-Jul	15:07:50	0.008
349	13-Jul	12:58:50	0.022	414	13-Jul	14:03:50	0.107	479	13-Jul	15:08:50	0.008
350	13-Jul	12:59:50	0.035	415	13-Jul	14:04:50	0.033	480	13-Jul	15:09:50	0.008
351	13-Jul	13:00:50	0.008	416	13-Jul	14:05:50	0.051	481	13-Jul	15:10:50	0.007
352	13-Jul	13:01:50	0.01	417	13-Jul	14:06:50	0.07	482	13-Jul	15:11:50	0.01
353	13-Jul	13:02:50	0.29	418	13-Jul	14:07:50	0.041	483	13-Jul	15:12:50	0.012
354	13-Jul	13:03:50	0.017	419	13-Jul	14:08:50	0.039	484	13-Jul	15:13:50	0.006
355	13-Jul	13:04:50	0.019	420	13-Jul	14:09:50	0.098	485	13-Jul	15:14:50	0.005
356	13-Jul	13:05:50	0.382	421	13-Jul	14:10:50	0.016	486	13-Jul	15:15:50	0.136
357	13-Jul	13:06:50	0.05	422	13-Jul	14:11:50	0.021	487	13-Jul	15:16:50	0.015
358	13-Jul	13:07:50	0.013	423	13-Jul	14:12:50	0.016	488	13-Jul	15:17:50	0.018
359	13-Jul	13:08:50	0.018	424	13-Jul	14:13:50	0.032	489	13-Jul	15:18:50	0.014
360	13-Jul	13:09:50	0.032	425	13-Jul	14:14:50	0.022	490	13-Jul	15:19:50	0.025
361	13-Jul	13:10:50	0.015	426	13-Jul	14:15:50	0.02	491	13-Jul	15:20:50	0.03
362	13-Jul	13:11:50	0.017	427	13-Jul	14:16:50	0.017	492	13-Jul	15:21:50	0.037
363	13-Jul	13:12:50	0.031	428	13-Jul	14:17:50	0.025	493	13-Jul	15:22:50	0.034
364	13-Jul	13:13:50	0.025	429	13-Jul	14:18:50	0.026	494	13-Jul	15:23:50	0.016
365	13-Jul	13:14:50	0.031	430	13-Jul	14:19:50	0.262	495	13-Jul	15:24:50	0.025
366	13-Jul	13:15:50	0.028	431	13-Jul	14:20:50	0.142	496	13-Jul	15:25:50	0.023
367	13-Jul	13:16:50	0.022	432	13-Jul	14:21:50	0.231	497	13-Jul	15:26:50	0.026
368	13-Jul	13:17:50	0.023	433	13-Jul	14:22:50	0.108	498	13-Jul	15:27:50	0.02
369	13-Jul	13:18:50	0.033	434	13-Jul	14:23:50	0.047	499	13-Jul	15:28:50	0.029
370	13-Jul	13:19:50	0.022	435	13-Jul	14:24:50	0.034	500	13-Jul	15:29:50	0.027
371	13-Jul	13:20:50	0.013	436	13-Jul	14:25:50	0.039	501	13-Jul	15:30:50	0.017
372	13-Jul	13:21:50	0.007	437	13-Jul	14:26:50	0.04	502	13-Jul	15:31:50	0.019
373	13-Jul	13:22:50	0.008	438	13-Jul	14:27:50	0.01	503	13-Jul	15:32:50	0.02
374	13-Jul	13:23:50	0.01	439	13-Jul	14:28:50	0.139	504	13-Jul	15:33:50	0.009
375	13-Jul	13:24:50	0.019	440	13-Jul	14:29:50	0.029	505	13-Jul	15:34:50	0.017
376	13-Jul	13:25:50	0.011	441	13-Jul	14:30:50	0.06	506	13-Jul	15:35:50	0.019
377	13-Jul	13:26:50	0.013	442	13-Jul	14:31:50	0.028	507	13-Jul	15:36:50	0.017
378	13-Jul	13:27:50	0.015	443	13-Jul	14:32:50	0.031	508	13-Jul	15:37:50	0.017
379	13-Jul	13:28:50	0.007	444	13-Jul	14:33:50	0.053	509	13-Jul	15:38:50	0.036
380	13-Jul	13:29:50	0.014	445	13-Jul	14:34:50	0.055	510	13-Jul	15:39:50	0.028
381	13-Jul	13:30:50	0.012	446	13-Jul	14:35:50	0.027	511	13-Jul	15:40:50	0.02
382	13-Jul	13:31:50	0.018	447	13-Jul	14:36:50	0.024	512	13-Jul	15:41:50	0.017
383	13-Jul	13:32:50	0.015	448	13-Jul	14:37:50	0.013	513	13-Jul	15:42:50	0.148
384	13-Jul	13:33:50	0.01	449	13-Jul	14:38:50	0.013	514	13-Jul	15:43:50	0.046
385	13-Jul	13:34:50	0.008	450	13-Jul	14:39:50	0.026	515	13-Jul	15:44:50	0.039
386	13-Jul	13:35:50	0.011	451	13-Jul	14:40:50	0.017	516	13-Jul	15:45:50	0.041
387	13-Jul	13:36:50	0.011	452	13-Jul	14:41:50	0.218	517	13-Jul	15:46:50	0.081
388	13-Jul	13:37:50	0.271	453	13-Jul	14:42:50	0.031	518	13-Jul	15:47:50	0.06
389	13-Jul	13:38:50	0.047	454	13-Jul	14:43:50	0.021	519	13-Jul	15:48:50	0.05
390	13-Jul	13:39:50	0.022	455	13-Jul	14:44:50	0.012	520	13-Jul	15:49:50	0.038
391	13-Jul	13:40:50	0.023	456	13-Jul	14:45:50	0.009	521	13-Jul	15:50:50	0.059
392	13-Jul	13:41:50	0.02	457	13-Jul	14:46:50	0.017	522	13-Jul	15:51:50	0.09
393	13-Jul	13:42:50	0.023	458	13-Jul	14:47:50	0.026	523	13-Jul	15:52:50	0.04
394	13-Jul	13:43:50	0.022	459	13-Jul	14:48:50	0.035	524	13-Jul	15:53:50	0.032
395	13-Jul	13:44:50	0.038	460	13-Jul	14:49:50	0.027	525	13-Jul	15:54:50	0.035
396	13-Jul	13:45:50	0.039	461	13-Jul	14:50:50	0.06	526	13-Jul	15:55:50	0.033
397	13-Jul	13:46:50	0.029	462	13-Jul	14:51:50	0.077	527	13-Jul	15:56:50	0.032
398	13-Jul	13:47:50	0.036	463	13-Jul	14:52:50	0.084	528	13-Jul	15:57:50	0.044
399	13-Jul	13:48:50	0.225	464	13-Jul	14:53:50	0.054	529	13-Jul	15:58:50	0.022
400	13-Jul	13:49:50	0.128	465	13-Jul	14:54:50	0.079	530	13-Jul	15:59:50	0.021
401	13-Jul	13:50:50	0.123	466	13-Jul	14:55:50	0.257	531	13-Jul	16:00:50	0.057
402	13-Jul	13:51:50	0.089	467	13-Jul	14:56:50	0.064	532	13-Jul	16:01:50	0.029
403	13-Jul	13:52:50	0.064	468	13-Jul	14:57:50	0.095	533	13-Jul	16:02:50	0.032
404	13-Jul	13:53:50	0.139	469	13-Jul	14:58:50	0.098	534	13-Jul	16:03:50	0.026
405	13-Jul	13:54:50	0.045	470	13-Jul	14:59:50	0.079	535	13-Jul	16:04:50	0.024
406	13-Jul	13:55:50	0.041	471	13-Jul	15:00:50	0.117	536	13-Jul	16:05:50	0.043
407	13-Jul	13:56:50	0.027	472	13-Jul	15:01:50	0.069	537	13-Jul	16:06:50	0.182

Point	Date	Time	Average Conc. (mg/m³)
538	13-Jul	16:07:50	0.041
539	13-Jul	16:08:50	0.061
540	13-Jul	16:09:50	0.039
541	13-Jul	16:10:50	0.032
542	13-Jul	16:11:50	0.035
543	13-Jul	16:12:50	0.03
544	13-Jul	16:13:50	0.613
545	13-Jul	16:14:50	0.099
546	13-Jul	16:15:50	0.062
547	13-Jul	16:16:50	0.064
548	13-Jul	16:17:50	0.037
549	13-Jul	16:18:50	0.037
550	13-Jul	16:19:50	0.072
551	13-Jul	16:20:50	0.023
552	13-Jul	16:21:50	0.167
553	13-Jul	16:22:50	0.068
554	13-Jul	16:23:50	0.184
555	13-Jul	16:24:50	0.462
556	13-Jul	16:25:50	0.152
557	13-Jul	16:26:50	0.057
558	13-Jul	16:27:50	0.081
559	13-Jul	16:28:50	0.052
560	13-Jul	16:29:50	0.077
561	13-Jul	16:30:50	0.027
562	13-Jul	16:31:50	0.012
563	13-Jul	16:32:50	0.022
564	13-Jul	16:33:50	0.023
565	13-Jul	16:34:50	0.012
566	13-Jul	16:35:50	0.016
567	13-Jul	16:36:50	0.017
568	13-Jul	16:37:50	0.018
569	13-Jul	16:38:50	0.011
570	13-Jul	16:39:50	0.012
571	13-Jul	16:40:50	0.018
572	13-Jul	16:41:50	0.032
573	13-Jul	16:42:50	0.023
574	13-Jul	16:43:50	0.011
575	13-Jul	16:44:50	0.005
576	13-Jul	16:45:50	0.02
577	13-Jul	16:46:50	0.026
578	13-Jul	16:47:50	0.005
579	13-Jul	16:48:50	0.004
580	13-Jul	16:49:50	0.005
581	13-Jul	16:50:50	0.005
582	13-Jul	16:51:50	0.005
583	13-Jul	16:52:50	0.005
584	13-Jul	16:53:50	0.014
585	13-Jul	16:54:50	0.006
586	13-Jul	16:55:50	0.02
587	13-Jul	16:56:50	0.028
588	13-Jul	16:57:50	0.004
589	13-Jul	16:58:50	0.004
590	13-Jul	16:59:50	0.011
591	13-Jul	17:00:50	0.376
592	13-Jul	17:01:50	0.031
593	13-Jul	17:02:50	0.018
594	13-Jul	17:03:50	0.079
595	13-Jul	17:04:50	0.056
596	13-Jul	17:05:50	0.071
597	13-Jul	17:06:50	0.053
598	13-Jul	17:07:50	0.043
599	13-Jul	17:08:50	0.066
600	13-Jul	17:09:50	0.027
601	13-Jul	17:10:50	0.052
602	13-Jul	17:11:50	0.011
603	13-Jul	17:12:50	0.004
604	13-Jul	17:13:50	0.016
605	13-Jul	17:14:50	0.011
606	13-Jul	17:15:50	0.017
607	13-Jul	17:16:50	0.546
608	13-Jul	17:17:50	7.82
609	13-Jul	17:18:50	0.19
610	13-Jul	17:19:50	0.027
611	13-Jul	17:20:50	0.03
612	13-Jul	17:21:50	0.016
613	13-Jul	17:22:50	0.021
614	13-Jul	17:23:50	0.027
615	13-Jul	17:24:50	0.045
616	13-Jul	17:25:50	0.145

14 July, 2009

pDR-1000 S/N: 05156
User ID: EB-2
Tag Number: 01
Number of logged points: 662
Start time and date: 06:58:18 14-Jul
Elapsed time: 11:02:00
Logging period (sec): 60
Calibration Factor (%): 100
Max Display Concentration: 3.496 mg/m³
Time at maximum: 12:45:41 Jul 14
Max STEL Concentration: 0.319 mg/m³
Time at max STEL: 10:03:49 Jul 14
Overall Avg Conc: 0.089 mg/m³

Point	Date	Time	Average Conc. (mg/m³)	Point	Date	Time	Average Conc. (mg/m³)	Point	Date	Time	Average Conc. (mg/m³)
1	14-Jul	06:59:18	0.113	50	14-Jul	07:48:18	0.049	99	14-Jul	08:37:18	0.013
2	14-Jul	07:00:18	0.085	51	14-Jul	07:49:18	0.037	100	14-Jul	08:38:18	0.013
3	14-Jul	07:01:18	0.067	52	14-Jul	07:50:18	0.232	101	14-Jul	08:39:18	0.013
4	14-Jul	07:02:18	0.04	53	14-Jul	07:51:18	0.033	102	14-Jul	08:40:18	0.011
5	14-Jul	07:03:18	0.039	54	14-Jul	07:52:18	0.053	103	14-Jul	08:41:18	0.011
6	14-Jul	07:04:18	0.299	55	14-Jul	07:53:18	0.117	104	14-Jul	08:42:18	0.091
7	14-Jul	07:05:18	0.021	56	14-Jul	07:54:18	0.04	105	14-Jul	08:43:18	0.049
8	14-Jul	07:06:18	0.117	57	14-Jul	07:55:18	0.024	106	14-Jul	08:44:18	0.017
9	14-Jul	07:07:18	0.026	58	14-Jul	07:56:18	0.036	107	14-Jul	08:45:18	0.027
10	14-Jul	07:08:18	0.041	59	14-Jul	07:57:18	0.035	108	14-Jul	08:46:18	0.032
11	14-Jul	07:09:18	0.059	60	14-Jul	07:58:18	0.085	109	14-Jul	08:47:18	0.069
12	14-Jul	07:10:18	0.132	61	14-Jul	07:59:18	0.038	110	14-Jul	08:48:18	0.035
13	14-Jul	07:11:18	0.061	62	14-Jul	08:00:18	0.135	111	14-Jul	08:49:18	0.487
14	14-Jul	07:12:18	0.036	63	14-Jul	08:01:18	0.02	112	14-Jul	08:50:18	0.087
15	14-Jul	07:13:18	0.189	64	14-Jul	08:02:18	0.073	113	14-Jul	08:51:18	0.021
16	14-Jul	07:14:18	0.118	65	14-Jul	08:03:18	0.084	114	14-Jul	08:52:18	0.015
17	14-Jul	07:15:18	0.054	66	14-Jul	08:04:18	0.06	115	14-Jul	08:53:18	0.018
18	14-Jul	07:16:18	0.031	67	14-Jul	08:05:18	0.135	116	14-Jul	08:54:18	0.02
19	14-Jul	07:17:18	0.118	68	14-Jul	08:06:18	0.039	117	14-Jul	08:55:18	0.022
20	14-Jul	07:18:18	0.021	69	14-Jul	08:07:18	0.04	118	14-Jul	08:56:18	0.021
21	14-Jul	07:19:18	0.021	70	14-Jul	08:08:18	0.037	119	14-Jul	08:57:18	0.014
22	14-Jul	07:20:18	0.022	71	14-Jul	08:09:18	0.081	120	14-Jul	08:58:18	0.016
23	14-Jul	07:21:18	0.05	72	14-Jul	08:10:18	0.072	121	14-Jul	08:59:18	0.016
24	14-Jul	07:22:18	0.063	73	14-Jul	08:11:18	0.131	122	14-Jul	09:00:18	0.024
25	14-Jul	07:23:18	0.157	74	14-Jul	08:12:18	0.034	123	14-Jul	09:01:18	0.029
26	14-Jul	07:24:18	0.057	75	14-Jul	08:13:18	0.038	124	14-Jul	09:02:18	0.018
27	14-Jul	07:25:18	0.033	76	14-Jul	08:14:18	0.325	125	14-Jul	09:03:18	0.096
28	14-Jul	07:26:18	0.073	77	14-Jul	08:15:18	0.018	126	14-Jul	09:04:18	0.114
29	14-Jul	07:27:18	0.036	78	14-Jul	08:16:18	0.014	127	14-Jul	09:05:18	0.038
30	14-Jul	07:28:18	0.03	79	14-Jul	08:17:18	0.037	128	14-Jul	09:06:18	0.014
31	14-Jul	07:29:18	0.071	80	14-Jul	08:18:18	0.258	129	14-Jul	09:07:18	0.013
32	14-Jul	07:30:18	0.051	81	14-Jul	08:19:18	0.066	130	14-Jul	09:08:18	0.161
33	14-Jul	07:31:18	0.079	82	14-Jul	08:20:18	0.15	131	14-Jul	09:09:18	0.03
34	14-Jul	07:32:18	0.043	83	14-Jul	08:21:18	0.382	132	14-Jul	09:10:18	0.151
35	14-Jul	07:33:18	0.034	84	14-Jul	08:22:18	0.086	133	14-Jul	09:11:18	0.283
36	14-Jul	07:34:18	0.06	85	14-Jul	08:23:18	0.07	134	14-Jul	09:12:18	0.163
37	14-Jul	07:35:18	0.045	86	14-Jul	08:24:18	0.017	135	14-Jul	09:13:18	0.044
38	14-Jul	07:36:18	0.233	87	14-Jul	08:25:18	0.474	136	14-Jul	09:14:18	0.038
39	14-Jul	07:37:18	0.458	88	14-Jul	08:26:18	0.02	137	14-Jul	09:15:18	0.048
40	14-Jul	07:38:18	0.036	89	14-Jul	08:27:18	0.015	138	14-Jul	09:16:18	0.066
41	14-Jul	07:39:18	0.398	90	14-Jul	08:28:18	0.013	139	14-Jul	09:17:18	0.121
42	14-Jul	07:40:18	0.176	91	14-Jul	08:29:18	0.019	140	14-Jul	09:18:18	0.368
43	14-Jul	07:41:18	0.076	92	14-Jul	08:30:18	0.013	141	14-Jul	09:19:18	0.043
44	14-Jul	07:42:18	0.109	93	14-Jul	08:31:18	0.011	142	14-Jul	09:20:18	0.025
45	14-Jul	07:43:18	0.143	94	14-Jul	08:32:18	0.014	143	14-Jul	09:21:18	0.018
46	14-Jul	07:44:18	0.212	95	14-Jul	08:33:18	0.012	144	14-Jul	09:22:18	0.033
47	14-Jul	07:45:18	0.358	96	14-Jul	08:34:18	0.013	145	14-Jul	09:23:18	0.06
48	14-Jul	07:46:18	0.105	97	14-Jul	08:35:18	0.014	146	14-Jul	09:24:18	0.154
49	14-Jul	07:47:18	0.029	98	14-Jul	08:36:18	0.019	147	14-Jul	09:25:18	0.028

Point	Date	Time	Average Conc. (mg/m³)	Point	Date	Time	Average Conc. (mg/m³)	Point	Date	Time	Average Conc. (mg/m³)
148	14-Jul	09:26:18	0.024	213	14-Jul	10:31:18	0.018	278	14-Jul	11:36:18	0.065
149	14-Jul	09:27:18	0.044	214	14-Jul	10:32:18	0.02	279	14-Jul	11:37:18	0.03
150	14-Jul	09:28:18	0.27	215	14-Jul	10:33:18	0.02	280	14-Jul	11:38:18	0.081
151	14-Jul	09:29:18	0.295	216	14-Jul	10:34:18	0.02	281	14-Jul	11:39:18	0.017
152	14-Jul	09:30:18	0.505	217	14-Jul	10:35:18	0.024	282	14-Jul	11:40:18	0.018
153	14-Jul	09:31:18	0.203	218	14-Jul	10:36:18	0.027	283	14-Jul	11:41:18	0.033
154	14-Jul	09:32:18	0.481	219	14-Jul	10:37:18	0.022	284	14-Jul	11:42:18	0.017
155	14-Jul	09:33:18	0.195	220	14-Jul	10:38:18	0.024	285	14-Jul	11:43:18	0.016
156	14-Jul	09:34:18	0.254	221	14-Jul	10:39:18	0.021	286	14-Jul	11:44:18	0.014
157	14-Jul	09:35:18	0.102	222	14-Jul	10:40:18	0.02	287	14-Jul	11:45:18	0.015
158	14-Jul	09:36:18	0.04	223	14-Jul	10:41:18	0.023	288	14-Jul	11:46:18	0.013
159	14-Jul	09:37:18	0.022	224	14-Jul	10:42:18	0.022	289	14-Jul	11:47:18	0.014
160	14-Jul	09:38:18	0.022	225	14-Jul	10:43:18	0.049	290	14-Jul	11:48:18	0.016
161	14-Jul	09:39:18	0.039	226	14-Jul	10:44:18	0.019	291	14-Jul	11:49:18	0.02
162	14-Jul	09:40:18	0.058	227	14-Jul	10:45:18	0.029	292	14-Jul	11:50:18	0.013
163	14-Jul	09:41:18	0.053	228	14-Jul	10:46:18	0.024	293	14-Jul	11:51:18	0.015
164	14-Jul	09:42:18	0.02	229	14-Jul	10:47:18	0.023	294	14-Jul	11:52:18	0.033
165	14-Jul	09:43:18	0.034	230	14-Jul	10:48:18	0.025	295	14-Jul	11:53:18	0.025
166	14-Jul	09:44:18	0.016	231	14-Jul	10:49:18	0.026	296	14-Jul	11:54:18	0.031
167	14-Jul	09:45:18	0.017	232	14-Jul	10:50:18	0.031	297	14-Jul	11:55:18	0.02
168	14-Jul	09:46:18	0.018	233	14-Jul	10:51:18	0.036	298	14-Jul	11:56:18	0.017
169	14-Jul	09:47:18	0.018	234	14-Jul	10:52:18	0.049	299	14-Jul	11:57:18	0.015
170	14-Jul	09:48:18	0.029	235	14-Jul	10:53:18	0.064	300	14-Jul	11:58:18	0.016
171	14-Jul	09:49:18	0.084	236	14-Jul	10:54:18	0.05	301	14-Jul	11:59:18	0.023
172	14-Jul	09:50:18	0.087	237	14-Jul	10:55:18	0.029	302	14-Jul	12:00:18	0.029
173	14-Jul	09:51:18	0.221	238	14-Jul	10:56:18	0.043	303	14-Jul	12:01:18	0.012
174	14-Jul	09:52:18	0.408	239	14-Jul	10:57:18	0.039	304	14-Jul	12:02:18	0.013
175	14-Jul	09:53:18	0.33	240	14-Jul	10:58:18	0.041	305	14-Jul	12:03:18	0.015
176	14-Jul	09:54:18	0.231	241	14-Jul	10:59:18	0.05	306	14-Jul	12:04:18	0.015
177	14-Jul	09:55:18	0.151	242	14-Jul	11:00:18	0.353	307	14-Jul	12:05:18	0.013
178	14-Jul	09:56:18	0.795	243	14-Jul	11:01:18	0.286	308	14-Jul	12:06:18	0.014
179	14-Jul	09:57:18	0.26	244	14-Jul	11:02:18	0.472	309	14-Jul	12:07:18	0.012
180	14-Jul	09:58:18	0.077	245	14-Jul	11:03:18	0.171	310	14-Jul	12:08:18	0.019
181	14-Jul	09:59:18	0.185	246	14-Jul	11:04:18	0.112	311	14-Jul	12:09:18	0.017
182	14-Jul	10:00:18	0.138	247	14-Jul	11:05:18	0.08	312	14-Jul	12:10:18	0.014
183	14-Jul	10:01:18	0.346	248	14-Jul	11:06:18	0.057	313	14-Jul	12:11:18	0.013
184	14-Jul	10:02:18	0.625	249	14-Jul	11:07:18	0.068	314	14-Jul	12:12:18	0.015
185	14-Jul	10:03:18	0.833	250	14-Jul	11:08:18	0.059	315	14-Jul	12:13:18	0.012
186	14-Jul	10:04:18	0.083	251	14-Jul	11:09:18	0.036	316	14-Jul	12:14:18	0.015
187	14-Jul	10:05:18	0.046	252	14-Jul	11:10:18	0.03	317	14-Jul	12:15:18	0.019
188	14-Jul	10:06:18	0.039	253	14-Jul	11:11:18	0.044	318	14-Jul	12:16:18	0.016
189	14-Jul	10:07:18	0.038	254	14-Jul	11:12:18	0.05	319	14-Jul	12:17:18	0.03
190	14-Jul	10:08:18	0.027	255	14-Jul	11:13:18	0.04	320	14-Jul	12:18:18	0.017
191	14-Jul	10:09:18	0.031	256	14-Jul	11:14:18	0.024	321	14-Jul	12:19:18	0.018
192	14-Jul	10:10:18	0.053	257	14-Jul	11:15:18	0.027	322	14-Jul	12:20:18	0.015
193	14-Jul	10:11:18	0.045	258	14-Jul	11:16:18	0.032	323	14-Jul	12:21:18	0.013
194	14-Jul	10:12:18	0.017	259	14-Jul	11:17:18	0.035	324	14-Jul	12:22:18	0.014
195	14-Jul	10:13:18	0.019	260	14-Jul	11:18:18	0.054	325	14-Jul	12:23:18	0.015
196	14-Jul	10:14:18	0.032	261	14-Jul	11:19:18	0.035	326	14-Jul	12:24:18	0.018
197	14-Jul	10:15:18	0.032	262	14-Jul	11:20:18	0.054	327	14-Jul	12:25:18	0.02
198	14-Jul	10:16:18	0.034	263	14-Jul	11:21:18	0.04	328	14-Jul	12:26:18	0.017
199	14-Jul	10:17:18	0.024	264	14-Jul	11:22:18	0.037	329	14-Jul	12:27:18	0.014
200	14-Jul	10:18:18	0.024	265	14-Jul	11:23:18	0.084	330	14-Jul	12:28:18	0.014
201	14-Jul	10:19:18	0.037	266	14-Jul	11:24:18	0.162	331	14-Jul	12:29:18	0.014
202	14-Jul	10:20:18	0.06	267	14-Jul	11:25:18	0.058	332	14-Jul	12:30:18	0.014
203	14-Jul	10:21:18	0.053	268	14-Jul	11:26:18	0.238	333	14-Jul	12:31:18	0.016
204	14-Jul	10:22:18	0.058	269	14-Jul	11:27:18	0.382	334	14-Jul	12:32:18	0.015
205	14-Jul	10:23:18	0.052	270	14-Jul	11:28:18	0.147	335	14-Jul	12:33:18	0.018
206	14-Jul	10:24:18	0.054	271	14-Jul	11:29:18	0.135	336	14-Jul	12:34:18	0.015
207	14-Jul	10:25:18	0.045	272	14-Jul	11:30:18	0.1	337	14-Jul	12:35:18	0.019
208	14-Jul	10:26:18	0.045	273	14-Jul	11:31:18	0.092	338	14-Jul	12:36:18	0.071
209	14-Jul	10:27:18	0.04	274	14-Jul	11:32:18	0.163	339	14-Jul	12:37:18	0.023
210	14-Jul	10:28:18	0.05	275	14-Jul	11:33:18	0.076	340	14-Jul	12:38:18	0.043
211	14-Jul	10:29:18	0.032	276	14-Jul	11:34:18	0.046	341	14-Jul	12:39:18	0.052
212	14-Jul	10:30:18	0.028	277	14-Jul	11:35:18	0.077	342	14-Jul	12:40:18	0.111

Point	Date	Time	Average Conc. (mg/m³)	Point	Date	Time	Average Conc. (mg/m³)	Point	Date	Time	Average Conc. (mg/m³)
343	14-Jul	12:41:18	0.017	408	14-Jul	13:46:18	0.182	473	14-Jul	14:51:18	0.164
344	14-Jul	12:42:18	0.019	409	14-Jul	13:47:18	0.055	474	14-Jul	14:52:18	0.915
345	14-Jul	12:43:18	0.02	410	14-Jul	13:48:18	0.056	475	14-Jul	14:53:18	0.204
346	14-Jul	12:44:18	0.022	411	14-Jul	13:49:18	0.06	476	14-Jul	14:54:18	0.057
347	14-Jul	12:45:18	0.023	412	14-Jul	13:50:18	0.076	477	14-Jul	14:55:18	0.109
348	14-Jul	12:46:18	1.276	413	14-Jul	13:51:18	0.08	478	14-Jul	14:56:18	0.587
349	14-Jul	12:47:18	0.053	414	14-Jul	13:52:18	0.047	479	14-Jul	14:57:18	0.497
350	14-Jul	12:48:18	0.047	415	14-Jul	13:53:18	0.065	480	14-Jul	14:58:18	0.138
351	14-Jul	12:49:18	0.153	416	14-Jul	13:54:18	0.221	481	14-Jul	14:59:18	0.073
352	14-Jul	12:50:18	0.087	417	14-Jul	13:55:18	0.155	482	14-Jul	15:00:18	0.046
353	14-Jul	12:51:18	0.117	418	14-Jul	13:56:18	0.168	483	14-Jul	15:01:18	0.052
354	14-Jul	12:52:18	0.115	419	14-Jul	13:57:18	0.11	484	14-Jul	15:02:18	0.048
355	14-Jul	12:53:18	0.099	420	14-Jul	13:58:18	0.138	485	14-Jul	15:03:18	0.048
356	14-Jul	12:54:18	0.066	421	14-Jul	13:59:18	0.18	486	14-Jul	15:04:18	0.096
357	14-Jul	12:55:18	0.079	422	14-Jul	14:00:18	0.401	487	14-Jul	15:05:18	0.057
358	14-Jul	12:56:18	0.062	423	14-Jul	14:01:18	0.333	488	14-Jul	15:06:18	0.04
359	14-Jul	12:57:18	0.083	424	14-Jul	14:02:18	0.178	489	14-Jul	15:07:18	0.03
360	14-Jul	12:58:18	0.073	425	14-Jul	14:03:18	0.034	490	14-Jul	15:08:18	0.043
361	14-Jul	12:59:18	0.097	426	14-Jul	14:04:18	0.032	491	14-Jul	15:09:18	0.042
362	14-Jul	13:00:18	0.222	427	14-Jul	14:05:18	0.032	492	14-Jul	15:10:18	0.051
363	14-Jul	13:01:18	0.194	428	14-Jul	14:06:18	0.041	493	14-Jul	15:11:18	0.055
364	14-Jul	13:02:18	0.233	429	14-Jul	14:07:18	0.025	494	14-Jul	15:12:18	0.038
365	14-Jul	13:03:18	0.123	430	14-Jul	14:08:18	0.025	495	14-Jul	15:13:18	0.041
366	14-Jul	13:04:18	0.084	431	14-Jul	14:09:18	0.028	496	14-Jul	15:14:18	0.041
367	14-Jul	13:05:18	0.24	432	14-Jul	14:10:18	0.033	497	14-Jul	15:15:18	0.043
368	14-Jul	13:06:18	0.128	433	14-Jul	14:11:18	0.034	498	14-Jul	15:16:18	0.031
369	14-Jul	13:07:18	0.097	434	14-Jul	14:12:18	0.025	499	14-Jul	15:17:18	0.045
370	14-Jul	13:08:18	0.089	435	14-Jul	14:13:18	0.095	500	14-Jul	15:18:18	0.056
371	14-Jul	13:09:18	0.138	436	14-Jul	14:14:18	0.089	501	14-Jul	15:19:18	0.037
372	14-Jul	13:10:18	0.073	437	14-Jul	14:15:18	0.037	502	14-Jul	15:20:18	0.042
373	14-Jul	13:11:18	0.093	438	14-Jul	14:16:18	0.066	503	14-Jul	15:21:18	0.024
374	14-Jul	13:12:18	0.09	439	14-Jul	14:17:18	0.281	504	14-Jul	15:22:18	0.062
375	14-Jul	13:13:18	0.089	440	14-Jul	14:18:18	0.397	505	14-Jul	15:23:18	0.066
376	14-Jul	13:14:18	0.093	441	14-Jul	14:19:18	0.095	506	14-Jul	15:24:18	0.046
377	14-Jul	13:15:18	0.138	442	14-Jul	14:20:18	0.098	507	14-Jul	15:25:18	0.098
378	14-Jul	13:16:18	0.066	443	14-Jul	14:21:18	0.099	508	14-Jul	15:26:18	0.21
379	14-Jul	13:17:18	0.071	444	14-Jul	14:22:18	0.418	509	14-Jul	15:27:18	0.104
380	14-Jul	13:18:18	0.103	445	14-Jul	14:23:18	0.168	510	14-Jul	15:28:18	0.1
381	14-Jul	13:19:18	0.112	446	14-Jul	14:24:18	0.078	511	14-Jul	15:29:18	0.118
382	14-Jul	13:20:18	0.547	447	14-Jul	14:25:18	0.074	512	14-Jul	15:30:18	0.07
383	14-Jul	13:21:18	0.077	448	14-Jul	14:26:18	0.051	513	14-Jul	15:31:18	0.058
384	14-Jul	13:22:18	0.093	449	14-Jul	14:27:18	0.039	514	14-Jul	15:32:18	0.083
385	14-Jul	13:23:18	0.129	450	14-Jul	14:28:18	0.054	515	14-Jul	15:33:18	0.167
386	14-Jul	13:24:18	0.065	451	14-Jul	14:29:18	0.041	516	14-Jul	15:34:18	0.101
387	14-Jul	13:25:18	0.101	452	14-Jul	14:30:18	0.103	517	14-Jul	15:35:18	0.079
388	14-Jul	13:26:18	0.043	453	14-Jul	14:31:18	0.52	518	14-Jul	15:36:18	0.082
389	14-Jul	13:27:18	0.043	454	14-Jul	14:32:18	0.24	519	14-Jul	15:37:18	0.091
390	14-Jul	13:28:18	0.046	455	14-Jul	14:33:18	0.129	520	14-Jul	15:38:18	0.079
391	14-Jul	13:29:18	0.039	456	14-Jul	14:34:18	0.092	521	14-Jul	15:39:18	0.079
392	14-Jul	13:30:18	0.047	457	14-Jul	14:35:18	0.192	522	14-Jul	15:40:18	0.092
393	14-Jul	13:31:18	0.05	458	14-Jul	14:36:18	0.241	523	14-Jul	15:41:18	0.089
394	14-Jul	13:32:18	0.066	459	14-Jul	14:37:18	0.113	524	14-Jul	15:42:18	0.078
395	14-Jul	13:33:18	0.043	460	14-Jul	14:38:18	0.451	525	14-Jul	15:43:18	0.072
396	14-Jul	13:34:18	0.052	461	14-Jul	14:39:18	0.173	526	14-Jul	15:44:18	0.116
397	14-Jul	13:35:18	0.041	462	14-Jul	14:40:18	0.071	527	14-Jul	15:45:18	0.124
398	14-Jul	13:36:18	0.043	463	14-Jul	14:41:18	0.097	528	14-Jul	15:46:18	0.097
399	14-Jul	13:37:18	0.042	464	14-Jul	14:42:18	0.106	529	14-Jul	15:47:18	0.053
400	14-Jul	13:38:18	0.039	465	14-Jul	14:43:18	0.064	530	14-Jul	15:48:18	0.063
401	14-Jul	13:39:18	0.038	466	14-Jul	14:44:18	0.072	531	14-Jul	15:49:18	0.082
402	14-Jul	13:40:18	0.071	467	14-Jul	14:45:18	0.063	532	14-Jul	15:50:18	0.071
403	14-Jul	13:41:18	0.052	468	14-Jul	14:46:18	0.052	533	14-Jul	15:51:18	0.1
404	14-Jul	13:42:18	0.041	469	14-Jul	14:47:18	0.08	534	14-Jul	15:52:18	0.091
405	14-Jul	13:43:18	0.104	470	14-Jul	14:48:18	0.083	535	14-Jul	15:53:18	0.094
406	14-Jul	13:44:18	0.059	471	14-Jul	14:49:18	0.063	536	14-Jul	15:54:18	0.062
407	14-Jul	13:45:18	0.044	472	14-Jul	14:50:18	0.092	537	14-Jul	15:55:18	0.119

Point	Date	Time	Average Conc. (mg/m³)
538	14-Jul	15:56:18	0.101
539	14-Jul	15:57:18	0.097
540	14-Jul	15:58:18	0.077
541	14-Jul	15:59:18	0.085
542	14-Jul	16:00:18	0.133
543	14-Jul	16:01:18	0.122
544	14-Jul	16:02:18	0.255
545	14-Jul	16:03:18	0.08
546	14-Jul	16:04:18	0.098
547	14-Jul	16:05:18	0.087
548	14-Jul	16:06:18	0.094
549	14-Jul	16:07:18	0.085
550	14-Jul	16:08:18	0.099
551	14-Jul	16:09:18	0.098
552	14-Jul	16:10:18	0.088
553	14-Jul	16:11:18	0.075
554	14-Jul	16:12:18	0.113
555	14-Jul	16:13:18	0.114
556	14-Jul	16:14:18	0.068
557	14-Jul	16:15:18	0.062
558	14-Jul	16:16:18	0.069
559	14-Jul	16:17:18	0.118
560	14-Jul	16:18:18	0.143
561	14-Jul	16:19:18	0.128
562	14-Jul	16:20:18	0.219
563	14-Jul	16:21:18	0.049
564	14-Jul	16:22:18	0.098
565	14-Jul	16:23:18	0.045
566	14-Jul	16:24:18	0.061
567	14-Jul	16:25:18	0.065
568	14-Jul	16:26:18	0.276
569	14-Jul	16:27:18	0.218
570	14-Jul	16:28:18	0.108
571	14-Jul	16:29:18	0.128
572	14-Jul	16:30:18	0.033
573	14-Jul	16:31:18	0.037
574	14-Jul	16:32:18	0.044
575	14-Jul	16:33:18	0.049
576	14-Jul	16:34:18	0.018
577	14-Jul	16:35:18	0.045
578	14-Jul	16:36:18	0.118
579	14-Jul	16:37:18	0.098
580	14-Jul	16:38:18	0.165
581	14-Jul	16:39:18	0.047
582	14-Jul	16:40:18	0.075
583	14-Jul	16:41:18	0.258
584	14-Jul	16:42:18	0.031
585	14-Jul	16:43:18	0.022
586	14-Jul	16:44:18	0.025
587	14-Jul	16:45:18	0.025
588	14-Jul	16:46:18	0.022
589	14-Jul	16:47:18	0.024
590	14-Jul	16:48:18	0.109
591	14-Jul	16:49:18	0.076
592	14-Jul	16:50:18	0.028
593	14-Jul	16:51:18	0.04
594	14-Jul	16:52:18	0.053
595	14-Jul	16:53:18	0.089
596	14-Jul	16:54:18	0.066
597	14-Jul	16:55:18	0.075
598	14-Jul	16:56:18	0.077
599	14-Jul	16:57:18	0.037
600	14-Jul	16:58:18	0.022
601	14-Jul	16:59:18	0.066
602	14-Jul	17:00:18	0.177
603	14-Jul	17:01:18	0.02
604	14-Jul	17:02:18	0.032
605	14-Jul	17:03:18	0.154
606	14-Jul	17:04:18	0.152
607	14-Jul	17:05:18	0.033
608	14-Jul	17:06:18	0.065
609	14-Jul	17:07:18	0.038
610	14-Jul	17:08:18	0.049
611	14-Jul	17:09:18	0.079
612	14-Jul	17:10:18	0.058
613	14-Jul	17:11:18	0.034
614	14-Jul	17:12:18	0.021
615	14-Jul	17:13:18	0.068
616	14-Jul	17:14:18	0.04
617	14-Jul	17:15:18	0.029
618	14-Jul	17:16:18	0.035
619	14-Jul	17:17:18	0.042
620	14-Jul	17:18:18	0.041
621	14-Jul	17:19:18	0.031
622	14-Jul	17:20:18	0.048
623	14-Jul	17:21:18	0.093
624	14-Jul	17:22:18	0.116
625	14-Jul	17:23:18	0.209
626	14-Jul	17:24:18	0.042
627	14-Jul	17:25:18	0.073
628	14-Jul	17:26:18	0.051
629	14-Jul	17:27:18	0.067
630	14-Jul	17:28:18	0.038
631	14-Jul	17:29:18	0.053
632	14-Jul	17:30:18	0.413
633	14-Jul	17:31:18	0.307
634	14-Jul	17:32:18	0.14
635	14-Jul	17:33:18	0.13
636	14-Jul	17:34:18	0.098
637	14-Jul	17:35:18	0.103
638	14-Jul	17:36:18	0.113
639	14-Jul	17:37:18	0.076
640	14-Jul	17:38:18	0.023
641	14-Jul	17:39:18	0.023
642	14-Jul	17:40:18	0.025
643	14-Jul	17:41:18	0.052
644	14-Jul	17:42:18	0.06
645	14-Jul	17:43:18	0.097
646	14-Jul	17:44:18	0.128
647	14-Jul	17:45:18	0.09
648	14-Jul	17:46:18	0.082
649	14-Jul	17:47:18	0.029
650	14-Jul	17:48:18	0.043
651	14-Jul	17:49:18	0.081
652	14-Jul	17:50:18	0.08
653	14-Jul	17:51:18	0.045
654	14-Jul	17:52:18	0.045
655	14-Jul	17:53:18	0.036
656	14-Jul	17:54:18	0.039
657	14-Jul	17:55:18	0.035
658	14-Jul	17:56:18	0.055
659	14-Jul	17:57:18	0.04
660	14-Jul	17:58:18	0.034
661	14-Jul	17:59:18	0.033
662	14-Jul	18:00:18	0.029

15 July, 2009

pDR-1000 S/N: 04476
User ID: EB-1
Tag Number: 01
Number of logged points: 5
Start time and date: 07:00:03 15-Jul
Elapsed time: 00:05:00
Logging period (sec): 60
Calibration Factor (%): 100
Max Display Concentration: 0.051 mg/m³
Time at maximum: 07:02:17 Jul 15
Max STEL Concentration: 0.009 mg/m³
Time at max STEL: 07:04:33 Jul 15
Overall Avg Conc: 0.029 mg/m³

Point	Date	Time	Average Conc. (mg/m³)
1	15-Jul	07:01:03	0.032
2	15-Jul	07:02:03	0.035
3	15-Jul	07:03:03	0.032
4	15-Jul	07:04:03	0.026
5	15-Jul	07:05:03	0.029

16 July, 2009

pDR-1000 S/N: 05156
User ID: EB-2
Tag Number: 01
Number of logged points: 603
Start time and date: 06:54:23 16-Jul
Elapsed time: 10:03:00
Logging period (sec): 60
Calibration Factor (%): 100
Max Display Concentration: 10.217 mg/m³
Time at maximum: 09:26:48 Jul 16
Max STEL Concentration: 0.226 mg/m³
Time at max STEL: 15:50:55 Jul 16
Overall Avg Conc: 0.084 mg/m³

Point	Date	Time	Average Conc. (mg/m³)	Point	Date	Time	Average Conc. (mg/m³)	Point	Date	Time	Average Conc. (mg/m³)
1	16-Jul	06:55:23	0.046	50	16-Jul	07:44:23	0.03	99	16-Jul	08:33:23	0.062
2	16-Jul	06:56:23	0.031	51	16-Jul	07:45:23	0.028	100	16-Jul	08:34:23	0.039
3	16-Jul	06:57:23	0.074	52	16-Jul	07:46:23	0.825	101	16-Jul	08:35:23	0.046
4	16-Jul	06:58:23	0.036	53	16-Jul	07:47:23	0.089	102	16-Jul	08:36:23	0.033
5	16-Jul	06:59:23	0.029	54	16-Jul	07:48:23	0.049	103	16-Jul	08:37:23	0.02
6	16-Jul	07:00:23	0.031	55	16-Jul	07:49:23	0.034	104	16-Jul	08:38:23	0.024
7	16-Jul	07:01:23	0.029	56	16-Jul	07:50:23	0.029	105	16-Jul	08:39:23	0.076
8	16-Jul	07:02:23	0.027	57	16-Jul	07:51:23	0.027	106	16-Jul	08:40:23	0.033
9	16-Jul	07:03:23	0.181	58	16-Jul	07:52:23	0.032	107	16-Jul	08:41:23	0.229
10	16-Jul	07:04:23	0.071	59	16-Jul	07:53:23	0.075	108	16-Jul	08:42:23	0.353
11	16-Jul	07:05:23	0.029	60	16-Jul	07:54:23	1.389	109	16-Jul	08:43:23	0.036
12	16-Jul	07:06:23	0.029	61	16-Jul	07:55:23	0.04	110	16-Jul	08:44:23	0.028
13	16-Jul	07:07:23	0.038	62	16-Jul	07:56:23	0.07	111	16-Jul	08:45:23	0.024
14	16-Jul	07:08:23	0.059	63	16-Jul	07:57:23	0.038	112	16-Jul	08:46:23	0.026
15	16-Jul	07:09:23	0.035	64	16-Jul	07:58:23	0.024	113	16-Jul	08:47:23	0.029
16	16-Jul	07:10:23	0.028	65	16-Jul	07:59:23	0.034	114	16-Jul	08:48:23	0.23
17	16-Jul	07:11:23	0.025	66	16-Jul	08:00:23	0.025	115	16-Jul	08:49:23	0.046
18	16-Jul	07:12:23	0.024	67	16-Jul	08:01:23	0.032	116	16-Jul	08:50:23	0.241
19	16-Jul	07:13:23	0.025	68	16-Jul	08:02:23	0.052	117	16-Jul	08:51:23	0.024
20	16-Jul	07:14:23	0.037	69	16-Jul	08:03:23	0.028	118	16-Jul	08:52:23	0.029
21	16-Jul	07:15:23	0.023	70	16-Jul	08:04:23	0.027	119	16-Jul	08:53:23	0.022
22	16-Jul	07:16:23	0.022	71	16-Jul	08:05:23	0.041	120	16-Jul	08:54:23	0.032
23	16-Jul	07:17:23	0.028	72	16-Jul	08:06:23	0.154	121	16-Jul	08:55:23	0.022
24	16-Jul	07:18:23	0.03	73	16-Jul	08:07:23	0.022	122	16-Jul	08:56:23	0.024
25	16-Jul	07:19:23	0.041	74	16-Jul	08:08:23	0.037	123	16-Jul	08:57:23	0.036
26	16-Jul	07:20:23	0.069	75	16-Jul	08:09:23	0.059	124	16-Jul	08:58:23	0.023
27	16-Jul	07:21:23	0.06	76	16-Jul	08:10:23	0.035	125	16-Jul	08:59:23	0.051
28	16-Jul	07:22:23	0.098	77	16-Jul	08:11:23	0.043	126	16-Jul	09:00:23	0.04
29	16-Jul	07:23:23	0.056	78	16-Jul	08:12:23	0.047	127	16-Jul	09:01:23	0.025
30	16-Jul	07:24:23	0.042	79	16-Jul	08:13:23	0.053	128	16-Jul	09:02:23	0.021
31	16-Jul	07:25:23	0.097	80	16-Jul	08:14:23	0.03	129	16-Jul	09:03:23	0.023
32	16-Jul	07:26:23	0.053	81	16-Jul	08:15:23	0.022	130	16-Jul	09:04:23	0.04
33	16-Jul	07:27:23	0.038	82	16-Jul	08:16:23	0.038	131	16-Jul	09:05:23	0.03
34	16-Jul	07:28:23	0.039	83	16-Jul	08:17:23	0.029	132	16-Jul	09:06:23	0.023
35	16-Jul	07:29:23	0.043	84	16-Jul	08:18:23	0.025	133	16-Jul	09:07:23	0.018
36	16-Jul	07:30:23	0.044	85	16-Jul	08:19:23	0.021	134	16-Jul	09:08:23	0.019
37	16-Jul	07:31:23	0.054	86	16-Jul	08:20:23	0.034	135	16-Jul	09:09:23	0.028
38	16-Jul	07:32:23	0.056	87	16-Jul	08:21:23	0.03	136	16-Jul	09:10:23	0.066
39	16-Jul	07:33:23	0.044	88	16-Jul	08:22:23	0.032	137	16-Jul	09:11:23	0.036
40	16-Jul	07:34:23	0.036	89	16-Jul	08:23:23	0.025	138	16-Jul	09:12:23	0.025
41	16-Jul	07:35:23	0.036	90	16-Jul	08:24:23	0.252	139	16-Jul	09:13:23	0.024
42	16-Jul	07:36:23	0.034	91	16-Jul	08:25:23	0.034	140	16-Jul	09:14:23	0.031
43	16-Jul	07:37:23	0.036	92	16-Jul	08:26:23	0.023	141	16-Jul	09:15:23	0.047
44	16-Jul	07:38:23	0.132	93	16-Jul	08:27:23	0.025	142	16-Jul	09:16:23	0.041
45	16-Jul	07:39:23	0.174	94	16-Jul	08:28:23	0.029	143	16-Jul	09:17:23	0.02
46	16-Jul	07:40:23	0.048	95	16-Jul	08:29:23	0.028	144	16-Jul	09:18:23	0.029
47	16-Jul	07:41:23	0.034	96	16-Jul	08:30:23	0.029	145	16-Jul	09:19:23	0.021
48	16-Jul	07:42:23	0.03	97	16-Jul	08:31:23	0.126	146	16-Jul	09:20:23	0.025
49	16-Jul	07:43:23	0.028	98	16-Jul	08:32:23	0.041	147	16-Jul	09:21:23	0.109

Point	Date	Time	Average Conc. (mg/m³)	Point	Date	Time	Average Conc. (mg/m³)	Point	Date	Time	Average Conc. (mg/m³)
148	16-Jul	09:22:23	0.021	213	16-Jul	10:27:23	0.039	278	16-Jul	11:32:23	0.154
149	16-Jul	09:23:23	0.018	214	16-Jul	10:28:23	0.032	279	16-Jul	11:33:23	0.054
150	16-Jul	09:24:23	0.025	215	16-Jul	10:29:23	0.29	280	16-Jul	11:34:23	0.419
151	16-Jul	09:25:23	0.039	216	16-Jul	10:30:23	0.029	281	16-Jul	11:35:23	0.05
152	16-Jul	09:26:23	0.03	217	16-Jul	10:31:23	0.034	282	16-Jul	11:36:23	0.032
153	16-Jul	09:27:23	1.737	218	16-Jul	10:32:23	0.033	283	16-Jul	11:37:23	0.074
154	16-Jul	09:28:23	0.028	219	16-Jul	10:33:23	0.027	284	16-Jul	11:38:23	0.052
155	16-Jul	09:29:23	0.082	220	16-Jul	10:34:23	0.023	285	16-Jul	11:39:23	0.03
156	16-Jul	09:30:23	0.04	221	16-Jul	10:35:23	0.023	286	16-Jul	11:40:23	0.034
157	16-Jul	09:31:23	0.033	222	16-Jul	10:36:23	0.024	287	16-Jul	11:41:23	0.122
158	16-Jul	09:32:23	0.032	223	16-Jul	10:37:23	0.026	288	16-Jul	11:42:23	0.062
159	16-Jul	09:33:23	0.03	224	16-Jul	10:38:23	0.024	289	16-Jul	11:43:23	0.04
160	16-Jul	09:34:23	0.035	225	16-Jul	10:39:23	0.093	290	16-Jul	11:44:23	0.063
161	16-Jul	09:35:23	0.024	226	16-Jul	10:40:23	0.039	291	16-Jul	11:45:23	0.223
162	16-Jul	09:36:23	0.025	227	16-Jul	10:41:23	0.037	292	16-Jul	11:46:23	0.051
163	16-Jul	09:37:23	0.305	228	16-Jul	10:42:23	0.034	293	16-Jul	11:47:23	0.06
164	16-Jul	09:38:23	0.02	229	16-Jul	10:43:23	0.025	294	16-Jul	11:48:23	0.142
165	16-Jul	09:39:23	0.019	230	16-Jul	10:44:23	0.03	295	16-Jul	11:49:23	0.059
166	16-Jul	09:40:23	0.039	231	16-Jul	10:45:23	0.037	296	16-Jul	11:50:23	0.066
167	16-Jul	09:41:23	0.906	232	16-Jul	10:46:23	0.026	297	16-Jul	11:51:23	0.081
168	16-Jul	09:42:23	0.061	233	16-Jul	10:47:23	0.03	298	16-Jul	11:52:23	0.051
169	16-Jul	09:43:23	0.051	234	16-Jul	10:48:23	0.035	299	16-Jul	11:53:23	0.053
170	16-Jul	09:44:23	0.02	235	16-Jul	10:49:23	0.022	300	16-Jul	11:54:23	0.027
171	16-Jul	09:45:23	0.584	236	16-Jul	10:50:23	0.037	301	16-Jul	11:55:23	0.037
172	16-Jul	09:46:23	0.045	237	16-Jul	10:51:23	0.033	302	16-Jul	11:56:23	0.041
173	16-Jul	09:47:23	0.027	238	16-Jul	10:52:23	0.034	303	16-Jul	11:57:23	0.046
174	16-Jul	09:48:23	0.028	239	16-Jul	10:53:23	0.031	304	16-Jul	11:58:23	0.032
175	16-Jul	09:49:23	0.024	240	16-Jul	10:54:23	0.03	305	16-Jul	11:59:23	0.043
176	16-Jul	09:50:23	0.025	241	16-Jul	10:55:23	0.026	306	16-Jul	12:00:23	0.025
177	16-Jul	09:51:23	0.03	242	16-Jul	10:56:23	0.024	307	16-Jul	12:01:23	0.029
178	16-Jul	09:52:23	0.023	243	16-Jul	10:57:23	0.024	308	16-Jul	12:02:23	0.246
179	16-Jul	09:53:23	0.028	244	16-Jul	10:58:23	0.023	309	16-Jul	12:03:23	0.026
180	16-Jul	09:54:23	0.031	245	16-Jul	10:59:23	0.024	310	16-Jul	12:04:23	0.024
181	16-Jul	09:55:23	0.023	246	16-Jul	11:00:23	0.023	311	16-Jul	12:05:23	0.043
182	16-Jul	09:56:23	0.028	247	16-Jul	11:01:23	0.563	312	16-Jul	12:06:23	0.033
183	16-Jul	09:57:23	0.034	248	16-Jul	11:02:23	0.051	313	16-Jul	12:07:23	0.037
184	16-Jul	09:58:23	0.031	249	16-Jul	11:03:23	0.55	314	16-Jul	12:08:23	0.048
185	16-Jul	09:59:23	0.024	250	16-Jul	11:04:23	0.537	315	16-Jul	12:09:23	0.039
186	16-Jul	10:00:23	0.061	251	16-Jul	11:05:23	0.044	316	16-Jul	12:10:23	0.026
187	16-Jul	10:01:23	0.054	252	16-Jul	11:06:23	0.034	317	16-Jul	12:11:23	0.025
188	16-Jul	10:02:23	0.027	253	16-Jul	11:07:23	0.043	318	16-Jul	12:12:23	0.042
189	16-Jul	10:03:23	0.029	254	16-Jul	11:08:23	0.029	319	16-Jul	12:13:23	0.029
190	16-Jul	10:04:23	0.025	255	16-Jul	11:09:23	0.04	320	16-Jul	12:14:23	0.027
191	16-Jul	10:05:23	0.022	256	16-Jul	11:10:23	0.028	321	16-Jul	12:15:23	0.028
192	16-Jul	10:06:23	0.024	257	16-Jul	11:11:23	0.028	322	16-Jul	12:16:23	0.022
193	16-Jul	10:07:23	0.03	258	16-Jul	11:12:23	0.036	323	16-Jul	12:17:23	0.023
194	16-Jul	10:08:23	0.026	259	16-Jul	11:13:23	0.025	324	16-Jul	12:18:23	0.025
195	16-Jul	10:09:23	0.028	260	16-Jul	11:14:23	0.032	325	16-Jul	12:19:23	0.041
196	16-Jul	10:10:23	0.023	261	16-Jul	11:15:23	0.023	326	16-Jul	12:20:23	0.029
197	16-Jul	10:11:23	0.026	262	16-Jul	11:16:23	0.514	327	16-Jul	12:21:23	0.029
198	16-Jul	10:12:23	0.034	263	16-Jul	11:17:23	0.103	328	16-Jul	12:22:23	0.034
199	16-Jul	10:13:23	0.043	264	16-Jul	11:18:23	0.065	329	16-Jul	12:23:23	0.03
200	16-Jul	10:14:23	0.055	265	16-Jul	11:19:23	0.033	330	16-Jul	12:24:23	0.033
201	16-Jul	10:15:23	0.03	266	16-Jul	11:20:23	0.039	331	16-Jul	12:25:23	0.029
202	16-Jul	10:16:23	0.868	267	16-Jul	11:21:23	1.078	332	16-Jul	12:26:23	0.029
203	16-Jul	10:17:23	0.035	268	16-Jul	11:22:23	0.042	333	16-Jul	12:27:23	0.026
204	16-Jul	10:18:23	0.025	269	16-Jul	11:23:23	0.06	334	16-Jul	12:28:23	0.024
205	16-Jul	10:19:23	0.028	270	16-Jul	11:24:23	0.089	335	16-Jul	12:29:23	0.026
206	16-Jul	10:20:23	0.03	271	16-Jul	11:25:23	0.039	336	16-Jul	12:30:23	0.023
207	16-Jul	10:21:23	0.025	272	16-Jul	11:26:23	0.16	337	16-Jul	12:31:23	0.027
208	16-Jul	10:22:23	0.102	273	16-Jul	11:27:23	0.03	338	16-Jul	12:32:23	0.031
209	16-Jul	10:23:23	0.953	274	16-Jul	11:28:23	0.066	339	16-Jul	12:33:23	0.026
210	16-Jul	10:24:23	0.03	275	16-Jul	11:29:23	0.034	340	16-Jul	12:34:23	0.026
211	16-Jul	10:25:23	0.039	276	16-Jul	11:30:23	0.092	341	16-Jul	12:35:23	0.023
212	16-Jul	10:26:23	0.025	277	16-Jul	11:31:23	0.044	342	16-Jul	12:36:23	0.023

Point	Date	Time	Average Conc. (mg/m³)	Point	Date	Time	Average Conc. (mg/m³)	Point	Date	Time	Average Conc. (mg/m³)
343	16-Jul	12:37:23	0.036	408	16-Jul	13:42:23	0.041	473	16-Jul	14:47:23	0.071
344	16-Jul	12:38:23	0.025	409	16-Jul	13:43:23	0.041	474	16-Jul	14:48:23	0.074
345	16-Jul	12:39:23	0.024	410	16-Jul	13:44:23	0.042	475	16-Jul	14:49:23	0.077
346	16-Jul	12:40:23	0.024	411	16-Jul	13:45:23	0.054	476	16-Jul	14:50:23	0.066
347	16-Jul	12:41:23	0.026	412	16-Jul	13:46:23	0.04	477	16-Jul	14:51:23	0.113
348	16-Jul	12:42:23	0.033	413	16-Jul	13:47:23	0.053	478	16-Jul	14:52:23	0.104
349	16-Jul	12:43:23	0.055	414	16-Jul	13:48:23	0.054	479	16-Jul	14:53:23	0.11
350	16-Jul	12:44:23	0.033	415	16-Jul	13:49:23	0.039	480	16-Jul	14:54:23	0.047
351	16-Jul	12:45:23	0.354	416	16-Jul	13:50:23	0.033	481	16-Jul	14:55:23	0.054
352	16-Jul	12:46:23	0.052	417	16-Jul	13:51:23	0.081	482	16-Jul	14:56:23	0.096
353	16-Jul	12:47:23	0.078	418	16-Jul	13:52:23	0.028	483	16-Jul	14:57:23	0.085
354	16-Jul	12:48:23	0.773	419	16-Jul	13:53:23	0.036	484	16-Jul	14:58:23	0.051
355	16-Jul	12:49:23	0.047	420	16-Jul	13:54:23	0.07	485	16-Jul	14:59:23	0.047
356	16-Jul	12:50:23	0.046	421	16-Jul	13:55:23	0.348	486	16-Jul	15:00:23	0.098
357	16-Jul	12:51:23	0.027	422	16-Jul	13:56:23	0.233	487	16-Jul	15:01:23	0.04
358	16-Jul	12:52:23	0.427	423	16-Jul	13:57:23	0.034	488	16-Jul	15:02:23	0.058
359	16-Jul	12:53:23	0.043	424	16-Jul	13:58:23	0.021	489	16-Jul	15:03:23	1.317
360	16-Jul	12:54:23	0.029	425	16-Jul	13:59:23	0.023	490	16-Jul	15:04:23	0.095
361	16-Jul	12:55:23	0.033	426	16-Jul	14:00:23	0.024	491	16-Jul	15:05:23	0.037
362	16-Jul	12:56:23	0.024	427	16-Jul	14:01:23	0.022	492	16-Jul	15:06:23	0.037
363	16-Jul	12:57:23	0.025	428	16-Jul	14:02:23	0.021	493	16-Jul	15:07:23	0.056
364	16-Jul	12:58:23	0.025	429	16-Jul	14:03:23	0.022	494	16-Jul	15:08:23	0.064
365	16-Jul	12:59:23	0.037	430	16-Jul	14:04:23	0.024	495	16-Jul	15:09:23	0.508
366	16-Jul	13:00:23	0.042	431	16-Jul	14:05:23	0.021	496	16-Jul	15:10:23	0.057
367	16-Jul	13:01:23	0.032	432	16-Jul	14:06:23	0.021	497	16-Jul	15:11:23	0.063
368	16-Jul	13:02:23	0.033	433	16-Jul	14:07:23	0.022	498	16-Jul	15:12:23	0.196
369	16-Jul	13:03:23	0.038	434	16-Jul	14:08:23	0.021	499	16-Jul	15:13:23	0.128
370	16-Jul	13:04:23	0.023	435	16-Jul	14:09:23	0.026	500	16-Jul	15:14:23	0.045
371	16-Jul	13:05:23	0.03	436	16-Jul	14:10:23	0.025	501	16-Jul	15:15:23	0.06
372	16-Jul	13:06:23	0.038	437	16-Jul	14:11:23	0.067	502	16-Jul	15:16:23	0.048
373	16-Jul	13:07:23	0.024	438	16-Jul	14:12:23	0.039	503	16-Jul	15:17:23	0.05
374	16-Jul	13:08:23	0.032	439	16-Jul	14:13:23	0.031	504	16-Jul	15:18:23	0.048
375	16-Jul	13:09:23	0.029	440	16-Jul	14:14:23	0.028	505	16-Jul	15:19:23	1.051
376	16-Jul	13:10:23	0.024	441	16-Jul	14:15:23	0.029	506	16-Jul	15:20:23	0.096
377	16-Jul	13:11:23	0.042	442	16-Jul	14:16:23	0.031	507	16-Jul	15:21:23	0.127
378	16-Jul	13:12:23	0.178	443	16-Jul	14:17:23	0.025	508	16-Jul	15:22:23	0.178
379	16-Jul	13:13:23	0.194	444	16-Jul	14:18:23	0.032	509	16-Jul	15:23:23	0.058
380	16-Jul	13:14:23	0.068	445	16-Jul	14:19:23	0.025	510	16-Jul	15:24:23	0.025
381	16-Jul	13:15:23	0.039	446	16-Jul	14:20:23	0.025	511	16-Jul	15:25:23	0.024
382	16-Jul	13:16:23	0.32	447	16-Jul	14:21:23	0.032	512	16-Jul	15:26:23	0.025
383	16-Jul	13:17:23	0.042	448	16-Jul	14:22:23	0.097	513	16-Jul	15:27:23	0.022
384	16-Jul	13:18:23	0.033	449	16-Jul	14:23:23	1.066	514	16-Jul	15:28:23	0.023
385	16-Jul	13:19:23	0.133	450	16-Jul	14:24:23	0.092	515	16-Jul	15:29:23	0.023
386	16-Jul	13:20:23	0.322	451	16-Jul	14:25:23	0.079	516	16-Jul	15:30:23	0.023
387	16-Jul	13:21:23	0.321	452	16-Jul	14:26:23	0.095	517	16-Jul	15:31:23	0.026
388	16-Jul	13:22:23	0.135	453	16-Jul	14:27:23	0.07	518	16-Jul	15:32:23	0.024
389	16-Jul	13:23:23	0.116	454	16-Jul	14:28:23	0.079	519	16-Jul	15:33:23	0.058
390	16-Jul	13:24:23	0.078	455	16-Jul	14:29:23	0.104	520	16-Jul	15:34:23	0.056
391	16-Jul	13:25:23	0.057	456	16-Jul	14:30:23	0.05	521	16-Jul	15:35:23	0.024
392	16-Jul	13:26:23	0.065	457	16-Jul	14:31:23	0.052	522	16-Jul	15:36:23	0.025
393	16-Jul	13:27:23	0.064	458	16-Jul	14:32:23	0.045	523	16-Jul	15:37:23	0.565
394	16-Jul	13:28:23	0.068	459	16-Jul	14:33:23	0.187	524	16-Jul	15:38:23	0.696
395	16-Jul	13:29:23	0.275	460	16-Jul	14:34:23	0.057	525	16-Jul	15:39:23	0.333
396	16-Jul	13:30:23	0.149	461	16-Jul	14:35:23	0.066	526	16-Jul	15:40:23	0.583
397	16-Jul	13:31:23	0.05	462	16-Jul	14:36:23	0.082	527	16-Jul	15:41:23	0.665
398	16-Jul	13:32:23	0.063	463	16-Jul	14:37:23	0.042	528	16-Jul	15:42:23	0.141
399	16-Jul	13:33:23	0.054	464	16-Jul	14:38:23	0.063	529	16-Jul	15:43:23	0.068
400	16-Jul	13:34:23	0.039	465	16-Jul	14:39:23	0.058	530	16-Jul	15:44:23	0.039
401	16-Jul	13:35:23	0.052	466	16-Jul	14:40:23	0.071	531	16-Jul	15:45:23	0.04
402	16-Jul	13:36:23	0.05	467	16-Jul	14:41:23	0.175	532	16-Jul	15:46:23	0.048
403	16-Jul	13:37:23	0.053	468	16-Jul	14:42:23	0.225	533	16-Jul	15:47:23	0.031
404	16-Jul	13:38:23	0.244	469	16-Jul	14:43:23	0.101	534	16-Jul	15:48:23	0.027
405	16-Jul	13:39:23	0.028	470	16-Jul	14:44:23	0.064	535	16-Jul	15:49:23	0.04
406	16-Jul	13:40:23	0.025	471	16-Jul	14:45:23	0.042	536	16-Jul	15:50:23	0.069
407	16-Jul	13:41:23	0.063	472	16-Jul	14:46:23	0.075	537	16-Jul	15:51:23	0.039

Point	Date	Time	Average Conc. (mg/m³)
538	16-Jul	15:52:23	0.038
539	16-Jul	15:53:23	0.028
540	16-Jul	15:54:23	0.029
541	16-Jul	15:55:23	0.043
542	16-Jul	15:56:23	0.042
543	16-Jul	15:57:23	0.031
544	16-Jul	15:58:23	0.03
545	16-Jul	15:59:23	0.05
546	16-Jul	16:00:23	0.036
547	16-Jul	16:01:23	0.025
548	16-Jul	16:02:23	0.026
549	16-Jul	16:03:23	0.028
550	16-Jul	16:04:23	0.057
551	16-Jul	16:05:23	0.026
552	16-Jul	16:06:23	0.032
553	16-Jul	16:07:23	0.026
554	16-Jul	16:08:23	0.027
555	16-Jul	16:09:23	0.052
556	16-Jul	16:10:23	0.047
557	16-Jul	16:11:23	0.041
558	16-Jul	16:12:23	0.027
559	16-Jul	16:13:23	0.033
560	16-Jul	16:14:23	0.028
561	16-Jul	16:15:23	0.024
562	16-Jul	16:16:23	0.031
563	16-Jul	16:17:23	0.026
564	16-Jul	16:18:23	0.022
565	16-Jul	16:19:23	0.025
566	16-Jul	16:20:23	0.023
567	16-Jul	16:21:23	0.029
568	16-Jul	16:22:23	0.023
569	16-Jul	16:23:23	0.027
570	16-Jul	16:24:23	0.036
571	16-Jul	16:25:23	0.033
572	16-Jul	16:26:23	0.031
573	16-Jul	16:27:23	0.025
574	16-Jul	16:28:23	0.026
575	16-Jul	16:29:23	0.024
576	16-Jul	16:30:23	0.023
577	16-Jul	16:31:23	0.026
578	16-Jul	16:32:23	0.025
579	16-Jul	16:33:23	0.025
580	16-Jul	16:34:23	0.026
581	16-Jul	16:35:23	0.026
582	16-Jul	16:36:23	0.029
583	16-Jul	16:37:23	0.023
584	16-Jul	16:38:23	0.021
585	16-Jul	16:39:23	0.022
586	16-Jul	16:40:23	0.025
587	16-Jul	16:41:23	0.023
588	16-Jul	16:42:23	0.481
589	16-Jul	16:43:23	0.111
590	16-Jul	16:44:23	0.685
591	16-Jul	16:45:23	0.35
592	16-Jul	16:46:23	0.174
593	16-Jul	16:47:23	0.128
594	16-Jul	16:48:23	0.078
595	16-Jul	16:49:23	0.093
596	16-Jul	16:50:23	0.086
597	16-Jul	16:51:23	0.053
598	16-Jul	16:52:23	0.042
599	16-Jul	16:53:23	0.076
600	16-Jul	16:54:23	0.108
601	16-Jul	16:55:23	0.143
602	16-Jul	16:56:23	0.081
603	16-Jul	16:57:23	0.071

17 July, 2009

pDR-1000 S/N: 04476
User ID: EB-1
Tag Number: 02
Number of logged points: 369
Start time and date: 07:02:24 17-Jul
Elapsed time: 06:09:00
Logging period (sec): 60
Calibration Factor (%): 100
Max Display Concentration: 5.696 mg/m³
Time at maximum: 12:34:01 Jul 17
Max STEL Concentration: 0.268 mg/m³
Time at max STEL: 11:18:25 Jul 17
Overall Avg Conc: 0.107 mg/m³

Point	Date	Time	Average Conc. (mg/m³)	Point	Date	Time	Average Conc. (mg/m³)	Point	Date	Time	Average Conc. (mg/m³)
1	17-Jul	07:03:24	0.009	50	17-Jul	07:52:24	0.077	99	17-Jul	08:41:24	0.024
2	17-Jul	07:04:24	0.016	51	17-Jul	07:53:24	0.047	100	17-Jul	08:42:24	0.056
3	17-Jul	07:05:24	0.036	52	17-Jul	07:54:24	0.057	101	17-Jul	08:43:24	0.053
4	17-Jul	07:06:24	0.06	53	17-Jul	07:55:24	0.095	102	17-Jul	08:44:24	0.06
5	17-Jul	07:07:24	0.029	54	17-Jul	07:56:24	0.062	103	17-Jul	08:45:24	0.089
6	17-Jul	07:08:24	0.018	55	17-Jul	07:57:24	0.202	104	17-Jul	08:46:24	0.168
7	17-Jul	07:09:24	0.099	56	17-Jul	07:58:24	0.049	105	17-Jul	08:47:24	0.115
8	17-Jul	07:10:24	0.399	57	17-Jul	07:59:24	0.068	106	17-Jul	08:48:24	0.038
9	17-Jul	07:11:24	0.006	58	17-Jul	08:00:24	0.028	107	17-Jul	08:49:24	0.064
10	17-Jul	07:12:24	0.156	59	17-Jul	08:01:24	0.015	108	17-Jul	08:50:24	0.02
11	17-Jul	07:13:24	0.084	60	17-Jul	08:02:24	0.146	109	17-Jul	08:51:24	0.016
12	17-Jul	07:14:24	0.083	61	17-Jul	08:03:24	0.118	110	17-Jul	08:52:24	0.147
13	17-Jul	07:15:24	0.037	62	17-Jul	08:04:24	0.125	111	17-Jul	08:53:24	0.022
14	17-Jul	07:16:24	0.032	63	17-Jul	08:05:24	0.378	112	17-Jul	08:54:24	0.011
15	17-Jul	07:17:24	0.093	64	17-Jul	08:06:24	0.032	113	17-Jul	08:55:24	0.023
16	17-Jul	07:18:24	0.09	65	17-Jul	08:07:24	0.097	114	17-Jul	08:56:24	0.037
17	17-Jul	07:19:24	0.098	66	17-Jul	08:08:24	0.084	115	17-Jul	08:57:24	0.042
18	17-Jul	07:20:24	0.517	67	17-Jul	08:09:24	0.298	116	17-Jul	08:58:24	0.02
19	17-Jul	07:21:24	0.378	68	17-Jul	08:10:24	0.073	117	17-Jul	08:59:24	0.047
20	17-Jul	07:22:24	0.19	69	17-Jul	08:11:24	0.758	118	17-Jul	09:00:24	0.01
21	17-Jul	07:23:24	0.205	70	17-Jul	08:12:24	0.59	119	17-Jul	09:01:24	0.012
22	17-Jul	07:24:24	0.207	71	17-Jul	08:13:24	0.245	120	17-Jul	09:02:24	0.01
23	17-Jul	07:25:24	0.228	72	17-Jul	08:14:24	0.059	121	17-Jul	09:03:24	0.118
24	17-Jul	07:26:24	0.043	73	17-Jul	08:15:24	0.363	122	17-Jul	09:04:24	0.148
25	17-Jul	07:27:24	0.01	74	17-Jul	08:16:24	0.035	123	17-Jul	09:05:24	0.039
26	17-Jul	07:28:24	0.074	75	17-Jul	08:17:24	0.113	124	17-Jul	09:06:24	1.075
27	17-Jul	07:29:24	0.009	76	17-Jul	08:18:24	0.073	125	17-Jul	09:07:24	0.084
28	17-Jul	07:30:24	0.03	77	17-Jul	08:19:24	0.025	126	17-Jul	09:08:24	0.018
29	17-Jul	07:31:24	0.04	78	17-Jul	08:20:24	0.017	127	17-Jul	09:09:24	0.011
30	17-Jul	07:32:24	0.015	79	17-Jul	08:21:24	0.05	128	17-Jul	09:10:24	0.018
31	17-Jul	07:33:24	0.022	80	17-Jul	08:22:24	0.236	129	17-Jul	09:11:24	0.047
32	17-Jul	07:34:24	0.012	81	17-Jul	08:23:24	0.028	130	17-Jul	09:12:24	0.299
33	17-Jul	07:35:24	0.011	82	17-Jul	08:24:24	0.257	131	17-Jul	09:13:24	0.049
34	17-Jul	07:36:24	0.014	83	17-Jul	08:25:24	0.034	132	17-Jul	09:14:24	0.017
35	17-Jul	07:37:24	0.014	84	17-Jul	08:26:24	0.069	133	17-Jul	09:15:24	0.024
36	17-Jul	07:38:24	0.034	85	17-Jul	08:27:24	0.057	134	17-Jul	09:16:24	0.048
37	17-Jul	07:39:24	0.029	86	17-Jul	08:28:24	0.315	135	17-Jul	09:17:24	0.012
38	17-Jul	07:40:24	0.015	87	17-Jul	08:29:24	0.379	136	17-Jul	09:18:24	0.021
39	17-Jul	07:41:24	0.013	88	17-Jul	08:30:24	0.027	137	17-Jul	09:19:24	0.008
40	17-Jul	07:42:24	0.039	89	17-Jul	08:31:24	0.018	138	17-Jul	09:20:24	0.005
41	17-Jul	07:43:24	0.059	90	17-Jul	08:32:24	0.146	139	17-Jul	09:21:24	0.027
42	17-Jul	07:44:24	0.027	91	17-Jul	08:33:24	0.121	140	17-Jul	09:22:24	0.033
43	17-Jul	07:45:24	0.022	92	17-Jul	08:34:24	0.218	141	17-Jul	09:23:24	0.012
44	17-Jul	07:46:24	0.027	93	17-Jul	08:35:24	0.056	142	17-Jul	09:24:24	0.014
45	17-Jul	07:47:24	0.245	94	17-Jul	08:36:24	0.141	143	17-Jul	09:25:24	0.035
46	17-Jul	07:48:24	0.183	95	17-Jul	08:37:24	0.258	144	17-Jul	09:26:24	0.021
47	17-Jul	07:49:24	0.159	96	17-Jul	08:38:24	0.136	145	17-Jul	09:27:24	0.014
48	17-Jul	07:50:24	0.137	97	17-Jul	08:39:24	0.1	146	17-Jul	09:28:24	0.021
49	17-Jul	07:51:24	0.073	98	17-Jul	08:40:24	0.18	147	17-Jul	09:29:24	0.006

Point	Date	Time	Average Conc. (mg/m³)	Point	Date	Time	Average Conc. (mg/m³)	Point	Date	Time	Average Conc. (mg/m³)
148	17-Jul	09:30:24	0.033	213	17-Jul	10:35:24	0.04	278	17-Jul	11:40:24	0.016
149	17-Jul	09:31:24	0.026	214	17-Jul	10:36:24	0.071	279	17-Jul	11:41:24	0.006
150	17-Jul	09:32:24	0.038	215	17-Jul	10:37:24	0.064	280	17-Jul	11:42:24	0.003
151	17-Jul	09:33:24	0.05	216	17-Jul	10:38:24	0.049	281	17-Jul	11:43:24	0.005
152	17-Jul	09:34:24	0.035	217	17-Jul	10:39:24	0.041	282	17-Jul	11:44:24	0.01
153	17-Jul	09:35:24	0.022	218	17-Jul	10:40:24	0.062	283	17-Jul	11:45:24	0.002
154	17-Jul	09:36:24	0.051	219	17-Jul	10:41:24	0.047	284	17-Jul	11:46:24	0.005
155	17-Jul	09:37:24	0.018	220	17-Jul	10:42:24	0.029	285	17-Jul	11:47:24	0.004
156	17-Jul	09:38:24	0.004	221	17-Jul	10:43:24	0.636	286	17-Jul	11:48:24	0.011
157	17-Jul	09:39:24	0.003	222	17-Jul	10:44:24	0.079	287	17-Jul	11:49:24	0.004
158	17-Jul	09:40:24	0.046	223	17-Jul	10:45:24	0.267	288	17-Jul	11:50:24	0.002
159	17-Jul	09:41:24	0.109	224	17-Jul	10:46:24	0.019	289	17-Jul	11:51:24	0.003
160	17-Jul	09:42:24	0.008	225	17-Jul	10:47:24	0.031	290	17-Jul	11:52:24	0.087
161	17-Jul	09:43:24	0.015	226	17-Jul	10:48:24	0.009	291	17-Jul	11:53:24	0.008
162	17-Jul	09:44:24	0.002	227	17-Jul	10:49:24	0.358	292	17-Jul	11:54:24	0.003
163	17-Jul	09:45:24	0.017	228	17-Jul	10:50:24	0.032	293	17-Jul	11:55:24	0.646
164	17-Jul	09:46:24	0.029	229	17-Jul	10:51:24	0.035	294	17-Jul	11:56:24	0.293
165	17-Jul	09:47:24	0.388	230	17-Jul	10:52:24	0.082	295	17-Jul	11:57:24	0.022
166	17-Jul	09:48:24	0.052	231	17-Jul	10:53:24	0.042	296	17-Jul	11:58:24	0.004
167	17-Jul	09:49:24	0.006	232	17-Jul	10:54:24	0.053	297	17-Jul	11:59:24	0.006
168	17-Jul	09:50:24	0.005	233	17-Jul	10:55:24	0.057	298	17-Jul	12:00:24	0.001
169	17-Jul	09:51:24	0.051	234	17-Jul	10:56:24	0.149	299	17-Jul	12:01:24	0.013
170	17-Jul	09:52:24	0.414	235	17-Jul	10:57:24	0.072	300	17-Jul	12:02:24	0.004
171	17-Jul	09:53:24	0.112	236	17-Jul	10:58:24	0.125	301	17-Jul	12:03:24	0.004
172	17-Jul	09:54:24	0.087	237	17-Jul	10:59:24	0.039	302	17-Jul	12:04:24	0.007
173	17-Jul	09:55:24	0.042	238	17-Jul	11:00:24	0.013	303	17-Jul	12:05:24	0.003
174	17-Jul	09:56:24	0.016	239	17-Jul	11:01:24	0.01	304	17-Jul	12:06:24	0.009
175	17-Jul	09:57:24	0.038	240	17-Jul	11:02:24	0.071	305	17-Jul	12:07:24	0.001
176	17-Jul	09:58:24	0.16	241	17-Jul	11:03:24	0.018	306	17-Jul	12:08:24	0.001
177	17-Jul	09:59:24	0.083	242	17-Jul	11:04:24	0.035	307	17-Jul	12:09:24	0.001
178	17-Jul	10:00:24	0.069	243	17-Jul	11:05:24	0.026	308	17-Jul	12:10:24	0.006
179	17-Jul	10:01:24	0.062	244	17-Jul	11:06:24	0.136	309	17-Jul	12:11:24	0.001
180	17-Jul	10:02:24	0.025	245	17-Jul	11:07:24	0.051	310	17-Jul	12:12:24	0.004
181	17-Jul	10:03:24	0.018	246	17-Jul	11:08:24	0.604	311	17-Jul	12:13:24	0.006
182	17-Jul	10:04:24	0.012	247	17-Jul	11:09:24	0.303	312	17-Jul	12:14:24	0.015
183	17-Jul	10:05:24	0.028	248	17-Jul	11:10:24	0.423	313	17-Jul	12:15:24	0.006
184	17-Jul	10:06:24	0.586	249	17-Jul	11:11:24	0.445	314	17-Jul	12:16:24	0.013
185	17-Jul	10:07:24	0.197	250	17-Jul	11:12:24	1.027	315	17-Jul	12:17:24	0.011
186	17-Jul	10:08:24	0.024	251	17-Jul	11:13:24	0.036	316	17-Jul	12:18:24	0.051
187	17-Jul	10:09:24	0.019	252	17-Jul	11:14:24	0.051	317	17-Jul	12:19:24	0.014
188	17-Jul	10:10:24	0.016	253	17-Jul	11:15:24	0.063	318	17-Jul	12:20:24	0.023
189	17-Jul	10:11:24	0.052	254	17-Jul	11:16:24	0.339	319	17-Jul	12:21:24	0.003
190	17-Jul	10:12:24	0.158	255	17-Jul	11:17:24	0.415	320	17-Jul	12:22:24	0.001
191	17-Jul	10:13:24	0.044	256	17-Jul	11:18:24	0.06	321	17-Jul	12:23:24	0.007
192	17-Jul	10:14:24	0.013	257	17-Jul	11:19:24	0.013	322	17-Jul	12:24:24	0.006
193	17-Jul	10:15:24	0.019	258	17-Jul	11:20:24	0.012	323	17-Jul	12:25:24	0.001
194	17-Jul	10:16:24	0.197	259	17-Jul	11:21:24	0.004	324	17-Jul	12:26:24	0.001
195	17-Jul	10:17:24	0.133	260	17-Jul	11:22:24	0.008	325	17-Jul	12:27:24	0.003
196	17-Jul	10:18:24	0.018	261	17-Jul	11:23:24	0.002	326	17-Jul	12:28:24	0.002
197	17-Jul	10:19:24	0.017	262	17-Jul	11:24:24	0.027	327	17-Jul	12:29:24	0.003
198	17-Jul	10:20:24	0.018	263	17-Jul	11:25:24	0.003	328	17-Jul	12:30:24	0.001
199	17-Jul	10:21:24	0.047	264	17-Jul	11:26:24	0.088	329	17-Jul	12:31:24	0.004
200	17-Jul	10:22:24	0.547	265	17-Jul	11:27:24	0.125	330	17-Jul	12:32:24	0.002
201	17-Jul	10:23:24	0.261	266	17-Jul	11:28:24	0.103	331	17-Jul	12:33:24	0.001
202	17-Jul	10:24:24	0.362	267	17-Jul	11:29:24	0.554	332	17-Jul	12:34:24	0.979
203	17-Jul	10:25:24	0.081	268	17-Jul	11:30:24	0.346	333	17-Jul	12:35:24	0.006
204	17-Jul	10:26:24	0.094	269	17-Jul	11:31:24	0.104	334	17-Jul	12:36:24	0.15
205	17-Jul	10:27:24	0.061	270	17-Jul	11:32:24	0.07	335	17-Jul	12:37:24	0.293
206	17-Jul	10:28:24	0.068	271	17-Jul	11:33:24	0.836	336	17-Jul	12:38:24	0.107
207	17-Jul	10:29:24	0.15	272	17-Jul	11:34:24	0.069	337	17-Jul	12:39:24	1.056
208	17-Jul	10:30:24	0.088	273	17-Jul	11:35:24	0.099	338	17-Jul	12:40:24	0.209
209	17-Jul	10:31:24	0.081	274	17-Jul	11:36:24	0.051	339	17-Jul	12:41:24	0.066
210	17-Jul	10:32:24	0.077	275	17-Jul	11:37:24	0.122	340	17-Jul	12:42:24	0.049
211	17-Jul	10:33:24	0.097	276	17-Jul	11:38:24	0.025	341	17-Jul	12:43:24	0.053
212	17-Jul	10:34:24	0.054	277	17-Jul	11:39:24	0.007	342	17-Jul	12:44:24	0.062

Point	Date	Time	Average Conc. (mg/m^3)
343	17-Jul	12:45:24	0.031
344	17-Jul	12:46:24	0.055
345	17-Jul	12:47:24	0.05
346	17-Jul	12:48:24	0.021
347	17-Jul	12:49:24	0.447
348	17-Jul	12:50:24	0.183
349	17-Jul	12:51:24	0.387
350	17-Jul	12:52:24	0.127
351	17-Jul	12:53:24	0.1
352	17-Jul	12:54:24	0.158
353	17-Jul	12:55:24	0.023
354	17-Jul	12:56:24	0.147
355	17-Jul	12:57:24	0.058
356	17-Jul	12:58:24	0.175
357	17-Jul	12:59:24	0.079
358	17-Jul	13:00:24	0.161
359	17-Jul	13:01:24	0.572
360	17-Jul	13:02:24	0.253
361	17-Jul	13:03:24	0.143
362	17-Jul	13:04:24	0.536
363	17-Jul	13:05:24	0.05
364	17-Jul	13:06:24	0.032
365	17-Jul	13:07:24	0.343
366	17-Jul	13:08:24	0.298
367	17-Jul	13:09:24	0.271
368	17-Jul	13:10:24	0.123
369	17-Jul	13:11:24	0.525

20 July, 2009

pDR-1000 S/N: 05156
User ID: EB-2
Tag Number: 02
Number of logged points: 664
Start time and date: 06:56:11 20-Jul
Elapsed time: 11:04:00
Logging period (sec): 60
Calibration Factor (%): 100
Max Display Concentration: 11.282 mg/m³
Time at maximum: 10:02:00 Jul 20
Max STEL Concentration: 0.239 mg/m³
Time at max STEL: 10:04:42 Jul 20
Overall Avg Conc: 0.096 mg/m³

Point	Date	Time	Average Conc. (mg/m³)	Point	Date	Time	Average Conc. (mg/m³)	Point	Date	Time	Average Conc. (mg/m³)
1	20-Jul	06:57:11	0.028	50	20-Jul	07:46:11	0.074	99	20-Jul	08:35:11	0.008
2	20-Jul	06:58:11	0.07	51	20-Jul	07:47:11	0.067	100	20-Jul	08:36:11	0.051
3	20-Jul	06:59:11	0.021	52	20-Jul	07:48:11	0.042	101	20-Jul	08:37:11	0.067
4	20-Jul	07:00:11	0.02	53	20-Jul	07:49:11	0.036	102	20-Jul	08:38:11	0.026
5	20-Jul	07:01:11	0.022	54	20-Jul	07:50:11	0.032	103	20-Jul	08:39:11	0.661
6	20-Jul	07:02:11	0.133	55	20-Jul	07:51:11	0.129	104	20-Jul	08:40:11	0.085
7	20-Jul	07:03:11	0.072	56	20-Jul	07:52:11	0.042	105	20-Jul	08:41:11	0.078
8	20-Jul	07:04:11	0.46	57	20-Jul	07:53:11	0.065	106	20-Jul	08:42:11	0.039
9	20-Jul	07:05:11	0.506	58	20-Jul	07:54:11	0.04	107	20-Jul	08:43:11	0.043
10	20-Jul	07:06:11	0.048	59	20-Jul	07:55:11	0.011	108	20-Jul	08:44:11	0.029
11	20-Jul	07:07:11	0.11	60	20-Jul	07:56:11	0.023	109	20-Jul	08:45:11	0.042
12	20-Jul	07:08:11	0.101	61	20-Jul	07:57:11	0.012	110	20-Jul	08:46:11	0.06
13	20-Jul	07:09:11	0.045	62	20-Jul	07:58:11	0.012	111	20-Jul	08:47:11	0.019
14	20-Jul	07:10:11	0.271	63	20-Jul	07:59:11	0.046	112	20-Jul	08:48:11	0.009
15	20-Jul	07:11:11	0.406	64	20-Jul	08:00:11	0.015	113	20-Jul	08:49:11	0.047
16	20-Jul	07:12:11	0.097	65	20-Jul	08:01:11	0.014	114	20-Jul	08:50:11	0.02
17	20-Jul	07:13:11	0.052	66	20-Jul	08:02:11	0.023	115	20-Jul	08:51:11	0.01
18	20-Jul	07:14:11	0.137	67	20-Jul	08:03:11	0.059	116	20-Jul	08:52:11	0.05
19	20-Jul	07:15:11	0.12	68	20-Jul	08:04:11	0.072	117	20-Jul	08:53:11	0.086
20	20-Jul	07:16:11	0.146	69	20-Jul	08:05:11	0.07	118	20-Jul	08:54:11	0.051
21	20-Jul	07:17:11	0.272	70	20-Jul	08:06:11	0.054	119	20-Jul	08:55:11	0.036
22	20-Jul	07:18:11	0.113	71	20-Jul	08:07:11	0.176	120	20-Jul	08:56:11	0.017
23	20-Jul	07:19:11	0.224	72	20-Jul	08:08:11	0.059	121	20-Jul	08:57:11	0.017
24	20-Jul	07:20:11	0.186	73	20-Jul	08:09:11	0.06	122	20-Jul	08:58:11	0.015
25	20-Jul	07:21:11	0.16	74	20-Jul	08:10:11	0.082	123	20-Jul	08:59:11	0.011
26	20-Jul	07:22:11	0.082	75	20-Jul	08:11:11	0.026	124	20-Jul	09:00:11	0.021
27	20-Jul	07:23:11	0.114	76	20-Jul	08:12:11	0.246	125	20-Jul	09:01:11	0.007
28	20-Jul	07:24:11	0.112	77	20-Jul	08:13:11	0.452	126	20-Jul	09:02:11	0.014
29	20-Jul	07:25:11	0.113	78	20-Jul	08:14:11	0.117	127	20-Jul	09:03:11	0.061
30	20-Jul	07:26:11	0.094	79	20-Jul	08:15:11	0.107	128	20-Jul	09:04:11	0.085
31	20-Jul	07:27:11	0.096	80	20-Jul	08:16:11	0.286	129	20-Jul	09:05:11	0.055
32	20-Jul	07:28:11	0.096	81	20-Jul	08:17:11	0.053	130	20-Jul	09:06:11	0.025
33	20-Jul	07:29:11	0.123	82	20-Jul	08:18:11	0.037	131	20-Jul	09:07:11	0.018
34	20-Jul	07:30:11	0.092	83	20-Jul	08:19:11	0.017	132	20-Jul	09:08:11	0.007
35	20-Jul	07:31:11	0.104	84	20-Jul	08:20:11	0.056	133	20-Jul	09:09:11	0.014
36	20-Jul	07:32:11	0.533	85	20-Jul	08:21:11	0.04	134	20-Jul	09:10:11	0.026
37	20-Jul	07:33:11	0.116	86	20-Jul	08:22:11	0.016	135	20-Jul	09:11:11	0.018
38	20-Jul	07:34:11	0.107	87	20-Jul	08:23:11	0.011	136	20-Jul	09:12:11	0.021
39	20-Jul	07:35:11	0.163	88	20-Jul	08:24:11	0.01	137	20-Jul	09:13:11	0.034
40	20-Jul	07:36:11	0.108	89	20-Jul	08:25:11	0.01	138	20-Jul	09:14:11	0.031
41	20-Jul	07:37:11	0.05	90	20-Jul	08:26:11	0.034	139	20-Jul	09:15:11	0.034
42	20-Jul	07:38:11	0.083	91	20-Jul	08:27:11	0.261	140	20-Jul	09:16:11	0.017
43	20-Jul	07:39:11	0.084	92	20-Jul	08:28:11	0.067	141	20-Jul	09:17:11	0.01
44	20-Jul	07:40:11	0.075	93	20-Jul	08:29:11	0.027	142	20-Jul	09:18:11	0.047
45	20-Jul	07:41:11	0.308	94	20-Jul	08:30:11	1.784	143	20-Jul	09:19:11	1.89
46	20-Jul	07:42:11	0.036	95	20-Jul	08:31:11	0.03	144	20-Jul	09:20:11	0.005
47	20-Jul	07:43:11	0.172	96	20-Jul	08:32:11	0.032	145	20-Jul	09:21:11	0.004
48	20-Jul	07:44:11	0.084	97	20-Jul	08:33:11	0.013	146	20-Jul	09:22:11	0.006
49	20-Jul	07:45:11	0.068	98	20-Jul	08:34:11	0.046	147	20-Jul	09:23:11	0.005

Point	Date	Time	Average Conc. (mg/m³)	Point	Date	Time	Average Conc. (mg/m³)	Point	Date	Time	Average Conc. (mg/m³)
148	20-Jul	09:24:11	0.022	213	20-Jul	10:29:11	0.006	278	20-Jul	11:34:11	0.007
149	20-Jul	09:25:11	0.016	214	20-Jul	10:30:11	0.007	279	20-Jul	11:35:11	0.007
150	20-Jul	09:26:11	0.105	215	20-Jul	10:31:11	0.01	280	20-Jul	11:36:11	0.008
151	20-Jul	09:27:11	0.068	216	20-Jul	10:32:11	0.056	281	20-Jul	11:37:11	0.022
152	20-Jul	09:28:11	0.016	217	20-Jul	10:33:11	0.04	282	20-Jul	11:38:11	0.013
153	20-Jul	09:29:11	0.3	218	20-Jul	10:34:11	0.014	283	20-Jul	11:39:11	0.008
154	20-Jul	09:30:11	0.38	219	20-Jul	10:35:11	0.031	284	20-Jul	11:40:11	0.008
155	20-Jul	09:31:11	0.591	220	20-Jul	10:36:11	0.036	285	20-Jul	11:41:11	0.02
156	20-Jul	09:32:11	0.02	221	20-Jul	10:37:11	0.006	286	20-Jul	11:42:11	0.012
157	20-Jul	09:33:11	0.014	222	20-Jul	10:38:11	0.006	287	20-Jul	11:43:11	0.019
158	20-Jul	09:34:11	0.01	223	20-Jul	10:39:11	0.006	288	20-Jul	11:44:11	0.013
159	20-Jul	09:35:11	0.012	224	20-Jul	10:40:11	0.007	289	20-Jul	11:45:11	0.773
160	20-Jul	09:36:11	0.029	225	20-Jul	10:41:11	0.034	290	20-Jul	11:46:11	0.082
161	20-Jul	09:37:11	0.231	226	20-Jul	10:42:11	0.008	291	20-Jul	11:47:11	0.405
162	20-Jul	09:38:11	0.091	227	20-Jul	10:43:11	0.005	292	20-Jul	11:48:11	0.193
163	20-Jul	09:39:11	0.006	228	20-Jul	10:44:11	0.005	293	20-Jul	11:49:11	0.039
164	20-Jul	09:40:11	0.258	229	20-Jul	10:45:11	0.012	294	20-Jul	11:50:11	0.021
165	20-Jul	09:41:11	0.515	230	20-Jul	10:46:11	0.039	295	20-Jul	11:51:11	0.058
166	20-Jul	09:42:11	0.026	231	20-Jul	10:47:11	0.015	296	20-Jul	11:52:11	0.578
167	20-Jul	09:43:11	0.02	232	20-Jul	10:48:11	0.027	297	20-Jul	11:53:11	0.081
168	20-Jul	09:44:11	0.008	233	20-Jul	10:49:11	0.011	298	20-Jul	11:54:11	0.023
169	20-Jul	09:45:11	0.116	234	20-Jul	10:50:11	0.741	299	20-Jul	11:55:11	0.009
170	20-Jul	09:46:11	0.044	235	20-Jul	10:51:11	0.019	300	20-Jul	11:56:11	0.009
171	20-Jul	09:47:11	0.042	236	20-Jul	10:52:11	0.006	301	20-Jul	11:57:11	0.11
172	20-Jul	09:48:11	0.136	237	20-Jul	10:53:11	0.011	302	20-Jul	11:58:11	0.015
173	20-Jul	09:49:11	0.01	238	20-Jul	10:54:11	0.016	303	20-Jul	11:59:11	0.013
174	20-Jul	09:50:11	0.028	239	20-Jul	10:55:11	0.529	304	20-Jul	12:00:11	0.011
175	20-Jul	09:51:11	0.419	240	20-Jul	10:56:11	0.094	305	20-Jul	12:01:11	0.011
176	20-Jul	09:52:11	0.016	241	20-Jul	10:57:11	0.009	306	20-Jul	12:02:11	0.011
177	20-Jul	09:53:11	0.358	242	20-Jul	10:58:11	0.141	307	20-Jul	12:03:11	0.074
178	20-Jul	09:54:11	0.063	243	20-Jul	10:59:11	0.005	308	20-Jul	12:04:11	0.027
179	20-Jul	09:55:11	0.006	244	20-Jul	11:00:11	0.461	309	20-Jul	12:05:11	0.014
180	20-Jul	09:56:11	0.067	245	20-Jul	11:01:11	1.018	310	20-Jul	12:06:11	0.007
181	20-Jul	09:57:11	0.01	246	20-Jul	11:02:11	0.069	311	20-Jul	12:07:11	0.006
182	20-Jul	09:58:11	0.023	247	20-Jul	11:03:11	0.094	312	20-Jul	12:08:11	0.006
183	20-Jul	09:59:11	0.004	248	20-Jul	11:04:11	0.032	313	20-Jul	12:09:11	0.007
184	20-Jul	10:00:11	0.009	249	20-Jul	11:05:11	0.008	314	20-Jul	12:10:11	0.008
185	20-Jul	10:01:11	0.011	250	20-Jul	11:06:11	0.004	315	20-Jul	12:11:11	0.006
186	20-Jul	10:02:11	1.95	251	20-Jul	11:07:11	0.009	316	20-Jul	12:12:11	0.006
187	20-Jul	10:03:11	0.511	252	20-Jul	11:08:11	0.006	317	20-Jul	12:13:11	0.006
188	20-Jul	10:04:11	0.099	253	20-Jul	11:09:11	0.008	318	20-Jul	12:14:11	0.007
189	20-Jul	10:05:11	0.032	254	20-Jul	11:10:11	0.005	319	20-Jul	12:15:11	0.007
190	20-Jul	10:06:11	0.026	255	20-Jul	11:11:11	0.006	320	20-Jul	12:16:11	0.007
191	20-Jul	10:07:11	0.02	256	20-Jul	11:12:11	0.013	321	20-Jul	12:17:11	0.006
192	20-Jul	10:08:11	0.044	257	20-Jul	11:13:11	0.008	322	20-Jul	12:18:11	0.007
193	20-Jul	10:09:11	0.017	258	20-Jul	11:14:11	0.005	323	20-Jul	12:19:11	0.008
194	20-Jul	10:10:11	0.02	259	20-Jul	11:15:11	0.006	324	20-Jul	12:20:11	0.007
195	20-Jul	10:11:11	0.695	260	20-Jul	11:16:11	0.006	325	20-Jul	12:21:11	0.006
196	20-Jul	10:12:11	0.072	261	20-Jul	11:17:11	0.01	326	20-Jul	12:22:11	0.008
197	20-Jul	10:13:11	0.036	262	20-Jul	11:18:11	0.037	327	20-Jul	12:23:11	0.011
198	20-Jul	10:14:11	0.014	263	20-Jul	11:19:11	0.014	328	20-Jul	12:24:11	0.011
199	20-Jul	10:15:11	0.01	264	20-Jul	11:20:11	0.343	329	20-Jul	12:25:11	0.008
200	20-Jul	10:16:11	0.014	265	20-Jul	11:21:11	0.303	330	20-Jul	12:26:11	0.007
201	20-Jul	10:17:11	0.011	266	20-Jul	11:22:11	0.067	331	20-Jul	12:27:11	0.006
202	20-Jul	10:18:11	0.005	267	20-Jul	11:23:11	0.029	332	20-Jul	12:28:11	0.487
203	20-Jul	10:19:11	0.006	268	20-Jul	11:24:11	0.007	333	20-Jul	12:29:11	0.147
204	20-Jul	10:20:11	0.005	269	20-Jul	11:25:11	0.009	334	20-Jul	12:30:11	0.041
205	20-Jul	10:21:11	0.243	270	20-Jul	11:26:11	0.014	335	20-Jul	12:31:11	0.009
206	20-Jul	10:22:11	0.114	271	20-Jul	11:27:11	0.008	336	20-Jul	12:32:11	0.253
207	20-Jul	10:23:11	0.089	272	20-Jul	11:28:11	0.011	337	20-Jul	12:33:11	0.019
208	20-Jul	10:24:11	0.036	273	20-Jul	11:29:11	0.013	338	20-Jul	12:34:11	0.377
209	20-Jul	10:25:11	0.007	274	20-Jul	11:30:11	0.015	339	20-Jul	12:35:11	0.137
210	20-Jul	10:26:11	0.008	275	20-Jul	11:31:11	0.007	340	20-Jul	12:36:11	0.035
211	20-Jul	10:27:11	0.007	276	20-Jul	11:32:11	0.009	341	20-Jul	12:37:11	0.023
212	20-Jul	10:28:11	0.009	277	20-Jul	11:33:11	0.022	342	20-Jul	12:38:11	0.06

Point	Date	Time	Average Conc. (mg/m³)	Point	Date	Time	Average Conc. (mg/m³)	Point	Date	Time	Average Conc. (mg/m³)
343	20-Jul	12:39:11	0.326	408	20-Jul	13:44:11	0.093	473	20-Jul	14:49:11	0.066
344	20-Jul	12:40:11	0.171	409	20-Jul	13:45:11	0.068	474	20-Jul	14:50:11	0.071
345	20-Jul	12:41:11	0.304	410	20-Jul	13:46:11	0.037	475	20-Jul	14:51:11	0.104
346	20-Jul	12:42:11	0.055	411	20-Jul	13:47:11	0.374	476	20-Jul	14:52:11	0.113
347	20-Jul	12:43:11	0.045	412	20-Jul	13:48:11	0.149	477	20-Jul	14:53:11	0.051
348	20-Jul	12:44:11	0.022	413	20-Jul	13:49:11	0.098	478	20-Jul	14:54:11	0.083
349	20-Jul	12:45:11	0.018	414	20-Jul	13:50:11	0.132	479	20-Jul	14:55:11	0.065
350	20-Jul	12:46:11	0.088	415	20-Jul	13:51:11	0.103	480	20-Jul	14:56:11	0.066
351	20-Jul	12:47:11	0.078	416	20-Jul	13:52:11	0.051	481	20-Jul	14:57:11	0.1
352	20-Jul	12:48:11	0.029	417	20-Jul	13:53:11	0.254	482	20-Jul	14:58:11	0.079
353	20-Jul	12:49:11	0.013	418	20-Jul	13:54:11	0.076	483	20-Jul	14:59:11	0.036
354	20-Jul	12:50:11	0.114	419	20-Jul	13:55:11	0.075	484	20-Jul	15:00:11	0.039
355	20-Jul	12:51:11	0.105	420	20-Jul	13:56:11	0.02	485	20-Jul	15:01:11	0.012
356	20-Jul	12:52:11	0.092	421	20-Jul	13:57:11	0.009	486	20-Jul	15:02:11	0.263
357	20-Jul	12:53:11	0.017	422	20-Jul	13:58:11	0.005	487	20-Jul	15:03:11	0.082
358	20-Jul	12:54:11	0.051	423	20-Jul	13:59:11	0.018	488	20-Jul	15:04:11	0.07
359	20-Jul	12:55:11	0.025	424	20-Jul	14:00:11	0.077	489	20-Jul	15:05:11	0.09
360	20-Jul	12:56:11	0.035	425	20-Jul	14:01:11	0.202	490	20-Jul	15:06:11	0.057
361	20-Jul	12:57:11	0.094	426	20-Jul	14:02:11	0.155	491	20-Jul	15:07:11	0.07
362	20-Jul	12:58:11	0.038	427	20-Jul	14:03:11	0.107	492	20-Jul	15:08:11	0.574
363	20-Jul	12:59:11	0.023	428	20-Jul	14:04:11	0.108	493	20-Jul	15:09:11	0.066
364	20-Jul	13:00:11	0.019	429	20-Jul	14:05:11	0.064	494	20-Jul	15:10:11	0.065
365	20-Jul	13:01:11	0.044	430	20-Jul	14:06:11	0.02	495	20-Jul	15:11:11	0.07
366	20-Jul	13:02:11	0.134	431	20-Jul	14:07:11	0.021	496	20-Jul	15:12:11	0.052
367	20-Jul	13:03:11	0.058	432	20-Jul	14:08:11	0.018	497	20-Jul	15:13:11	0.096
368	20-Jul	13:04:11	1.134	433	20-Jul	14:09:11	0.034	498	20-Jul	15:14:11	0.028
369	20-Jul	13:05:11	0.032	434	20-Jul	14:10:11	0.073	499	20-Jul	15:15:11	0.045
370	20-Jul	13:06:11	0.029	435	20-Jul	14:11:11	0.051	500	20-Jul	15:16:11	0.055
371	20-Jul	13:07:11	0.256	436	20-Jul	14:12:11	0.016	501	20-Jul	15:17:11	0.057
372	20-Jul	13:08:11	0.163	437	20-Jul	14:13:11	0.205	502	20-Jul	15:18:11	0.061
373	20-Jul	13:09:11	0.1	438	20-Jul	14:14:11	0.146	503	20-Jul	15:19:11	0.047
374	20-Jul	13:10:11	0.066	439	20-Jul	14:15:11	0.118	504	20-Jul	15:20:11	0.043
375	20-Jul	13:11:11	0.071	440	20-Jul	14:16:11	0.173	505	20-Jul	15:21:11	0.039
376	20-Jul	13:12:11	0.057	441	20-Jul	14:17:11	0.019	506	20-Jul	15:22:11	0.114
377	20-Jul	13:13:11	0.128	442	20-Jul	14:18:11	0.012	507	20-Jul	15:23:11	0.063
378	20-Jul	13:14:11	0.065	443	20-Jul	14:19:11	0.008	508	20-Jul	15:24:11	0.099
379	20-Jul	13:15:11	0.097	444	20-Jul	14:20:11	0.008	509	20-Jul	15:25:11	0.097
380	20-Jul	13:16:11	0.139	445	20-Jul	14:21:11	0.009	510	20-Jul	15:26:11	0.059
381	20-Jul	13:17:11	0.117	446	20-Jul	14:22:11	0.01	511	20-Jul	15:27:11	0.108
382	20-Jul	13:18:11	0.11	447	20-Jul	14:23:11	0.014	512	20-Jul	15:28:11	0.099
383	20-Jul	13:19:11	0.072	448	20-Jul	14:24:11	0.009	513	20-Jul	15:29:11	0.084
384	20-Jul	13:20:11	0.132	449	20-Jul	14:25:11	0.006	514	20-Jul	15:30:11	0.081
385	20-Jul	13:21:11	0.087	450	20-Jul	14:26:11	0.006	515	20-Jul	15:31:11	0.128
386	20-Jul	13:22:11	0.132	451	20-Jul	14:27:11	0.01	516	20-Jul	15:32:11	0.055
387	20-Jul	13:23:11	0.108	452	20-Jul	14:28:11	0.353	517	20-Jul	15:33:11	0.057
388	20-Jul	13:24:11	0.084	453	20-Jul	14:29:11	0.148	518	20-Jul	15:34:11	0.107
389	20-Jul	13:25:11	0.116	454	20-Jul	14:30:11	0.079	519	20-Jul	15:35:11	0.07
390	20-Jul	13:26:11	0.06	455	20-Jul	14:31:11	0.094	520	20-Jul	15:36:11	0.084
391	20-Jul	13:27:11	0.029	456	20-Jul	14:32:11	0.048	521	20-Jul	15:37:11	0.143
392	20-Jul	13:28:11	0.026	457	20-Jul	14:33:11	0.005	522	20-Jul	15:38:11	0.228
393	20-Jul	13:29:11	0.354	458	20-Jul	14:34:11	0.008	523	20-Jul	15:39:11	0.125
394	20-Jul	13:30:11	0.205	459	20-Jul	14:35:11	0.005	524	20-Jul	15:40:11	0.513
395	20-Jul	13:31:11	0.049	460	20-Jul	14:36:11	0.007	525	20-Jul	15:41:11	0.136
396	20-Jul	13:32:11	0.145	461	20-Jul	14:37:11	0.007	526	20-Jul	15:42:11	0.071
397	20-Jul	13:33:11	0.116	462	20-Jul	14:38:11	0.115	527	20-Jul	15:43:11	0.059
398	20-Jul	13:34:11	0.101	463	20-Jul	14:39:11	0.089	528	20-Jul	15:44:11	0.026
399	20-Jul	13:35:11	0.142	464	20-Jul	14:40:11	0.155	529	20-Jul	15:45:11	0.016
400	20-Jul	13:36:11	0.228	465	20-Jul	14:41:11	0.076	530	20-Jul	15:46:11	0.029
401	20-Jul	13:37:11	0.113	466	20-Jul	14:42:11	0.353	531	20-Jul	15:47:11	0.033
402	20-Jul	13:38:11	0.11	467	20-Jul	14:43:11	0.093	532	20-Jul	15:48:11	0.201
403	20-Jul	13:39:11	0.108	468	20-Jul	14:44:11	0.151	533	20-Jul	15:49:11	0.351
404	20-Jul	13:40:11	0.134	469	20-Jul	14:45:11	0.137	534	20-Jul	15:50:11	0.2
405	20-Jul	13:41:11	0.154	470	20-Jul	14:46:11	0.106	535	20-Jul	15:51:11	0.09
406	20-Jul	13:42:11	0.18	471	20-Jul	14:47:11	0.043	536	20-Jul	15:52:11	0.446
407	20-Jul	13:43:11	0.108	472	20-Jul	14:48:11	0.025	537	20-Jul	15:53:11	0.176

Point	Date	Time	Average Conc. (mg/m³)	Point	Date	Time	Average Conc. (mg/m³)
538	20-Jul	15:54:11	0.053	603	20-Jul	16:59:11	0.218
539	20-Jul	15:55:11	0.058	604	20-Jul	17:00:11	0.169
540	20-Jul	15:56:11	0.026	605	20-Jul	17:01:11	0.087
541	20-Jul	15:57:11	0.022	606	20-Jul	17:02:11	0.035
542	20-Jul	15:58:11	0.017	607	20-Jul	17:03:11	0.058
543	20-Jul	15:59:11	0.012	608	20-Jul	17:04:11	0.063
544	20-Jul	16:00:11	0.024	609	20-Jul	17:05:11	0.036
545	20-Jul	16:01:11	0.046	610	20-Jul	17:06:11	0.049
546	20-Jul	16:02:11	0.053	611	20-Jul	17:07:11	0.094
547	20-Jul	16:03:11	0.094	612	20-Jul	17:08:11	0.156
548	20-Jul	16:04:11	0.101	613	20-Jul	17:09:11	0.054
549	20-Jul	16:05:11	0.123	614	20-Jul	17:10:11	0.021
550	20-Jul	16:06:11	0.099	615	20-Jul	17:11:11	0.014
551	20-Jul	16:07:11	0.057	616	20-Jul	17:12:11	0.014
552	20-Jul	16:08:11	0.037	617	20-Jul	17:13:11	0.044
553	20-Jul	16:09:11	0.046	618	20-Jul	17:14:11	0.071
554	20-Jul	16:10:11	0.058	619	20-Jul	17:15:11	0.069
555	20-Jul	16:11:11	0.018	620	20-Jul	17:16:11	0.07
556	20-Jul	16:12:11	0.015	621	20-Jul	17:17:11	0.066
557	20-Jul	16:13:11	0.075	622	20-Jul	17:18:11	0.069
558	20-Jul	16:14:11	0.046	623	20-Jul	17:19:11	0.076
559	20-Jul	16:15:11	0.027	624	20-Jul	17:20:11	0.068
560	20-Jul	16:16:11	0.036	625	20-Jul	17:21:11	0.192
561	20-Jul	16:17:11	0.024	626	20-Jul	17:22:11	0.115
562	20-Jul	16:18:11	0.038	627	20-Jul	17:23:11	0.076
563	20-Jul	16:19:11	0.074	628	20-Jul	17:24:11	0.085
564	20-Jul	16:20:11	0.07	629	20-Jul	17:25:11	0.042
565	20-Jul	16:21:11	0.085	630	20-Jul	17:26:11	0.365
566	20-Jul	16:22:11	0.07	631	20-Jul	17:27:11	0.045
567	20-Jul	16:23:11	0.1	632	20-Jul	17:28:11	0.081
568	20-Jul	16:24:11	0.024	633	20-Jul	17:29:11	0.077
569	20-Jul	16:25:11	0.024	634	20-Jul	17:30:11	0.061
570	20-Jul	16:26:11	0.013	635	20-Jul	17:31:11	0.176
571	20-Jul	16:27:11	0.013	636	20-Jul	17:32:11	0.032
572	20-Jul	16:28:11	0.011	637	20-Jul	17:33:11	0.028
573	20-Jul	16:29:11	0.044	638	20-Jul	17:34:11	0.014
574	20-Jul	16:30:11	0.039	639	20-Jul	17:35:11	0.013
575	20-Jul	16:31:11	0.053	640	20-Jul	17:36:11	0.007
576	20-Jul	16:32:11	0.029	641	20-Jul	17:37:11	0.007
577	20-Jul	16:33:11	0.067	642	20-Jul	17:38:11	0.015
578	20-Jul	16:34:11	0.047	643	20-Jul	17:39:11	0.012
579	20-Jul	16:35:11	0.055	644	20-Jul	17:40:11	0.141
580	20-Jul	16:36:11	0.066	645	20-Jul	17:41:11	0.019
581	20-Jul	16:37:11	0.086	646	20-Jul	17:42:11	0.005
582	20-Jul	16:38:11	0.158	647	20-Jul	17:43:11	0.083
583	20-Jul	16:39:11	0.146	648	20-Jul	17:44:11	0.061
584	20-Jul	16:40:11	0.207	649	20-Jul	17:45:11	0.211
585	20-Jul	16:41:11	0.224	650	20-Jul	17:46:11	0.064
586	20-Jul	16:42:11	0.282	651	20-Jul	17:47:11	0.106
587	20-Jul	16:43:11	0.269	652	20-Jul	17:48:11	0.059
588	20-Jul	16:44:11	0.248	653	20-Jul	17:49:11	0.147
589	20-Jul	16:45:11	0.225	654	20-Jul	17:50:11	0.172
590	20-Jul	16:46:11	0.144	655	20-Jul	17:51:11	0.132
591	20-Jul	16:47:11	0.03	656	20-Jul	17:52:11	0.159
592	20-Jul	16:48:11	0.096	657	20-Jul	17:53:11	0.152
593	20-Jul	16:49:11	0.062	658	20-Jul	17:54:11	0.254
594	20-Jul	16:50:11	0.074	659	20-Jul	17:55:11	0.264
595	20-Jul	16:51:11	0.079	660	20-Jul	17:56:11	0.109
596	20-Jul	16:52:11	0.081	661	20-Jul	17:57:11	0.162
597	20-Jul	16:53:11	0.086	662	20-Jul	17:58:11	0.047
598	20-Jul	16:54:11	0.054	663	20-Jul	17:59:11	0.136
599	20-Jul	16:55:11	0.033	664	20-Jul	18:00:11	0.045
600	20-Jul	16:56:11	0.066				
601	20-Jul	16:57:11	0.04				
602	20-Jul	16:58:11	0.291				

21 July, 2009

pDR-1000 S/N: 04476
User ID: EB-1
Tag Number: 01
Number of logged points: 624
Start time and date: 07:06:16 21-Jul
Elapsed time: 10:24:00
Logging period (sec): 60
Calibration Factor (%): 100
Max Display Concentration: 3.719 mg/m³
Time at maximum: 15:09:15 Jul 21
Max STEL Concentration: 0.331 mg/m³
Time at max STEL: 13:12:47 Jul 21
Overall Avg Conc: 0.110 mg/m³

Point	Date	Time	Average Conc. (mg/m³)	Point	Date	Time	Average Conc. (mg/m³)	Point	Date	Time	Average Conc. (mg/m³)
1	21-Jul	07:07:16	0.026	50	21-Jul	07:56:16	0.335	99	21-Jul	08:45:16	0.031
2	21-Jul	07:08:16	0.079	51	21-Jul	07:57:16	0.068	100	21-Jul	08:46:16	0.013
3	21-Jul	07:09:16	0.048	52	21-Jul	07:58:16	0.058	101	21-Jul	08:47:16	0.031
4	21-Jul	07:10:16	0.061	53	21-Jul	07:59:16	0.043	102	21-Jul	08:48:16	0.058
5	21-Jul	07:11:16	0.016	54	21-Jul	08:00:16	0.015	103	21-Jul	08:49:16	0.023
6	21-Jul	07:12:16	0.014	55	21-Jul	08:01:16	0.015	104	21-Jul	08:50:16	0.015
7	21-Jul	07:13:16	0.1	56	21-Jul	08:02:16	0.017	105	21-Jul	08:51:16	0.016
8	21-Jul	07:14:16	0.048	57	21-Jul	08:03:16	0.165	106	21-Jul	08:52:16	0.022
9	21-Jul	07:15:16	0.015	58	21-Jul	08:04:16	0.02	107	21-Jul	08:53:16	0.036
10	21-Jul	07:16:16	0.015	59	21-Jul	08:05:16	0.455	108	21-Jul	08:54:16	0.023
11	21-Jul	07:17:16	0.3	60	21-Jul	08:06:16	0.233	109	21-Jul	08:55:16	0.02
12	21-Jul	07:18:16	0.174	61	21-Jul	08:07:16	0.277	110	21-Jul	08:56:16	0.021
13	21-Jul	07:19:16	0.233	62	21-Jul	08:08:16	0.645	111	21-Jul	08:57:16	0.021
14	21-Jul	07:20:16	0.15	63	21-Jul	08:09:16	0.08	112	21-Jul	08:58:16	0.015
15	21-Jul	07:21:16	0.202	64	21-Jul	08:10:16	0.086	113	21-Jul	08:59:16	0.015
16	21-Jul	07:22:16	0.073	65	21-Jul	08:11:16	0.046	114	21-Jul	09:00:16	0.015
17	21-Jul	07:23:16	0.065	66	21-Jul	08:12:16	0.017	115	21-Jul	09:01:16	0.022
18	21-Jul	07:24:16	0.064	67	21-Jul	08:13:16	0.018	116	21-Jul	09:02:16	0.023
19	21-Jul	07:25:16	0.217	68	21-Jul	08:14:16	0.014	117	21-Jul	09:03:16	0.013
20	21-Jul	07:26:16	0.181	69	21-Jul	08:15:16	0.024	118	21-Jul	09:04:16	0.013
21	21-Jul	07:27:16	0.455	70	21-Jul	08:16:16	0.027	119	21-Jul	09:05:16	0.017
22	21-Jul	07:28:16	0.169	71	21-Jul	08:17:16	0.024	120	21-Jul	09:06:16	0.034
23	21-Jul	07:29:16	0.119	72	21-Jul	08:18:16	0.018	121	21-Jul	09:07:16	0.017
24	21-Jul	07:30:16	0.164	73	21-Jul	08:19:16	0.012	122	21-Jul	09:08:16	0.035
25	21-Jul	07:31:16	0.224	74	21-Jul	08:20:16	0.119	123	21-Jul	09:09:16	0.017
26	21-Jul	07:32:16	0.158	75	21-Jul	08:21:16	0.095	124	21-Jul	09:10:16	0.013
27	21-Jul	07:33:16	0.443	76	21-Jul	08:22:16	0.062	125	21-Jul	09:11:16	0.015
28	21-Jul	07:34:16	0.379	77	21-Jul	08:23:16	0.022	126	21-Jul	09:12:16	0.016
29	21-Jul	07:35:16	0.258	78	21-Jul	08:24:16	0.015	127	21-Jul	09:13:16	0.018
30	21-Jul	07:36:16	0.216	79	21-Jul	08:25:16	0.013	128	21-Jul	09:14:16	0.021
31	21-Jul	07:37:16	0.113	80	21-Jul	08:26:16	0.028	129	21-Jul	09:15:16	0.017
32	21-Jul	07:38:16	0.167	81	21-Jul	08:27:16	0.015	130	21-Jul	09:16:16	0.025
33	21-Jul	07:39:16	0.225	82	21-Jul	08:28:16	0.014	131	21-Jul	09:17:16	0.135
34	21-Jul	07:40:16	0.081	83	21-Jul	08:29:16	0.012	132	21-Jul	09:18:16	0.207
35	21-Jul	07:41:16	0.082	84	21-Jul	08:30:16	0.042	133	21-Jul	09:19:16	0.081
36	21-Jul	07:42:16	0.052	85	21-Jul	08:31:16	0.014	134	21-Jul	09:20:16	0.05
37	21-Jul	07:43:16	0.09	86	21-Jul	08:32:16	0.012	135	21-Jul	09:21:16	0.054
38	21-Jul	07:44:16	0.072	87	21-Jul	08:33:16	0.293	136	21-Jul	09:22:16	0.081
39	21-Jul	07:45:16	0.054	88	21-Jul	08:34:16	0.186	137	21-Jul	09:23:16	0.063
40	21-Jul	07:46:16	0.037	89	21-Jul	08:35:16	0.051	138	21-Jul	09:24:16	0.088
41	21-Jul	07:47:16	0.034	90	21-Jul	08:36:16	0.044	139	21-Jul	09:25:16	0.028
42	21-Jul	07:48:16	0.024	91	21-Jul	08:37:16	0.031	140	21-Jul	09:26:16	0.014
43	21-Jul	07:49:16	0.017	92	21-Jul	08:38:16	0.043	141	21-Jul	09:27:16	0.013
44	21-Jul	07:50:16	0.019	93	21-Jul	08:39:16	0.075	142	21-Jul	09:28:16	0.095
45	21-Jul	07:51:16	0.02	94	21-Jul	08:40:16	0.073	143	21-Jul	09:29:16	0.25
46	21-Jul	07:52:16	0.053	95	21-Jul	08:41:16	0.125	144	21-Jul	09:30:16	0.228
47	21-Jul	07:53:16	0.026	96	21-Jul	08:42:16	0.047	145	21-Jul	09:31:16	0.137
48	21-Jul	07:54:16	0.201	97	21-Jul	08:43:16	0.03	146	21-Jul	09:32:16	0.108
49	21-Jul	07:55:16	0.355	98	21-Jul	08:44:16	0.102	147	21-Jul	09:33:16	0.456

Point	Date	Time	Average Conc. (mg/m³)	Point	Date	Time	Average Conc. (mg/m³)	Point	Date	Time	Average Conc. (mg/m³)
148	21-Jul	09:34:16	0.944	213	21-Jul	10:39:16	0.017	278	21-Jul	11:44:16	0.224
149	21-Jul	09:35:16	0.145	214	21-Jul	10:40:16	0.022	279	21-Jul	11:45:16	0.063
150	21-Jul	09:36:16	0.035	215	21-Jul	10:41:16	0.015	280	21-Jul	11:46:16	0.035
151	21-Jul	09:37:16	0.019	216	21-Jul	10:42:16	0.105	281	21-Jul	11:47:16	0.041
152	21-Jul	09:38:16	0.018	217	21-Jul	10:43:16	0.756	282	21-Jul	11:48:16	0.022
153	21-Jul	09:39:16	0.018	218	21-Jul	10:44:16	0.285	283	21-Jul	11:49:16	0.021
154	21-Jul	09:40:16	0.013	219	21-Jul	10:45:16	0.293	284	21-Jul	11:50:16	0.094
155	21-Jul	09:41:16	0.014	220	21-Jul	10:46:16	0.398	285	21-Jul	11:51:16	0.247
156	21-Jul	09:42:16	0.018	221	21-Jul	10:47:16	0.356	286	21-Jul	11:52:16	0.159
157	21-Jul	09:43:16	0.015	222	21-Jul	10:48:16	0.381	287	21-Jul	11:53:16	0.195
158	21-Jul	09:44:16	0.014	223	21-Jul	10:49:16	0.544	288	21-Jul	11:54:16	0.066
159	21-Jul	09:45:16	0.02	224	21-Jul	10:50:16	0.505	289	21-Jul	11:55:16	0.077
160	21-Jul	09:46:16	0.019	225	21-Jul	10:51:16	0.156	290	21-Jul	11:56:16	0.097
161	21-Jul	09:47:16	0.022	226	21-Jul	10:52:16	0.016	291	21-Jul	11:57:16	0.102
162	21-Jul	09:48:16	0.027	227	21-Jul	10:53:16	0.034	292	21-Jul	11:58:16	0.026
163	21-Jul	09:49:16	0.014	228	21-Jul	10:54:16	0.017	293	21-Jul	11:59:16	0.025
164	21-Jul	09:50:16	0.014	229	21-Jul	10:55:16	0.011	294	21-Jul	12:00:16	0.021
165	21-Jul	09:51:16	0.026	230	21-Jul	10:56:16	0.268	295	21-Jul	12:01:16	0.032
166	21-Jul	09:52:16	0.019	231	21-Jul	10:57:16	0.229	296	21-Jul	12:02:16	0.015
167	21-Jul	09:53:16	0.02	232	21-Jul	10:58:16	0.157	297	21-Jul	12:03:16	0.015
168	21-Jul	09:54:16	0.031	233	21-Jul	10:59:16	0.018	298	21-Jul	12:04:16	0.009
169	21-Jul	09:55:16	0.016	234	21-Jul	11:00:16	0.233	299	21-Jul	12:05:16	0.036
170	21-Jul	09:56:16	0.025	235	21-Jul	11:01:16	0.137	300	21-Jul	12:06:16	0.107
171	21-Jul	09:57:16	0.02	236	21-Jul	11:02:16	0.207	301	21-Jul	12:07:16	0.066
172	21-Jul	09:58:16	0.043	237	21-Jul	11:03:16	0.196	302	21-Jul	12:08:16	0.012
173	21-Jul	09:59:16	0.011	238	21-Jul	11:04:16	0.304	303	21-Jul	12:09:16	0.009
174	21-Jul	10:00:16	0.012	239	21-Jul	11:05:16	0.378	304	21-Jul	12:10:16	0.009
175	21-Jul	10:01:16	0.014	240	21-Jul	11:06:16	0.329	305	21-Jul	12:11:16	0.012
176	21-Jul	10:02:16	0.013	241	21-Jul	11:07:16	0.375	306	21-Jul	12:12:16	0.008
177	21-Jul	10:03:16	0.011	242	21-Jul	11:08:16	0.39	307	21-Jul	12:13:16	0.006
178	21-Jul	10:04:16	0.011	243	21-Jul	11:09:16	0.351	308	21-Jul	12:14:16	0.01
179	21-Jul	10:05:16	0.022	244	21-Jul	11:10:16	0.333	309	21-Jul	12:15:16	0.007
180	21-Jul	10:06:16	0.194	245	21-Jul	11:11:16	0.361	310	21-Jul	12:16:16	0.007
181	21-Jul	10:07:16	0.421	246	21-Jul	11:12:16	0.465	311	21-Jul	12:17:16	0.007
182	21-Jul	10:08:16	0.145	247	21-Jul	11:13:16	0.057	312	21-Jul	12:18:16	0.005
183	21-Jul	10:09:16	0.084	248	21-Jul	11:14:16	0.029	313	21-Jul	12:19:16	0.012
184	21-Jul	10:10:16	0.114	249	21-Jul	11:15:16	0.036	314	21-Jul	12:20:16	0.04
185	21-Jul	10:11:16	0.122	250	21-Jul	11:16:16	0.202	315	21-Jul	12:21:16	0.008
186	21-Jul	10:12:16	0.196	251	21-Jul	11:17:16	0.214	316	21-Jul	12:22:16	0.007
187	21-Jul	10:13:16	0.197	252	21-Jul	11:18:16	0.419	317	21-Jul	12:23:16	0.008
188	21-Jul	10:14:16	0.156	253	21-Jul	11:19:16	0.49	318	21-Jul	12:24:16	0.006
189	21-Jul	10:15:16	0.137	254	21-Jul	11:20:16	0.359	319	21-Jul	12:25:16	0.007
190	21-Jul	10:16:16	0.074	255	21-Jul	11:21:16	0.284	320	21-Jul	12:26:16	0.009
191	21-Jul	10:17:16	0.039	256	21-Jul	11:22:16	0.145	321	21-Jul	12:27:16	0.007
192	21-Jul	10:18:16	0.117	257	21-Jul	11:23:16	0.04	322	21-Jul	12:28:16	0.011
193	21-Jul	10:19:16	0.1	258	21-Jul	11:24:16	0.063	323	21-Jul	12:29:16	0.012
194	21-Jul	10:20:16	0.026	259	21-Jul	11:25:16	0.028	324	21-Jul	12:30:16	0.006
195	21-Jul	10:21:16	0.02	260	21-Jul	11:26:16	0.057	325	21-Jul	12:31:16	0.011
196	21-Jul	10:22:16	0.014	261	21-Jul	11:27:16	0.106	326	21-Jul	12:32:16	0.005
197	21-Jul	10:23:16	0.143	262	21-Jul	11:28:16	0.121	327	21-Jul	12:33:16	0.017
198	21-Jul	10:24:16	0.391	263	21-Jul	11:29:16	0.219	328	21-Jul	12:34:16	0.022
199	21-Jul	10:25:16	0.156	264	21-Jul	11:30:16	0.365	329	21-Jul	12:35:16	0.006
200	21-Jul	10:26:16	0.182	265	21-Jul	11:31:16	0.141	330	21-Jul	12:36:16	0.012
201	21-Jul	10:27:16	0.343	266	21-Jul	11:32:16	0.045	331	21-Jul	12:37:16	0.007
202	21-Jul	10:28:16	0.056	267	21-Jul	11:33:16	0.087	332	21-Jul	12:38:16	0.013
203	21-Jul	10:29:16	0.028	268	21-Jul	11:34:16	0.189	333	21-Jul	12:39:16	0.041
204	21-Jul	10:30:16	0.012	269	21-Jul	11:35:16	0.241	334	21-Jul	12:40:16	0.073
205	21-Jul	10:31:16	0.014	270	21-Jul	11:36:16	0.055	335	21-Jul	12:41:16	0.058
206	21-Jul	10:32:16	0.012	271	21-Jul	11:37:16	0.039	336	21-Jul	12:42:16	0.045
207	21-Jul	10:33:16	0.012	272	21-Jul	11:38:16	0.084	337	21-Jul	12:43:16	0.015
208	21-Jul	10:34:16	0.01	273	21-Jul	11:39:16	0.152	338	21-Jul	12:44:16	0.08
209	21-Jul	10:35:16	0.009	274	21-Jul	11:40:16	0.118	339	21-Jul	12:45:16	0.1
210	21-Jul	10:36:16	0.011	275	21-Jul	11:41:16	0.238	340	21-Jul	12:46:16	0.023
211	21-Jul	10:37:16	0.011	276	21-Jul	11:42:16	0.131	341	21-Jul	12:47:16	0.096
212	21-Jul	10:38:16	0.014	277	21-Jul	11:43:16	0.066	342	21-Jul	12:48:16	0.071

Point	Date	Time	Average Conc. (mg/m³)	Point	Date	Time	Average Conc. (mg/m³)	Point	Date	Time	Average Conc. (mg/m³)
343	21-Jul	12:49:16	0.014	408	21-Jul	13:54:16	0.201	473	21-Jul	14:59:16	0.008
344	21-Jul	12:50:16	0.016	409	21-Jul	13:55:16	0.531	474	21-Jul	15:00:16	0.019
345	21-Jul	12:51:16	0.014	410	21-Jul	13:56:16	0.185	475	21-Jul	15:01:16	0.025
346	21-Jul	12:52:16	0.018	411	21-Jul	13:57:16	0.132	476	21-Jul	15:02:16	0.008
347	21-Jul	12:53:16	0.018	412	21-Jul	13:58:16	0.186	477	21-Jul	15:03:16	0.012
348	21-Jul	12:54:16	0.026	413	21-Jul	13:59:16	0.109	478	21-Jul	15:04:16	0.014
349	21-Jul	12:55:16	0.106	414	21-Jul	14:00:16	0.175	479	21-Jul	15:05:16	0.006
350	21-Jul	12:56:16	0.173	415	21-Jul	14:01:16	0.26	480	21-Jul	15:06:16	0.013
351	21-Jul	12:57:16	0.21	416	21-Jul	14:02:16	0.144	481	21-Jul	15:07:16	0.006
352	21-Jul	12:58:16	0.711	417	21-Jul	14:03:16	0.018	482	21-Jul	15:08:16	0.014
353	21-Jul	12:59:16	0.442	418	21-Jul	14:04:16	0.013	483	21-Jul	15:09:16	0.645
354	21-Jul	13:00:16	0.181	419	21-Jul	14:05:16	0.014	484	21-Jul	15:10:16	0.197
355	21-Jul	13:01:16	0.228	420	21-Jul	14:06:16	0.008	485	21-Jul	15:11:16	0.318
356	21-Jul	13:02:16	0.354	421	21-Jul	14:07:16	0.016	486	21-Jul	15:12:16	0.239
357	21-Jul	13:03:16	0.287	422	21-Jul	14:08:16	0.012	487	21-Jul	15:13:16	0.51
358	21-Jul	13:04:16	0.225	423	21-Jul	14:09:16	0.01	488	21-Jul	15:14:16	0.53
359	21-Jul	13:05:16	0.166	424	21-Jul	14:10:16	0.013	489	21-Jul	15:15:16	0.185
360	21-Jul	13:06:16	0.417	425	21-Jul	14:11:16	0.098	490	21-Jul	15:16:16	0.06
361	21-Jul	13:07:16	0.719	426	21-Jul	14:12:16	0.114	491	21-Jul	15:17:16	0.105
362	21-Jul	13:08:16	0.203	427	21-Jul	14:13:16	0.117	492	21-Jul	15:18:16	0.146
363	21-Jul	13:09:16	0.216	428	21-Jul	14:14:16	0.408	493	21-Jul	15:19:16	0.055
364	21-Jul	13:10:16	0.095	429	21-Jul	14:15:16	0.218	494	21-Jul	15:20:16	0.044
365	21-Jul	13:11:16	0.246	430	21-Jul	14:16:16	0.288	495	21-Jul	15:21:16	0.037
366	21-Jul	13:12:16	0.464	431	21-Jul	14:17:16	0.163	496	21-Jul	15:22:16	0.019
367	21-Jul	13:13:16	0.513	432	21-Jul	14:18:16	0.192	497	21-Jul	15:23:16	0.014
368	21-Jul	13:14:16	0.224	433	21-Jul	14:19:16	0.115	498	21-Jul	15:24:16	0.368
369	21-Jul	13:15:16	0.174	434	21-Jul	14:20:16	0.179	499	21-Jul	15:25:16	0.019
370	21-Jul	13:16:16	0.137	435	21-Jul	14:21:16	0.183	500	21-Jul	15:26:16	0.077
371	21-Jul	13:17:16	0.124	436	21-Jul	14:22:16	0.223	501	21-Jul	15:27:16	0.169
372	21-Jul	13:18:16	0.429	437	21-Jul	14:23:16	0.096	502	21-Jul	15:28:16	0.037
373	21-Jul	13:19:16	0.25	438	21-Jul	14:24:16	0.074	503	21-Jul	15:29:16	0.088
374	21-Jul	13:20:16	0.308	439	21-Jul	14:25:16	0.094	504	21-Jul	15:30:16	0.053
375	21-Jul	13:21:16	0.222	440	21-Jul	14:26:16	0.065	505	21-Jul	15:31:16	0.081
376	21-Jul	13:22:16	0.354	441	21-Jul	14:27:16	0.104	506	21-Jul	15:32:16	0.076
377	21-Jul	13:23:16	0.166	442	21-Jul	14:28:16	0.684	507	21-Jul	15:33:16	0.093
378	21-Jul	13:24:16	0.38	443	21-Jul	14:29:16	0.573	508	21-Jul	15:34:16	0.025
379	21-Jul	13:25:16	0.406	444	21-Jul	14:30:16	0.176	509	21-Jul	15:35:16	0.033
380	21-Jul	13:26:16	0.231	445	21-Jul	14:31:16	0.046	510	21-Jul	15:36:16	0.012
381	21-Jul	13:27:16	0.4	446	21-Jul	14:32:16	0.016	511	21-Jul	15:37:16	0.036
382	21-Jul	13:28:16	0.187	447	21-Jul	14:33:16	0.022	512	21-Jul	15:38:16	0.104
383	21-Jul	13:29:16	0.239	448	21-Jul	14:34:16	0.388	513	21-Jul	15:39:16	0.155
384	21-Jul	13:30:16	0.291	449	21-Jul	14:35:16	0.483	514	21-Jul	15:40:16	0.101
385	21-Jul	13:31:16	0.274	450	21-Jul	14:36:16	0.032	515	21-Jul	15:41:16	0.042
386	21-Jul	13:32:16	0.272	451	21-Jul	14:37:16	0.009	516	21-Jul	15:42:16	0.029
387	21-Jul	13:33:16	0.322	452	21-Jul	14:38:16	0.007	517	21-Jul	15:43:16	0.019
388	21-Jul	13:34:16	0.248	453	21-Jul	14:39:16	0.019	518	21-Jul	15:44:16	0.023
389	21-Jul	13:35:16	0.147	454	21-Jul	14:40:16	0.01	519	21-Jul	15:45:16	0.03
390	21-Jul	13:36:16	0.256	455	21-Jul	14:41:16	0.02	520	21-Jul	15:46:16	0.063
391	21-Jul	13:37:16	0.286	456	21-Jul	14:42:16	0.018	521	21-Jul	15:47:16	0.023
392	21-Jul	13:38:16	0.267	457	21-Jul	14:43:16	0.011	522	21-Jul	15:48:16	0.022
393	21-Jul	13:39:16	0.232	458	21-Jul	14:44:16	0.009	523	21-Jul	15:49:16	0.029
394	21-Jul	13:40:16	0.447	459	21-Jul	14:45:16	0.015	524	21-Jul	15:50:16	0.026
395	21-Jul	13:41:16	0.482	460	21-Jul	14:46:16	0.008	525	21-Jul	15:51:16	0.023
396	21-Jul	13:42:16	0.496	461	21-Jul	14:47:16	0.007	526	21-Jul	15:52:16	0.014
397	21-Jul	13:43:16	0.478	462	21-Jul	14:48:16	0.006	527	21-Jul	15:53:16	0.026
398	21-Jul	13:44:16	0.075	463	21-Jul	14:49:16	0.006	528	21-Jul	15:54:16	0.025
399	21-Jul	13:45:16	0.156	464	21-Jul	14:50:16	0.007	529	21-Jul	15:55:16	0.029
400	21-Jul	13:46:16	0.213	465	21-Jul	14:51:16	0.01	530	21-Jul	15:56:16	0.036
401	21-Jul	13:47:16	0.127	466	21-Jul	14:52:16	0.007	531	21-Jul	15:57:16	0.042
402	21-Jul	13:48:16	0.096	467	21-Jul	14:53:16	0.008	532	21-Jul	15:58:16	0.061
403	21-Jul	13:49:16	0.528	468	21-Jul	14:54:16	0.007	533	21-Jul	15:59:16	0.036
404	21-Jul	13:50:16	0.476	469	21-Jul	14:55:16	0.007	534	21-Jul	16:00:16	0.025
405	21-Jul	13:51:16	0.244	470	21-Jul	14:56:16	0.008	535	21-Jul	16:01:16	0.027
406	21-Jul	13:52:16	0.222	471	21-Jul	14:57:16	0.067	536	21-Jul	16:02:16	0.047
407	21-Jul	13:53:16	0.373	472	21-Jul	14:58:16	0.013	537	21-Jul	16:03:16	0.062

Point	Date	Time	Average Conc. (mg/m³)
538	21-Jul	16:04:16	0.035
539	21-Jul	16:05:16	0.031
540	21-Jul	16:06:16	0.026
541	21-Jul	16:07:16	0.021
542	21-Jul	16:08:16	0.013
543	21-Jul	16:09:16	0.027
544	21-Jul	16:10:16	0.015
545	21-Jul	16:11:16	0.024
546	21-Jul	16:12:16	0.015
547	21-Jul	16:13:16	0.023
548	21-Jul	16:14:16	0.02
549	21-Jul	16:15:16	0.076
550	21-Jul	16:16:16	0.045
551	21-Jul	16:17:16	0.019
552	21-Jul	16:18:16	0.013
553	21-Jul	16:19:16	0.02
554	21-Jul	16:20:16	0.019
555	21-Jul	16:21:16	0.024
556	21-Jul	16:22:16	0.019
557	21-Jul	16:23:16	0.039
558	21-Jul	16:24:16	0.024
559	21-Jul	16:25:16	0.152
560	21-Jul	16:26:16	0.048
561	21-Jul	16:27:16	0.24
562	21-Jul	16:28:16	0.025
563	21-Jul	16:29:16	0.015
564	21-Jul	16:30:16	0.022
565	21-Jul	16:31:16	0.037
566	21-Jul	16:32:16	0.021
567	21-Jul	16:33:16	0.044
568	21-Jul	16:34:16	0.015
569	21-Jul	16:35:16	0.207
570	21-Jul	16:36:16	0.086
571	21-Jul	16:37:16	0.053
572	21-Jul	16:38:16	0.138
573	21-Jul	16:39:16	0.346
574	21-Jul	16:40:16	0.219
575	21-Jul	16:41:16	0.153
576	21-Jul	16:42:16	0.069
577	21-Jul	16:43:16	0.106
578	21-Jul	16:44:16	0.097
579	21-Jul	16:45:16	0.092
580	21-Jul	16:46:16	0.063
581	21-Jul	16:47:16	0.07
582	21-Jul	16:48:16	0.036
583	21-Jul	16:49:16	0.026
584	21-Jul	16:50:16	0.041
585	21-Jul	16:51:16	0.017
586	21-Jul	16:52:16	0.018
587	21-Jul	16:53:16	0.033
588	21-Jul	16:54:16	0.037
589	21-Jul	16:55:16	0.012
590	21-Jul	16:56:16	0.014
591	21-Jul	16:57:16	0.012
592	21-Jul	16:58:16	0.011
593	21-Jul	16:59:16	0.012
594	21-Jul	17:00:16	0.014
595	21-Jul	17:01:16	0.006
596	21-Jul	17:02:16	0.009
597	21-Jul	17:03:16	0.008
598	21-Jul	17:04:16	0.01
599	21-Jul	17:05:16	0.01
600	21-Jul	17:06:16	0.009
601	21-Jul	17:07:16	0.007
602	21-Jul	17:08:16	0.011
603	21-Jul	17:09:16	0.015
604	21-Jul	17:10:16	0.011
605	21-Jul	17:11:16	0.005
606	21-Jul	17:12:16	0.01
607	21-Jul	17:13:16	0.011
608	21-Jul	17:14:16	0.012
609	21-Jul	17:15:16	0.011
610	21-Jul	17:16:16	0.008
611	21-Jul	17:17:16	0.007
612	21-Jul	17:18:16	0.007
613	21-Jul	17:19:16	0.005
614	21-Jul	17:20:16	0.008
615	21-Jul	17:21:16	0.006
616	21-Jul	17:22:16	0.006
617	21-Jul	17:23:16	0.009
618	21-Jul	17:24:16	0.011
619	21-Jul	17:25:16	0.008
620	21-Jul	17:26:16	0.013
621	21-Jul	17:27:16	0.007
622	21-Jul	17:28:16	0.006
623	21-Jul	17:29:16	0.009
624	21-Jul	17:30:16	0.009

22 July, 2009

pDR-1000 S/N: 05156
User ID: EB-2
Tag Number: 03
Number of logged points: 258
Start time and date: 07:07:54 22-Jul
Elapsed time: 04:18:00
Logging period (sec): 60
Calibration Factor (%): 100
Max Display Concentration: 43.036 mg/m³
Time at maximum: 11:24:06 Jul 22
Max STEL Concentration: 1.403 mg/m³
Time at max STEL: 08:01:54 Jul 22
Overall Avg Conc: 0.360 mg/m³

Point	Date	Time	Average Conc. (mg/m³)	Point	Date	Time	Average Conc. (mg/m³)	Point	Date	Time	Average Conc. (mg/m³)
1	22-Jul	07:08:54	0.1	50	22-Jul	07:57:54	2.012	99	22-Jul	08:46:54	0.353
2	22-Jul	07:09:54	0.01	51	22-Jul	07:58:54	1.259	100	22-Jul	08:47:54	0.281
3	22-Jul	07:10:54	0.15	52	22-Jul	07:59:54	0.428	101	22-Jul	08:48:54	0.478
4	22-Jul	07:11:54	0.103	53	22-Jul	08:00:54	0.792	102	22-Jul	08:49:54	0.068
5	22-Jul	07:12:54	0.122	54	22-Jul	08:01:54	0.764	103	22-Jul	08:50:54	0.22
6	22-Jul	07:13:54	0.003	55	22-Jul	08:02:54	0.519	104	22-Jul	08:51:54	0.373
7	22-Jul	07:14:54	0.024	56	22-Jul	08:03:54	0.406	105	22-Jul	08:52:54	0.161
8	22-Jul	07:15:54	0.043	57	22-Jul	08:04:54	0.455	106	22-Jul	08:53:54	0.733
9	22-Jul	07:16:54	0.048	58	22-Jul	08:05:54	0.86	107	22-Jul	08:54:54	0.719
10	22-Jul	07:17:54	1.161	59	22-Jul	08:06:54	0.673	108	22-Jul	08:55:54	0.331
11	22-Jul	07:18:54	1.514	60	22-Jul	08:07:54	0.113	109	22-Jul	08:56:54	0.158
12	22-Jul	07:19:54	1.487	61	22-Jul	08:08:54	0.165	110	22-Jul	08:57:54	0.041
13	22-Jul	07:20:54	0.619	62	22-Jul	08:09:54	0.448	111	22-Jul	08:58:54	0.219
14	22-Jul	07:21:54	0.346	63	22-Jul	08:10:54	0.271	112	22-Jul	08:59:54	0.707
15	22-Jul	07:22:54	0.533	64	22-Jul	08:11:54	0.238	113	22-Jul	09:00:54	0.476
16	22-Jul	07:23:54	0.424	65	22-Jul	08:12:54	0.116	114	22-Jul	09:01:54	0.053
17	22-Jul	07:24:54	0.23	66	22-Jul	08:13:54	0.033	115	22-Jul	09:02:54	0.284
18	22-Jul	07:25:54	0.093	67	22-Jul	08:14:54	0.386	116	22-Jul	09:03:54	0.429
19	22-Jul	07:26:54	0.492	68	22-Jul	08:15:54	0.111	117	22-Jul	09:04:54	0.306
20	22-Jul	07:27:54	0.307	69	22-Jul	08:16:54	0.059	118	22-Jul	09:05:54	0.081
21	22-Jul	07:28:54	1.5	70	22-Jul	08:17:54	0.011	119	22-Jul	09:06:54	0.021
22	22-Jul	07:29:54	1.264	71	22-Jul	08:18:54	0.074	120	22-Jul	09:07:54	0.156
23	22-Jul	07:30:54	1.013	72	22-Jul	08:19:54	0.124	121	22-Jul	09:08:54	0.183
24	22-Jul	07:31:54	2.72	73	22-Jul	08:20:54	0.114	122	22-Jul	09:09:54	0.114
25	22-Jul	07:32:54	1.256	74	22-Jul	08:21:54	0.025	123	22-Jul	09:10:54	0.047
26	22-Jul	07:33:54	1.527	75	22-Jul	08:22:54	0.017	124	22-Jul	09:11:54	0.172
27	22-Jul	07:34:54	0.598	76	22-Jul	08:23:54	0.328	125	22-Jul	09:12:54	0.559
28	22-Jul	07:35:54	0.673	77	22-Jul	08:24:54	0.053	126	22-Jul	09:13:54	0.198
29	22-Jul	07:36:54	0.124	78	22-Jul	08:25:54	0.072	127	22-Jul	09:14:54	0.367
30	22-Jul	07:37:54	0.064	79	22-Jul	08:26:54	0.047	128	22-Jul	09:15:54	0.292
31	22-Jul	07:38:54	0.168	80	22-Jul	08:27:54	0.193	129	22-Jul	09:16:54	0.008
32	22-Jul	07:39:54	0.095	81	22-Jul	08:28:54	0.125	130	22-Jul	09:17:54	0.028
33	22-Jul	07:40:54	0.023	82	22-Jul	08:29:54	0.046	131	22-Jul	09:18:54	0.084
34	22-Jul	07:41:54	0.01	83	22-Jul	08:30:54	0.221	132	22-Jul	09:19:54	0.782
35	22-Jul	07:42:54	0.004	84	22-Jul	08:31:54	0.335	133	22-Jul	09:20:54	0.236
36	22-Jul	07:43:54	0.139	85	22-Jul	08:32:54	0.262	134	22-Jul	09:21:54	0.243
37	22-Jul	07:44:54	0.278	86	22-Jul	08:33:54	0.153	135	22-Jul	09:22:54	0.154
38	22-Jul	07:45:54	0.769	87	22-Jul	08:34:54	0.189	136	22-Jul	09:23:54	0.076
39	22-Jul	07:46:54	0.164	88	22-Jul	08:35:54	0.254	137	22-Jul	09:24:54	0.579
40	22-Jul	07:47:54	1.213	89	22-Jul	08:36:54	0.358	138	22-Jul	09:25:54	0.298
41	22-Jul	07:48:54	1.242	90	22-Jul	08:37:54	0.105	139	22-Jul	09:26:54	0.574
42	22-Jul	07:49:54	3.297	91	22-Jul	08:38:54	0.114	140	22-Jul	09:27:54	0.277
43	22-Jul	07:50:54	5.23	92	22-Jul	08:39:54	0.229	141	22-Jul	09:28:54	0.167
44	22-Jul	07:51:54	0.549	93	22-Jul	08:40:54	0.066	142	22-Jul	09:29:54	0.036
45	22-Jul	07:52:54	0.953	94	22-Jul	08:41:54	0.203	143	22-Jul	09:30:54	0.11
46	22-Jul	07:53:54	1.717	95	22-Jul	08:42:54	0.298	144	22-Jul	09:31:54	0.289
47	22-Jul	07:54:54	0.273	96	22-Jul	08:43:54	0.204	145	22-Jul	09:32:54	0.083
48	22-Jul	07:55:54	0.291	97	22-Jul	08:44:54	0.35	146	22-Jul	09:33:54	0.256
49	22-Jul	07:56:54	1.024	98	22-Jul	08:45:54	0.12	147	22-Jul	09:34:54	0.065

Point	Date	Time	Average Conc. (mg/m³)
148	22-Jul	09:35:54	0.117
149	22-Jul	09:36:54	0.101
150	22-Jul	09:37:54	0.03
151	22-Jul	09:38:54	0.078
152	22-Jul	09:39:54	0.039
153	22-Jul	09:40:54	0.091
154	22-Jul	09:41:54	0.046
155	22-Jul	09:42:54	0.052
156	22-Jul	09:43:54	0.037
157	22-Jul	09:44:54	0.032
158	22-Jul	09:45:54	0.025
159	22-Jul	09:46:54	0.033
160	22-Jul	09:47:54	0.233
161	22-Jul	09:48:54	0.132
162	22-Jul	09:49:54	0.222
163	22-Jul	09:50:54	0.184
164	22-Jul	09:51:54	0.095
165	22-Jul	09:52:54	0.112
166	22-Jul	09:53:54	0.734
167	22-Jul	09:54:54	0.237
168	22-Jul	09:55:54	0.012
169	22-Jul	09:56:54	0.041
170	22-Jul	09:57:54	0.377
171	22-Jul	09:58:54	0.23
172	22-Jul	09:59:54	0.462
173	22-Jul	10:00:54	0.167
174	22-Jul	10:01:54	0.496
175	22-Jul	10:02:54	0.305
176	22-Jul	10:03:54	0.15
177	22-Jul	10:04:54	0.263
178	22-Jul	10:05:54	0.133
179	22-Jul	10:06:54	0.079
180	22-Jul	10:07:54	0.039
181	22-Jul	10:08:54	0.026
182	22-Jul	10:09:54	0.032
183	22-Jul	10:10:54	0.232
184	22-Jul	10:11:54	0.095
185	22-Jul	10:12:54	0.414
186	22-Jul	10:13:54	0.13
187	22-Jul	10:14:54	0.057
188	22-Jul	10:15:54	0.011
189	22-Jul	10:16:54	0.654
190	22-Jul	10:17:54	0.354
191	22-Jul	10:18:54	0.306
192	22-Jul	10:19:54	0.198
193	22-Jul	10:20:54	0.066
194	22-Jul	10:21:54	0.01
195	22-Jul	10:22:54	0.001
196	22-Jul	10:23:54	0.073
197	22-Jul	10:24:54	0.15
198	22-Jul	10:25:54	0.219
199	22-Jul	10:26:54	0.163
200	22-Jul	10:27:54	0.005
201	22-Jul	10:28:54	0.088
202	22-Jul	10:29:54	0.251
203	22-Jul	10:30:54	0.147
204	22-Jul	10:31:54	0.095
205	22-Jul	10:32:54	0.162
206	22-Jul	10:33:54	0.105
207	22-Jul	10:34:54	0.486
208	22-Jul	10:35:54	0.065
209	22-Jul	10:36:54	0.037
210	22-Jul	10:37:54	0.039
211	22-Jul	10:38:54	0.05
212	22-Jul	10:39:54	0.096
213	22-Jul	10:40:54	0.242
214	22-Jul	10:41:54	0.049
215	22-Jul	10:42:54	0.184
216	22-Jul	10:43:54	0.091
217	22-Jul	10:44:54	0.097
218	22-Jul	10:45:54	0.11
219	22-Jul	10:46:54	0.231
220	22-Jul	10:47:54	0.081
221	22-Jul	10:48:54	0.069
222	22-Jul	10:49:54	0.364
223	22-Jul	10:50:54	0.697
224	22-Jul	10:51:54	0.236
225	22-Jul	10:52:54	0.155
226	22-Jul	10:53:54	0.676
227	22-Jul	10:54:54	0.784
228	22-Jul	10:55:54	0.24
229	22-Jul	10:56:54	0.06
230	22-Jul	10:57:54	0.024
231	22-Jul	10:58:54	0.043
232	22-Jul	10:59:54	0.079
233	22-Jul	11:00:54	0.079
234	22-Jul	11:01:54	0.014
235	22-Jul	11:02:54	0.12
236	22-Jul	11:03:54	0.303
237	22-Jul	11:04:54	0.114
238	22-Jul	11:05:54	0.179
239	22-Jul	11:06:54	1.211
240	22-Jul	11:07:54	0.412
241	22-Jul	11:08:54	0.188
242	22-Jul	11:09:54	0.227
243	22-Jul	11:10:54	0.048
244	22-Jul	11:11:54	0.175
245	22-Jul	11:12:54	0.069
246	22-Jul	11:13:54	0.228
247	22-Jul	11:14:54	0.164
248	22-Jul	11:15:54	0.12
249	22-Jul	11:16:54	0.168
250	22-Jul	11:17:54	0.154
251	22-Jul	11:18:54	0.154
252	22-Jul	11:19:54	0.086
253	22-Jul	11:20:54	0.032
254	22-Jul	11:21:54	0.019
255	22-Jul	11:22:54	0.055
256	22-Jul	11:23:54	0.142
257	22-Jul	11:24:54	9.73
258	22-Jul	11:25:54	0.023

23 July, 2009

pDR-1000 S/N: 04476
User ID: EB-1
Tag Number: 01
Number of logged points: 606
Start time and date: 07:01:07 23-Jul
Elapsed time: 10:06:00
Logging period (sec): 60
Calibration Factor (%): 100
Max Display Concentration: 9.304 mg/m³
Time at maximum: 11:18:47 Jul 23
Max STEL Concentration: 0.341 mg/m³
Time at max STEL: 11:24:38 Jul 23
Overall Avg Conc: 0.091 mg/m³

Point	Date	Time	Average Conc. (mg/m³)	Point	Date	Time	Average Conc. (mg/m³)	Point	Date	Time	Average Conc. (mg/m³)
1	23-Jul	07:02:07	0.175	50	23-Jul	07:51:07	0.22	99	23-Jul	08:40:07	0.047
2	23-Jul	07:03:07	0.016	51	23-Jul	07:52:07	0.178	100	23-Jul	08:41:07	0.077
3	23-Jul	07:04:07	0.006	52	23-Jul	07:53:07	0.106	101	23-Jul	08:42:07	0.106
4	23-Jul	07:05:07	0.008	53	23-Jul	07:54:07	0.118	102	23-Jul	08:43:07	0.077
5	23-Jul	07:06:07	0.008	54	23-Jul	07:55:07	0.136	103	23-Jul	08:44:07	0.067
6	23-Jul	07:07:07	0.038	55	23-Jul	07:56:07	0.12	104	23-Jul	08:45:07	0.054
7	23-Jul	07:08:07	0.011	56	23-Jul	07:57:07	0.205	105	23-Jul	08:46:07	0.131
8	23-Jul	07:09:07	0.036	57	23-Jul	07:58:07	0.174	106	23-Jul	08:47:07	0.057
9	23-Jul	07:10:07	0.065	58	23-Jul	07:59:07	0.205	107	23-Jul	08:48:07	0.08
10	23-Jul	07:11:07	0.006	59	23-Jul	08:00:07	0.193	108	23-Jul	08:49:07	0.092
11	23-Jul	07:12:07	0.011	60	23-Jul	08:01:07	0.09	109	23-Jul	08:50:07	0.128
12	23-Jul	07:13:07	0.007	61	23-Jul	08:02:07	0.088	110	23-Jul	08:51:07	0.059
13	23-Jul	07:14:07	0.007	62	23-Jul	08:03:07	0.137	111	23-Jul	08:52:07	0.06
14	23-Jul	07:15:07	0.396	63	23-Jul	08:04:07	0.159	112	23-Jul	08:53:07	0.144
15	23-Jul	07:16:07	0.124	64	23-Jul	08:05:07	0.279	113	23-Jul	08:54:07	0.085
16	23-Jul	07:17:07	0.019	65	23-Jul	08:06:07	0.1	114	23-Jul	08:55:07	0.103
17	23-Jul	07:18:07	0.113	66	23-Jul	08:07:07	0.054	115	23-Jul	08:56:07	0.128
18	23-Jul	07:19:07	0.277	67	23-Jul	08:08:07	0.038	116	23-Jul	08:57:07	0.084
19	23-Jul	07:20:07	0.324	68	23-Jul	08:09:07	0.09	117	23-Jul	08:58:07	0.116
20	23-Jul	07:21:07	0.554	69	23-Jul	08:10:07	0.107	118	23-Jul	08:59:07	0.09
21	23-Jul	07:22:07	0.17	70	23-Jul	08:11:07	0.079	119	23-Jul	09:00:07	0.043
22	23-Jul	07:23:07	0.02	71	23-Jul	08:12:07	0.137	120	23-Jul	09:01:07	0.059
23	23-Jul	07:24:07	0.135	72	23-Jul	08:13:07	0.127	121	23-Jul	09:02:07	0.109
24	23-Jul	07:25:07	0.039	73	23-Jul	08:14:07	0.206	122	23-Jul	09:03:07	0.095
25	23-Jul	07:26:07	0.945	74	23-Jul	08:15:07	0.148	123	23-Jul	09:04:07	0.08
26	23-Jul	07:27:07	0.292	75	23-Jul	08:16:07	0.083	124	23-Jul	09:05:07	0.041
27	23-Jul	07:28:07	0.072	76	23-Jul	08:17:07	0.145	125	23-Jul	09:06:07	0.044
28	23-Jul	07:29:07	0.075	77	23-Jul	08:18:07	0.073	126	23-Jul	09:07:07	0.081
29	23-Jul	07:30:07	0.193	78	23-Jul	08:19:07	0.071	127	23-Jul	09:08:07	0.092
30	23-Jul	07:31:07	0.22	79	23-Jul	08:20:07	0.087	128	23-Jul	09:09:07	0.048
31	23-Jul	07:32:07	0.109	80	23-Jul	08:21:07	0.096	129	23-Jul	09:10:07	0.063
32	23-Jul	07:33:07	0.05	81	23-Jul	08:22:07	0.014	130	23-Jul	09:11:07	0.06
33	23-Jul	07:34:07	0.008	82	23-Jul	08:23:07	0.047	131	23-Jul	09:12:07	0.021
34	23-Jul	07:35:07	0.019	83	23-Jul	08:24:07	0.023	132	23-Jul	09:13:07	0.033
35	23-Jul	07:36:07	0.025	84	23-Jul	08:25:07	0.038	133	23-Jul	09:14:07	0.019
36	23-Jul	07:37:07	0.06	85	23-Jul	08:26:07	0.029	134	23-Jul	09:15:07	0.201
37	23-Jul	07:38:07	0.044	86	23-Jul	08:27:07	0.025	135	23-Jul	09:16:07	0.128
38	23-Jul	07:39:07	0.087	87	23-Jul	08:28:07	0.028	136	23-Jul	09:17:07	0.144
39	23-Jul	07:40:07	0.414	88	23-Jul	08:29:07	0.098	137	23-Jul	09:18:07	0.046
40	23-Jul	07:41:07	0.139	89	23-Jul	08:30:07	0.061	138	23-Jul	09:19:07	0.07
41	23-Jul	07:42:07	0.112	90	23-Jul	08:31:07	0.08	139	23-Jul	09:20:07	0.213
42	23-Jul	07:43:07	0.1	91	23-Jul	08:32:07	0.196	140	23-Jul	09:21:07	0.14
43	23-Jul	07:44:07	0.139	92	23-Jul	08:33:07	0.102	141	23-Jul	09:22:07	0.182
44	23-Jul	07:45:07	0.067	93	23-Jul	08:34:07	0.138	142	23-Jul	09:23:07	0.151
45	23-Jul	07:46:07	0.051	94	23-Jul	08:35:07	0.137	143	23-Jul	09:24:07	0.073
46	23-Jul	07:47:07	0.071	95	23-Jul	08:36:07	0.166	144	23-Jul	09:25:07	0.021
47	23-Jul	07:48:07	0.073	96	23-Jul	08:37:07	0.13	145	23-Jul	09:26:07	0.011
48	23-Jul	07:49:07	0.078	97	23-Jul	08:38:07	0.098	146	23-Jul	09:27:07	0.022
49	23-Jul	07:50:07	0.126	98	23-Jul	08:39:07	0.062	147	23-Jul	09:28:07	0.048

Point	Date	Time	Average Conc. (mg/m³)	Point	Date	Time	Average Conc. (mg/m³)	Point	Date	Time	Average Conc. (mg/m³)
148	23-Jul	09:29:07	0.067	213	23-Jul	10:34:07	0.197	278	23-Jul	11:39:07	0.018
149	23-Jul	09:30:07	0.03	214	23-Jul	10:35:07	0.038	279	23-Jul	11:40:07	0.102
150	23-Jul	09:31:07	0.047	215	23-Jul	10:36:07	0.059	280	23-Jul	11:41:07	0.383
151	23-Jul	09:32:07	0.457	216	23-Jul	10:37:07	0.131	281	23-Jul	11:42:07	0.04
152	23-Jul	09:33:07	0.022	217	23-Jul	10:38:07	0.215	282	23-Jul	11:43:07	0.075
153	23-Jul	09:34:07	0.097	218	23-Jul	10:39:07	0.106	283	23-Jul	11:44:07	0.084
154	23-Jul	09:35:07	0.068	219	23-Jul	10:40:07	0.083	284	23-Jul	11:45:07	0.06
155	23-Jul	09:36:07	0.07	220	23-Jul	10:41:07	0.063	285	23-Jul	11:46:07	0.039
156	23-Jul	09:37:07	0.088	221	23-Jul	10:42:07	0.027	286	23-Jul	11:47:07	0.095
157	23-Jul	09:38:07	0.064	222	23-Jul	10:43:07	0.077	287	23-Jul	11:48:07	0.17
158	23-Jul	09:39:07	0.086	223	23-Jul	10:44:07	0.102	288	23-Jul	11:49:07	0.091
159	23-Jul	09:40:07	0.086	224	23-Jul	10:45:07	0.066	289	23-Jul	11:50:07	0.057
160	23-Jul	09:41:07	0.048	225	23-Jul	10:46:07	0.064	290	23-Jul	11:51:07	0.009
161	23-Jul	09:42:07	0.021	226	23-Jul	10:47:07	0.066	291	23-Jul	11:52:07	0.005
162	23-Jul	09:43:07	0.091	227	23-Jul	10:48:07	0.041	292	23-Jul	11:53:07	0.005
163	23-Jul	09:44:07	0.006	228	23-Jul	10:49:07	0.58	293	23-Jul	11:54:07	0.014
164	23-Jul	09:45:07	0.003	229	23-Jul	10:50:07	0.135	294	23-Jul	11:55:07	0.048
165	23-Jul	09:46:07	0.063	230	23-Jul	10:51:07	0.021	295	23-Jul	11:56:07	0.017
166	23-Jul	09:47:07	0.062	231	23-Jul	10:52:07	0.029	296	23-Jul	11:57:07	0.029
167	23-Jul	09:48:07	0.064	232	23-Jul	10:53:07	0.042	297	23-Jul	11:58:07	0.033
168	23-Jul	09:49:07	0.032	233	23-Jul	10:54:07	0.046	298	23-Jul	11:59:07	0.193
169	23-Jul	09:50:07	0.065	234	23-Jul	10:55:07	0.072	299	23-Jul	12:00:07	0.683
170	23-Jul	09:51:07	0.144	235	23-Jul	10:56:07	0.061	300	23-Jul	12:01:07	0.021
171	23-Jul	09:52:07	0.076	236	23-Jul	10:57:07	0.068	301	23-Jul	12:02:07	0.066
172	23-Jul	09:53:07	0.295	237	23-Jul	10:58:07	0.081	302	23-Jul	12:03:07	0.062
173	23-Jul	09:54:07	0.104	238	23-Jul	10:59:07	0.096	303	23-Jul	12:04:07	0.021
174	23-Jul	09:55:07	0.076	239	23-Jul	11:00:07	0.1	304	23-Jul	12:05:07	0.015
175	23-Jul	09:56:07	0.048	240	23-Jul	11:01:07	0.129	305	23-Jul	12:06:07	0.005
176	23-Jul	09:57:07	0.037	241	23-Jul	11:02:07	0.069	306	23-Jul	12:07:07	0.009
177	23-Jul	09:58:07	0.033	242	23-Jul	11:03:07	0.078	307	23-Jul	12:08:07	0.004
178	23-Jul	09:59:07	0.081	243	23-Jul	11:04:07	0.071	308	23-Jul	12:09:07	0.005
179	23-Jul	10:00:07	0.11	244	23-Jul	11:05:07	0.079	309	23-Jul	12:10:07	0.003
180	23-Jul	10:01:07	0.074	245	23-Jul	11:06:07	0.058	310	23-Jul	12:11:07	0.003
181	23-Jul	10:02:07	0.062	246	23-Jul	11:07:07	0.039	311	23-Jul	12:12:07	0.003
182	23-Jul	10:03:07	0.07	247	23-Jul	11:08:07	0.073	312	23-Jul	12:13:07	0.008
183	23-Jul	10:04:07	0.073	248	23-Jul	11:09:07	0.063	313	23-Jul	12:14:07	0.003
184	23-Jul	10:05:07	0.11	249	23-Jul	11:10:07	0.045	314	23-Jul	12:15:07	0.005
185	23-Jul	10:06:07	0.071	250	23-Jul	11:11:07	0.034	315	23-Jul	12:16:07	0.005
186	23-Jul	10:07:07	0.051	251	23-Jul	11:12:07	0.004	316	23-Jul	12:17:07	0.006
187	23-Jul	10:08:07	0.103	252	23-Jul	11:13:07	0.011	317	23-Jul	12:18:07	0.005
188	23-Jul	10:09:07	0.037	253	23-Jul	11:14:07	0.027	318	23-Jul	12:19:07	0.006
189	23-Jul	10:10:07	0.006	254	23-Jul	11:15:07	0.263	319	23-Jul	12:20:07	0.003
190	23-Jul	10:11:07	0.052	255	23-Jul	11:16:07	0.085	320	23-Jul	12:21:07	0.006
191	23-Jul	10:12:07	0.115	256	23-Jul	11:17:07	0.054	321	23-Jul	12:22:07	0.005
192	23-Jul	10:13:07	0.031	257	23-Jul	11:18:07	0.091	322	23-Jul	12:23:07	0.005
193	23-Jul	10:14:07	0.012	258	23-Jul	11:19:07	3.674	323	23-Jul	12:24:07	0.003
194	23-Jul	10:15:07	0.009	259	23-Jul	11:20:07	0.579	324	23-Jul	12:25:07	0.005
195	23-Jul	10:16:07	0.018	260	23-Jul	11:21:07	0.038	325	23-Jul	12:26:07	0.002
196	23-Jul	10:17:07	0.122	261	23-Jul	11:22:07	0.048	326	23-Jul	12:27:07	0.002
197	23-Jul	10:18:07	0.048	262	23-Jul	11:23:07	0.043	327	23-Jul	12:28:07	0.004
198	23-Jul	10:19:07	0.036	263	23-Jul	11:24:07	0.096	328	23-Jul	12:29:07	0.004
199	23-Jul	10:20:07	0.171	264	23-Jul	11:25:07	0.055	329	23-Jul	12:30:07	0.003
200	23-Jul	10:21:07	0.126	265	23-Jul	11:26:07	0.014	330	23-Jul	12:31:07	0.006
201	23-Jul	10:22:07	0.102	266	23-Jul	11:27:07	0.007	331	23-Jul	12:32:07	0.004
202	23-Jul	10:23:07	0.09	267	23-Jul	11:28:07	0.014	332	23-Jul	12:33:07	0.005
203	23-Jul	10:24:07	0.022	268	23-Jul	11:29:07	0.01	333	23-Jul	12:34:07	0.005
204	23-Jul	10:25:07	0.055	269	23-Jul	11:30:07	0.016	334	23-Jul	12:35:07	0.008
205	23-Jul	10:26:07	0.071	270	23-Jul	11:31:07	0.006	335	23-Jul	12:36:07	0.006
206	23-Jul	10:27:07	0.065	271	23-Jul	11:32:07	0.078	336	23-Jul	12:37:07	0.004
207	23-Jul	10:28:07	0.07	272	23-Jul	11:33:07	0.011	337	23-Jul	12:38:07	0.004
208	23-Jul	10:29:07	0.354	273	23-Jul	11:34:07	0.014	338	23-Jul	12:39:07	0.01
209	23-Jul	10:30:07	0.307	274	23-Jul	11:35:07	0.028	339	23-Jul	12:40:07	0.014
210	23-Jul	10:31:07	0.112	275	23-Jul	11:36:07	0.013	340	23-Jul	12:41:07	0.218
211	23-Jul	10:32:07	0.049	276	23-Jul	11:37:07	0.013	341	23-Jul	12:42:07	0.049
212	23-Jul	10:33:07	0.044	277	23-Jul	11:38:07	0.046	342	23-Jul	12:43:07	0.026

Point	Date	Time	Average Conc. (mg/m³)	Point	Date	Time	Average Conc. (mg/m³)	Point	Date	Time	Average Conc. (mg/m³)
343	23-Jul	12:44:07	0.015	408	23-Jul	13:49:07	0.05	473	23-Jul	14:54:07	0.071
344	23-Jul	12:45:07	0.017	409	23-Jul	13:50:07	0.023	474	23-Jul	14:55:07	0.179
345	23-Jul	12:46:07	0.016	410	23-Jul	13:51:07	0.025	475	23-Jul	14:56:07	0.039
346	23-Jul	12:47:07	0.007	411	23-Jul	13:52:07	0.008	476	23-Jul	14:57:07	0.054
347	23-Jul	12:48:07	0.027	412	23-Jul	13:53:07	0.018	477	23-Jul	14:58:07	0.214
348	23-Jul	12:49:07	0.554	413	23-Jul	13:54:07	0.029	478	23-Jul	14:59:07	0.309
349	23-Jul	12:50:07	0.124	414	23-Jul	13:55:07	0.096	479	23-Jul	15:00:07	0.337
350	23-Jul	12:51:07	0.13	415	23-Jul	13:56:07	0.067	480	23-Jul	15:01:07	0.142
351	23-Jul	12:52:07	0.095	416	23-Jul	13:57:07	0.066	481	23-Jul	15:02:07	0.136
352	23-Jul	12:53:07	0.046	417	23-Jul	13:58:07	0.021	482	23-Jul	15:03:07	0.073
353	23-Jul	12:54:07	0.199	418	23-Jul	13:59:07	0.066	483	23-Jul	15:04:07	0.147
354	23-Jul	12:55:07	0.035	419	23-Jul	14:00:07	0.051	484	23-Jul	15:05:07	0.045
355	23-Jul	12:56:07	0.09	420	23-Jul	14:01:07	0.016	485	23-Jul	15:06:07	0.26
356	23-Jul	12:57:07	0.052	421	23-Jul	14:02:07	0.097	486	23-Jul	15:07:07	0.088
357	23-Jul	12:58:07	0.02	422	23-Jul	14:03:07	0.164	487	23-Jul	15:08:07	0.137
358	23-Jul	12:59:07	0.012	423	23-Jul	14:04:07	0.041	488	23-Jul	15:09:07	0.113
359	23-Jul	13:00:07	0.005	424	23-Jul	14:05:07	0.051	489	23-Jul	15:10:07	0.08
360	23-Jul	13:01:07	0.036	425	23-Jul	14:06:07	0.127	490	23-Jul	15:11:07	0.18
361	23-Jul	13:02:07	0.004	426	23-Jul	14:07:07	0.103	491	23-Jul	15:12:07	0.32
362	23-Jul	13:03:07	0.006	427	23-Jul	14:08:07	0.198	492	23-Jul	15:13:07	0.226
363	23-Jul	13:04:07	0.023	428	23-Jul	14:09:07	0.128	493	23-Jul	15:14:07	0.246
364	23-Jul	13:05:07	0.035	429	23-Jul	14:10:07	0.024	494	23-Jul	15:15:07	1.113
365	23-Jul	13:06:07	0.228	430	23-Jul	14:11:07	0.016	495	23-Jul	15:16:07	0.122
366	23-Jul	13:07:07	0.227	431	23-Jul	14:12:07	0.012	496	23-Jul	15:17:07	0.008
367	23-Jul	13:08:07	0.13	432	23-Jul	14:13:07	0.037	497	23-Jul	15:18:07	0.011
368	23-Jul	13:09:07	0.073	433	23-Jul	14:14:07	0.031	498	23-Jul	15:19:07	0.116
369	23-Jul	13:10:07	0.247	434	23-Jul	14:15:07	0.016	499	23-Jul	15:20:07	0.02
370	23-Jul	13:11:07	0.372	435	23-Jul	14:16:07	0.013	500	23-Jul	15:21:07	0.396
371	23-Jul	13:12:07	0.403	436	23-Jul	14:17:07	0.012	501	23-Jul	15:22:07	0.05
372	23-Jul	13:13:07	0.053	437	23-Jul	14:18:07	0.033	502	23-Jul	15:23:07	0.016
373	23-Jul	13:14:07	0.021	438	23-Jul	14:19:07	0.059	503	23-Jul	15:24:07	0.021
374	23-Jul	13:15:07	0.037	439	23-Jul	14:20:07	0.058	504	23-Jul	15:25:07	0.019
375	23-Jul	13:16:07	0.015	440	23-Jul	14:21:07	0.031	505	23-Jul	15:26:07	0.015
376	23-Jul	13:17:07	0.03	441	23-Jul	14:22:07	0.047	506	23-Jul	15:27:07	0.015
377	23-Jul	13:18:07	0.023	442	23-Jul	14:23:07	0.137	507	23-Jul	15:28:07	0.052
378	23-Jul	13:19:07	0.254	443	23-Jul	14:24:07	0.146	508	23-Jul	15:29:07	0.029
379	23-Jul	13:20:07	0.034	444	23-Jul	14:25:07	0.143	509	23-Jul	15:30:07	0.068
380	23-Jul	13:21:07	0.062	445	23-Jul	14:26:07	0.091	510	23-Jul	15:31:07	0.103
381	23-Jul	13:22:07	0.024	446	23-Jul	14:27:07	0.064	511	23-Jul	15:32:07	0.046
382	23-Jul	13:23:07	0.17	447	23-Jul	14:28:07	0.033	512	23-Jul	15:33:07	0.066
383	23-Jul	13:24:07	0.191	448	23-Jul	14:29:07	0.295	513	23-Jul	15:34:07	0.129
384	23-Jul	13:25:07	0.131	449	23-Jul	14:30:07	0.178	514	23-Jul	15:35:07	0.031
385	23-Jul	13:26:07	0.082	450	23-Jul	14:31:07	0.08	515	23-Jul	15:36:07	0.026
386	23-Jul	13:27:07	0.131	451	23-Jul	14:32:07	0.102	516	23-Jul	15:37:07	0.004
387	23-Jul	13:28:07	0.07	452	23-Jul	14:33:07	0.084	517	23-Jul	15:38:07	0.033
388	23-Jul	13:29:07	0.096	453	23-Jul	14:34:07	0.022	518	23-Jul	15:39:07	0.07
389	23-Jul	13:30:07	0.076	454	23-Jul	14:35:07	0.071	519	23-Jul	15:40:07	0.006
390	23-Jul	13:31:07	0.031	455	23-Jul	14:36:07	0.048	520	23-Jul	15:41:07	0.004
391	23-Jul	13:32:07	0.029	456	23-Jul	14:37:07	0.034	521	23-Jul	15:42:07	0.004
392	23-Jul	13:33:07	0.032	457	23-Jul	14:38:07	0.008	522	23-Jul	15:43:07	0.012
393	23-Jul	13:34:07	0.019	458	23-Jul	14:39:07	0.026	523	23-Jul	15:44:07	0.005
394	23-Jul	13:35:07	0.041	459	23-Jul	14:40:07	0.08	524	23-Jul	15:45:07	0.005
395	23-Jul	13:36:07	0.097	460	23-Jul	14:41:07	0.073	525	23-Jul	15:46:07	0.017
396	23-Jul	13:37:07	0.398	461	23-Jul	14:42:07	0.015	526	23-Jul	15:47:07	0.162
397	23-Jul	13:38:07	0.176	462	23-Jul	14:43:07	0.008	527	23-Jul	15:48:07	0.019
398	23-Jul	13:39:07	0.109	463	23-Jul	14:44:07	0.007	528	23-Jul	15:49:07	0.104
399	23-Jul	13:40:07	0.11	464	23-Jul	14:45:07	0.02	529	23-Jul	15:50:07	0.072
400	23-Jul	13:41:07	0.045	465	23-Jul	14:46:07	0.003	530	23-Jul	15:51:07	0.061
401	23-Jul	13:42:07	0.618	466	23-Jul	14:47:07	0.009	531	23-Jul	15:52:07	0.171
402	23-Jul	13:43:07	0.359	467	23-Jul	14:48:07	0.03	532	23-Jul	15:53:07	0.045
403	23-Jul	13:44:07	0.145	468	23-Jul	14:49:07	0.027	533	23-Jul	15:54:07	0.033
404	23-Jul	13:45:07	0.049	469	23-Jul	14:50:07	0.084	534	23-Jul	15:55:07	0.007
405	23-Jul	13:46:07	0.213	470	23-Jul	14:51:07	0.05	535	23-Jul	15:56:07	0.012
406	23-Jul	13:47:07	0.093	471	23-Jul	14:52:07	0.023	536	23-Jul	15:57:07	0.013
407	23-Jul	13:48:07	0.106	472	23-Jul	14:53:07	0.058	537	23-Jul	15:58:07	0.016

Point	Date	Time	Average Conc. (mg/m³)	Point	Date	Time	Average Conc. (mg/m³)
538	23-Jul	15:59:07	0.019	603	23-Jul	17:04:07	0.008
539	23-Jul	16:00:07	0.048	604	23-Jul	17:05:07	0.004
540	23-Jul	16:01:07	0.063	605	23-Jul	17:06:07	0.086
541	23-Jul	16:02:07	0.013	606	23-Jul	17:07:07	0.198
542	23-Jul	16:03:07	0.048				
543	23-Jul	16:04:07	0.006				
544	23-Jul	16:05:07	0.006				
545	23-Jul	16:06:07	0.004				
546	23-Jul	16:07:07	0.009				
547	23-Jul	16:08:07	0.005				
548	23-Jul	16:09:07	0.004				
549	23-Jul	16:10:07	1.086				
550	23-Jul	16:11:07	0.036				
551	23-Jul	16:12:07	0.272				
552	23-Jul	16:13:07	0.155				
553	23-Jul	16:14:07	0.114				
554	23-Jul	16:15:07	0.137				
555	23-Jul	16:16:07	0.029				
556	23-Jul	16:17:07	0.069				
557	23-Jul	16:18:07	0.058				
558	23-Jul	16:19:07	0.038				
559	23-Jul	16:20:07	0.088				
560	23-Jul	16:21:07	0.039				
561	23-Jul	16:22:07	0.122				
562	23-Jul	16:23:07	0.284				
563	23-Jul	16:24:07	0.257				
564	23-Jul	16:25:07	0.058				
565	23-Jul	16:26:07	0.127				
566	23-Jul	16:27:07	0.175				
567	23-Jul	16:28:07	0.071				
568	23-Jul	16:29:07	0.053				
569	23-Jul	16:30:07	0.054				
570	23-Jul	16:31:07	0.006				
571	23-Jul	16:32:07	0.004				
572	23-Jul	16:33:07	0.005				
573	23-Jul	16:34:07	0.006				
574	23-Jul	16:35:07	0.005				
575	23-Jul	16:36:07	0.005				
576	23-Jul	16:37:07	0.006				
577	23-Jul	16:38:07	0.014				
578	23-Jul	16:39:07	0.013				
579	23-Jul	16:40:07	0.01				
580	23-Jul	16:41:07	0.007				
581	23-Jul	16:42:07	0.008				
582	23-Jul	16:43:07	0.006				
583	23-Jul	16:44:07	0.006				
584	23-Jul	16:45:07	0.009				
585	23-Jul	16:46:07	0.005				
586	23-Jul	16:47:07	0.005				
587	23-Jul	16:48:07	0.015				
588	23-Jul	16:49:07	0.015				
589	23-Jul	16:50:07	0.03				
590	23-Jul	16:51:07	0.016				
591	23-Jul	16:52:07	0.013				
592	23-Jul	16:53:07	0.006				
593	23-Jul	16:54:07	0.006				
594	23-Jul	16:55:07	0.006				
595	23-Jul	16:56:07	0.006				
596	23-Jul	16:57:07	0.006				
597	23-Jul	16:58:07	0.009				
598	23-Jul	16:59:07	0.014				
599	23-Jul	17:00:07	0.007				
600	23-Jul	17:01:07	0.006				
601	23-Jul	17:02:07	0.006				
602	23-Jul	17:03:07	0.006				

24 July, 2009

pDR-1000 S/N: 05156
User ID: EB-2
Tag Number: 01
Number of logged points: 517
Start time and date: 07:09:22 24-Jul
Elapsed time: 08:37:00
Logging period (sec): 60
Calibration Factor (%): 100
Max Display Concentration: 4.936 mg/m³
Time at maximum: 10:11:54 Jul 24
Max STEL Concentration: 0.191 mg/m³
Time at max STEL: 15:46:23 Jul 24
Overall Avg Conc: 0.070 mg/m³

Point	Date	Time	Average Conc. (mg/m³)	Point	Date	Time	Average Conc. (mg/m³)	Point	Date	Time	Average Conc. (mg/m³)
1	24-Jul	07:10:22	0.097	50	24-Jul	07:59:22	0.009	99	24-Jul	08:48:22	0.072
2	24-Jul	07:11:22	0.479	51	24-Jul	08:00:22	0.015	100	24-Jul	08:49:22	0.058
3	24-Jul	07:12:22	0.147	52	24-Jul	08:01:22	0.014	101	24-Jul	08:50:22	0.039
4	24-Jul	07:13:22	0.136	53	24-Jul	08:02:22	0.029	102	24-Jul	08:51:22	0.079
5	24-Jul	07:14:22	0.127	54	24-Jul	08:03:22	0.018	103	24-Jul	08:52:22	0.04
6	24-Jul	07:15:22	0.416	55	24-Jul	08:04:22	0.017	104	24-Jul	08:53:22	0.145
7	24-Jul	07:16:22	0.151	56	24-Jul	08:05:22	0.035	105	24-Jul	08:54:22	0.257
8	24-Jul	07:17:22	0.272	57	24-Jul	08:06:22	0.063	106	24-Jul	08:55:22	0.034
9	24-Jul	07:18:22	0.039	58	24-Jul	08:07:22	0.011	107	24-Jul	08:56:22	0.026
10	24-Jul	07:19:22	0.043	59	24-Jul	08:08:22	0.023	108	24-Jul	08:57:22	0.083
11	24-Jul	07:20:22	0.023	60	24-Jul	08:09:22	0.029	109	24-Jul	08:58:22	0.05
12	24-Jul	07:21:22	0.013	61	24-Jul	08:10:22	0.015	110	24-Jul	08:59:22	0.044
13	24-Jul	07:22:22	0.015	62	24-Jul	08:11:22	0.104	111	24-Jul	09:00:22	0.015
14	24-Jul	07:23:22	0.18	63	24-Jul	08:12:22	0.088	112	24-Jul	09:01:22	0.012
15	24-Jul	07:24:22	0.07	64	24-Jul	08:13:22	0.043	113	24-Jul	09:02:22	0.056
16	24-Jul	07:25:22	0.061	65	24-Jul	08:14:22	0.033	114	24-Jul	09:03:22	0.012
17	24-Jul	07:26:22	0.057	66	24-Jul	08:15:22	0.023	115	24-Jul	09:04:22	0.026
18	24-Jul	07:27:22	0.03	67	24-Jul	08:16:22	0.018	116	24-Jul	09:05:22	0.042
19	24-Jul	07:28:22	0.028	68	24-Jul	08:17:22	0.034	117	24-Jul	09:06:22	0.078
20	24-Jul	07:29:22	0.037	69	24-Jul	08:18:22	0.03	118	24-Jul	09:07:22	0.026
21	24-Jul	07:30:22	0.018	70	24-Jul	08:19:22	0.013	119	24-Jul	09:08:22	0.013
22	24-Jul	07:31:22	0.028	71	24-Jul	08:20:22	0.013	120	24-Jul	09:09:22	0.094
23	24-Jul	07:32:22	0.018	72	24-Jul	08:21:22	0.025	121	24-Jul	09:10:22	0.074
24	24-Jul	07:33:22	0.018	73	24-Jul	08:22:22	0.255	122	24-Jul	09:11:22	0.026
25	24-Jul	07:34:22	0.094	74	24-Jul	08:23:22	0.031	123	24-Jul	09:12:22	0.093
26	24-Jul	07:35:22	0.083	75	24-Jul	08:24:22	0.037	124	24-Jul	09:13:22	0.141
27	24-Jul	07:36:22	0.02	76	24-Jul	08:25:22	0.124	125	24-Jul	09:14:22	0.067
28	24-Jul	07:37:22	0.019	77	24-Jul	08:26:22	0.014	126	24-Jul	09:15:22	0.069
29	24-Jul	07:38:22	0.01	78	24-Jul	08:27:22	0.022	127	24-Jul	09:16:22	0.05
30	24-Jul	07:39:22	0.006	79	24-Jul	08:28:22	0.013	128	24-Jul	09:17:22	0.197
31	24-Jul	07:40:22	0.017	80	24-Jul	08:29:22	0.012	129	24-Jul	09:18:22	0.075
32	24-Jul	07:41:22	0.011	81	24-Jul	08:30:22	0.019	130	24-Jul	09:19:22	0.039
33	24-Jul	07:42:22	0.066	82	24-Jul	08:31:22	0.013	131	24-Jul	09:20:22	0.058
34	24-Jul	07:43:22	0.073	83	24-Jul	08:32:22	0.009	132	24-Jul	09:21:22	0.063
35	24-Jul	07:44:22	0.185	84	24-Jul	08:33:22	0.043	133	24-Jul	09:22:22	0.015
36	24-Jul	07:45:22	0.011	85	24-Jul	08:34:22	0.096	134	24-Jul	09:23:22	0.006
37	24-Jul	07:46:22	0.01	86	24-Jul	08:35:22	0.01	135	24-Jul	09:24:22	0.007
38	24-Jul	07:47:22	0.007	87	24-Jul	08:36:22	0.01	136	24-Jul	09:25:22	0.003
39	24-Jul	07:48:22	0.006	88	24-Jul	08:37:22	0.008	137	24-Jul	09:26:22	0.008
40	24-Jul	07:49:22	0.006	89	24-Jul	08:38:22	0.007	138	24-Jul	09:27:22	0.003
41	24-Jul	07:50:22	0.008	90	24-Jul	08:39:22	0.015	139	24-Jul	09:28:22	0.005
42	24-Jul	07:51:22	0.252	91	24-Jul	08:40:22	0.02	140	24-Jul	09:29:22	0.348
43	24-Jul	07:52:22	0.588	92	24-Jul	08:41:22	0.006	141	24-Jul	09:30:22	0.255
44	24-Jul	07:53:22	0.086	93	24-Jul	08:42:22	0.265	142	24-Jul	09:31:22	0.124
45	24-Jul	07:54:22	0.014	94	24-Jul	08:43:22	0.425	143	24-Jul	09:32:22	0.077
46	24-Jul	07:55:22	0.013	95	24-Jul	08:44:22	0.653	144	24-Jul	09:33:22	0.025
47	24-Jul	07:56:22	0.042	96	24-Jul	08:45:22	0.216	145	24-Jul	09:34:22	0.027
48	24-Jul	07:57:22	0.008	97	24-Jul	08:46:22	0.086	146	24-Jul	09:35:22	0.034
49	24-Jul	07:58:22	0.01	98	24-Jul	08:47:22	0.044	147	24-Jul	09:36:22	0.086

Point	Date	Time	Average Conc. (mg/m³)	Point	Date	Time	Average Conc. (mg/m³)	Point	Date	Time	Average Conc. (mg/m³)
148	24-Jul	09:37:22	0.124	213	24-Jul	10:42:22	0.035	278	24-Jul	11:47:22	0.083
149	24-Jul	09:38:22	0.076	214	24-Jul	10:43:22	0.006	279	24-Jul	11:48:22	0.011
150	24-Jul	09:39:22	0.052	215	24-Jul	10:44:22	0.014	280	24-Jul	11:49:22	0.023
151	24-Jul	09:40:22	0.037	216	24-Jul	10:45:22	0.005	281	24-Jul	11:50:22	0.009
152	24-Jul	09:41:22	0.067	217	24-Jul	10:46:22	0.016	282	24-Jul	11:51:22	0.006
153	24-Jul	09:42:22	0.049	218	24-Jul	10:47:22	0.016	283	24-Jul	11:52:22	0.008
154	24-Jul	09:43:22	0.052	219	24-Jul	10:48:22	0.092	284	24-Jul	11:53:22	0.003
155	24-Jul	09:44:22	0.026	220	24-Jul	10:49:22	0.087	285	24-Jul	11:54:22	0.011
156	24-Jul	09:45:22	0.038	221	24-Jul	10:50:22	0.234	286	24-Jul	11:55:22	0.008
157	24-Jul	09:46:22	0.046	222	24-Jul	10:51:22	0.007	287	24-Jul	11:56:22	0.009
158	24-Jul	09:47:22	0.039	223	24-Jul	10:52:22	0.068	288	24-Jul	11:57:22	0.011
159	24-Jul	09:48:22	0.255	224	24-Jul	10:53:22	0.059	289	24-Jul	11:58:22	0.028
160	24-Jul	09:49:22	0.066	225	24-Jul	10:54:22	0.008	290	24-Jul	11:59:22	0.016
161	24-Jul	09:50:22	0.043	226	24-Jul	10:55:22	0.076	291	24-Jul	12:00:22	0.015
162	24-Jul	09:51:22	0.057	227	24-Jul	10:56:22	0.155	292	24-Jul	12:01:22	0.007
163	24-Jul	09:52:22	0.141	228	24-Jul	10:57:22	0.167	293	24-Jul	12:02:22	0.004
164	24-Jul	09:53:22	0.108	229	24-Jul	10:58:22	0.109	294	24-Jul	12:03:22	0.003
165	24-Jul	09:54:22	0.698	230	24-Jul	10:59:22	0.035	295	24-Jul	12:04:22	0.002
166	24-Jul	09:55:22	0.161	231	24-Jul	11:00:22	0.09	296	24-Jul	12:05:22	0.002
167	24-Jul	09:56:22	0.061	232	24-Jul	11:01:22	0.123	297	24-Jul	12:06:22	0.002
168	24-Jul	09:57:22	0.01	233	24-Jul	11:02:22	0.092	298	24-Jul	12:07:22	0.001
169	24-Jul	09:58:22	0.018	234	24-Jul	11:03:22	0.091	299	24-Jul	12:08:22	0.001
170	24-Jul	09:59:22	0.04	235	24-Jul	11:04:22	0.1	300	24-Jul	12:09:22	0.003
171	24-Jul	10:00:22	0.046	236	24-Jul	11:05:22	0.333	301	24-Jul	12:10:22	0.001
172	24-Jul	10:01:22	0.038	237	24-Jul	11:06:22	0.029	302	24-Jul	12:11:22	0.004
173	24-Jul	10:02:22	0.029	238	24-Jul	11:07:22	0.033	303	24-Jul	12:12:22	0.003
174	24-Jul	10:03:22	0.03	239	24-Jul	11:08:22	0.055	304	24-Jul	12:13:22	0.001
175	24-Jul	10:04:22	0.006	240	24-Jul	11:09:22	0.043	305	24-Jul	12:14:22	0.004
176	24-Jul	10:05:22	0.009	241	24-Jul	11:10:22	0.086	306	24-Jul	12:15:22	0.002
177	24-Jul	10:06:22	0.029	242	24-Jul	11:11:22	0.01	307	24-Jul	12:16:22	0.002
178	24-Jul	10:07:22	0.027	243	24-Jul	11:12:22	0.451	308	24-Jul	12:17:22	0.005
179	24-Jul	10:08:22	0.021	244	24-Jul	11:13:22	0.167	309	24-Jul	12:18:22	0.004
180	24-Jul	10:09:22	0.095	245	24-Jul	11:14:22	0.044	310	24-Jul	12:19:22	0.002
181	24-Jul	10:10:22	0.43	246	24-Jul	11:15:22	0.202	311	24-Jul	12:20:22	0.002
182	24-Jul	10:11:22	0.028	247	24-Jul	11:16:22	0.168	312	24-Jul	12:21:22	0.002
183	24-Jul	10:12:22	0.864	248	24-Jul	11:17:22	0.097	313	24-Jul	12:22:22	0.007
184	24-Jul	10:13:22	0.017	249	24-Jul	11:18:22	0.057	314	24-Jul	12:23:22	0.001
185	24-Jul	10:14:22	0.032	250	24-Jul	11:19:22	0.344	315	24-Jul	12:24:22	0.001
186	24-Jul	10:15:22	0.417	251	24-Jul	11:20:22	0.031	316	24-Jul	12:25:22	0.003
187	24-Jul	10:16:22	0.059	252	24-Jul	11:21:22	0.089	317	24-Jul	12:26:22	0.004
188	24-Jul	10:17:22	0.023	253	24-Jul	11:22:22	0.068	318	24-Jul	12:27:22	0.003
189	24-Jul	10:18:22	0.009	254	24-Jul	11:23:22	0.076	319	24-Jul	12:28:22	0.008
190	24-Jul	10:19:22	0.006	255	24-Jul	11:24:22	0.53	320	24-Jul	12:29:22	0.003
191	24-Jul	10:20:22	0.01	256	24-Jul	11:25:22	0.039	321	24-Jul	12:30:22	0.001
192	24-Jul	10:21:22	0.029	257	24-Jul	11:26:22	0.038	322	24-Jul	12:31:22	0.002
193	24-Jul	10:22:22	0.056	258	24-Jul	11:27:22	0.018	323	24-Jul	12:32:22	0.001
194	24-Jul	10:23:22	0.027	259	24-Jul	11:28:22	0.063	324	24-Jul	12:33:22	0.002
195	24-Jul	10:24:22	0.009	260	24-Jul	11:29:22	0.045	325	24-Jul	12:34:22	0.003
196	24-Jul	10:25:22	0.474	261	24-Jul	11:30:22	0.086	326	24-Jul	12:35:22	0.002
197	24-Jul	10:26:22	0.02	262	24-Jul	11:31:22	0.589	327	24-Jul	12:36:22	0.001
198	24-Jul	10:27:22	0.062	263	24-Jul	11:32:22	0.1	328	24-Jul	12:37:22	0.167
199	24-Jul	10:28:22	0.04	264	24-Jul	11:33:22	0.124	329	24-Jul	12:38:22	0.052
200	24-Jul	10:29:22	0.078	265	24-Jul	11:34:22	0.051	330	24-Jul	12:39:22	0.01
201	24-Jul	10:30:22	0.021	266	24-Jul	11:35:22	0.015	331	24-Jul	12:40:22	0.032
202	24-Jul	10:31:22	0.114	267	24-Jul	11:36:22	0.033	332	24-Jul	12:41:22	0.158
203	24-Jul	10:32:22	0.05	268	24-Jul	11:37:22	0.023	333	24-Jul	12:42:22	0.229
204	24-Jul	10:33:22	0.254	269	24-Jul	11:38:22	0.024	334	24-Jul	12:43:22	0.012
205	24-Jul	10:34:22	0.013	270	24-Jul	11:39:22	0.045	335	24-Jul	12:44:22	0.125
206	24-Jul	10:35:22	0.008	271	24-Jul	11:40:22	0.04	336	24-Jul	12:45:22	0.085
207	24-Jul	10:36:22	0.023	272	24-Jul	11:41:22	0.049	337	24-Jul	12:46:22	0.021
208	24-Jul	10:37:22	0.008	273	24-Jul	11:42:22	0.016	338	24-Jul	12:47:22	0.089
209	24-Jul	10:38:22	0.006	274	24-Jul	11:43:22	0.037	339	24-Jul	12:48:22	0.118
210	24-Jul	10:39:22	0.018	275	24-Jul	11:44:22	0.097	340	24-Jul	12:49:22	0.019
211	24-Jul	10:40:22	0.012	276	24-Jul	11:45:22	0.296	341	24-Jul	12:50:22	0.02
212	24-Jul	10:41:22	0.021	277	24-Jul	11:46:22	0.064	342	24-Jul	12:51:22	0.022

Point	Date	Time	Average Conc. (mg/m³)
343	24-Jul	12:52:22	0.044
344	24-Jul	12:53:22	0.426
345	24-Jul	12:54:22	0.071
346	24-Jul	12:55:22	0.052
347	24-Jul	12:56:22	0.054
348	24-Jul	12:57:22	0.01
349	24-Jul	12:58:22	0.06
350	24-Jul	12:59:22	0.047
351	24-Jul	13:00:22	0.014
352	24-Jul	13:01:22	0.035
353	24-Jul	13:02:22	0.029
354	24-Jul	13:03:22	0.074
355	24-Jul	13:04:22	0.043
356	24-Jul	13:05:22	0.032
357	24-Jul	13:06:22	0.033
358	24-Jul	13:07:22	0.044
359	24-Jul	13:08:22	0.014
360	24-Jul	13:09:22	0.005
361	24-Jul	13:10:22	0.007
362	24-Jul	13:11:22	0.017
363	24-Jul	13:12:22	0.099
364	24-Jul	13:13:22	0.046
365	24-Jul	13:14:22	0.005
366	24-Jul	13:15:22	0.005
367	24-Jul	13:16:22	0.033
368	24-Jul	13:17:22	0.009
369	24-Jul	13:18:22	0.164
370	24-Jul	13:19:22	0.056
371	24-Jul	13:20:22	0.194
372	24-Jul	13:21:22	0.258
373	24-Jul	13:22:22	0.15
374	24-Jul	13:23:22	0.008
375	24-Jul	13:24:22	0.326
376	24-Jul	13:25:22	0.06
377	24-Jul	13:26:22	0.066
378	24-Jul	13:27:22	0.017
379	24-Jul	13:28:22	0.031
380	24-Jul	13:29:22	0.046
381	24-Jul	13:30:22	0.019
382	24-Jul	13:31:22	0.046
383	24-Jul	13:32:22	0.033
384	24-Jul	13:33:22	0.131
385	24-Jul	13:34:22	0.511
386	24-Jul	13:35:22	0.074
387	24-Jul	13:36:22	0.073
388	24-Jul	13:37:22	0.073
389	24-Jul	13:38:22	0.469
390	24-Jul	13:39:22	0.113
391	24-Jul	13:40:22	0.063
392	24-Jul	13:41:22	0.044
393	24-Jul	13:42:22	0.088
394	24-Jul	13:43:22	0.046
395	24-Jul	13:44:22	0.06
396	24-Jul	13:45:22	0.088
397	24-Jul	13:46:22	0.099
398	24-Jul	13:47:22	0.095
399	24-Jul	13:48:22	0.083
400	24-Jul	13:49:22	0.092
401	24-Jul	13:50:22	0.061
402	24-Jul	13:51:22	0.082
403	24-Jul	13:52:22	0.07
404	24-Jul	13:53:22	0.092
405	24-Jul	13:54:22	0.162
406	24-Jul	13:55:22	0.073
407	24-Jul	13:56:22	0.005
408	24-Jul	13:57:22	0.003
409	24-Jul	13:58:22	0.011
410	24-Jul	13:59:22	0.011
411	24-Jul	14:00:22	0.01
412	24-Jul	14:01:22	0.014
413	24-Jul	14:02:22	0.014
414	24-Jul	14:03:22	0.006
415	24-Jul	14:04:22	0.003
416	24-Jul	14:05:22	0.004
417	24-Jul	14:06:22	0.005
418	24-Jul	14:07:22	0.007
419	24-Jul	14:08:22	0.005
420	24-Jul	14:09:22	0.007
421	24-Jul	14:10:22	0.006
422	24-Jul	14:11:22	0.006
423	24-Jul	14:12:22	0.007
424	24-Jul	14:13:22	0.005
425	24-Jul	14:14:22	0.138
426	24-Jul	14:15:22	0.042
427	24-Jul	14:16:22	0.094
428	24-Jul	14:17:22	0.176
429	24-Jul	14:18:22	0.415
430	24-Jul	14:19:22	0.044
431	24-Jul	14:20:22	0.009
432	24-Jul	14:21:22	0.029
433	24-Jul	14:22:22	0.593
434	24-Jul	14:23:22	0.105
435	24-Jul	14:24:22	0.177
436	24-Jul	14:25:22	0.013
437	24-Jul	14:26:22	0.062
438	24-Jul	14:27:22	0.022
439	24-Jul	14:28:22	0.034
440	24-Jul	14:29:22	0.008
441	24-Jul	14:30:22	0.012
442	24-Jul	14:31:22	0.028
443	24-Jul	14:32:22	0.017
444	24-Jul	14:33:22	0.017
445	24-Jul	14:34:22	0.015
446	24-Jul	14:35:22	0.108
447	24-Jul	14:36:22	0.017
448	24-Jul	14:37:22	0.008
449	24-Jul	14:38:22	0.009
450	24-Jul	14:39:22	0.006
451	24-Jul	14:40:22	0.016
452	24-Jul	14:41:22	0.015
453	24-Jul	14:42:22	0.015
454	24-Jul	14:43:22	0.007
455	24-Jul	14:44:22	0.005
456	24-Jul	14:45:22	0.005
457	24-Jul	14:46:22	0.006
458	24-Jul	14:47:22	0.007
459	24-Jul	14:48:22	0.199
460	24-Jul	14:49:22	0.014
461	24-Jul	14:50:22	0.011
462	24-Jul	14:51:22	0.013
463	24-Jul	14:52:22	0.013
464	24-Jul	14:53:22	0.006
465	24-Jul	14:54:22	0.008
466	24-Jul	14:55:22	0.311
467	24-Jul	14:56:22	0.039
468	24-Jul	14:57:22	0.005
469	24-Jul	14:58:22	0.038
470	24-Jul	14:59:22	0.018
471	24-Jul	15:00:22	0.015
472	24-Jul	15:01:22	0.02
473	24-Jul	15:02:22	0.009
474	24-Jul	15:03:22	0.008
475	24-Jul	15:04:22	0.057
476	24-Jul	15:05:22	0.023
477	24-Jul	15:06:22	0.015
478	24-Jul	15:07:22	0.017
479	24-Jul	15:08:22	0.005
480	24-Jul	15:09:22	0.009
481	24-Jul	15:10:22	0.038
482	24-Jul	15:11:22	0.006
483	24-Jul	15:12:22	0.007
484	24-Jul	15:13:22	0.004
485	24-Jul	15:14:22	0.005
486	24-Jul	15:15:22	0.009
487	24-Jul	15:16:22	0.006
488	24-Jul	15:17:22	0.022
489	24-Jul	15:18:22	0.006
490	24-Jul	15:19:22	0.005
491	24-Jul	15:20:22	0.009
492	24-Jul	15:21:22	0.005
493	24-Jul	15:22:22	0.006
494	24-Jul	15:23:22	0.006
495	24-Jul	15:24:22	0.004
496	24-Jul	15:25:22	0.005
497	24-Jul	15:26:22	0.006
498	24-Jul	15:27:22	0.007
499	24-Jul	15:28:22	0.006
500	24-Jul	15:29:22	0.008
501	24-Jul	15:30:22	0.007
502	24-Jul	15:31:22	0.005
503	24-Jul	15:32:22	0.005
504	24-Jul	15:33:22	0.007
505	24-Jul	15:34:22	0.006
506	24-Jul	15:35:22	0.014
507	24-Jul	15:36:22	0.007
508	24-Jul	15:37:22	0.006
509	24-Jul	15:38:22	0.044
510	24-Jul	15:39:22	0.981
511	24-Jul	15:40:22	0.76
512	24-Jul	15:41:22	0.371
513	24-Jul	15:42:22	0.449
514	24-Jul	15:43:22	0.075
515	24-Jul	15:44:22	0.008
516	24-Jul	15:45:22	0.121
517	24-Jul	15:46:22	0.027

31 July, 2009

pDR-1000 S/N: 04476
User ID: EB-1
Tag Number: 01 & 02
Number of logged points: 116
Start time and date: 08:59:34 31-Jul
Elapsed time: 01:56:00
Logging period (sec): 60
Calibration Factor (%): 100
Max Display Concentration: 2.491 mg/m³
Time at maximum: 09:27:41 Jul 31
Max STEL Concentration: 0.210 mg/m³
Time at max STEL: 09:34:35 Jul 31
Overall Avg Conc: 0.043 mg/m³

Point	Date	Time	Average Conc. (mg/m³)	Point	Date	Time	Average Conc. (mg/m³)	Point	Date	Time	Average Conc. (mg/m³)
1	31-Jul	09:00:34	0.023	50	31-Jul	11:29:03	0.015	99	31-Jul	12:18:03	0.007
2	31-Jul	09:01:34	0.012	51	31-Jul	11:30:03	0.027	100	31-Jul	12:19:03	0.009
3	31-Jul	09:02:34	0.012	52	31-Jul	11:31:03	0.023	101	31-Jul	12:20:03	0.012
4	31-Jul	09:03:34	0.006	53	31-Jul	11:32:03	0.02	102	31-Jul	12:21:03	0.006
5	31-Jul	09:04:34	0.006	54	31-Jul	11:33:03	0.015	103	31-Jul	12:22:03	0.011
6	31-Jul	09:05:34	0.009	55	31-Jul	11:34:03	0.025	104	31-Jul	12:23:03	0.007
7	31-Jul	09:06:34	0.024	56	31-Jul	11:35:03	0.045	105	31-Jul	12:24:03	0.004
8	31-Jul	09:07:34	0.02	57	31-Jul	11:36:03	0.024	106	31-Jul	12:25:03	0.006
9	31-Jul	09:08:34	0.008	58	31-Jul	11:37:03	0.015	107	31-Jul	12:26:03	0.018
10	31-Jul	09:09:34	0.01	59	31-Jul	11:38:03	0.011	108	31-Jul	12:27:03	0.031
11	31-Jul	09:10:34	0.025	60	31-Jul	11:39:03	0.01	109	31-Jul	12:28:03	0.023
12	31-Jul	09:11:34	0.046	61	31-Jul	11:40:03	0.009	110	31-Jul	12:29:03	0.014
13	31-Jul	09:12:34	0.013	62	31-Jul	11:41:03	0.015	111	31-Jul	12:30:03	0.011
14	31-Jul	09:13:34	0.012	63	31-Jul	11:42:03	0.02	112	31-Jul	12:31:03	0.008
15	31-Jul	09:14:34	0.011	64	31-Jul	11:43:03	0.013	113	31-Jul	12:32:03	0.009
16	31-Jul	09:15:34	0.014	65	31-Jul	11:44:03	0.012	114	31-Jul	12:33:03	0.128
17	31-Jul	09:16:34	0.041	66	31-Jul	11:45:03	0.007	115	31-Jul	12:34:03	0.028
18	31-Jul	09:17:34	0.031	67	31-Jul	11:46:03	0.007	116	31-Jul	12:35:03	0.019
19	31-Jul	09:18:34	0.021	68	31-Jul	11:47:03	0.013				
20	31-Jul	09:19:34	0.018	69	31-Jul	11:48:03	0.007				
21	31-Jul	09:20:34	0.016	70	31-Jul	11:49:03	0.007				
22	31-Jul	09:21:34	0.024	71	31-Jul	11:50:03	0.007				
23	31-Jul	09:22:34	0.136	72	31-Jul	11:51:03	0.008				
24	31-Jul	09:23:34	0.057	73	31-Jul	11:52:03	0.01				
25	31-Jul	09:24:34	0.173	74	31-Jul	11:53:03	0.013				
26	31-Jul	09:25:34	0.308	75	31-Jul	11:54:03	0.006				
27	31-Jul	09:26:34	0.63	76	31-Jul	11:55:03	0.007				
28	31-Jul	09:27:34	0.853	77	31-Jul	11:56:03	0.007				
29	31-Jul	09:28:34	0.42	78	31-Jul	11:57:03	0.026				
30	31-Jul	09:29:34	0.023	79	31-Jul	11:58:03	0.039				
31	31-Jul	09:30:34	0.016	80	31-Jul	11:59:03	0.015				
32	31-Jul	09:31:34	0.008	81	31-Jul	12:00:03	0.012				
33	31-Jul	09:32:34	0.053	82	31-Jul	12:01:03	0.007				
34	31-Jul	09:33:34	0.241	83	31-Jul	12:02:03	0.006				
35	31-Jul	09:34:34	0.186	84	31-Jul	12:03:03	0.013				
36	31-Jul	09:35:34	0.021	85	31-Jul	12:04:03	0.042				
37	31-Jul	09:36:34	0.008	86	31-Jul	12:05:03	0.032				
38	31-Jul	09:37:34	0.016	87	31-Jul	12:06:03	0.007				
39	31-Jul	09:38:34	0.02	88	31-Jul	12:07:03	0.01				
40	31-Jul	09:39:34	0.04	89	31-Jul	12:08:03	0.008				
41	31-Jul	09:40:34	0.032	90	31-Jul	12:09:03	0.005				
42	31-Jul	09:41:34	0.025	91	31-Jul	12:10:03	0.012				
43	31-Jul	09:42:34	0.026	92	31-Jul	12:11:03	0.015				
44	31-Jul	09:43:34	0.021	93	31-Jul	12:12:03	0.029				
45	31-Jul	11:24:03	0.027	94	31-Jul	12:13:03	0.035				
46	31-Jul	11:25:03	0.039	95	31-Jul	12:14:03	0.03				
47	31-Jul	11:26:03	0.043	96	31-Jul	12:15:03	0.015				
48	31-Jul	11:27:03	0.025	97	31-Jul	12:16:03	0.024				
49	31-Jul	11:28:03	0.026	98	31-Jul	12:17:03	0.012				

3 August, 2009

pDR-1000 S/N: 05156
User ID: EB-2
Tag Number: 01
Number of logged points: 401
Start time and date: 10:20:38 03-Aug
Elapsed time: 07:20:00
Logging period (sec): 60
Calibration Factor (%): 100
Max Display Concentration: 7.074 mg/m³
Time at maximum: 10:27:57 Aug 03
Max STEL Concentration: 0.395 mg/m³
Time at max STEL: 10:42:39 Aug 03
Overall Avg Conc: 0.078 mg/m³

Point	Date	Time	Average Conc. (mg/m³)	Point	Date	Time	Average Conc. (mg/m³)	Point	Date	Time	Average Conc. (mg/m³)
1	3-Aug	10:20:38	0.007	50	3-Aug	11:09:38	0.08	99	3-Aug	11:58:38	0.013
2	3-Aug	10:21:38	0.007	51	3-Aug	11:10:38	0.02	100	3-Aug	11:59:38	0.02
3	3-Aug	10:22:38	0.011	52	3-Aug	11:11:38	0.02	101	3-Aug	12:00:38	0.017
4	3-Aug	10:23:38	0.003	53	3-Aug	11:12:38	0.027	102	3-Aug	12:01:38	0.016
5	3-Aug	10:24:38	0.004	54	3-Aug	11:13:38	0.018	103	3-Aug	12:02:38	0.014
6	3-Aug	10:25:38	0.003	55	3-Aug	11:14:38	0.025	104	3-Aug	12:03:38	0.017
7	3-Aug	10:26:38	0.004	56	3-Aug	11:15:38	0.016	105	3-Aug	12:04:38	0.012
8	3-Aug	10:27:38	0.005	57	3-Aug	11:16:38	0.014	106	3-Aug	12:05:38	0.014
9	3-Aug	10:28:38	2.46	58	3-Aug	11:17:38	0.023	107	3-Aug	12:06:38	0.013
10	3-Aug	10:29:38	0.342	59	3-Aug	11:18:38	0.03	108	3-Aug	12:07:38	0.011
11	3-Aug	10:30:38	1.665	60	3-Aug	11:19:38	0.027	109	3-Aug	12:08:38	0.014
12	3-Aug	10:31:38	0.25	61	3-Aug	11:20:38	0.015	110	3-Aug	12:09:38	0.015
13	3-Aug	10:32:38	0.102	62	3-Aug	11:21:38	0.195	111	3-Aug	12:10:38	0.013
14	3-Aug	10:33:38	0.101	63	3-Aug	11:22:38	0.286	112	3-Aug	12:11:38	0.053
15	3-Aug	10:34:38	0.173	64	3-Aug	11:23:38	0.122	113	3-Aug	12:12:38	0.024
16	3-Aug	10:35:38	0.052	65	3-Aug	11:24:38	0.03	114	3-Aug	12:13:38	0.017
17	3-Aug	10:36:38	0.011	66	3-Aug	11:25:38	0.036	115	3-Aug	12:14:38	0.026
18	3-Aug	10:37:38	0.006	67	3-Aug	11:26:38	0.038	116	3-Aug	12:15:38	0.014
19	3-Aug	10:38:38	0.024	68	3-Aug	11:27:38	0.02	117	3-Aug	12:16:38	0.027
20	3-Aug	10:39:38	0.064	69	3-Aug	11:28:38	0.036	118	3-Aug	12:17:38	0.037
21	3-Aug	10:40:38	0.262	70	3-Aug	11:29:38	0.022	119	3-Aug	12:18:38	0.082
22	3-Aug	10:41:38	0.271	71	3-Aug	11:30:38	0.024	120	3-Aug	12:19:38	0.031
23	3-Aug	10:42:38	0.14	72	3-Aug	11:31:38	0.018	121	3-Aug	12:20:38	0.017
24	3-Aug	10:43:38	0.078	73	3-Aug	11:32:38	0.037	122	3-Aug	12:21:38	0.016
25	3-Aug	10:44:38	0.051	74	3-Aug	11:33:38	0.037	123	3-Aug	12:22:38	0.203
26	3-Aug	10:45:38	0.121	75	3-Aug	11:34:38	0.042	124	3-Aug	12:23:38	0.079
27	3-Aug	10:46:38	0.236	76	3-Aug	11:35:38	0.044	125	3-Aug	12:24:38	0.158
28	3-Aug	10:47:38	0.149	77	3-Aug	11:36:38	0.022	126	3-Aug	12:25:38	0.124
29	3-Aug	10:48:38	0.11	78	3-Aug	11:37:38	0.025	127	3-Aug	12:26:38	0.07
30	3-Aug	10:49:38	0.062	79	3-Aug	11:38:38	0.032	128	3-Aug	12:27:38	0.016
31	3-Aug	10:50:38	0.047	80	3-Aug	11:39:38	0.028	129	3-Aug	12:28:38	0.054
32	3-Aug	10:51:38	0.045	81	3-Aug	11:40:38	0.024	130	3-Aug	12:29:38	0.031
33	3-Aug	10:52:38	0.035	82	3-Aug	11:41:38	0.025	131	3-Aug	12:30:38	0.022
34	3-Aug	10:53:38	0.031	83	3-Aug	11:42:38	0.021	132	3-Aug	12:31:38	0.023
35	3-Aug	10:54:38	0.033	84	3-Aug	11:43:38	0.018	133	3-Aug	12:32:38	0.156
36	3-Aug	10:55:38	0.03	85	3-Aug	11:44:38	0.028	134	3-Aug	12:33:38	0.467
37	3-Aug	10:56:38	0.027	86	3-Aug	11:45:38	0.025	135	3-Aug	12:34:38	0.454
38	3-Aug	10:57:38	0.022	87	3-Aug	11:46:38	0.037	136	3-Aug	12:35:38	0.078
39	3-Aug	10:58:38	0.02	88	3-Aug	11:47:38	0.074	137	3-Aug	12:36:38	0.129
40	3-Aug	10:59:38	0.031	89	3-Aug	11:48:38	0.089	138	3-Aug	12:37:38	0.184
41	3-Aug	11:00:38	0.034	90	3-Aug	11:49:38	0.04	139	3-Aug	12:38:38	0.048
42	3-Aug	11:01:38	0.341	91	3-Aug	11:50:38	0.081	140	3-Aug	12:39:38	0.073
43	3-Aug	11:02:38	0.189	92	3-Aug	11:51:38	0.037	141	3-Aug	12:40:38	0.21
44	3-Aug	11:03:38	0.361	93	3-Aug	11:52:38	0.069	142	3-Aug	12:41:38	0.097
45	3-Aug	11:04:38	0.032	94	3-Aug	11:53:38	0.047	143	3-Aug	12:42:38	0.03
46	3-Aug	11:05:38	0.158	95	3-Aug	11:54:38	0.023	144	3-Aug	12:43:38	0.043
47	3-Aug	11:06:38	0.036	96	3-Aug	11:55:38	0.048	145	3-Aug	12:44:38	0.024
48	3-Aug	11:07:38	0.075	97	3-Aug	11:56:38	0.039	146	3-Aug	12:45:38	0.022
49	3-Aug	11:08:38	0.23	98	3-Aug	11:57:38	0.031	147	3-Aug	12:46:38	0.032

Point	Date	Time	Average Conc. (mg/m³)	Point	Date	Time	Average Conc. (mg/m³)	Point	Date	Time	Average Conc. (mg/m³)
148	3-Aug	12:47:38	0.061	213	3-Aug	13:52:38	0.026	278	3-Aug	14:57:38	0.151
149	3-Aug	12:48:38	0.249	214	3-Aug	13:53:38	0.043	279	3-Aug	14:58:38	0.026
150	3-Aug	12:49:38	0.077	215	3-Aug	13:54:38	0.058	280	3-Aug	14:59:38	0.012
151	3-Aug	12:50:38	0.101	216	3-Aug	13:55:38	0.073	281	3-Aug	15:00:38	0.01
152	3-Aug	12:51:38	0.16	217	3-Aug	13:56:38	0.048	282	3-Aug	15:01:38	0.017
153	3-Aug	12:52:38	0.993	218	3-Aug	13:57:38	0.04	283	3-Aug	15:02:38	0.012
154	3-Aug	12:53:38	0.556	219	3-Aug	13:58:38	0.052	284	3-Aug	15:03:38	0.009
155	3-Aug	12:54:38	0.045	220	3-Aug	13:59:38	0.021	285	3-Aug	15:04:38	0.009
156	3-Aug	12:55:38	0.087	221	3-Aug	14:00:38	0.297	286	3-Aug	15:05:38	0.012
157	3-Aug	12:56:38	0.022	222	3-Aug	14:01:38	0.305	287	3-Aug	15:06:38	0.012
158	3-Aug	12:57:38	0.034	223	3-Aug	14:02:38	0.104	288	3-Aug	15:07:38	0.008
159	3-Aug	12:58:38	0.048	224	3-Aug	14:03:38	0.057	289	3-Aug	15:08:38	0.012
160	3-Aug	12:59:38	0.076	225	3-Aug	14:04:38	0.063	290	3-Aug	15:09:38	0.011
161	3-Aug	13:00:38	0.145	226	3-Aug	14:05:38	0.05	291	3-Aug	15:10:38	0.005
162	3-Aug	13:01:38	0.262	227	3-Aug	14:06:38	0.174	292	3-Aug	15:11:38	0.006
163	3-Aug	13:02:38	0.317	228	3-Aug	14:07:38	0.05	293	3-Aug	15:12:38	0.008
164	3-Aug	13:03:38	0.149	229	3-Aug	14:08:38	0.024	294	3-Aug	15:13:38	0.012
165	3-Aug	13:04:38	0.027	230	3-Aug	14:09:38	0.046	295	3-Aug	15:14:38	0.019
166	3-Aug	13:05:38	0.02	231	3-Aug	14:10:38	0.197	296	3-Aug	15:15:38	0.009
167	3-Aug	13:06:38	0.046	232	3-Aug	14:11:38	0.081	297	3-Aug	15:16:38	0.008
168	3-Aug	13:07:38	0.142	233	3-Aug	14:12:38	0.021	298	3-Aug	15:17:38	0.007
169	3-Aug	13:08:38	0.057	234	3-Aug	14:13:38	0.017	299	3-Aug	15:18:38	0.014
170	3-Aug	13:09:38	0.026	235	3-Aug	14:14:38	0.019	300	3-Aug	15:19:38	0.013
171	3-Aug	13:10:38	0.028	236	3-Aug	14:15:38	0.039	301	3-Aug	15:20:38	0.01
172	3-Aug	13:11:38	0.022	237	3-Aug	14:16:38	0.032	302	3-Aug	15:21:38	0.017
173	3-Aug	13:12:38	0.015	238	3-Aug	14:17:38	0.013	303	3-Aug	15:22:38	0.01
174	3-Aug	13:13:38	0.015	239	3-Aug	14:18:38	0.023	304	3-Aug	15:23:38	0.008
175	3-Aug	13:14:38	0.016	240	3-Aug	14:19:38	0.046	305	3-Aug	15:24:38	0.01
176	3-Aug	13:15:38	0.033	241	3-Aug	14:20:38	0.062	306	3-Aug	15:25:38	0.008
177	3-Aug	13:16:38	0.039	242	3-Aug	14:21:38	0.014	307	3-Aug	15:26:38	0.05
178	3-Aug	13:17:38	0.134	243	3-Aug	14:22:38	0.02	308	3-Aug	15:27:38	0.013
179	3-Aug	13:18:38	0.091	244	3-Aug	14:23:38	0.031	309	3-Aug	15:28:38	0.029
180	3-Aug	13:19:38	0.021	245	3-Aug	14:24:38	0.038	310	3-Aug	15:29:38	0.088
181	3-Aug	13:20:38	0.038	246	3-Aug	14:25:38	0.026	311	3-Aug	15:30:38	0.012
182	3-Aug	13:21:38	0.123	247	3-Aug	14:26:38	0.027	312	3-Aug	15:31:38	0.01
183	3-Aug	13:22:38	0.053	248	3-Aug	14:27:38	0.063	313	3-Aug	15:32:38	0.059
184	3-Aug	13:23:38	0.029	249	3-Aug	14:28:38	0.066	314	3-Aug	15:33:38	0.019
185	3-Aug	13:24:38	0.051	250	3-Aug	14:29:38	0.081	315	3-Aug	15:34:38	0.031
186	3-Aug	13:25:38	0.053	251	3-Aug	14:30:38	0.023	316	3-Aug	15:35:38	0.053
187	3-Aug	13:26:38	0.017	252	3-Aug	14:31:38	0.052	317	3-Aug	15:36:38	0.026
188	3-Aug	13:27:38	0.014	253	3-Aug	14:32:38	0.045	318	3-Aug	15:37:38	0.017
189	3-Aug	13:28:38	0.014	254	3-Aug	14:33:38	0.026	319	3-Aug	15:38:38	0.009
190	3-Aug	13:29:38	0.01	255	3-Aug	14:34:38	0.015	320	3-Aug	15:39:38	0.036
191	3-Aug	13:30:38	0.011	256	3-Aug	14:35:38	0.008	321	3-Aug	15:40:38	0.171
192	3-Aug	13:31:38	0.016	257	3-Aug	14:36:38	0.032	322	3-Aug	15:41:38	0.067
193	3-Aug	13:32:38	0.012	258	3-Aug	14:37:38	0.042	323	3-Aug	15:42:38	0.219
194	3-Aug	13:33:38	0.011	259	3-Aug	14:38:38	0.041	324	3-Aug	15:43:38	0.212
195	3-Aug	13:34:38	0.012	260	3-Aug	14:39:38	0.049	325	3-Aug	15:44:38	0.058
196	3-Aug	13:35:38	0.013	261	3-Aug	14:40:38	0.025	326	3-Aug	15:45:38	0.148
197	3-Aug	13:36:38	0.014	262	3-Aug	14:41:38	0.01	327	3-Aug	15:46:38	0.157
198	3-Aug	13:37:38	0.024	263	3-Aug	14:42:38	0.006	328	3-Aug	15:47:38	0.056
199	3-Aug	13:38:38	0.019	264	3-Aug	14:43:38	0.016	329	3-Aug	15:48:38	0.065
200	3-Aug	13:39:38	0.022	265	3-Aug	14:44:38	0.008	330	3-Aug	15:49:38	0.077
201	3-Aug	13:40:38	0.057	266	3-Aug	14:45:38	0.036	331	3-Aug	15:50:38	0.053
202	3-Aug	13:41:38	0.045	267	3-Aug	14:46:38	0.014	332	3-Aug	15:51:38	0.065
203	3-Aug	13:42:38	0.037	268	3-Aug	14:47:38	0.029	333	3-Aug	15:52:38	0.024
204	3-Aug	13:43:38	0.033	269	3-Aug	14:48:38	0.16	334	3-Aug	15:53:38	0.14
205	3-Aug	13:44:38	0.031	270	3-Aug	14:49:38	0.031	335	3-Aug	15:54:38	0.094
206	3-Aug	13:45:38	0.026	271	3-Aug	14:50:38	0.009	336	3-Aug	15:55:38	0.074
207	3-Aug	13:46:38	0.146	272	3-Aug	14:51:38	0.06	337	3-Aug	15:56:38	0.088
208	3-Aug	13:47:38	0.124	273	3-Aug	14:52:38	0.064	338	3-Aug	15:57:38	0.039
209	3-Aug	13:48:38	0.08	274	3-Aug	14:53:38	0.011	339	3-Aug	15:58:38	0.012
210	3-Aug	13:49:38	0.079	275	3-Aug	14:54:38	0.459	340	3-Aug	15:59:38	0.013
211	3-Aug	13:50:38	0.163	276	3-Aug	14:55:38	0.115	341	3-Aug	16:00:38	0.02
212	3-Aug	13:51:38	0.083	277	3-Aug	14:56:38	0.034	342	3-Aug	16:01:38	0.03

Point	Date	Time	Average Conc. (mg/m³)
343	3-Aug	16:02:38	0.037
344	3-Aug	16:03:38	0.023
345	3-Aug	16:04:38	0.12
346	3-Aug	16:05:38	0.114
347	3-Aug	16:06:38	0.831
348	3-Aug	16:07:38	0.1
349	3-Aug	16:08:38	0.025
350	3-Aug	16:09:38	0.014
351	3-Aug	16:10:38	0.05
352	3-Aug	16:11:38	0.167
353	3-Aug	16:12:38	0.058
354	3-Aug	16:13:38	0.02
355	3-Aug	16:14:38	0.043
356	3-Aug	16:15:38	0.016
357	3-Aug	16:16:38	0.012
358	3-Aug	16:17:38	0.022
359	3-Aug	16:18:38	0.019
360	3-Aug	16:19:38	0.009
361	3-Aug	16:20:38	0.01
362	3-Aug	16:21:38	0.01
363	3-Aug	16:22:38	0.013
364	3-Aug	16:23:38	0.011
365	3-Aug	16:24:38	0.007
366	3-Aug	16:25:38	0.011
367	3-Aug	16:26:38	0.008
368	3-Aug	16:27:38	0.008
369	3-Aug	16:28:38	0.012
370	3-Aug	16:29:38	0.008
371	3-Aug	16:30:38	0.007
372	3-Aug	16:31:38	0.113
373	3-Aug	16:32:38	0.138
374	3-Aug	16:33:38	0.121
375	3-Aug	16:34:38	0.112
376	3-Aug	16:35:38	0.113
377	3-Aug	16:36:38	0.093
378	3-Aug	16:37:38	0.084
379	3-Aug	16:38:38	0.113
380	3-Aug	16:39:38	0.122
381	3-Aug	16:40:38	0.119
382	3-Aug	16:41:38	0.126
383	3-Aug	16:42:38	0.164
384	3-Aug	16:43:38	0.155
385	3-Aug	16:44:38	0.12
386	3-Aug	16:45:38	0.116
387	3-Aug	16:46:38	0.14
388	3-Aug	16:47:38	0.129
389	3-Aug	16:48:38	0.129
390	3-Aug	16:49:38	0.137
391	3-Aug	16:50:38	0.132
392	3-Aug	16:51:38	0.112
393	3-Aug	16:52:38	0.108
394	3-Aug	16:53:38	0.09
395	3-Aug	16:54:38	0.101
396	3-Aug	16:55:38	0.088
397	3-Aug	16:56:38	0.083
398	3-Aug	16:57:38	0.065
399	3-Aug	16:58:38	0.055
400	3-Aug	16:59:38	0.051
401	3-Aug	17:00:38	0.051

4 August, 2009

pDR-1000 S/N: 04476
User ID: EB-1
Tag Number: 01
Number of logged points: 573
Start time and date: 07:01:00 04-Aug
Elapsed time: 09:33:00
Logging period (sec): 60
Calibration Factor (%): 100
Max Display Concentration: 17.624 mg/m³
Time at maximum: 13:11:10 Aug 04
Max STEL Concentration: 0.707 mg/m³
Time at max STEL: 13:14:01 Aug 04
Overall Avg Conc: 0.156 mg/m³

Point	Date	Time	Average Conc. (mg/m³)	Point	Date	Time	Average Conc. (mg/m³)	Point	Date	Time	Average Conc. (mg/m³)
1	4-Aug	07:02:00	0.051	50	4-Aug	07:51:00	0.042	99	4-Aug	08:40:00	0.255
2	4-Aug	07:03:00	0.055	51	4-Aug	07:52:00	0.041	100	4-Aug	08:41:00	0.294
3	4-Aug	07:04:00	0.061	52	4-Aug	07:53:00	0.05	101	4-Aug	08:42:00	0.329
4	4-Aug	07:05:00	0.066	53	4-Aug	07:54:00	0.041	102	4-Aug	08:43:00	0.279
5	4-Aug	07:06:00	0.047	54	4-Aug	07:55:00	0.041	103	4-Aug	08:44:00	0.365
6	4-Aug	07:07:00	0.04	55	4-Aug	07:56:00	0.045	104	4-Aug	08:45:00	0.257
7	4-Aug	07:08:00	0.045	56	4-Aug	07:57:00	0.054	105	4-Aug	08:46:00	0.158
8	4-Aug	07:09:00	0.051	57	4-Aug	07:58:00	0.047	106	4-Aug	08:47:00	0.083
9	4-Aug	07:10:00	0.051	58	4-Aug	07:59:00	0.052	107	4-Aug	08:48:00	0.087
10	4-Aug	07:11:00	0.069	59	4-Aug	08:00:00	0.051	108	4-Aug	08:49:00	0.153
11	4-Aug	07:12:00	0.057	60	4-Aug	08:01:00	0.056	109	4-Aug	08:50:00	0.125
12	4-Aug	07:13:00	0.041	61	4-Aug	08:02:00	0.129	110	4-Aug	08:51:00	0.103
13	4-Aug	07:14:00	0.046	62	4-Aug	08:03:00	0.083	111	4-Aug	08:52:00	0.18
14	4-Aug	07:15:00	0.044	63	4-Aug	08:04:00	0.063	112	4-Aug	08:53:00	0.278
15	4-Aug	07:16:00	0.06	64	4-Aug	08:05:00	0.096	113	4-Aug	08:54:00	0.255
16	4-Aug	07:17:00	0.076	65	4-Aug	08:06:00	0.049	114	4-Aug	08:55:00	0.191
17	4-Aug	07:18:00	0.064	66	4-Aug	08:07:00	0.061	115	4-Aug	08:56:00	0.186
18	4-Aug	07:19:00	0.04	67	4-Aug	08:08:00	0.069	116	4-Aug	08:57:00	0.169
19	4-Aug	07:20:00	0.038	68	4-Aug	08:09:00	0.07	117	4-Aug	08:58:00	0.14
20	4-Aug	07:21:00	0.048	69	4-Aug	08:10:00	0.064	118	4-Aug	08:59:00	0.132
21	4-Aug	07:22:00	0.043	70	4-Aug	08:11:00	0.046	119	4-Aug	09:00:00	0.125
22	4-Aug	07:23:00	0.047	71	4-Aug	08:12:00	0.046	120	4-Aug	09:01:00	0.118
23	4-Aug	07:24:00	0.051	72	4-Aug	08:13:00	0.051	121	4-Aug	09:02:00	0.109
24	4-Aug	07:25:00	0.056	73	4-Aug	08:14:00	0.04	122	4-Aug	09:03:00	0.117
25	4-Aug	07:26:00	0.051	74	4-Aug	08:15:00	0.045	123	4-Aug	09:04:00	0.1
26	4-Aug	07:27:00	0.051	75	4-Aug	08:16:00	0.047	124	4-Aug	09:05:00	0.089
27	4-Aug	07:28:00	0.045	76	4-Aug	08:17:00	0.041	125	4-Aug	09:06:00	0.091
28	4-Aug	07:29:00	0.053	77	4-Aug	08:18:00	0.047	126	4-Aug	09:07:00	0.077
29	4-Aug	07:30:00	0.052	78	4-Aug	08:19:00	0.05	127	4-Aug	09:08:00	0.076
30	4-Aug	07:31:00	0.042	79	4-Aug	08:20:00	0.04	128	4-Aug	09:09:00	0.077
31	4-Aug	07:32:00	0.054	80	4-Aug	08:21:00	0.04	129	4-Aug	09:10:00	0.137
32	4-Aug	07:33:00	0.047	81	4-Aug	08:22:00	0.091	130	4-Aug	09:11:00	0.121
33	4-Aug	07:34:00	0.044	82	4-Aug	08:23:00	0.063	131	4-Aug	09:12:00	0.113
34	4-Aug	07:35:00	0.043	83	4-Aug	08:24:00	0.042	132	4-Aug	09:13:00	0.136
35	4-Aug	07:36:00	0.039	84	4-Aug	08:25:00	0.048	133	4-Aug	09:14:00	0.294
36	4-Aug	07:37:00	0.042	85	4-Aug	08:26:00	0.041	134	4-Aug	09:15:00	0.318
37	4-Aug	07:38:00	0.041	86	4-Aug	08:27:00	0.037	135	4-Aug	09:16:00	0.375
38	4-Aug	07:39:00	0.045	87	4-Aug	08:28:00	0.039	136	4-Aug	09:17:00	0.37
39	4-Aug	07:40:00	0.118	88	4-Aug	08:29:00	0.027	137	4-Aug	09:18:00	0.345
40	4-Aug	07:41:00	0.139	89	4-Aug	08:30:00	0.04	138	4-Aug	09:19:00	0.328
41	4-Aug	07:42:00	0.128	90	4-Aug	08:31:00	0.043	139	4-Aug	09:20:00	0.317
42	4-Aug	07:43:00	0.069	91	4-Aug	08:32:00	0.057	140	4-Aug	09:21:00	0.325
43	4-Aug	07:44:00	0.06	92	4-Aug	08:33:00	0.05	141	4-Aug	09:22:00	0.293
44	4-Aug	07:45:00	0.052	93	4-Aug	08:34:00	0.077	142	4-Aug	09:23:00	0.709
45	4-Aug	07:46:00	0.053	94	4-Aug	08:35:00	0.071	143	4-Aug	09:24:00	0.334
46	4-Aug	07:47:00	0.052	95	4-Aug	08:36:00	0.162	144	4-Aug	09:25:00	0.329
47	4-Aug	07:48:00	0.04	96	4-Aug	08:37:00	0.176	145	4-Aug	09:26:00	0.283
48	4-Aug	07:49:00	0.037	97	4-Aug	08:38:00	0.129	146	4-Aug	09:27:00	0.369
49	4-Aug	07:50:00	0.043	98	4-Aug	08:39:00	0.119	147	4-Aug	09:28:00	0.331

Point	Date	Time	Average Conc. (mg/m³)	Point	Date	Time	Average Conc. (mg/m³)	Point	Date	Time	Average Conc. (mg/m³)
148	4-Aug	09:29:00	0.329	213	4-Aug	10:34:00	0.079	278	4-Aug	11:39:00	0.159
149	4-Aug	09:30:00	0.262	214	4-Aug	10:35:00	0.14	279	4-Aug	11:40:00	0.103
150	4-Aug	09:31:00	0.224	215	4-Aug	10:36:00	0.163	280	4-Aug	11:41:00	0.068
151	4-Aug	09:32:00	0.202	216	4-Aug	10:37:00	1.066	281	4-Aug	11:42:00	0.047
152	4-Aug	09:33:00	0.15	217	4-Aug	10:38:00	0.126	282	4-Aug	11:43:00	0.046
153	4-Aug	09:34:00	0.105	218	4-Aug	10:39:00	0.736	283	4-Aug	11:44:00	0.051
154	4-Aug	09:35:00	0.087	219	4-Aug	10:40:00	0.272	284	4-Aug	11:45:00	0.033
155	4-Aug	09:36:00	0.083	220	4-Aug	10:41:00	0.236	285	4-Aug	11:46:00	0.045
156	4-Aug	09:37:00	0.065	221	4-Aug	10:42:00	0.175	286	4-Aug	11:47:00	0.033
157	4-Aug	09:38:00	0.058	222	4-Aug	10:43:00	0.176	287	4-Aug	11:48:00	0.037
158	4-Aug	09:39:00	0.059	223	4-Aug	10:44:00	0.105	288	4-Aug	11:49:00	0.078
159	4-Aug	09:40:00	0.104	224	4-Aug	10:45:00	0.143	289	4-Aug	11:50:00	0.059
160	4-Aug	09:41:00	0.073	225	4-Aug	10:46:00	0.17	290	4-Aug	11:51:00	0.05
161	4-Aug	09:42:00	0.102	226	4-Aug	10:47:00	0.173	291	4-Aug	11:52:00	0.034
162	4-Aug	09:43:00	0.078	227	4-Aug	10:48:00	0.146	292	4-Aug	11:53:00	0.035
163	4-Aug	09:44:00	0.074	228	4-Aug	10:49:00	0.072	293	4-Aug	11:54:00	0.033
164	4-Aug	09:45:00	0.071	229	4-Aug	10:50:00	0.062	294	4-Aug	11:55:00	0.029
165	4-Aug	09:46:00	0.087	230	4-Aug	10:51:00	0.085	295	4-Aug	11:56:00	0.032
166	4-Aug	09:47:00	0.088	231	4-Aug	10:52:00	0.826	296	4-Aug	11:57:00	0.035
167	4-Aug	09:48:00	0.06	232	4-Aug	10:53:00	1.807	297	4-Aug	11:58:00	0.032
168	4-Aug	09:49:00	0.068	233	4-Aug	10:54:00	0.604	298	4-Aug	11:59:00	0.026
169	4-Aug	09:50:00	0.061	234	4-Aug	10:55:00	0.389	299	4-Aug	12:00:00	0.029
170	4-Aug	09:51:00	0.056	235	4-Aug	10:56:00	0.172	300	4-Aug	12:01:00	0.029
171	4-Aug	09:52:00	0.071	236	4-Aug	10:57:00	0.125	301	4-Aug	12:02:00	0.032
172	4-Aug	09:53:00	0.061	237	4-Aug	10:58:00	0.123	302	4-Aug	12:03:00	0.032
173	4-Aug	09:54:00	0.059	238	4-Aug	10:59:00	0.085	303	4-Aug	12:04:00	0.034
174	4-Aug	09:55:00	0.068	239	4-Aug	11:00:00	0.059	304	4-Aug	12:05:00	0.034
175	4-Aug	09:56:00	0.063	240	4-Aug	11:01:00	0.063	305	4-Aug	12:06:00	0.037
176	4-Aug	09:57:00	0.058	241	4-Aug	11:02:00	0.083	306	4-Aug	12:07:00	0.082
177	4-Aug	09:58:00	0.073	242	4-Aug	11:03:00	0.108	307	4-Aug	12:08:00	0.117
178	4-Aug	09:59:00	0.06	243	4-Aug	11:04:00	0.089	308	4-Aug	12:09:00	0.128
179	4-Aug	10:00:00	0.065	244	4-Aug	11:05:00	0.053	309	4-Aug	12:10:00	0.156
180	4-Aug	10:01:00	0.059	245	4-Aug	11:06:00	0.061	310	4-Aug	12:11:00	0.12
181	4-Aug	10:02:00	0.048	246	4-Aug	11:07:00	0.042	311	4-Aug	12:12:00	0.1
182	4-Aug	10:03:00	0.062	247	4-Aug	11:08:00	0.051	312	4-Aug	12:13:00	0.084
183	4-Aug	10:04:00	0.05	248	4-Aug	11:09:00	0.058	313	4-Aug	12:14:00	0.259
184	4-Aug	10:05:00	0.077	249	4-Aug	11:10:00	0.134	314	4-Aug	12:15:00	0.177
185	4-Aug	10:06:00	0.081	250	4-Aug	11:11:00	0.075	315	4-Aug	12:16:00	0.564
186	4-Aug	10:07:00	0.082	251	4-Aug	11:12:00	0.062	316	4-Aug	12:17:00	0.069
187	4-Aug	10:08:00	0.073	252	4-Aug	11:13:00	0.045	317	4-Aug	12:18:00	0.329
188	4-Aug	10:09:00	0.051	253	4-Aug	11:14:00	0.051	318	4-Aug	12:19:00	0.3
189	4-Aug	10:10:00	0.063	254	4-Aug	11:15:00	0.055	319	4-Aug	12:20:00	0.084
190	4-Aug	10:11:00	0.053	255	4-Aug	11:16:00	0.046	320	4-Aug	12:21:00	0.084
191	4-Aug	10:12:00	0.057	256	4-Aug	11:17:00	0.038	321	4-Aug	12:22:00	0.316
192	4-Aug	10:13:00	0.058	257	4-Aug	11:18:00	0.041	322	4-Aug	12:23:00	0.479
193	4-Aug	10:14:00	0.05	258	4-Aug	11:19:00	0.038	323	4-Aug	12:24:00	0.181
194	4-Aug	10:15:00	0.06	259	4-Aug	11:20:00	0.073	324	4-Aug	12:25:00	0.21
195	4-Aug	10:16:00	0.046	260	4-Aug	11:21:00	0.043	325	4-Aug	12:26:00	0.234
196	4-Aug	10:17:00	0.052	261	4-Aug	11:22:00	0.116	326	4-Aug	12:27:00	0.305
197	4-Aug	10:18:00	0.098	262	4-Aug	11:23:00	0.1	327	4-Aug	12:28:00	0.162
198	4-Aug	10:19:00	0.122	263	4-Aug	11:24:00	0.079	328	4-Aug	12:29:00	0.057
199	4-Aug	10:20:00	0.143	264	4-Aug	11:25:00	0.067	329	4-Aug	12:30:00	0.167
200	4-Aug	10:21:00	1.263	265	4-Aug	11:26:00	0.061	330	4-Aug	12:31:00	0.064
201	4-Aug	10:22:00	0.543	266	4-Aug	11:27:00	0.076	331	4-Aug	12:32:00	0.079
202	4-Aug	10:23:00	0.161	267	4-Aug	11:28:00	0.047	332	4-Aug	12:33:00	0.083
203	4-Aug	10:24:00	0.262	268	4-Aug	11:29:00	0.055	333	4-Aug	12:34:00	0.082
204	4-Aug	10:25:00	0.259	269	4-Aug	11:30:00	0.05	334	4-Aug	12:35:00	0.049
205	4-Aug	10:26:00	0.159	270	4-Aug	11:31:00	0.039	335	4-Aug	12:36:00	0.043
206	4-Aug	10:27:00	0.13	271	4-Aug	11:32:00	0.066	336	4-Aug	12:37:00	0.043
207	4-Aug	10:28:00	0.137	272	4-Aug	11:33:00	0.072	337	4-Aug	12:38:00	0.048
208	4-Aug	10:29:00	0.168	273	4-Aug	11:34:00	0.439	338	4-Aug	12:39:00	0.048
209	4-Aug	10:30:00	0.34	274	4-Aug	11:35:00	0.264	339	4-Aug	12:40:00	0.05
210	4-Aug	10:31:00	0.105	275	4-Aug	11:36:00	0.245	340	4-Aug	12:41:00	0.192
211	4-Aug	10:32:00	0.145	276	4-Aug	11:37:00	0.13	341	4-Aug	12:42:00	0.326
212	4-Aug	10:33:00	0.209	277	4-Aug	11:38:00	0.188	342	4-Aug	12:43:00	0.075

Point	Date	Time	Average Conc. (mg/m³)	Point	Date	Time	Average Conc. (mg/m³)	Point	Date	Time	Average Conc. (mg/m³)
343	4-Aug	12:44:00	0.237	408	4-Aug	13:49:00	0.168	473	4-Aug	14:54:00	0.162
344	4-Aug	12:45:00	0.086	409	4-Aug	13:50:00	0.148	474	4-Aug	14:55:00	0.077
345	4-Aug	12:46:00	0.079	410	4-Aug	13:51:00	0.137	475	4-Aug	14:56:00	0.134
346	4-Aug	12:47:00	0.084	411	4-Aug	13:52:00	0.167	476	4-Aug	14:57:00	0.034
347	4-Aug	12:48:00	0.076	412	4-Aug	13:53:00	0.097	477	4-Aug	14:58:00	0.035
348	4-Aug	12:49:00	0.102	413	4-Aug	13:54:00	0.107	478	4-Aug	14:59:00	0.029
349	4-Aug	12:50:00	0.069	414	4-Aug	13:55:00	2.726	479	4-Aug	15:00:00	0.033
350	4-Aug	12:51:00	0.075	415	4-Aug	13:56:00	0.774	480	4-Aug	15:01:00	0.034
351	4-Aug	12:52:00	0.085	416	4-Aug	13:57:00	0.791	481	4-Aug	15:02:00	0.088
352	4-Aug	12:53:00	0.097	417	4-Aug	13:58:00	1.435	482	4-Aug	15:03:00	0.029
353	4-Aug	12:54:00	0.12	418	4-Aug	13:59:00	0.319	483	4-Aug	15:04:00	0.026
354	4-Aug	12:55:00	0.064	419	4-Aug	14:00:00	0.118	484	4-Aug	15:05:00	0.029
355	4-Aug	12:56:00	0.285	420	4-Aug	14:01:00	0.064	485	4-Aug	15:06:00	0.028
356	4-Aug	12:57:00	0.326	421	4-Aug	14:02:00	0.055	486	4-Aug	15:07:00	0.046
357	4-Aug	12:58:00	0.353	422	4-Aug	14:03:00	0.129	487	4-Aug	15:08:00	0.246
358	4-Aug	12:59:00	0.414	423	4-Aug	14:04:00	0.631	488	4-Aug	15:09:00	0.108
359	4-Aug	13:00:00	0.312	424	4-Aug	14:05:00	1.582	489	4-Aug	15:10:00	0.095
360	4-Aug	13:01:00	0.455	425	4-Aug	14:06:00	0.582	490	4-Aug	15:11:00	0.079
361	4-Aug	13:02:00	0.622	426	4-Aug	14:07:00	0.488	491	4-Aug	15:12:00	0.075
362	4-Aug	13:03:00	1.165	427	4-Aug	14:08:00	0.151	492	4-Aug	15:13:00	0.092
363	4-Aug	13:04:00	0.352	428	4-Aug	14:09:00	0.123	493	4-Aug	15:14:00	0.077
364	4-Aug	13:05:00	0.07	429	4-Aug	14:10:00	0.169	494	4-Aug	15:15:00	0.054
365	4-Aug	13:06:00	0.066	430	4-Aug	14:11:00	0.322	495	4-Aug	15:16:00	0.068
366	4-Aug	13:07:00	0.626	431	4-Aug	14:12:00	0.16	496	4-Aug	15:17:00	0.1
367	4-Aug	13:08:00	1.476	432	4-Aug	14:13:00	0.119	497	4-Aug	15:18:00	0.182
368	4-Aug	13:09:00	0.151	433	4-Aug	14:14:00	0.092	498	4-Aug	15:19:00	0.131
369	4-Aug	13:10:00	0.323	434	4-Aug	14:15:00	0.141	499	4-Aug	15:20:00	0.11
370	4-Aug	13:11:00	0.585	435	4-Aug	14:16:00	0.149	500	4-Aug	15:21:00	0.171
371	4-Aug	13:12:00	3.34	436	4-Aug	14:17:00	0.145	501	4-Aug	15:22:00	0.116
372	4-Aug	13:13:00	0.4	437	4-Aug	14:18:00	0.076	502	4-Aug	15:23:00	0.109
373	4-Aug	13:14:00	0.714	438	4-Aug	14:19:00	0.074	503	4-Aug	15:24:00	0.083
374	4-Aug	13:15:00	0.109	439	4-Aug	14:20:00	0.083	504	4-Aug	15:25:00	0.083
375	4-Aug	13:16:00	0.151	440	4-Aug	14:21:00	0.11	505	4-Aug	15:26:00	0.111
376	4-Aug	13:17:00	0.129	441	4-Aug	14:22:00	0.124	506	4-Aug	15:27:00	0.064
377	4-Aug	13:18:00	0.418	442	4-Aug	14:23:00	0.162	507	4-Aug	15:28:00	0.067
378	4-Aug	13:19:00	0.129	443	4-Aug	14:24:00	0.123	508	4-Aug	15:29:00	0.139
379	4-Aug	13:20:00	0.182	444	4-Aug	14:25:00	0.084	509	4-Aug	15:30:00	0.107
380	4-Aug	13:21:00	0.139	445	4-Aug	14:26:00	0.156	510	4-Aug	15:31:00	0.16
381	4-Aug	13:22:00	0.104	446	4-Aug	14:27:00	0.062	511	4-Aug	15:32:00	0.127
382	4-Aug	13:23:00	0.084	447	4-Aug	14:28:00	0.225	512	4-Aug	15:33:00	0.176
383	4-Aug	13:24:00	0.07	448	4-Aug	14:29:00	0.205	513	4-Aug	15:34:00	0.072
384	4-Aug	13:25:00	0.085	449	4-Aug	14:30:00	0.152	514	4-Aug	15:35:00	0.045
385	4-Aug	13:26:00	0.133	450	4-Aug	14:31:00	0.14	515	4-Aug	15:36:00	0.034
386	4-Aug	13:27:00	0.103	451	4-Aug	14:32:00	0.092	516	4-Aug	15:37:00	0.031
387	4-Aug	13:28:00	0.196	452	4-Aug	14:33:00	0.07	517	4-Aug	15:38:00	0.037
388	4-Aug	13:29:00	0.33	453	4-Aug	14:34:00	0.071	518	4-Aug	15:39:00	0.04
389	4-Aug	13:30:00	0.141	454	4-Aug	14:35:00	0.078	519	4-Aug	15:40:00	0.034
390	4-Aug	13:31:00	0.089	455	4-Aug	14:36:00	0.105	520	4-Aug	15:41:00	0.031
391	4-Aug	13:32:00	0.241	456	4-Aug	14:37:00	0.287	521	4-Aug	15:42:00	0.041
392	4-Aug	13:33:00	0.136	457	4-Aug	14:38:00	0.293	522	4-Aug	15:43:00	0.033
393	4-Aug	13:34:00	0.112	458	4-Aug	14:39:00	0.207	523	4-Aug	15:44:00	0.035
394	4-Aug	13:35:00	0.137	459	4-Aug	14:40:00	0.214	524	4-Aug	15:45:00	0.051
395	4-Aug	13:36:00	0.056	460	4-Aug	14:41:00	0.451	525	4-Aug	15:46:00	0.045
396	4-Aug	13:37:00	0.125	461	4-Aug	14:42:00	0.246	526	4-Aug	15:47:00	0.044
397	4-Aug	13:38:00	0.393	462	4-Aug	14:43:00	0.181	527	4-Aug	15:48:00	0.037
398	4-Aug	13:39:00	0.598	463	4-Aug	14:44:00	0.088	528	4-Aug	15:49:00	0.036
399	4-Aug	13:40:00	0.282	464	4-Aug	14:45:00	0.065	529	4-Aug	15:50:00	0.04
400	4-Aug	13:41:00	0.489	465	4-Aug	14:46:00	0.069	530	4-Aug	15:51:00	0.032
401	4-Aug	13:42:00	0.323	466	4-Aug	14:47:00	0.039	531	4-Aug	15:52:00	0.039
402	4-Aug	13:43:00	0.197	467	4-Aug	14:48:00	0.03	532	4-Aug	15:53:00	0.039
403	4-Aug	13:44:00	0.391	468	4-Aug	14:49:00	0.05	533	4-Aug	15:54:00	0.036
404	4-Aug	13:45:00	1.652	469	4-Aug	14:50:00	0.027	534	4-Aug	15:55:00	0.043
405	4-Aug	13:46:00	1.033	470	4-Aug	14:51:00	0.038	535	4-Aug	15:56:00	0.037
406	4-Aug	13:47:00	0.247	471	4-Aug	14:52:00	0.03	536	4-Aug	15:57:00	0.04
407	4-Aug	13:48:00	0.206	472	4-Aug	14:53:00	0.057	537	4-Aug	15:58:00	0.037

Point	Date	Time	Average Conc. (mg/m³)
538	4-Aug	15:59:00	0.037
539	4-Aug	16:00:00	0.045
540	4-Aug	16:01:00	0.047
541	4-Aug	16:02:00	0.039
542	4-Aug	16:03:00	0.055
543	4-Aug	16:04:00	0.054
544	4-Aug	16:05:00	0.043
545	4-Aug	16:06:00	0.039
546	4-Aug	16:07:00	0.036
547	4-Aug	16:08:00	0.335
548	4-Aug	16:09:00	0.099
549	4-Aug	16:10:00	0.076
550	4-Aug	16:11:00	0.042
551	4-Aug	16:12:00	0.048
552	4-Aug	16:13:00	0.037
553	4-Aug	16:14:00	0.051
554	4-Aug	16:15:00	0.054
555	4-Aug	16:16:00	0.041
556	4-Aug	16:17:00	0.049
557	4-Aug	16:18:00	0.033
558	4-Aug	16:19:00	0.04
559	4-Aug	16:20:00	0.041
560	4-Aug	16:21:00	0.042
561	4-Aug	16:22:00	0.029
562	4-Aug	16:23:00	0.025
563	4-Aug	16:24:00	0.029
564	4-Aug	16:25:00	0.031
565	4-Aug	16:26:00	0.033
566	4-Aug	16:27:00	0.033
567	4-Aug	16:28:00	0.021
568	4-Aug	16:29:00	0.027
569	4-Aug	16:30:00	0.023
570	4-Aug	16:31:00	0.028
571	4-Aug	16:32:00	0.021
572	4-Aug	16:33:00	0.103
573	4-Aug	16:34:00	0.304

5 August, 2009

pDR-1000 S/N: 05156
User ID: EB-2
Tag Number: 01
Number of logged points: 552
Start time and date: 07:18:57 05-Aug
Elapsed time: 09:12:00
Logging period (sec): 60
Calibration Factor (%): 100
Max Display Concentration: 6.007 mg/m³
Time at maximum: 09:40:02 Aug 05
Max STEL Concentration: 0.141 mg/m³
Time at max STEL: 13:42:28 Aug 05
Overall Avg Conc: 0.0525 mg/m³

Point	Date	Time	Average Conc. (mg/m³)	Point	Date	Time	Average Conc. (mg/m³)	Point	Date	Time	Average Conc. (mg/m³)
1	5-Aug	07:19:57	0.041	50	5-Aug	08:08:57	0.033	99	5-Aug	08:57:57	0.029
2	5-Aug	07:20:57	0.04	51	5-Aug	08:09:57	0.037	100	5-Aug	08:58:57	0.037
3	5-Aug	07:21:57	0.046	52	5-Aug	08:10:57	0.046	101	5-Aug	08:59:57	0.036
4	5-Aug	07:22:57	0.039	53	5-Aug	08:11:57	0.036	102	5-Aug	09:00:57	0.03
5	5-Aug	07:23:57	0.033	54	5-Aug	08:12:57	0.04	103	5-Aug	09:01:57	0.03
6	5-Aug	07:24:57	0.042	55	5-Aug	08:13:57	0.038	104	5-Aug	09:02:57	0.028
7	5-Aug	07:25:57	0.041	56	5-Aug	08:14:57	0.036	105	5-Aug	09:03:57	0.029
8	5-Aug	07:26:57	0.041	57	5-Aug	08:15:57	0.042	106	5-Aug	09:04:57	0.03
9	5-Aug	07:27:57	0.039	58	5-Aug	08:16:57	0.034	107	5-Aug	09:05:57	0.031
10	5-Aug	07:28:57	0.037	59	5-Aug	08:17:57	0.039	108	5-Aug	09:06:57	0.034
11	5-Aug	07:29:57	0.037	60	5-Aug	08:18:57	0.04	109	5-Aug	09:07:57	0.031
12	5-Aug	07:30:57	0.039	61	5-Aug	08:19:57	0.051	110	5-Aug	09:08:57	0.03
13	5-Aug	07:31:57	0.037	62	5-Aug	08:20:57	0.049	111	5-Aug	09:09:57	0.034
14	5-Aug	07:32:57	0.039	63	5-Aug	08:21:57	0.042	112	5-Aug	09:10:57	0.029
15	5-Aug	07:33:57	0.038	64	5-Aug	08:22:57	0.036	113	5-Aug	09:11:57	0.029
16	5-Aug	07:34:57	0.04	65	5-Aug	08:23:57	0.037	114	5-Aug	09:12:57	0.028
17	5-Aug	07:35:57	0.037	66	5-Aug	08:24:57	0.034	115	5-Aug	09:13:57	0.029
18	5-Aug	07:36:57	0.039	67	5-Aug	08:25:57	0.036	116	5-Aug	09:14:57	0.031
19	5-Aug	07:37:57	0.037	68	5-Aug	08:26:57	0.036	117	5-Aug	09:15:57	0.029
20	5-Aug	07:38:57	0.034	69	5-Aug	08:27:57	0.031	118	5-Aug	09:16:57	0.029
21	5-Aug	07:39:57	0.036	70	5-Aug	08:28:57	0.035	119	5-Aug	09:17:57	0.029
22	5-Aug	07:40:57	0.038	71	5-Aug	08:29:57	0.034	120	5-Aug	09:18:57	0.033
23	5-Aug	07:41:57	0.037	72	5-Aug	08:30:57	0.043	121	5-Aug	09:19:57	0.032
24	5-Aug	07:42:57	0.036	73	5-Aug	08:31:57	0.041	122	5-Aug	09:20:57	0.029
25	5-Aug	07:43:57	0.037	74	5-Aug	08:32:57	0.034	123	5-Aug	09:21:57	0.032
26	5-Aug	07:44:57	0.039	75	5-Aug	08:33:57	0.036	124	5-Aug	09:22:57	0.033
27	5-Aug	07:45:57	0.038	76	5-Aug	08:34:57	0.034	125	5-Aug	09:23:57	0.028
28	5-Aug	07:46:57	0.036	77	5-Aug	08:35:57	0.031	126	5-Aug	09:24:57	0.033
29	5-Aug	07:47:57	0.038	78	5-Aug	08:36:57	0.036	127	5-Aug	09:25:57	0.029
30	5-Aug	07:48:57	0.034	79	5-Aug	08:37:57	0.032	128	5-Aug	09:26:57	0.03
31	5-Aug	07:49:57	0.034	80	5-Aug	08:38:57	0.038	129	5-Aug	09:27:57	0.028
32	5-Aug	07:50:57	0.039	81	5-Aug	08:39:57	0.038	130	5-Aug	09:28:57	0.029
33	5-Aug	07:51:57	0.037	82	5-Aug	08:40:57	0.036	131	5-Aug	09:29:57	0.027
34	5-Aug	07:52:57	0.037	83	5-Aug	08:41:57	0.033	132	5-Aug	09:30:57	0.031
35	5-Aug	07:53:57	0.033	84	5-Aug	08:42:57	0.033	133	5-Aug	09:31:57	0.03
36	5-Aug	07:54:57	0.037	85	5-Aug	08:43:57	0.031	134	5-Aug	09:32:57	0.028
37	5-Aug	07:55:57	0.037	86	5-Aug	08:44:57	0.032	135	5-Aug	09:33:57	0.026
38	5-Aug	07:56:57	0.035	87	5-Aug	08:45:57	0.032	136	5-Aug	09:34:57	0.028
39	5-Aug	07:57:57	0.036	88	5-Aug	08:46:57	0.031	137	5-Aug	09:35:57	0.096
40	5-Aug	07:58:57	0.04	89	5-Aug	08:47:57	0.032	138	5-Aug	09:36:57	0.085
41	5-Aug	07:59:57	0.036	90	5-Aug	08:48:57	0.032	139	5-Aug	09:37:57	0.042
42	5-Aug	08:00:57	0.034	91	5-Aug	08:49:57	0.029	140	5-Aug	09:38:57	0.074
43	5-Aug	08:01:57	0.034	92	5-Aug	08:50:57	0.036	141	5-Aug	09:39:57	1.003
44	5-Aug	08:02:57	0.039	93	5-Aug	08:51:57	0.03	142	5-Aug	09:40:57	0.203
45	5-Aug	08:03:57	0.036	94	5-Aug	08:52:57	0.031	143	5-Aug	09:41:57	0.038
46	5-Aug	08:04:57	0.035	95	5-Aug	08:53:57	0.031	144	5-Aug	09:42:57	0.07
47	5-Aug	08:05:57	0.037	96	5-Aug	08:54:57	0.031	145	5-Aug	09:43:57	0.054
48	5-Aug	08:06:57	0.036	97	5-Aug	08:55:57	0.03	146	5-Aug	09:44:57	0.053
49	5-Aug	08:07:57	0.035	98	5-Aug	08:56:57	0.03	147	5-Aug	09:45:57	0.069

Point	Date	Time	Average Conc. (mg/m³)	Point	Date	Time	Average Conc. (mg/m³)	Point	Date	Time	Average Conc. (mg/m³)
148	5-Aug	09:46:57	0.039	213	5-Aug	10:51:57	0.031	278	5-Aug	11:56:57	0.123
149	5-Aug	09:47:57	0.034	214	5-Aug	10:52:57	0.029	279	5-Aug	11:57:57	0.091
150	5-Aug	09:48:57	0.029	215	5-Aug	10:53:57	0.032	280	5-Aug	11:58:57	0.079
151	5-Aug	09:49:57	0.031	216	5-Aug	10:54:57	0.039	281	5-Aug	11:59:57	0.077
152	5-Aug	09:50:57	0.054	217	5-Aug	10:55:57	0.065	282	5-Aug	12:00:57	0.103
153	5-Aug	09:51:57	0.079	218	5-Aug	10:56:57	0.05	283	5-Aug	12:01:57	0.069
154	5-Aug	09:52:57	0.043	219	5-Aug	10:57:57	0.035	284	5-Aug	12:02:57	0.073
155	5-Aug	09:53:57	0.04	220	5-Aug	10:58:57	0.098	285	5-Aug	12:03:57	0.036
156	5-Aug	09:54:57	0.035	221	5-Aug	10:59:57	0.053	286	5-Aug	12:04:57	0.045
157	5-Aug	09:55:57	0.047	222	5-Aug	11:00:57	0.045	287	5-Aug	12:05:57	0.032
158	5-Aug	09:56:57	0.038	223	5-Aug	11:01:57	0.04	288	5-Aug	12:06:57	0.071
159	5-Aug	09:57:57	0.038	224	5-Aug	11:02:57	0.039	289	5-Aug	12:07:57	0.047
160	5-Aug	09:58:57	0.042	225	5-Aug	11:03:57	0.037	290	5-Aug	12:08:57	0.109
161	5-Aug	09:59:57	0.045	226	5-Aug	11:04:57	0.032	291	5-Aug	12:09:57	0.063
162	5-Aug	10:00:57	0.039	227	5-Aug	11:05:57	0.032	292	5-Aug	12:10:57	0.222
163	5-Aug	10:01:57	0.079	228	5-Aug	11:06:57	0.052	293	5-Aug	12:11:57	0.145
164	5-Aug	10:02:57	0.155	229	5-Aug	11:07:57	0.064	294	5-Aug	12:12:57	0.087
165	5-Aug	10:03:57	0.212	230	5-Aug	11:08:57	0.036	295	5-Aug	12:13:57	0.074
166	5-Aug	10:04:57	0.08	231	5-Aug	11:09:57	0.035	296	5-Aug	12:14:57	0.059
167	5-Aug	10:05:57	0.11	232	5-Aug	11:10:57	0.04	297	5-Aug	12:15:57	0.04
168	5-Aug	10:06:57	0.154	233	5-Aug	11:11:57	0.061	298	5-Aug	12:16:57	0.033
169	5-Aug	10:07:57	0.164	234	5-Aug	11:12:57	0.105	299	5-Aug	12:17:57	0.061
170	5-Aug	10:08:57	0.15	235	5-Aug	11:13:57	0.035	300	5-Aug	12:18:57	0.079
171	5-Aug	10:09:57	0.109	236	5-Aug	11:14:57	0.035	301	5-Aug	12:19:57	0.124
172	5-Aug	10:10:57	0.048	237	5-Aug	11:15:57	0.065	302	5-Aug	12:20:57	0.145
173	5-Aug	10:11:57	0.059	238	5-Aug	11:16:57	0.038	303	5-Aug	12:21:57	0.084
174	5-Aug	10:12:57	0.058	239	5-Aug	11:17:57	0.037	304	5-Aug	12:22:57	0.077
175	5-Aug	10:13:57	0.033	240	5-Aug	11:18:57	0.043	305	5-Aug	12:23:57	0.088
176	5-Aug	10:14:57	0.031	241	5-Aug	11:19:57	0.041	306	5-Aug	12:24:57	0.074
177	5-Aug	10:15:57	0.063	242	5-Aug	11:20:57	0.074	307	5-Aug	12:25:57	0.062
178	5-Aug	10:16:57	0.046	243	5-Aug	11:21:57	0.047	308	5-Aug	12:26:57	0.1
179	5-Aug	10:17:57	0.035	244	5-Aug	11:22:57	0.043	309	5-Aug	12:27:57	0.107
180	5-Aug	10:18:57	0.034	245	5-Aug	11:23:57	0.055	310	5-Aug	12:28:57	0.117
181	5-Aug	10:19:57	0.044	246	5-Aug	11:24:57	0.036	311	5-Aug	12:29:57	0.07
182	5-Aug	10:20:57	0.061	247	5-Aug	11:25:57	0.036	312	5-Aug	12:30:57	0.061
183	5-Aug	10:21:57	0.059	248	5-Aug	11:26:57	0.037	313	5-Aug	12:31:57	0.054
184	5-Aug	10:22:57	0.067	249	5-Aug	11:27:57	0.042	314	5-Aug	12:32:57	0.055
185	5-Aug	10:23:57	0.102	250	5-Aug	11:28:57	0.033	315	5-Aug	12:33:57	0.055
186	5-Aug	10:24:57	0.041	251	5-Aug	11:29:57	0.067	316	5-Aug	12:34:57	0.046
187	5-Aug	10:25:57	0.043	252	5-Aug	11:30:57	0.047	317	5-Aug	12:35:57	0.058
188	5-Aug	10:26:57	0.057	253	5-Aug	11:31:57	0.039	318	5-Aug	12:36:57	0.065
189	5-Aug	10:27:57	0.033	254	5-Aug	11:32:57	0.054	319	5-Aug	12:37:57	0.056
190	5-Aug	10:28:57	0.028	255	5-Aug	11:33:57	0.069	320	5-Aug	12:38:57	0.047
191	5-Aug	10:29:57	0.029	256	5-Aug	11:34:57	0.043	321	5-Aug	12:39:57	0.038
192	5-Aug	10:30:57	0.029	257	5-Aug	11:35:57	0.039	322	5-Aug	12:40:57	0.04
193	5-Aug	10:31:57	0.039	258	5-Aug	11:36:57	0.14	323	5-Aug	12:41:57	0.043
194	5-Aug	10:32:57	0.106	259	5-Aug	11:37:57	0.064	324	5-Aug	12:42:57	0.036
195	5-Aug	10:33:57	0.037	260	5-Aug	11:38:57	0.083	325	5-Aug	12:43:57	0.036
196	5-Aug	10:34:57	0.029	261	5-Aug	11:39:57	0.068	326	5-Aug	12:44:57	0.035
197	5-Aug	10:35:57	0.031	262	5-Aug	11:40:57	0.036	327	5-Aug	12:45:57	0.034
198	5-Aug	10:36:57	0.029	263	5-Aug	11:41:57	0.048	328	5-Aug	12:46:57	0.038
199	5-Aug	10:37:57	0.029	264	5-Aug	11:42:57	0.556	329	5-Aug	12:47:57	0.033
200	5-Aug	10:38:57	0.036	265	5-Aug	11:43:57	0.079	330	5-Aug	12:48:57	0.035
201	5-Aug	10:39:57	0.032	266	5-Aug	11:44:57	0.041	331	5-Aug	12:49:57	0.037
202	5-Aug	10:40:57	0.035	267	5-Aug	11:45:57	0.05	332	5-Aug	12:50:57	0.037
203	5-Aug	10:41:57	0.03	268	5-Aug	11:46:57	0.04	333	5-Aug	12:51:57	0.033
204	5-Aug	10:42:57	0.03	269	5-Aug	11:47:57	0.039	334	5-Aug	12:52:57	0.034
205	5-Aug	10:43:57	0.032	270	5-Aug	11:48:57	0.033	335	5-Aug	12:53:57	0.031
206	5-Aug	10:44:57	0.045	271	5-Aug	11:49:57	0.037	336	5-Aug	12:54:57	0.04
207	5-Aug	10:45:57	0.028	272	5-Aug	11:50:57	0.032	337	5-Aug	12:55:57	0.034
208	5-Aug	10:46:57	0.029	273	5-Aug	11:51:57	0.031	338	5-Aug	12:56:57	0.036
209	5-Aug	10:47:57	0.031	274	5-Aug	11:52:57	0.031	339	5-Aug	12:57:57	0.045
210	5-Aug	10:48:57	0.034	275	5-Aug	11:53:57	0.038	340	5-Aug	12:58:57	0.055
211	5-Aug	10:49:57	0.038	276	5-Aug	11:54:57	0.497	341	5-Aug	12:59:57	0.072
212	5-Aug	10:50:57	0.038	277	5-Aug	11:55:57	0.269	342	5-Aug	13:00:57	0.106

Point	Date	Time	Average Conc. (mg/m³)	Point	Date	Time	Average Conc. (mg/m³)	Point	Date	Time	Average Conc. (mg/m³)
343	5-Aug	13:01:57	0.079	408	5-Aug	14:06:57	0.072	473	5-Aug	15:11:57	0.026
344	5-Aug	13:02:57	0.057	409	5-Aug	14:07:57	0.044	474	5-Aug	15:12:57	0.025
345	5-Aug	13:03:57	0.043	410	5-Aug	14:08:57	0.141	475	5-Aug	15:13:57	0.024
346	5-Aug	13:04:57	0.039	411	5-Aug	14:09:57	0.05	476	5-Aug	15:14:57	0.026
347	5-Aug	13:05:57	0.046	412	5-Aug	14:10:57	0.03	477	5-Aug	15:15:57	0.021
348	5-Aug	13:06:57	0.112	413	5-Aug	14:11:57	0.025	478	5-Aug	15:16:57	0.02
349	5-Aug	13:07:57	0.066	414	5-Aug	14:12:57	0.021	479	5-Aug	15:17:57	0.025
350	5-Aug	13:08:57	0.05	415	5-Aug	14:13:57	0.029	480	5-Aug	15:18:57	0.024
351	5-Aug	13:09:57	0.035	416	5-Aug	14:14:57	0.022	481	5-Aug	15:19:57	0.023
352	5-Aug	13:10:57	0.031	417	5-Aug	14:15:57	0.027	482	5-Aug	15:20:57	0.037
353	5-Aug	13:11:57	0.029	418	5-Aug	14:16:57	0.024	483	5-Aug	15:21:57	0.037
354	5-Aug	13:12:57	0.029	419	5-Aug	14:17:57	0.029	484	5-Aug	15:22:57	0.037
355	5-Aug	13:13:57	0.027	420	5-Aug	14:18:57	0.022	485	5-Aug	15:23:57	0.037
356	5-Aug	13:14:57	0.039	421	5-Aug	14:19:57	0.022	486	5-Aug	15:24:57	0.043
357	5-Aug	13:15:57	0.032	422	5-Aug	14:20:57	0.02	487	5-Aug	15:25:57	0.03
358	5-Aug	13:16:57	0.027	423	5-Aug	14:21:57	0.021	488	5-Aug	15:26:57	0.036
359	5-Aug	13:17:57	0.028	424	5-Aug	14:22:57	0.036	489	5-Aug	15:27:57	0.029
360	5-Aug	13:18:57	0.024	425	5-Aug	14:23:57	0.043	490	5-Aug	15:28:57	0.027
361	5-Aug	13:19:57	0.03	426	5-Aug	14:24:57	0.076	491	5-Aug	15:29:57	0.032
362	5-Aug	13:20:57	0.028	427	5-Aug	14:25:57	0.105	492	5-Aug	15:30:57	0.026
363	5-Aug	13:21:57	0.027	428	5-Aug	14:26:57	0.138	493	5-Aug	15:31:57	0.025
364	5-Aug	13:22:57	0.024	429	5-Aug	14:27:57	0.096	494	5-Aug	15:32:57	0.029
365	5-Aug	13:23:57	0.033	430	5-Aug	14:28:57	0.06	495	5-Aug	15:33:57	0.022
366	5-Aug	13:24:57	0.037	431	5-Aug	14:29:57	0.038	496	5-Aug	15:34:57	0.026
367	5-Aug	13:25:57	0.034	432	5-Aug	14:30:57	0.036	497	5-Aug	15:35:57	0.029
368	5-Aug	13:26:57	0.029	433	5-Aug	14:31:57	0.035	498	5-Aug	15:36:57	0.04
369	5-Aug	13:27:57	0.118	434	5-Aug	14:32:57	0.024	499	5-Aug	15:37:57	0.082
370	5-Aug	13:28:57	0.189	435	5-Aug	14:33:57	0.022	500	5-Aug	15:38:57	0.058
371	5-Aug	13:29:57	0.267	436	5-Aug	14:34:57	0.035	501	5-Aug	15:39:57	0.043
372	5-Aug	13:30:57	0.24	437	5-Aug	14:35:57	0.04	502	5-Aug	15:40:57	0.052
373	5-Aug	13:31:57	0.191	438	5-Aug	14:36:57	0.094	503	5-Aug	15:41:57	0.036
374	5-Aug	13:32:57	0.158	439	5-Aug	14:37:57	0.084	504	5-Aug	15:42:57	0.049
375	5-Aug	13:33:57	0.156	440	5-Aug	14:38:57	0.067	505	5-Aug	15:43:57	0.038
376	5-Aug	13:34:57	0.165	441	5-Aug	14:39:57	0.066	506	5-Aug	15:44:57	0.047
377	5-Aug	13:35:57	0.098	442	5-Aug	14:40:57	0.035	507	5-Aug	15:45:57	0.039
378	5-Aug	13:36:57	0.051	443	5-Aug	14:41:57	0.041	508	5-Aug	15:46:57	0.054
379	5-Aug	13:37:57	0.067	444	5-Aug	14:42:57	0.038	509	5-Aug	15:47:57	0.048
380	5-Aug	13:38:57	0.074	445	5-Aug	14:43:57	0.036	510	5-Aug	15:48:57	0.051
381	5-Aug	13:39:57	0.064	446	5-Aug	14:44:57	0.037	511	5-Aug	15:49:57	0.049
382	5-Aug	13:40:57	0.07	447	5-Aug	14:45:57	0.037	512	5-Aug	15:50:57	0.049
383	5-Aug	13:41:57	0.141	448	5-Aug	14:46:57	0.033	513	5-Aug	15:51:57	0.051
384	5-Aug	13:42:57	0.157	449	5-Aug	14:47:57	0.032	514	5-Aug	15:52:57	0.039
385	5-Aug	13:43:57	0.056	450	5-Aug	14:48:57	0.029	515	5-Aug	15:53:57	0.042
386	5-Aug	13:44:57	0.038	451	5-Aug	14:49:57	0.082	516	5-Aug	15:54:57	0.035
387	5-Aug	13:45:57	0.035	452	5-Aug	14:50:57	0.064	517	5-Aug	15:55:57	0.034
388	5-Aug	13:46:57	0.198	453	5-Aug	14:51:57	0.051	518	5-Aug	15:56:57	0.03
389	5-Aug	13:47:57	0.133	454	5-Aug	14:52:57	0.061	519	5-Aug	15:57:57	0.027
390	5-Aug	13:48:57	0.099	455	5-Aug	14:53:57	0.046	520	5-Aug	15:58:57	0.025
391	5-Aug	13:49:57	0.061	456	5-Aug	14:54:57	0.067	521	5-Aug	15:59:57	0.025
392	5-Aug	13:50:57	0.057	457	5-Aug	14:55:57	0.084	522	5-Aug	16:00:57	0.023
393	5-Aug	13:51:57	0.038	458	5-Aug	14:56:57	0.043	523	5-Aug	16:01:57	0.024
394	5-Aug	13:52:57	0.049	459	5-Aug	14:57:57	0.068	524	5-Aug	16:02:57	0.023
395	5-Aug	13:53:57	0.027	460	5-Aug	14:58:57	0.053	525	5-Aug	16:03:57	0.022
396	5-Aug	13:54:57	0.025	461	5-Aug	14:59:57	0.037	526	5-Aug	16:04:57	0.022
397	5-Aug	13:55:57	0.023	462	5-Aug	15:00:57	0.03	527	5-Aug	16:05:57	0.021
398	5-Aug	13:56:57	0.037	463	5-Aug	15:01:57	0.034	528	5-Aug	16:06:57	0.024
399	5-Aug	13:57:57	0.076	464	5-Aug	15:02:57	0.044	529	5-Aug	16:07:57	0.023
400	5-Aug	13:58:57	0.058	465	5-Aug	15:03:57	0.029	530	5-Aug	16:08:57	0.023
401	5-Aug	13:59:57	0.053	466	5-Aug	15:04:57	0.032	531	5-Aug	16:09:57	0.021
402	5-Aug	14:00:57	0.061	467	5-Aug	15:05:57	0.034	532	5-Aug	16:10:57	0.023
403	5-Aug	14:01:57	0.072	468	5-Aug	15:06:57	0.034	533	5-Aug	16:11:57	0.022
404	5-Aug	14:02:57	0.07	469	5-Aug	15:07:57	0.034	534	5-Aug	16:12:57	0.02
405	5-Aug	14:03:57	0.058	470	5-Aug	15:08:57	0.038	535	5-Aug	16:13:57	0.022
406	5-Aug	14:04:57	0.101	471	5-Aug	15:09:57	0.036	536	5-Aug	16:14:57	0.023
407	5-Aug	14:05:57	0.097	472	5-Aug	15:10:57	0.032	537	5-Aug	16:15:57	0.023

Point	Date	Time	Average Conc. (mg/m³)
538	5-Aug	16:16:57	0.027
539	5-Aug	16:17:57	0.024
540	5-Aug	16:18:57	0.025
541	5-Aug	16:19:57	0.022
542	5-Aug	16:20:57	0.024
543	5-Aug	16:21:57	0.024
544	5-Aug	16:22:57	0.022
545	5-Aug	16:23:57	0.027
546	5-Aug	16:24:57	0.023
547	5-Aug	16:25:57	0.022
548	5-Aug	16:26:57	0.022
549	5-Aug	16:27:57	0.024
550	5-Aug	16:28:57	0.024
551	5-Aug	16:29:57	0.023
552	5-Aug	16:30:57	0.026

6 August, 2009

pDR-1000 S/N: 04476
User ID: EB-1
Tag Number: 01
Number of logged points: 563
Start time and date: 07:07:24 06-Aug
Elapsed time: 09:23:00
Logging period (sec): 60
Calibration Factor (%): 100
Max Display Concentration: 3.044 mg/m³
Time at maximum: 11:04:18 Aug 06
Max STEL Concentration: 0.815 mg/m³
Time at max STEL: 08:36:54 Aug 06
Overall Avg Conc: 0.178 mg/m³

Point	Date	Time	Average Conc. (mg/m³)	Point	Date	Time	Average Conc. (mg/m³)	Point	Date	Time	Average Conc. (mg/m³)
1	6-Aug	07:08:24	0.08	50	6-Aug	07:57:24	0.096	99	6-Aug	08:46:24	0.288
2	6-Aug	07:09:24	0.079	51	6-Aug	07:58:24	0.106	100	6-Aug	08:47:24	0.228
3	6-Aug	07:10:24	0.095	52	6-Aug	07:59:24	0.084	101	6-Aug	08:48:24	0.261
4	6-Aug	07:11:24	0.109	53	6-Aug	08:00:24	0.103	102	6-Aug	08:49:24	0.235
5	6-Aug	07:12:24	0.102	54	6-Aug	08:01:24	0.087	103	6-Aug	08:50:24	0.226
6	6-Aug	07:13:24	0.078	55	6-Aug	08:02:24	0.082	104	6-Aug	08:51:24	0.217
7	6-Aug	07:14:24	0.067	56	6-Aug	08:03:24	0.067	105	6-Aug	08:52:24	0.204
8	6-Aug	07:15:24	0.62	57	6-Aug	08:04:24	0.072	106	6-Aug	08:53:24	0.178
9	6-Aug	07:16:24	0.585	58	6-Aug	08:05:24	0.059	107	6-Aug	08:54:24	0.162
10	6-Aug	07:17:24	0.307	59	6-Aug	08:06:24	0.063	108	6-Aug	08:55:24	0.179
11	6-Aug	07:18:24	0.24	60	6-Aug	08:07:24	0.106	109	6-Aug	08:56:24	0.149
12	6-Aug	07:19:24	0.407	61	6-Aug	08:08:24	0.102	110	6-Aug	08:57:24	0.171
13	6-Aug	07:20:24	0.449	62	6-Aug	08:09:24	0.101	111	6-Aug	08:58:24	0.14
14	6-Aug	07:21:24	0.563	63	6-Aug	08:10:24	0.099	112	6-Aug	08:59:24	0.117
15	6-Aug	07:22:24	0.861	64	6-Aug	08:11:24	0.192	113	6-Aug	09:00:24	0.1
16	6-Aug	07:23:24	0.749	65	6-Aug	08:12:24	0.226	114	6-Aug	09:01:24	0.123
17	6-Aug	07:24:24	0.678	66	6-Aug	08:13:24	0.172	115	6-Aug	09:02:24	0.112
18	6-Aug	07:25:24	0.609	67	6-Aug	08:14:24	0.149	116	6-Aug	09:03:24	0.096
19	6-Aug	07:26:24	0.582	68	6-Aug	08:15:24	0.15	117	6-Aug	09:04:24	0.117
20	6-Aug	07:27:24	0.505	69	6-Aug	08:16:24	0.208	118	6-Aug	09:05:24	0.118
21	6-Aug	07:28:24	0.476	70	6-Aug	08:17:24	0.708	119	6-Aug	09:06:24	0.113
22	6-Aug	07:29:24	0.444	71	6-Aug	08:18:24	0.529	120	6-Aug	09:07:24	0.116
23	6-Aug	07:30:24	0.364	72	6-Aug	08:19:24	0.409	121	6-Aug	09:08:24	0.095
24	6-Aug	07:31:24	0.333	73	6-Aug	08:20:24	0.344	122	6-Aug	09:09:24	0.093
25	6-Aug	07:32:24	0.321	74	6-Aug	08:21:24	0.287	123	6-Aug	09:10:24	0.08
26	6-Aug	07:33:24	0.303	75	6-Aug	08:22:24	0.393	124	6-Aug	09:11:24	0.112
27	6-Aug	07:34:24	0.297	76	6-Aug	08:23:24	0.819	125	6-Aug	09:12:24	0.108
28	6-Aug	07:35:24	0.287	77	6-Aug	08:24:24	0.872	126	6-Aug	09:13:24	0.12
29	6-Aug	07:36:24	0.31	78	6-Aug	08:25:24	1.088	127	6-Aug	09:14:24	0.12
30	6-Aug	07:37:24	0.277	79	6-Aug	08:26:24	1.288	128	6-Aug	09:15:24	0.091
31	6-Aug	07:38:24	0.243	80	6-Aug	08:27:24	1.367	129	6-Aug	09:16:24	0.086
32	6-Aug	07:39:24	0.251	81	6-Aug	08:28:24	1.333	130	6-Aug	09:17:24	0.092
33	6-Aug	07:40:24	0.227	82	6-Aug	08:29:24	1.002	131	6-Aug	09:18:24	0.066
34	6-Aug	07:41:24	0.235	83	6-Aug	08:30:24	0.677	132	6-Aug	09:19:24	0.057
35	6-Aug	07:42:24	0.216	84	6-Aug	08:31:24	0.577	133	6-Aug	09:20:24	0.058
36	6-Aug	07:43:24	0.207	85	6-Aug	08:32:24	0.639	134	6-Aug	09:21:24	0.056
37	6-Aug	07:44:24	0.212	86	6-Aug	08:33:24	0.638	135	6-Aug	09:22:24	0.072
38	6-Aug	07:45:24	0.197	87	6-Aug	08:34:24	0.529	136	6-Aug	09:23:24	0.073
39	6-Aug	07:46:24	0.197	88	6-Aug	08:35:24	0.496	137	6-Aug	09:24:24	0.058
40	6-Aug	07:47:24	0.189	89	6-Aug	08:36:24	0.44	138	6-Aug	09:25:24	0.053
41	6-Aug	07:48:24	0.186	90	6-Aug	08:37:24	0.421	139	6-Aug	09:26:24	0.053
42	6-Aug	07:49:24	0.185	91	6-Aug	08:38:24	0.394	140	6-Aug	09:27:24	0.064
43	6-Aug	07:50:24	0.177	92	6-Aug	08:39:24	0.394	141	6-Aug	09:28:24	0.054
44	6-Aug	07:51:24	0.605	93	6-Aug	08:40:24	0.342	142	6-Aug	09:29:24	0.06
45	6-Aug	07:52:24	0.432	94	6-Aug	08:41:24	0.304	143	6-Aug	09:30:24	0.082
46	6-Aug	07:53:24	0.2	95	6-Aug	08:42:24	0.273	144	6-Aug	09:31:24	0.095
47	6-Aug	07:54:24	0.095	96	6-Aug	08:43:24	0.259	145	6-Aug	09:32:24	0.088
48	6-Aug	07:55:24	0.291	97	6-Aug	08:44:24	0.277	146	6-Aug	09:33:24	0.082
49	6-Aug	07:56:24	0.161	98	6-Aug	08:45:24	0.258	147	6-Aug	09:34:24	0.124

Point	Date	Time	Average Conc. (mg/m³)	Point	Date	Time	Average Conc. (mg/m³)	Point	Date	Time	Average Conc. (mg/m³)
148	6-Aug	09:35:24	0.16	213	6-Aug	10:40:24	0.254	278	6-Aug	11:45:24	0.042
149	6-Aug	09:36:24	0.137	214	6-Aug	10:41:24	0.229	279	6-Aug	11:46:24	0.048
150	6-Aug	09:37:24	0.109	215	6-Aug	10:42:24	0.218	280	6-Aug	11:47:24	0.056
151	6-Aug	09:38:24	0.194	216	6-Aug	10:43:24	0.197	281	6-Aug	11:48:24	0.118
152	6-Aug	09:39:24	0.158	217	6-Aug	10:44:24	0.174	282	6-Aug	11:49:24	0.054
153	6-Aug	09:40:24	0.237	218	6-Aug	10:45:24	0.148	283	6-Aug	11:50:24	0.046
154	6-Aug	09:41:24	0.229	219	6-Aug	10:46:24	0.143	284	6-Aug	11:51:24	0.145
155	6-Aug	09:42:24	0.236	220	6-Aug	10:47:24	0.128	285	6-Aug	11:52:24	0.093
156	6-Aug	09:43:24	0.284	221	6-Aug	10:48:24	0.119	286	6-Aug	11:53:24	0.354
157	6-Aug	09:44:24	0.283	222	6-Aug	10:49:24	0.107	287	6-Aug	11:54:24	0.586
158	6-Aug	09:45:24	0.328	223	6-Aug	10:50:24	0.102	288	6-Aug	11:55:24	0.28
159	6-Aug	09:46:24	0.362	224	6-Aug	10:51:24	0.102	289	6-Aug	11:56:24	0.206
160	6-Aug	09:47:24	0.357	225	6-Aug	10:52:24	0.094	290	6-Aug	11:57:24	0.112
161	6-Aug	09:48:24	0.382	226	6-Aug	10:53:24	0.092	291	6-Aug	11:58:24	0.089
162	6-Aug	09:49:24	0.39	227	6-Aug	10:54:24	0.108	292	6-Aug	11:59:24	0.072
163	6-Aug	09:50:24	0.408	228	6-Aug	10:55:24	0.072	293	6-Aug	12:00:24	0.058
164	6-Aug	09:51:24	0.404	229	6-Aug	10:56:24	0.066	294	6-Aug	12:01:24	0.057
165	6-Aug	09:52:24	0.411	230	6-Aug	10:57:24	0.054	295	6-Aug	12:02:24	0.068
166	6-Aug	09:53:24	0.374	231	6-Aug	10:58:24	0.084	296	6-Aug	12:03:24	0.083
167	6-Aug	09:54:24	0.38	232	6-Aug	10:59:24	0.081	297	6-Aug	12:04:24	0.073
168	6-Aug	09:55:24	0.312	233	6-Aug	11:00:24	0.13	298	6-Aug	12:05:24	0.134
169	6-Aug	09:56:24	0.267	234	6-Aug	11:01:24	0.084	299	6-Aug	12:06:24	0.087
170	6-Aug	09:57:24	0.277	235	6-Aug	11:02:24	0.154	300	6-Aug	12:07:24	0.148
171	6-Aug	09:58:24	0.211	236	6-Aug	11:03:24	0.185	301	6-Aug	12:08:24	0.087
172	6-Aug	09:59:24	0.174	237	6-Aug	11:04:24	1.158	302	6-Aug	12:09:24	0.058
173	6-Aug	10:00:24	0.184	238	6-Aug	11:05:24	1.294	303	6-Aug	12:10:24	0.426
174	6-Aug	10:01:24	0.145	239	6-Aug	11:06:24	1.003	304	6-Aug	12:11:24	0.168
175	6-Aug	10:02:24	0.13	240	6-Aug	11:07:24	0.596	305	6-Aug	12:12:24	0.077
176	6-Aug	10:03:24	0.123	241	6-Aug	11:08:24	0.416	306	6-Aug	12:13:24	0.089
177	6-Aug	10:04:24	0.109	242	6-Aug	11:09:24	0.309	307	6-Aug	12:14:24	0.083
178	6-Aug	10:05:24	0.102	243	6-Aug	11:10:24	0.279	308	6-Aug	12:15:24	0.095
179	6-Aug	10:06:24	0.103	244	6-Aug	11:11:24	0.323	309	6-Aug	12:16:24	0.167
180	6-Aug	10:07:24	0.092	245	6-Aug	11:12:24	0.202	310	6-Aug	12:17:24	0.135
181	6-Aug	10:08:24	0.084	246	6-Aug	11:13:24	0.16	311	6-Aug	12:18:24	0.102
182	6-Aug	10:09:24	0.088	247	6-Aug	11:14:24	0.196	312	6-Aug	12:19:24	0.079
183	6-Aug	10:10:24	0.087	248	6-Aug	11:15:24	0.25	313	6-Aug	12:20:24	0.118
184	6-Aug	10:11:24	0.073	249	6-Aug	11:16:24	0.367	314	6-Aug	12:21:24	0.071
185	6-Aug	10:12:24	0.072	250	6-Aug	11:17:24	0.52	315	6-Aug	12:22:24	0.069
186	6-Aug	10:13:24	0.074	251	6-Aug	11:18:24	0.543	316	6-Aug	12:23:24	0.083
187	6-Aug	10:14:24	0.054	252	6-Aug	11:19:24	0.41	317	6-Aug	12:24:24	0.066
188	6-Aug	10:15:24	0.16	253	6-Aug	11:20:24	0.224	318	6-Aug	12:25:24	0.055
189	6-Aug	10:16:24	0.198	254	6-Aug	11:21:24	0.166	319	6-Aug	12:26:24	0.056
190	6-Aug	10:17:24	0.219	255	6-Aug	11:22:24	0.153	320	6-Aug	12:27:24	0.06
191	6-Aug	10:18:24	0.191	256	6-Aug	11:23:24	0.133	321	6-Aug	12:28:24	0.07
192	6-Aug	10:19:24	0.196	257	6-Aug	11:24:24	0.102	322	6-Aug	12:29:24	0.051
193	6-Aug	10:20:24	0.173	258	6-Aug	11:25:24	0.09	323	6-Aug	12:30:24	0.057
194	6-Aug	10:21:24	0.197	259	6-Aug	11:26:24	0.074	324	6-Aug	12:31:24	0.082
195	6-Aug	10:22:24	0.164	260	6-Aug	11:27:24	0.054	325	6-Aug	12:32:24	0.131
196	6-Aug	10:23:24	0.162	261	6-Aug	11:28:24	0.046	326	6-Aug	12:33:24	0.063
197	6-Aug	10:24:24	0.206	262	6-Aug	11:29:24	0.05	327	6-Aug	12:34:24	0.06
198	6-Aug	10:25:24	0.213	263	6-Aug	11:30:24	0.06	328	6-Aug	12:35:24	0.095
199	6-Aug	10:26:24	0.236	264	6-Aug	11:31:24	0.031	329	6-Aug	12:36:24	0.064
200	6-Aug	10:27:24	0.293	265	6-Aug	11:32:24	0.102	330	6-Aug	12:37:24	0.133
201	6-Aug	10:28:24	0.316	266	6-Aug	11:33:24	0.169	331	6-Aug	12:38:24	0.071
202	6-Aug	10:29:24	0.667	267	6-Aug	11:34:24	0.126	332	6-Aug	12:39:24	0.106
203	6-Aug	10:30:24	0.729	268	6-Aug	11:35:24	0.06	333	6-Aug	12:40:24	0.092
204	6-Aug	10:31:24	0.751	269	6-Aug	11:36:24	0.073	334	6-Aug	12:41:24	0.102
205	6-Aug	10:32:24	0.664	270	6-Aug	11:37:24	0.066	335	6-Aug	12:42:24	0.083
206	6-Aug	10:33:24	0.557	271	6-Aug	11:38:24	0.075	336	6-Aug	12:43:24	0.122
207	6-Aug	10:34:24	0.529	272	6-Aug	11:39:24	0.203	337	6-Aug	12:44:24	0.115
208	6-Aug	10:35:24	0.441	273	6-Aug	11:40:24	0.129	338	6-Aug	12:45:24	0.07
209	6-Aug	10:36:24	0.385	274	6-Aug	11:41:24	0.098	339	6-Aug	12:46:24	0.074
210	6-Aug	10:37:24	0.36	275	6-Aug	11:42:24	0.101	340	6-Aug	12:47:24	0.55
211	6-Aug	10:38:24	0.321	276	6-Aug	11:43:24	0.09	341	6-Aug	12:48:24	1.02
212	6-Aug	10:39:24	0.298	277	6-Aug	11:44:24	0.053	342	6-Aug	12:49:24	0.644

Point	Date	Time	Average Conc. (mg/m³)	Point	Date	Time	Average Conc. (mg/m³)	Point	Date	Time	Average Conc. (mg/m³)
343	6-Aug	12:50:24	0.506	408	6-Aug	13:55:24	0.082	473	6-Aug	15:00:24	0.065
344	6-Aug	12:51:24	0.355	409	6-Aug	13:56:24	0.086	474	6-Aug	15:01:24	0.06
345	6-Aug	12:52:24	0.373	410	6-Aug	13:57:24	0.084	475	6-Aug	15:02:24	0.05
346	6-Aug	12:53:24	0.301	411	6-Aug	13:58:24	0.065	476	6-Aug	15:03:24	0.055
347	6-Aug	12:54:24	0.176	412	6-Aug	13:59:24	0.054	477	6-Aug	15:04:24	0.066
348	6-Aug	12:55:24	0.124	413	6-Aug	14:00:24	0.047	478	6-Aug	15:05:24	0.064
349	6-Aug	12:56:24	0.1	414	6-Aug	14:01:24	0.047	479	6-Aug	15:06:24	0.052
350	6-Aug	12:57:24	0.085	415	6-Aug	14:02:24	0.047	480	6-Aug	15:07:24	0.059
351	6-Aug	12:58:24	0.093	416	6-Aug	14:03:24	0.046	481	6-Aug	15:08:24	0.069
352	6-Aug	12:59:24	0.09	417	6-Aug	14:04:24	0.047	482	6-Aug	15:09:24	0.066
353	6-Aug	13:00:24	0.155	418	6-Aug	14:05:24	0.048	483	6-Aug	15:10:24	0.069
354	6-Aug	13:01:24	0.113	419	6-Aug	14:06:24	0.047	484	6-Aug	15:11:24	0.065
355	6-Aug	13:02:24	0.075	420	6-Aug	14:07:24	0.047	485	6-Aug	15:12:24	0.065
356	6-Aug	13:03:24	0.064	421	6-Aug	14:08:24	0.067	486	6-Aug	15:13:24	0.08
357	6-Aug	13:04:24	0.054	422	6-Aug	14:09:24	0.127	487	6-Aug	15:14:24	0.078
358	6-Aug	13:05:24	0.048	423	6-Aug	14:10:24	0.15	488	6-Aug	15:15:24	0.079
359	6-Aug	13:06:24	0.045	424	6-Aug	14:11:24	0.217	489	6-Aug	15:16:24	0.083
360	6-Aug	13:07:24	0.045	425	6-Aug	14:12:24	0.13	490	6-Aug	15:17:24	0.069
361	6-Aug	13:08:24	0.051	426	6-Aug	14:13:24	0.075	491	6-Aug	15:18:24	0.065
362	6-Aug	13:09:24	0.05	427	6-Aug	14:14:24	0.053	492	6-Aug	15:19:24	0.072
363	6-Aug	13:10:24	0.046	428	6-Aug	14:15:24	0.05	493	6-Aug	15:20:24	0.068
364	6-Aug	13:11:24	0.057	429	6-Aug	14:16:24	0.051	494	6-Aug	15:21:24	0.056
365	6-Aug	13:12:24	0.045	430	6-Aug	14:17:24	0.045	495	6-Aug	15:22:24	0.069
366	6-Aug	13:13:24	0.068	431	6-Aug	14:18:24	0.042	496	6-Aug	15:23:24	0.075
367	6-Aug	13:14:24	0.366	432	6-Aug	14:19:24	0.051	497	6-Aug	15:24:24	0.067
368	6-Aug	13:15:24	0.212	433	6-Aug	14:20:24	0.048	498	6-Aug	15:25:24	0.108
369	6-Aug	13:16:24	0.094	434	6-Aug	14:21:24	0.044	499	6-Aug	15:26:24	0.094
370	6-Aug	13:17:24	0.086	435	6-Aug	14:22:24	0.047	500	6-Aug	15:27:24	0.133
371	6-Aug	13:18:24	0.065	436	6-Aug	14:23:24	0.041	501	6-Aug	15:28:24	0.098
372	6-Aug	13:19:24	0.061	437	6-Aug	14:24:24	0.044	502	6-Aug	15:29:24	0.094
373	6-Aug	13:20:24	0.06	438	6-Aug	14:25:24	0.056	503	6-Aug	15:30:24	0.113
374	6-Aug	13:21:24	0.08	439	6-Aug	14:26:24	0.048	504	6-Aug	15:31:24	0.105
375	6-Aug	13:22:24	0.108	440	6-Aug	14:27:24	0.058	505	6-Aug	15:32:24	0.171
376	6-Aug	13:23:24	0.113	441	6-Aug	14:28:24	0.163	506	6-Aug	15:33:24	0.149
377	6-Aug	13:24:24	0.057	442	6-Aug	14:29:24	0.115	507	6-Aug	15:34:24	0.112
378	6-Aug	13:25:24	0.056	443	6-Aug	14:30:24	0.114	508	6-Aug	15:35:24	0.08
379	6-Aug	13:26:24	0.144	444	6-Aug	14:31:24	0.123	509	6-Aug	15:36:24	0.123
380	6-Aug	13:27:24	0.185	445	6-Aug	14:32:24	0.095	510	6-Aug	15:37:24	0.145
381	6-Aug	13:28:24	0.078	446	6-Aug	14:33:24	0.084	511	6-Aug	15:38:24	0.11
382	6-Aug	13:29:24	0.055	447	6-Aug	14:34:24	0.071	512	6-Aug	15:39:24	0.107
383	6-Aug	13:30:24	0.053	448	6-Aug	14:35:24	0.064	513	6-Aug	15:40:24	0.084
384	6-Aug	13:31:24	0.07	449	6-Aug	14:36:24	0.084	514	6-Aug	15:41:24	0.064
385	6-Aug	13:32:24	0.072	450	6-Aug	14:37:24	0.064	515	6-Aug	15:42:24	0.064
386	6-Aug	13:33:24	0.062	451	6-Aug	14:38:24	0.052	516	6-Aug	15:43:24	0.09
387	6-Aug	13:34:24	0.075	452	6-Aug	14:39:24	0.049	517	6-Aug	15:44:24	0.098
388	6-Aug	13:35:24	0.084	453	6-Aug	14:40:24	0.052	518	6-Aug	15:45:24	0.074
389	6-Aug	13:36:24	0.101	454	6-Aug	14:41:24	0.041	519	6-Aug	15:46:24	0.087
390	6-Aug	13:37:24	0.083	455	6-Aug	14:42:24	0.055	520	6-Aug	15:47:24	0.062
391	6-Aug	13:38:24	0.109	456	6-Aug	14:43:24	0.053	521	6-Aug	15:48:24	0.12
392	6-Aug	13:39:24	0.096	457	6-Aug	14:44:24	0.044	522	6-Aug	15:49:24	0.17
393	6-Aug	13:40:24	0.067	458	6-Aug	14:45:24	0.048	523	6-Aug	15:50:24	0.276
394	6-Aug	13:41:24	0.122	459	6-Aug	14:46:24	0.048	524	6-Aug	15:51:24	0.279
395	6-Aug	13:42:24	0.094	460	6-Aug	14:47:24	0.051	525	6-Aug	15:52:24	0.291
396	6-Aug	13:43:24	0.058	461	6-Aug	14:48:24	0.041	526	6-Aug	15:53:24	0.2
397	6-Aug	13:44:24	0.062	462	6-Aug	14:49:24	0.049	527	6-Aug	15:54:24	0.177
398	6-Aug	13:45:24	0.058	463	6-Aug	14:50:24	0.073	528	6-Aug	15:55:24	0.157
399	6-Aug	13:46:24	0.053	464	6-Aug	14:51:24	0.087	529	6-Aug	15:56:24	0.123
400	6-Aug	13:47:24	0.058	465	6-Aug	14:52:24	0.086	530	6-Aug	15:57:24	0.128
401	6-Aug	13:48:24	0.07	466	6-Aug	14:53:24	0.098	531	6-Aug	15:58:24	0.112
402	6-Aug	13:49:24	0.095	467	6-Aug	14:54:24	0.079	532	6-Aug	15:59:24	0.095
403	6-Aug	13:50:24	0.111	468	6-Aug	14:55:24	0.057	533	6-Aug	16:00:24	0.083
404	6-Aug	13:51:24	0.094	469	6-Aug	14:56:24	0.069	534	6-Aug	16:01:24	0.077
405	6-Aug	13:52:24	0.085	470	6-Aug	14:57:24	0.063	535	6-Aug	16:02:24	0.085
406	6-Aug	13:53:24	0.14	471	6-Aug	14:58:24	0.062	536	6-Aug	16:03:24	0.068
407	6-Aug	13:54:24	0.073	472	6-Aug	14:59:24	0.062	537	6-Aug	16:04:24	0.083

Point	Date	Time	Average Conc. (mg/m³)
538	6-Aug	16:05:24	0.062
539	6-Aug	16:06:24	0.061
540	6-Aug	16:07:24	0.055
541	6-Aug	16:08:24	0.049
542	6-Aug	16:09:24	0.045
543	6-Aug	16:10:24	0.046
544	6-Aug	16:11:24	0.045
545	6-Aug	16:12:24	0.041
546	6-Aug	16:13:24	0.042
547	6-Aug	16:14:24	0.038
548	6-Aug	16:15:24	0.036
549	6-Aug	16:16:24	0.04
550	6-Aug	16:17:24	0.037
551	6-Aug	16:18:24	0.041
552	6-Aug	16:19:24	0.035
553	6-Aug	16:20:24	0.037
554	6-Aug	16:21:24	0.04
555	6-Aug	16:22:24	0.037
556	6-Aug	16:23:24	0.036
557	6-Aug	16:24:24	0.031
558	6-Aug	16:25:24	0.026
559	6-Aug	16:26:24	0.028
560	6-Aug	16:27:24	0.031
561	6-Aug	16:28:24	0.036
562	6-Aug	16:29:24	0.03
563	6-Aug	16:30:24	0.03

7 August, 2009

pDR-1000 S/N: 05156
User ID: EB-2
Tag Number: 02
Number of logged points: 402
Start time and date: 07:09:41 07-Aug
Elapsed time: 06:42:00
Logging period (sec): 60
Calibration Factor (%): 100
Max Display Concentration: 6.947 mg/m³
Time at maximum: 10:53:26 Aug 07
Max STEL Concentration: 0.107 mg/m³
Time at max STEL: 11:04:42 Aug 07
Overall Avg Conc: 0.036 mg/m³

Point	Date	Time	Average Conc. (mg/m³)	Point	Date	Time	Average Conc. (mg/m³)	Point	Date	Time	Average Conc. (mg/m³)
1	7-Aug	07:10:41	0.247	50	7-Aug	07:59:41	0.027	99	7-Aug	08:48:41	0.489
2	7-Aug	07:11:41	0.227	51	7-Aug	08:00:41	0.031	100	7-Aug	08:49:41	0.416
3	7-Aug	07:12:41	0.041	52	7-Aug	08:01:41	0.029	101	7-Aug	08:50:41	0.041
4	7-Aug	07:13:41	0.042	53	7-Aug	08:02:41	0.03	102	7-Aug	08:51:41	0.025
5	7-Aug	07:14:41	0.126	54	7-Aug	08:03:41	0.032	103	7-Aug	08:52:41	0.026
6	7-Aug	07:15:41	0.166	55	7-Aug	08:04:41	0.029	104	7-Aug	08:53:41	0.026
7	7-Aug	07:16:41	0.093	56	7-Aug	08:05:41	0.028	105	7-Aug	08:54:41	0.023
8	7-Aug	07:17:41	0.069	57	7-Aug	08:06:41	0.031	106	7-Aug	08:55:41	0.028
9	7-Aug	07:18:41	0.06	58	7-Aug	08:07:41	0.026	107	7-Aug	08:56:41	0.029
10	7-Aug	07:19:41	0.035	59	7-Aug	08:08:41	0.029	108	7-Aug	08:57:41	0.029
11	7-Aug	07:20:41	0.035	60	7-Aug	08:09:41	0.026	109	7-Aug	08:58:41	0.029
12	7-Aug	07:21:41	0.036	61	7-Aug	08:10:41	0.027	110	7-Aug	08:59:41	0.112
13	7-Aug	07:22:41	0.032	62	7-Aug	08:11:41	0.03	111	7-Aug	09:00:41	0.059
14	7-Aug	07:23:41	0.032	63	7-Aug	08:12:41	0.029	112	7-Aug	09:01:41	0.076
15	7-Aug	07:24:41	0.032	64	7-Aug	08:13:41	0.027	113	7-Aug	09:02:41	0.078
16	7-Aug	07:25:41	0.036	65	7-Aug	08:14:41	0.028	114	7-Aug	09:03:41	0.063
17	7-Aug	07:26:41	0.033	66	7-Aug	08:15:41	0.027	115	7-Aug	09:04:41	0.069
18	7-Aug	07:27:41	0.041	67	7-Aug	08:16:41	0.028	116	7-Aug	09:05:41	0.064
19	7-Aug	07:28:41	0.034	68	7-Aug	08:17:41	0.027	117	7-Aug	09:06:41	0.05
20	7-Aug	07:29:41	0.031	69	7-Aug	08:18:41	0.034	118	7-Aug	09:07:41	0.044
21	7-Aug	07:30:41	0.03	70	7-Aug	08:19:41	0.03	119	7-Aug	09:08:41	0.049
22	7-Aug	07:31:41	0.031	71	7-Aug	08:20:41	0.027	120	7-Aug	09:09:41	0.05
23	7-Aug	07:32:41	0.031	72	7-Aug	08:21:41	0.025	121	7-Aug	09:10:41	0.042
24	7-Aug	07:33:41	0.03	73	7-Aug	08:22:41	0.029	122	7-Aug	09:11:41	0.041
25	7-Aug	07:34:41	0.035	74	7-Aug	08:23:41	0.03	123	7-Aug	09:12:41	0.039
26	7-Aug	07:35:41	0.034	75	7-Aug	08:24:41	0.033	124	7-Aug	09:13:41	0.039
27	7-Aug	07:36:41	0.03	76	7-Aug	08:25:41	0.027	125	7-Aug	09:14:41	0.035
28	7-Aug	07:37:41	0.032	77	7-Aug	08:26:41	0.035	126	7-Aug	09:15:41	0.033
29	7-Aug	07:38:41	0.03	78	7-Aug	08:27:41	0.028	127	7-Aug	09:16:41	0.032
30	7-Aug	07:39:41	0.031	79	7-Aug	08:28:41	0.027	128	7-Aug	09:17:41	0.032
31	7-Aug	07:40:41	0.033	80	7-Aug	08:29:41	0.033	129	7-Aug	09:18:41	0.029
32	7-Aug	07:41:41	0.03	81	7-Aug	08:30:41	0.028	130	7-Aug	09:19:41	0.031
33	7-Aug	07:42:41	0.03	82	7-Aug	08:31:41	0.026	131	7-Aug	09:20:41	0.024
34	7-Aug	07:43:41	0.03	83	7-Aug	08:32:41	0.025	132	7-Aug	09:21:41	0.028
35	7-Aug	07:44:41	0.028	84	7-Aug	08:33:41	0.026	133	7-Aug	09:22:41	0.027
36	7-Aug	07:45:41	0.029	85	7-Aug	08:34:41	0.028	134	7-Aug	09:23:41	0.029
37	7-Aug	07:46:41	0.029	86	7-Aug	08:35:41	0.029	135	7-Aug	09:24:41	0.024
38	7-Aug	07:47:41	0.032	87	7-Aug	08:36:41	0.029	136	7-Aug	09:25:41	0.026
39	7-Aug	07:48:41	0.029	88	7-Aug	08:37:41	0.031	137	7-Aug	09:26:41	0.028
40	7-Aug	07:49:41	0.03	89	7-Aug	08:38:41	0.027	138	7-Aug	09:27:41	0.021
41	7-Aug	07:50:41	0.031	90	7-Aug	08:39:41	0.027	139	7-Aug	09:28:41	0.024
42	7-Aug	07:51:41	0.029	91	7-Aug	08:40:41	0.026	140	7-Aug	09:29:41	0.023
43	7-Aug	07:52:41	0.033	92	7-Aug	08:41:41	0.026	141	7-Aug	09:30:41	0.018
44	7-Aug	07:53:41	0.034	93	7-Aug	08:42:41	0.024	142	7-Aug	09:31:41	0.02
45	7-Aug	07:54:41	0.039	94	7-Aug	08:43:41	0.025	143	7-Aug	09:32:41	0.025
46	7-Aug	07:55:41	0.032	95	7-Aug	08:44:41	0.042	144	7-Aug	09:33:41	0.018
47	7-Aug	07:56:41	0.029	96	7-Aug	08:45:41	0.066	145	7-Aug	09:34:41	0.028
48	7-Aug	07:57:41	0.032	97	7-Aug	08:46:41	0.073	146	7-Aug	09:35:41	0.018
49	7-Aug	07:58:41	0.03	98	7-Aug	08:47:41	0.043	147	7-Aug	09:36:41	0.016

Point	Date	Time	Average Conc. (mg/m³)	Point	Date	Time	Average Conc. (mg/m³)	Point	Date	Time	Average Conc. (mg/m³)
148	7-Aug	09:37:41	0.018	213	7-Aug	10:42:41	0.02	278	7-Aug	11:47:41	0.008
149	7-Aug	09:38:41	0.014	214	7-Aug	10:43:41	0.025	279	7-Aug	11:48:41	0.02
150	7-Aug	09:39:41	0.016	215	7-Aug	10:44:41	0.022	280	7-Aug	11:49:41	0.016
151	7-Aug	09:40:41	0.016	216	7-Aug	10:45:41	0.019	281	7-Aug	11:50:41	0.016
152	7-Aug	09:41:41	0.013	217	7-Aug	10:46:41	0.016	282	7-Aug	11:51:41	0.018
153	7-Aug	09:42:41	0.013	218	7-Aug	10:47:41	0.015	283	7-Aug	11:52:41	0.017
154	7-Aug	09:43:41	0.011	219	7-Aug	10:48:41	0.017	284	7-Aug	11:53:41	0.014
155	7-Aug	09:44:41	0.01	220	7-Aug	10:49:41	0.014	285	7-Aug	11:54:41	0.012
156	7-Aug	09:45:41	0.009	221	7-Aug	10:50:41	0.019	286	7-Aug	11:55:41	0.015
157	7-Aug	09:46:41	0.011	222	7-Aug	10:51:41	0.022	287	7-Aug	11:56:41	0.011
158	7-Aug	09:47:41	0.01	223	7-Aug	10:52:41	0.024	288	7-Aug	11:57:41	0.01
159	7-Aug	09:48:41	0.009	224	7-Aug	10:53:41	1.281	289	7-Aug	11:58:41	0.013
160	7-Aug	09:49:41	0.012	225	7-Aug	10:54:41	0.034	290	7-Aug	11:59:41	0.01
161	7-Aug	09:50:41	0.012	226	7-Aug	10:55:41	0.017	291	7-Aug	12:00:41	0.013
162	7-Aug	09:51:41	0.007	227	7-Aug	10:56:41	0.015	292	7-Aug	12:01:41	0.01
163	7-Aug	09:52:41	0.008	228	7-Aug	10:57:41	0.015	293	7-Aug	12:02:41	0.012
164	7-Aug	09:53:41	0.012	229	7-Aug	10:58:41	0.013	294	7-Aug	12:03:41	0.011
165	7-Aug	09:54:41	0.009	230	7-Aug	10:59:41	0.016	295	7-Aug	12:04:41	0.017
166	7-Aug	09:55:41	0.01	231	7-Aug	11:00:41	0.034	296	7-Aug	12:05:41	0.012
167	7-Aug	09:56:41	0.01	232	7-Aug	11:01:41	0.032	297	7-Aug	12:06:41	0.011
168	7-Aug	09:57:41	0.011	233	7-Aug	11:02:41	0.024	298	7-Aug	12:07:41	0.01
169	7-Aug	09:58:41	0.01	234	7-Aug	11:03:41	0.032	299	7-Aug	12:08:41	0.015
170	7-Aug	09:59:41	0.013	235	7-Aug	11:04:41	0.021	300	7-Aug	12:09:41	0.016
171	7-Aug	10:00:41	0.016	236	7-Aug	11:05:41	0.016	301	7-Aug	12:10:41	0.08
172	7-Aug	10:01:41	0.012	237	7-Aug	11:06:41	0.022	302	7-Aug	12:11:41	0.18
173	7-Aug	10:02:41	0.015	238	7-Aug	11:07:41	0.016	303	7-Aug	12:12:41	0.026
174	7-Aug	10:03:41	0.016	239	7-Aug	11:08:41	0.014	304	7-Aug	12:13:41	0.042
175	7-Aug	10:04:41	0.015	240	7-Aug	11:09:41	0.013	305	7-Aug	12:14:41	0.099
176	7-Aug	10:05:41	0.016	241	7-Aug	11:10:41	0.013	306	7-Aug	12:15:41	0.038
177	7-Aug	10:06:41	0.018	242	7-Aug	11:11:41	0.014	307	7-Aug	12:16:41	0.04
178	7-Aug	10:07:41	0.016	243	7-Aug	11:12:41	0.016	308	7-Aug	12:17:41	0.042
179	7-Aug	10:08:41	0.012	244	7-Aug	11:13:41	0.012	309	7-Aug	12:18:41	0.085
180	7-Aug	10:09:41	0.036	245	7-Aug	11:14:41	0.01	310	7-Aug	12:19:41	0.048
181	7-Aug	10:10:41	0.037	246	7-Aug	11:15:41	0.012	311	7-Aug	12:20:41	0.024
182	7-Aug	10:11:41	0.023	247	7-Aug	11:16:41	0.013	312	7-Aug	12:21:41	0.014
183	7-Aug	10:12:41	0.023	248	7-Aug	11:17:41	0.011	313	7-Aug	12:22:41	0.021
184	7-Aug	10:13:41	0.031	249	7-Aug	11:18:41	0.008	314	7-Aug	12:23:41	0.052
185	7-Aug	10:14:41	0.033	250	7-Aug	11:19:41	0.009	315	7-Aug	12:24:41	0.04
186	7-Aug	10:15:41	0.032	251	7-Aug	11:20:41	0.009	316	7-Aug	12:25:41	0.042
187	7-Aug	10:16:41	0.021	252	7-Aug	11:21:41	0.009	317	7-Aug	12:26:41	0.025
188	7-Aug	10:17:41	0.019	253	7-Aug	11:22:41	0.008	318	7-Aug	12:27:41	0.016
189	7-Aug	10:18:41	0.021	254	7-Aug	11:23:41	0.01	319	7-Aug	12:28:41	0.012
190	7-Aug	10:19:41	0.015	255	7-Aug	11:24:41	0.009	320	7-Aug	12:29:41	0.011
191	7-Aug	10:20:41	0.018	256	7-Aug	11:25:41	0.012	321	7-Aug	12:30:41	0.014
192	7-Aug	10:21:41	0.021	257	7-Aug	11:26:41	0.012	322	7-Aug	12:31:41	0.025
193	7-Aug	10:22:41	0.021	258	7-Aug	11:27:41	0.011	323	7-Aug	12:32:41	0.025
194	7-Aug	10:23:41	0.021	259	7-Aug	11:28:41	0.01	324	7-Aug	12:33:41	0.021
195	7-Aug	10:24:41	0.037	260	7-Aug	11:29:41	0.009	325	7-Aug	12:34:41	0.047
196	7-Aug	10:25:41	0.035	261	7-Aug	11:30:41	0.013	326	7-Aug	12:35:41	0.041
197	7-Aug	10:26:41	0.034	262	7-Aug	11:31:41	0.01	327	7-Aug	12:36:41	0.024
198	7-Aug	10:27:41	0.026	263	7-Aug	11:32:41	0.011	328	7-Aug	12:37:41	0.037
199	7-Aug	10:28:41	0.023	264	7-Aug	11:33:41	0.009	329	7-Aug	12:38:41	0.038
200	7-Aug	10:29:41	0.019	265	7-Aug	11:34:41	0.013	330	7-Aug	12:39:41	0.023
201	7-Aug	10:30:41	0.022	266	7-Aug	11:35:41	0.011	331	7-Aug	12:40:41	0.039
202	7-Aug	10:31:41	0.117	267	7-Aug	11:36:41	0.01	332	7-Aug	12:41:41	0.042
203	7-Aug	10:32:41	0.04	268	7-Aug	11:37:41	0.009	333	7-Aug	12:42:41	0.044
204	7-Aug	10:33:41	0.04	269	7-Aug	11:38:41	0.01	334	7-Aug	12:43:41	0.046
205	7-Aug	10:34:41	0.035	270	7-Aug	11:39:41	0.009	335	7-Aug	12:44:41	0.031
206	7-Aug	10:35:41	0.03	271	7-Aug	11:40:41	0.008	336	7-Aug	12:45:41	0.033
207	7-Aug	10:36:41	0.024	272	7-Aug	11:41:41	0.012	337	7-Aug	12:46:41	0.036
208	7-Aug	10:37:41	0.028	273	7-Aug	11:42:41	0.008	338	7-Aug	12:47:41	0.029
209	7-Aug	10:38:41	0.026	274	7-Aug	11:43:41	0.008	339	7-Aug	12:48:41	0.026
210	7-Aug	10:39:41	0.022	275	7-Aug	11:44:41	0.008	340	7-Aug	12:49:41	0.03
211	7-Aug	10:40:41	0.024	276	7-Aug	11:45:41	0.01	341	7-Aug	12:50:41	0.054
212	7-Aug	10:41:41	0.024	277	7-Aug	11:46:41	0.008	342	7-Aug	12:51:41	0.051

Point	Date	Time	Average Conc. (mg/m³)
343	7-Aug	12:52:41	0.028
344	7-Aug	12:53:41	0.032
345	7-Aug	12:54:41	0.037
346	7-Aug	12:55:41	0.047
347	7-Aug	12:56:41	0.041
348	7-Aug	12:57:41	0.061
349	7-Aug	12:58:41	0.084
350	7-Aug	12:59:41	0.078
351	7-Aug	13:00:41	0.041
352	7-Aug	13:01:41	0.033
353	7-Aug	13:02:41	0.036
354	7-Aug	13:03:41	0.048
355	7-Aug	13:04:41	0.027
356	7-Aug	13:05:41	0.032
357	7-Aug	13:06:41	0.033
358	7-Aug	13:07:41	0.024
359	7-Aug	13:08:41	0.019
360	7-Aug	13:09:41	0.054
361	7-Aug	13:10:41	0.086
362	7-Aug	13:11:41	0.048
363	7-Aug	13:12:41	0.027
364	7-Aug	13:13:41	0.065
365	7-Aug	13:14:41	0.123
366	7-Aug	13:15:41	0.154
367	7-Aug	13:16:41	0.118
368	7-Aug	13:17:41	0.079
369	7-Aug	13:18:41	0.054
370	7-Aug	13:19:41	0.053
371	7-Aug	13:20:41	0.05
372	7-Aug	13:21:41	0.054
373	7-Aug	13:22:41	0.043
374	7-Aug	13:23:41	0.038
375	7-Aug	13:24:41	0.034
376	7-Aug	13:25:41	0.03
377	7-Aug	13:26:41	0.038
378	7-Aug	13:27:41	0.067
379	7-Aug	13:28:41	0.052
380	7-Aug	13:29:41	0.021
381	7-Aug	13:30:41	0.025
382	7-Aug	13:31:41	0.024
383	7-Aug	13:32:41	0.017
384	7-Aug	13:33:41	0.035
385	7-Aug	13:34:41	0.025
386	7-Aug	13:35:41	0.022
387	7-Aug	13:36:41	0.013
388	7-Aug	13:37:41	0.019
389	7-Aug	13:38:41	0.019
390	7-Aug	13:39:41	0.056
391	7-Aug	13:40:41	0.013
392	7-Aug	13:41:41	0.012
393	7-Aug	13:42:41	0.01
394	7-Aug	13:43:41	0.009
395	7-Aug	13:44:41	0.011
396	7-Aug	13:45:41	0.01
397	7-Aug	13:46:41	0.009
398	7-Aug	13:47:41	0.008
399	7-Aug	13:48:41	0.01
400	7-Aug	13:49:41	0.012
401	7-Aug	13:50:41	0.009
402	7-Aug	13:51:41	0.01

APPENDIX G

SOIL STOCKPILE ANALYTICAL REPORTS AND DATA QUALITY REVIEW

DRAGON
Analytical Laboratory

RCRA CHAIN OF CUSTODY RECORD

2818 Madrona Beach Rd. NW, Olympia, WA 98502
Phone: (360) 866-0543 Fax: (360) 866-0556
Email: DragonLab@comcast.net
Website: dragonlaboratory.com

Page ___ of ___

Samples Collected By: TB
Contact Number: ___

Client: PIC Phone: 570-1706 Project Name: Gig Bay Fish Stock Project P.O.: ___
Address: 2612 Hoh Hwy SE Suite Fax: ___ Project Location: ___ Contact Person: Tim Bussey
OLY, WA 98501 Email: bussey@dfw.wa.gov Project Number: ___ DAL Project No.: ___
SEE REQUIREMENTS SENT PREVIOUSLY

Matrix Code:
WW = wastewater GW = groundwater S = soil or solid
SL = sludge V = vapor O = other

Sample Identification	Sample Matrix	Date Sampled	Time Sampled	Container Type	MtBE/BTEX (EPA 8021b)	Gasoline (NWTPH-Gx)	Diesel (NWTPH-Dx)	Diesel & Oil (NWTPH-Dx)	Fuel Scan (NWTPH-HCID)	VOC's (EPA 8021b)	Organochlorine Pesticides (EPA 8081)	PCB's (EPA 8082)	Volatiles (EPA 8260)	PAH's (EPA 8100 or 8270/8270SIM)	Semi-Volatiles (EPA 8270)	Ignitability (EPA 1010)	Oil and Grease (EPA 1664 HEM)	pH (EPA 9040/9045)	Specific Conductance (EPA 9050)	Paint Filter Test (EPA 9095)	Heavy Metals* (EPA 7000 Series)	Biogenic Gases (EPA 3C)	Natural Attenuation Indicators	Gross Alpha Radioactivity (EPA 900)	Gross Beta Radioactivity (EPA 900)
SP01-20W-NT-062719	S	6/27/19	1430	2 40z 3 HCl	X	X		X						X							X				

Relinquished by (Signature) Date/Time Received by (Signature) Date/Time
Tim Bussey 6/27/19 1430
Relinquished by (Signature) Date/Time Received by (Signature) Date/Time

Sample Disposal Instructions: ☐ DAL Disposal @ $2.50 per Container ☐ Return ☐ Pickup

Turn-Around-Time
☐ Same Day
☐ 24 Hour
☐ 48 Hour
☒ 5 Day
☐ 10 Day
☐ Other: ___

***Heavy Metals**: Please circle the desired analytes.

Ag Al (As) Ba Be (Cd) Cr Cr-VI Co Cu Fe Hg Li Mg Mn Mo Ni (Pb) Sb Se Tl V Zn - Total
Ag Al As Ba Be Cd Cr Cr-VI Co Cu Fe Hg Li Mg Mn Mo Ni Pb Sb Se Tl V Zn - Dissolved
Ag Al As Ba Be Cd Cr Cr-VI Co Cu Fe Hg Li Mg Mn Mo Ni Pb Sb Se Tl V Zn - TCLP

Pioneer Technologies Corporation
Project: East Bay IA Stockpile

DAL Project No.: 090612-01

ANALYTICAL RESULTS FOR THE ANALYSIS OF GASOLINE RANGE ORGANICS IN SOIL

Sample Identification	Date Analyzed	Percent Solids (%)	Benzene EPA 8021B (mg/kg)	Toluene EPA 8021B (mg/kg)	Ethylbenzene EPA 8021B (mg/kg)	m&p-Xylene EPA 8021B (mg/kg)	o-Xylene EPA 8021B (mg/kg)	Gasoline NWTPH-Gx (mg/kg)	Surrogate Recovery BFB (%)	Data Flags
Method Blank	6/16/2009	n/a	nd	nd	nd	nd	nd	nd	97.7	
SP01-Zone n/a-061209	6/16/2009	87.4	nd	nd	nd	nd	nd	nd	113	
SP01-Zone n/a-061209 Dup.	6/16/2009	87.4	nd	nd	nd	nd	nd	nd	120	
LCS	6/16/2009	n/a	108%	122%	120%	98.9%	10.5%	94.9%	n/a	
090616-MS	6/16/2009	n/a	104%	101%	95.3%	110%	96.8%	108%	n/a	
Method Reporting Limits			0.05	0.10	0.10	0.10	0.10	5.0		

WA-DOE-Laboratory Certification No.: C2013

"nd" indicates the analyte was not detected at or above the listed Method Reporting Limit.

"n/a" indicates not applicable

Sample results based on dry weight.

Comments and Explanations: None

Analyst: T. McCall

Data reviewed by:

Pioneer Technologies Corporation
Project: East Bay IA Stockpile

DAL Project No.: 090612-01

ANALYTICAL RESULTS FOR THE ANALYSIS OF HEAVY METALS IN SOIL BY EPA METHOD 6020 A

Sample Identification	Date Analyzed	Percent Solids	Arsenic (As)	Cadmium (Cd)	Lead (Pb)
Chemical Abstract Number (CAS)			7440-38-2	7440-43-9	7439-92-1
Units		(%)	(mg/kg)	(mg/kg)	(mg/kg)
Method Blank	6/16/2009	n/a	nd	nd	nd
SP01-Zone n/a-061209	6/16/2009	87.4	**12.7**	**0.43**	**19.3**
SP01-Zone n/a-061209 Dup.	6/16/2009	87.4	**11.6**	**0.54**	**17.8**
LCS	6/16/2009	n/a	105%	102%	104%
090616-MS	6/16/2009	n/a	MI	99.2%	MI
090616-MSD	6/16/2009	n/a	MI	97.9%	MI
Method Reporting Limits			0.25	0.25	0.25

WA-DOE-Laboratory Certification No.: C2013
"nd" indicates the analyte was not detected at or above the listed Method Reporting Limit.
"n/a" indicates not applicable
"MI" indicates Matrix Interference
Sample results based on dry weight.
Comments and Explanations: None

Analyst: T. McCall
Data reviewed by:

Pioneer Technologies Corporation
Project: East Bay IA Stockpile

DAL Project No.: 090612-01

ANALYTICAL RESULTS FOR THE ANALYSIS OF FUEL IN SOIL

Sample Identification	Date Analyzed	Percent Solids (%)	Diesel Fuel #2 NWTPH-Dx (mg/kg)	Fuel Oil #6 (Buncker C) NWTPH-Dx (mg/kg)	Mineral Oil NWTPH-Dx (mg/kg)	Hydraulic Oil NWTPH-Dx (mg/kg)	Motor Oil NWTPH-Dx (mg/kg)	Surrogate Recovery 2-FBP (%)	Data Flags
Method Blank	6/12/2009	n/a	nd	nd	nd	nd	nd	101	
SP01-Zone n/a-061209	6/12/2009	87.4	nd	nd	nd	nd	**324**	102	
LCS	6/12/2009	n/a	105%	n/a	n/a	n/a	n/a	n/a	
090612-MS	6/12/2009	n/a	119%	n/a	n/a	n/a	n/a	n/a	
090612-MSD	6/12/2009	n/a	113%	n/a	n/a	n/a	n/a	n/a	
Method Reporting Limits			25	100	100	100	100		

WA-DOE-Laboratory Certification No.: C2013

"nd" indicates the analyte was not detected at or above the listed Method Reporting Limit.

"n/a" indicates not applicable

Sample results based on dry weight.

Comments and Explanations: None

Analyst: T. McCall

Data reviewed by:

Pioneer Technologies Corporation
Project: East Bay IA Stockpile
DAL Project No.: 090612-01

ANALYTICAL RESULTS FOR THE ANALYSIS OF SEMI-VOLATILE COMPOUNDS IN SOIL BY EPA METHOD 8270

Sample Identification			Blank	SP01-Zone n/a-061209	LCS	090618-MS	090618-MSD
Percent Solids (%)			n/a	87.4	n/a	n/a	n/a
Date Extracted	CAS	MRL	6/15/2009	6/15/2009	6/15/2009	6/15/2009	6/15/2009
Date Anlayzed	Number	(mg/kg)	6/18/2009	6/18/2009	6/18/2009	6/18/2009	6/18/2009
Acenaphthene	83-32-9	0.01	nd	nd	65.5%	71.1%	70.8%
Acenaphthylene	208-96-8	0.01	nd	nd	n/a	n/a	n/a
Anthracene	120-12-7	0.01	nd	**0.03**	n/a	n/a	n/a
Benzo(a)anthracene	56-55-3	0.01	nd	**0.11**	96.7%	101%	102%
Benzo(a)pyrene	50-32-8	0.01	nd	**0.18**	n/a	n/a	n/a
Benzo(b)fluoranthene	205-99-2	0.01	nd	**0.07**	n/a	n/a	n/a
Benzo(g,h,i)perylene	191-24-2	0.01	nd	**0.10**	n/a	n/a	n/a
Benzo(k)fluoranthene	207-08-9	0.01	nd	**0.06**	n/a	n/a	n/a
Chrysene	218-01-9	0.01	nd	**0.15**	102%	103%	104%
Dibenzo(a,h)anthracene	53-70-3	0.01	nd	nd	n/a	n/a	n/a
Fluoranthene	206-44-0	0.01	nd	**0.27**	n/a	n/a	n/a
Fluorene	86-73-7	0.01	nd	nd	n/a	n/a	n/a
Ideno(1,2,3-cd)pyrene	193-39-5	0.01	nd	**0.28**	73.3%	72.0%	75.9%
Naphthalene	91-20-3	0.01	nd	nd	n/a	n/a	n/a
Phenanthrene	85-01-8	0.01	nd	**0.25**	n/a	n/a	n/a
Pyrene	129-00-0	0.01	nd	**0.23**	98.1%	99.9%	101%
Surrogate Recovery (%)							
2-Fluorophenol			97.3	84.3	120	102	102
Phenol-d6			105	91.0	123	124	93.7
Nitrobenzene-d5			84	61.4	92.1	109	109
2-Fluorobiphenol			101	60.2	73.7	85.5	86.1
2,4,6-Tribromophenol			112	102	122	71.2	130
Terphenyl-d14			110	62.1	94.5	110	111
Data Flags							

WA-DOE-Laboratory Certification No.: C2013
"nd" indicates the analyte was not detected at or above the listed Method Reporting Limit.
"n/a" indicates not applicable
Sample results based on dry weight.
Acceptable surrogate recovery limits: 65% to 135%
Comments and Explanations: None
Analyst: T. McCall
Data reviewed by:

Anatek Labs, Inc.

Chain of Custody Record

1282 Alturas Drive, Moscow ID 83843 (208) 883-2839 FAX 882-9246
504 E Sprague Ste D, Spokane WA 99202 (509) 838-3999 FAX 838-4433

Anatek Log-In # 1097187

Company Name: PTC	Project Manager: TROY BUSSEY
Address: 2612 YELM HWY SE, SUITE B	Project Name & #: EAST BAY EFA STOCKPILES
City: OLY State: WA Zip: 98501	Email Address: bussey@uspioneer.com
Phone: 360 570-1700	Purchase Order #: CREDIT CARD
Fax:	Sampler Name & phone: SAME

Turn Around Time & Reporting

Please refer to our normal turn around times at: http://www.anateklabs.com/services/guidelines/reporting.asp

__Normal
__Next Day*
__2nd Day*
X Other* 5 DAY TAT

*All rush order requests must be prior approved.

__Phone
__Mail
__Fax
X Email

Provide Sample Description

List Analyses Requested

Lab ID	Sample Identification	Sampling Date/Time	Matrix	# of Containers	Sample Volume	Dioxins/Furans 8290
	SP01-ZONE N/A - 061209	06/12/09 1530	SOIL	1	4 oz.	X

Note Special Instructions/Comments

~~SEE~~ SEE RL EXPECTATIONS SENT PREVIOUSLY 001

Inspection Checklist

Received Intact?	Y	N
Labels & Chains Agree?	Y	N
Containers Sealed?	Y	N
VOC Head Space?	Y	N

Temperature (°C): 5.0
Preservative:
Date & Time:
Inspected By:

	Printed Name	Signature	Company	Date	Time
Relinquished by	TROY BUSSEY	[signature]	PTC	6/12/09	1630
Received by	ALEX KULZER	[signature]	Pace	6/13/09	0955
Relinquished by					
Received by					
Relinquished by					
Received by					

Pace Analytical™

www.pacelabs.com

Pace Analytical Services, Inc.
1700 Elm Street
Minneapolis, MN 55414
Phone: 612.607.1700
Fax: 612.607.6444

Report Prepared for:

Troy Bussey
Pioneer Technologies Corporation
2612 Yelm Highway S.E.
Suite B
Olympia WA 98501-4826

REPORT OF LABORATORY ANALYSIS FOR PCDD/PCDF

Report Information:

Pace Project #: 1097187
Sample Receipt Date: 06/13/2009
Client Project #: East Bay IA Stockpiles
Client Sub PO #: N/A
State Cert #: C218

Invoicing & Reporting Options:

The report provided has been invoiced as a Level 2 PCDD/PCDF Report. If an upgrade of this report package is requested, an additional charge may be applied.

Please review the attached invoice for accuracy and forward any questions to Scott Unze, your Pace Project Manager.

This report has been reviewed and prepared by:

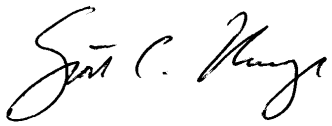

Scott Unze, Project Manager
(612) 607-6383
(612) 607-6444 (fax)
scott.unze@pacelabs.com

Report Prepared Date:
June 19, 2009

ACCREDITED IN ACCORDANCE WITH nelac

Report of Laboratory Analysis

This report should not be reproduced, except in full, without the written consent of Pace Analytical Services, Inc.

The results relate only to the samples included in this report.

Pace Analytical Services, Inc.
1700 Elm Street
Minneapolis, MN 55414
Phone: 612.607.1700
Fax: 612.607.6444

DISCUSSION

This report presents the results from the analyses performed on one sample submitted by a representative of Pioneer Technologies Corporation. The sample was analyzed for the presence or absence of polychlorodibenzo-p-dioxins (PCDDs) and polychlorodibenzofurans (PCDFs) using a modified version of USEPA Method 8290. Reporting limits were based on signal-to-noise calculations.

The recoveries of the isotopically-labeled PCDD/PCDF internal standards in the sample extract ranged from 44-91%. All of the labeled standard recoveries obtained for this project were within the 40-135% target range specified in Method 8290. Also, since the quantification of the native 2,3,7,8-substituted congeners was based on isotope dilution, the data were automatically corrected for variation in recovery and accurate values were obtained.

In one case, an interfering substance impacted the determination of a PCDD congener. The affected value was flagged "I" due to an incorrect isotope ratio.

A laboratory method blank was prepared and analyzed with the sample batch as part of our routine quality control procedures. The results show that PCDDs and PCDFs were not detected. These results indicate that the sample processing steps did not contribute significantly to the levels reported for the field sample.

A laboratory spike sample was also prepared with the sample batch using clean sand that had been fortified with native standard materials. The results show that the spiked native compounds were recovered at 90-109%. These results indicate a high degree of accuracy for these determinations. Matrix spikes were prepared with the sample batch using sample material from a separate project; results from these analyses will be provided upon request.

This report shall not be reproduced, except in full,
without the written consent of Pace Analytical Services, Inc.

Appendix A

Sample Management

Pace Analytical

Sample Condition Upon Receipt

Client Name: Anatek Labs Inc Project # 1097187

Courier: ☑ Fed Ex ☐ UPS ☐ USPS ☐ Client ☐ Commercial ☐ Pace Other _____

Tracking #: 8667-2411-9389

Optional: Proj. Due Date: Proj. Name:

Custody Seal on Cooler/Box Present: ☐ yes ☑ no Seals intact: ☐ yes ☑ no

Packing Material: ☐ Bubble Wrap ☑ Bubble Bags ☐ None ☐ Other _____ Temp Blank: Yes ____ No ☑

Thermometer Used ~~80344042~~, 179425 Type of Ice: (Wet) Blue None ☐ Samples on Ice, cooling process has begun

Cooler Temperature 5.0 Biological Tissue is Frozen: Yes No

Temp should be above freezing to 6°C

Date and Initials of person examining contents: 6/13/09

		Comments:
Chain of Custody Present:	☑Yes ☐No ☐N/A	1.
Chain of Custody Filled Out:	☑Yes ☐No ☐N/A	2.
Chain of Custody Relinquished:	☑Yes ☐No ☐N/A	3.
Sampler Name & Signature on COC:	☐Yes ☑No ☐N/A	4.
Samples Arrived within Hold Time:	☑Yes ☐No ☐N/A	5.
Short Hold Time Analysis (<72hr):	☐Yes ☐No ☑N/A	6.
Rush Turn Around Time Requested:	☐Yes ☑No ☐N/A	7.
Sufficient Volume:	☑Yes ☐No ☐N/A	8.
Correct Containers Used:	☑Yes ☐No ☐N/A	9.
-Pace Containers Used:	☐Yes ☑No ☐N/A	
Containers Intact:	☑Yes ☐No ☐N/A	10.
Filtered volume received for Dissolved tests	☐Yes ☐No ☑N/A	11.
Sample Labels match COC:	☑Yes ☐No ☐N/A	12.
-Includes date/time/ID/Analysis Matrix: SL		
All containers needing acid/base preservation have been checked. Noncompliance are noted in 13.	☐Yes ☐No ☑N/A	13.
All containers needing preservation are found to be in compliance with EPA recommendation.	☐Yes ☐No ☑N/A	
Exceptions: VOA,Coliform, TOC, Oil and Grease, WI-DRO (water)	☐Yes ☑No	Initial when completed / Lot # of added preservative
Samples checked for dechlorination:	☐Yes ☐No ☑N/A	14.
Headspace in VOA Vials (>6mm):	☐Yes ☐No ☑N/A	15.
Trip Blank Present:	☐Yes ☐No ☑N/A	16.
Trip Blank Custody Seals Present	☐Yes ☐No ☑N/A	
Pace Trip Blank Lot # (if purchased):		

Client Notification/ Resolution: Field Data Required? Y / N

Person Contacted: _____ Date/Time: _____

Comments/ Resolution: _____

Project Manager Review: _____ Date: 06/15/09

Note: Whenever there is a discrepancy affecting North Carolina compliance samples, a copy of this form will be sent to the North Carolina DEHNR Certification Office (i.e out of hold, incorrect preservative, out of temp, incorrect containers)

Appendix B

Sample Analysis Summary

Pace Analytical Services, Inc.
1700 Elm Street - Suite 200
Minneapolis, MN 55414

Tel: 612-607-1700
Fax: 612- 607-6444

Method 8290 Sample Analysis Results

Client - Pioneer Technologies Corporation

Client's Sample ID	SP01-ZONEN/A-061209		
Lab Sample ID	1097187001		
Filename	F90618A_11		
Injected By	BPG		
Total Amount Extracted	12.3 g	Matrix	Soil
% Moisture	10.6	Dilution	NA
Dry Weight Extracted	11.0 g	Collected	06/12/2009
ICAL ID	F90501	Received	06/13/2009
CCal Filename(s)	F90618A_01 & F90618A_15	Extracted	06/15/2009
Method Blank ID	BLANK-20238	Analyzed	06/18/2009 19:06

Native Isomers	Conc ng/Kg	EMPC ng/Kg	RL ng/Kg		Internal Standards	ng's Added	Percent Recovery
2,3,7,8-TCDF	0.40	-----	0.24	J	2,3,7,8-TCDF-13C	2.00	77
Total TCDF	2.20	-----	0.24		2,3,7,8-TCDD-13C	2.00	85
					1,2,3,7,8-PeCDF-13C	2.00	79
2,3,7,8-TCDD	ND	-----	0.30		2,3,4,7,8-PeCDF-13C	2.00	82
Total TCDD	ND	-----	0.30		1,2,3,7,8-PeCDD-13C	2.00	91
					1,2,3,4,7,8-HxCDF-13C	2.00	85
1,2,3,7,8-PeCDF	ND	-----	0.38		1,2,3,6,7,8-HxCDF-13C	2.00	71
2,3,4,7,8-PeCDF	0.68	-----	0.34	J	2,3,4,6,7,8-HxCDF-13C	2.00	78
Total PeCDF	6.60	-----	0.36		1,2,3,7,8,9-HxCDF-13C	2.00	80
					1,2,3,4,7,8-HxCDD-13C	2.00	88
1,2,3,7,8-PeCDD	ND	-----	0.32		1,2,3,6,7,8-HxCDD-13C	2.00	77
Total PeCDD	0.50	-----	0.32	J	1,2,3,4,6,7,8-HpCDF-13C	2.00	69
					1,2,3,4,7,8,9-HpCDF-13C	2.00	64
1,2,3,4,7,8-HxCDF	ND	-----	0.64		1,2,3,4,6,7,8-HpCDD-13C	2.00	73
1,2,3,6,7,8-HxCDF	ND	-----	0.49		OCDD-13C	4.00	44
2,3,4,6,7,8-HxCDF	ND	-----	0.66				
1,2,3,7,8,9-HxCDF	ND	-----	0.52		1,2,3,4-TCDD-13C	2.00	NA
Total HxCDF	4.60	-----	0.58		1,2,3,7,8,9-HxCDD-13C	2.00	NA
1,2,3,4,7,8-HxCDD	ND	-----	0.48		2,3,7,8-TCDD-37Cl4	0.20	83
1,2,3,6,7,8-HxCDD	1.60	-----	0.81	J			
1,2,3,7,8,9-HxCDD	ND	-----	0.74				
Total HxCDD	2.70	-----	0.68	J			
1,2,3,4,6,7,8-HpCDF	9.20	-----	0.59		Total 2,3,7,8-TCDD		
1,2,3,4,7,8,9-HpCDF	ND	-----	0.72		Equivalence: 1.7 ng/Kg		
Total HpCDF	9.20	-----	0.66		(Using 2005 WHO Factors - Using PRL/2 where ND)		
1,2,3,4,6,7,8-HpCDD	52.00	-----	1.10				
Total HpCDD	100.00	-----	1.10				
OCDF	19.00	-----	0.67				
OCDD	760.00	-----	0.86				

Conc = Concentration (Totals include 2,3,7,8-substituted isomers).
EMPC = Estimated Maximum Possible Concentration
RL = Reporting Limit.

ND = Not Detected
NA = Not Applicable
NC = Not Calculated

Results reported on a dry weight basis and are valid to no more than 2 significant figures.
J = Value below calibration range

REPORT OF LABORATORY ANALYSIS

This report shall not be reproduced, except in full,
without the written consent of Pace Analytical Services, Inc.

Pace Analytical Services, Inc.
1700 Elm Street - Suite 200
Minneapolis, MN 55414

Tel: 612-607-1700
Fax: 612- 607-6444

Method 8290 Blank Analysis Results

Lab Sample ID	BLANK-20238	Matrix	Solid
Filename	F90619A_02	Dilution	NA
Total Amount Extracted	10.1 g	Extracted	06/15/2009
ICAL ID	F90501	Analyzed	06/19/2009 09:36
CCal Filename(s)	F90618B_12 & F90619A_06	Injected By	SMT

Native Isomers	Conc ng/Kg	EMPC ng/Kg	RL ng/Kg	Internal Standards	ng's Added	Percent Recovery
2,3,7,8-TCDF	ND	-----	0.150	2,3,7,8-TCDF-13C	2.00	69
Total TCDF	ND	-----	0.150	2,3,7,8-TCDD-13C	2.00	79
				1,2,3,7,8-PeCDF-13C	2.00	77
2,3,7,8-TCDD	ND	-----	0.170	2,3,4,7,8-PeCDF-13C	2.00	81
Total TCDD	ND	-----	0.170	1,2,3,7,8-PeCDD-13C	2.00	88
				1,2,3,4,7,8-HxCDF-13C	2.00	77
1,2,3,7,8-PeCDF	ND	-----	0.086	1,2,3,6,7,8-HxCDF-13C	2.00	69
2,3,4,7,8-PeCDF	ND	-----	0.061	2,3,4,6,7,8-HxCDF-13C	2.00	73
Total PeCDF	ND	-----	0.074	1,2,3,7,8,9-HxCDF-13C	2.00	76
				1,2,3,4,7,8-HxCDD-13C	2.00	81
1,2,3,7,8-PeCDD	ND	-----	0.130	1,2,3,6,7,8-HxCDD-13C	2.00	76
Total PeCDD	ND	-----	0.130	1,2,3,4,6,7,8-HpCDF-13C	2.00	71
				1,2,3,4,7,8,9-HpCDF-13C	2.00	68
1,2,3,4,7,8-HxCDF	ND	-----	0.094	1,2,3,4,6,7,8-HpCDD-13C	2.00	75
1,2,3,6,7,8-HxCDF	ND	-----	0.087	OCDD-13C	4.00	49
2,3,4,6,7,8-HxCDF	ND	-----	0.088			
1,2,3,7,8,9-HxCDF	ND	-----	0.120	1,2,3,4-TCDD-13C	2.00	NA
Total HxCDF	ND	-----	0.097	1,2,3,7,8,9-HxCDD-13C	2.00	NA
1,2,3,4,7,8-HxCDD	ND	-----	0.150	2,3,7,8-TCDD-37Cl4	0.20	79
1,2,3,6,7,8-HxCDD	ND	-----	0.160			
1,2,3,7,8,9-HxCDD	ND	-----	0.170			
Total HxCDD	ND	-----	0.160			
1,2,3,4,6,7,8-HpCDF	ND	-----	0.120	Total 2,3,7,8-TCDD		
1,2,3,4,7,8,9-HpCDF	ND	-----	0.150	Equivalence: 0.21 ng/Kg		
Total HpCDF	ND	-----	0.140	(Using 2005 WHO Factors - Using PRL/2 where ND)		
1,2,3,4,6,7,8-HpCDD	ND	-----	0.180			
Total HpCDD	ND	-----	0.180			
OCDF	ND	-----	0.380			
OCDD	-----	0.53	0.440 I			

Conc = Concentration (Totals include 2,3,7,8-substituted isomers).
EMPC = Estimated Maximum Possible Concentration
RL = Reporting Limit

Results reported on a dry weight basis and are valid to no more than 2 significant figures.
I = Interference present

REPORT OF LABORATORY ANALYSIS

This report shall not be reproduced, except in full,
without the written consent of Pace Analytical Services, Inc.

Pace Analytical Services, Inc.
1700 Elm Street - Suite 200
Minneapolis, MN 55414

Tel: 612-607-1700
Fax: 612- 607-6444

Method 8290 Laboratory Control Spike Results

Lab Sample ID	LCS-20239		
Filename	F90618A_02	Matrix	Solid
Total Amount Extracted	10.6 g	Dilution	NA
ICAL ID	F90501	Extracted	06/15/2009
CCal Filename(s)	F90618A_01 & F90618A_15	Analyzed	06/18/2009 11:57
Method Blank ID	BLANK-20238	Injected By	BPG

Native Isomers	**Qs** (ng)	**Qm** (ng)	% Rec.	**Internal Standards**	**ng's Added**	**Percent Recovery**
2,3,7,8-TCDF	0.20	0.20	100	2,3,7,8-TCDF-13C	2.00	74
Total TCDF				2,3,7,8-TCDD-13C	2.00	84
				1,2,3,7,8-PeCDF-13C	2.00	78
2,3,7,8-TCDD	0.20	0.18	91	2,3,4,7,8-PeCDF-13C	2.00	82
Total TCDD				1,2,3,7,8-PeCDD-13C	2.00	93
				1,2,3,4,7,8-HxCDF-13C	2.00	77
1,2,3,7,8-PeCDF	1.00	1.00	100	1,2,3,6,7,8-HxCDF-13C	2.00	70
2,3,4,7,8-PeCDF	1.00	0.96	96	2,3,4,6,7,8-HxCDF-13C	2.00	76
Total PeCDF				1,2,3,7,8,9-HxCDF-13C	2.00	79
				1,2,3,4,7,8-HxCDD-13C	2.00	81
1,2,3,7,8-PeCDD	1.00	0.90	90	1,2,3,6,7,8-HxCDD-13C	2.00	80
Total PeCDD				1,2,3,4,6,7,8-HpCDF-13C	2.00	77
				1,2,3,4,7,8,9-HpCDF-13C	2.00	76
1,2,3,4,7,8-HxCDF	1.00	0.95	95	1,2,3,4,6,7,8-HpCDD-13C	2.00	86
1,2,3,6,7,8-HxCDF	1.00	0.98	98	OCDD-13C	4.00	67
2,3,4,6,7,8-HxCDF	1.00	0.98	98			
1,2,3,7,8,9-HxCDF	1.00	0.96	96	1,2,3,4-TCDD-13C	2.00	NA
Total HxCDF				1,2,3,7,8,9-HxCDD-13C	2.00	NA
1,2,3,4,7,8-HxCDD	1.00	0.96	96	2,3,7,8-TCDD-37Cl4	0.20	82
1,2,3,6,7,8-HxCDD	1.00	0.99	99			
1,2,3,7,8,9-HxCDD	1.00	0.99	99			
Total HxCDD						
1,2,3,4,6,7,8-HpCDF	1.00	1.02	102			
1,2,3,4,7,8,9-HpCDF	1.00	1.00	100			
Total HpCDF						
1,2,3,4,6,7,8-HpCDD	1.00	0.93	93			
Total HpCDD						
OCDF	2.00	1.99	100			
OCDD	2.00	2.18	109			

Qs = Quantity Spiked
Qm = Quantity Measured
Rec. = Recovery (Expressed as Percent)
P = Recovery outside of target range
X = Background subtracted value
Y = RF averaging used in calculations
Nn = Value obtained from additional analysis
NA = Not Applicable
* = See Discussion

REPORT OF LABORATORY ANALYSIS

This report shall not be reproduced, except in full,
without the written consent of Pace Analytical Services, Inc.

DRAGON
Analytical Laboratory

RCRA CHAIN OF CUSTODY RECORD

2818 Madrona Beach Rd. NW, Olympia, WA 98502
Phone: (360) 866-0543 Fax: (360) 866-0556
Email: DragonLab@comcast.net
Website: dragonlaboratory.com

Page 1 of 1

Samples Collected By: KL
Contact Number:

Client: PTC Phone: 570-1700 Project Name: [illegible] Project P.O.:
Address: 7612 Yelm Hwy SE Suite A Fax: Project Location: Contact Person: Tim Bussey
Olympia, WA 98501 Email: bussey1@comcast.net Project Number: DAL Project No.:
SEE ADDITIONAL SAMPLES ON REVERSE SIDE

Matrix Code:
WW = wastewater GW = groundwater S = soil or solid
SL = sludge V = vapor O = other

| Sample Identification | Sample Matrix | Date Sampled | Time Sampled | Container Type | MtBE/BTEX (EPA 8021b) | Gasoline (NWTPH-Gx) | Diesel (NWTPH-Dx) | Diesel & Oil (NWTPH-Dx) | Fuel Scan (NWTPH-HCID) | VOC's (EPA 8021b) | Organochlorine Pesticides (EPA 8081) | PCB's (EPA 8082) | Volatiles (EPA 8260) | PAH's (EPA 8100 or 8270/8270SIM) | Semi-Volatiles (EPA 8270) | Ignitability (EPA 1010) | Oil and Grease (EPA 1664 HEM) | pH (EPA 9040/9045) | Specific Conductance (EPA 9050) | Paint Filter Test (EPA 9095) | Heavy Metals* (EPA 7000 Series) | Biogenic Gases (EPA 3C) | Natural Attenuation Indicators | Gross Alpha Radioactivity (EPA 900) | Gross Beta Radioactivity (EPA 900) | | |

Pioneer Technologies Corporation
Project: East Bay IA Stockpile

DAL Number: 090615-03

ANALYTICAL RESULTS FOR THE ANALYSIS OF FUEL IN SOIL

Sample Identification	Date Analyzed	Percent Solids (%)	Diesel Fuel #2 NWTPH-Dx (mg/kg)	Heavy Oil NWTPH-Dx (mg/kg)	Surrogate Recovery 2-FBP (%)	Data Flags
Method Blank	6/19/2009	n/a	nd	nd	85.2	
SP02-Zone 2-061509	6/19/2009	90.2	nd	nd	73.2	
LCS	6/19/2009	n/a	109%	n/a	n/a	
090619-MS	6/19/2009	n/a	105%	n/a	n/a	
090619-MSD	6/19/2009	n/a	108%	n/a	n/a	
Method Reporting Limits			25	100		

WA-DOE-Laboratory Certification No.: C2013

"nd" indicates the analyte was not detected at or above the listed Method Reporting Limit.

"n/a" indicates not applicable

Sample results based on dry weight.

Comments and Explanations: None

Analyst: T. McCall

Data reviewed by:

Pioneer Technologies Corporation
Project: East Bay IA Stockpile

DAL Number: 090615-03

ANALYTICAL RESULTS FOR THE ANALYSIS OF GASOLINE RANGE ORGANICS IN SOIL

Sample Identification	Date Analyzed	Percent Solids (%)	Benzene EPA 8021B (mg/kg)	Toluene EPA 8021B (mg/kg)	Ethylbenzene EPA 8021B (mg/kg)	m&p-Xylene EPA 8021B (mg/kg)	o-Xylene EPA 8021B (mg/kg)	Gasoline NWTPH-Gx (mg/kg)	Surrogate Recovery BFB (%)	Data Flags
Method Blank	6/17/2009	n/a	nd	nd	nd	nd	nd	nd	97.7	
SP02-Zone 2-061509	6/17/2009	90.9	nd	nd	nd	nd	nd	nd	90.4	
LCS	6/17/2009	n/a	108%	122%	120%	98.9%	105%	94.9%	n/a	
090617-MS	6/17/2009	n/a	104%	101%	95.3%	105%	96.8%	108%	n/a	
Method Reporting Limits			0.05	0.10	0.10	0.10	0.10	5.0		

WA-DOE-Laboratory Certification No.: C2013

"nd" indicates the analyte was not detected at or above the listed Method Reporting Limit.

"n/a" indicates not applicable

Sample results based on dry weight.

Comments and Explanations: None

Analyst: T. McCall

Data reviewed by:

Pioneer Technologies Corporation
Project: East Bay IA Stockpile

DAL Number: 090615-03

ANALYTICAL RESULTS FOR THE ANALYSIS OF HEAVY METALS IN SOIL BY EPA METHOD 6020 A

Sample Identification	Date Analyzed	Percent Solids	Arsenic (As)	Cadmium (Cd)	Lead (Pb)
Chemical Abstract Number (CAS)			7440-38-2	7440-43-9	7439-92-1
Units		(%)	(mg/kg)	(mg/kg)	(mg/kg)
Method Blank	6/18/2009	n/a	nd	nd	nd
SP02-Zone 2-061509	6/18/2009	90.9	**3.8**	**1.33**	**14.8**
LCS	6/18/2009	n/a	105%	102%	104%
090616-MS	6/18/2009	n/a	MI	99.2%	MI
090616-MSD	6/18/2009	n/a	MI	97.9%	MI
Method Reporting Limits			0.25	0.25	0.25

WA-DOE-Laboratory Certification No.: C2013
"nd" indicates the analyte was not detected at or above the listed Method Reporting Limit.
"n/a" indicates not applicable
"MI" indicates Matrix Interference
Sample results based on dry weight.
Comments and Explanations: None

Analyst: T. McCall
Data reviewed by:

Pioneer Technologies Corporation
Project: East Bay IA Stockpile

DAL Number: 090615-03

ANALYTICAL RESULTS FOR THE ANALYSIS OF SEMI-VOLATILE COMPOUNDS IN SOIL BY EPA METHOD 8270

Sample Identification			Blank	SP02-Zone 2-061509	LCS	090618-MS	090618-MSD
Percent Solids (%)			n/a	90.2	n/a	n/a	n/a
Date Extracted	CAS	MRL	6/15/2009	6/15/2009	6/15/2009	6/15/2009	6/15/2009
Date Anlayzed	Number	(mg/kg)	6/18/2009	6/18/2009	6/18/2009	6/18/2009	SP03-Zone 2-061609
Benzo(a)anthracene	56-55-3	0.01	nd	**0.04**	96.7%	101%	102%
Benzo(a)pyrene	50-32-8	0.01	nd	**0.15**	n/a	n/a	n/a
Benzo(b)fluoranthene	205-99-2	0.01	nd	nd	n/a	n/a	n/a
Benzo(k)fluoranthene	207-08-9	0.01	nd	**0.04**	n/a	n/a	n/a
Chrysene	218-01-9	0.01	nd	**0.05**	102%	103%	104%
Dibenzo(a,h)anthracene	53-70-3	0.01	nd	**0.10**	n/a	n/a	n/a
Ideno(1,2,3-cd)pyrene	193-39-5	0.01	nd	**0.26**	73.3%	72.0%	75.9%
1-Methylnaphthalene	90-12-0	0.01	nd	nd	n/a	n/a	n/a
2-Methylnaphthalene	91-57-6	0.01	nd	nd	n/a	n/a	n/a
Naphthalene	91-20-3	0.01	nd	nd	n/a	n/a	n/a
Surrogate Recovery (%)							
2-Fluorophenol			96.8	108	120	102	102
Phenol-d6			107	79	123	124	93.7
Nitrobenzene-d5			85.5	111	92.1	109	109
2-Fluorobiphenol			103	116	73.7	85.5	86.1
2,4,6-Tribromophenol			111	128	122	71.2	130
Terphenyl-d14			118	119	94.5	110	111
Data Flags							

WA-DOE-Laboratory Certification No.: C2013
"nd" indicates the analyte was not detected at or above the listed Method Reporting Limit.
"n/a" indicates not applicable
Sample results based on dry weight.
Comments and Explanations: None

Analyst: T. McCall
Data reviewed by:

1117

DRAGON
Analytical Laboratory

RCRA CHAIN OF CUSTODY RECORD

2818 Madrona Beach Rd. NW, Olympia, WA 98502
Phone: (360) 866-0543 Fax: (360) 866-0556
Email: DragonLab@comcast.net
Website: dragonlaboratory.com

RUSH! 1097304

Samples Collected By: KR
Contact Number:

Client: PTC
Address: 2612 Yelm Highway SE, Suite B
Olympia, WA 98501
Phone: 360-570-1700
Fax:
Email: bussey@uspioneer.com
Project Name: East Bay IA Stockpile
Project Location:
Project Number:
Project P.O.:
Contact Person: Troy Bussey
DAL Project No.:

* Please return cooler and also send out additional sample kits of similar size

Matrix Code:
WW = wastewater GW = groundwater S = soil or solid
SL = sludge V = vapor O = other

Sample Identification	Sample Matrix	Date Sampled	Time Sampled	Container Type	MtBE/BTEX (EPA 8021b)	Gasoline (NWTPH-Gx)	Diesel (NWTPH-Dx)	Diesel & Oil (NWTPH-Dx)	Fuel Scan (NWTPH-HCID)	VOC's (EPA 8021b)	Organochlorine Pesticides (EPA 8081)	PCB's (EPA 8082)	Volatiles (EPA 8260)	PAH's (EPA 8100 or 8270/8270SIM)	Semi-Volatiles (EPA 8270)	Ignitability (EPA 1010)	Oil and Grease (EPA 1664 HEM)	pH (EPA 9040/9045)	Specific Conductance (EPA 9050)	Paint Filter Test (EPA 9095)	Heavy Metals* (EPA 7000 Series)	Biogenic Gases (EPA 3C)	Natural Attenuation Indicators	Gross Alpha Radioactivity (EPA 900)	Gross Beta Radioactivity (EPA 900)	Dioxin/Furan 8329.0								
SP02-Zone 2-061509	S	6/15/09	1400	4 oz.																						X						0	0	1

Relinquished by (Signature)	Date/Time	Received by (Signature)	Date/Time
[signature]	6/15/09 1630	[signature] / Pace	6/16/09 1000
Relinquished by (Signature)	Date/Time	Received by (Signature)	Date/Time

Sample Disposal Instructions: ☐ DAL Disposal @ $2.50 per Container ☐ Return ☐ Pickup

Turn-Around-Time
☐ Same Day
☐ 24 Hour
☐ 48 Hour
☐ 5 Day
☐ 10 Day
☐ Other:

***Heavy Metals**: Please circle the desired analytes.

Ag Al As Ba Be Cd Cr Cr-VI Co Cu Fe Hg Li Mg Mn Mo Ni Pb Sb Se Tl V Zn - Total
Ag Al As Ba Be Cd Cr Cr-VI Co Cu Fe Hg Li Mg Mn Mo Ni Pb Sb Se Tl V Zn - Dissolved
Ag Al As Ba Be Cd Cr Cr-VI Co Cu Fe Hg Li Mg Mn Mo Ni Pb Sb Se Tl V Zn - TCLP

Pace Analytical™

www.pacelabs.com

Pace Analytical Services, Inc.
1700 Elm Street
Minneapolis, MN 55414
Phone: 612.607.1700
Fax: 612.607.6444

Report Prepared for:

Troy Bussey
Pioneer Technologies Corporation
2612 Yelm Highway S.E.
Suite B
Olympia WA 98501-4826

REPORT OF LABORATORY ANALYSIS FOR PCDD/PCDF

Report Information:

Pace Project #: 1097304
Sample Receipt Date: 06/16/2009
Client Project #: East Bay IA Stockpile
Client Sub PO #: N/A
State Cert #: C218

Invoicing & Reporting Options:

The report provided has been invoiced as a Level 2 PCDD/PCDF Report. If an upgrade of this report package is requested, an additional charge may be applied.

Please review the attached invoice for accuracy and forward any questions to Scott Unze, your Pace Project Manager.

This report has been reviewed and prepared by:

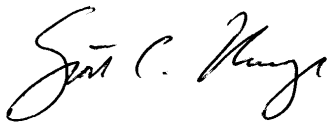

Scott Unze, Project Manager
(612) 607-6383
(612) 607-6444 (fax)
scott.unze@pacelabs.com

ACCREDITED IN ACCORDANCE WITH nelac

Report of Laboratory Analysis

This report should not be reproduced, except in full, without the written consent of Pace Analytical Services, Inc.

The results relate only to the samples included in this report.

Report Prepared Date:
June 22, 2009

Pace Analytical Services, Inc.
1700 Elm Street
Minneapolis, MN 55414
Phone: 612.607.1700
Fax: 612.607.6444

DISCUSSION

This report presents the results from the analyses performed on one sample submitted by a representative of Pioneer Technologies Corporation. The sample was analyzed for the presence or absence of polychlorodibenzo-p-dioxins (PCDDs) and polychlorodibenzofurans (PCDFs) using a modified version of USEPA Method 8290. Reporting limits were based on signal-to-noise calculations. The sample was received outside of the recommended temperature range of 0-6 degrees Celsius.

The recoveries of the isotopically-labeled PCDD/PCDF internal standards in the sample extract ranged from 47-123%. All of the labeled standard recoveries obtained for this project were within the 40-135% target range specified in Method 8290. Also, since the quantification of the native 2,3,7,8-substituted congeners was based on isotope dilution, the data were automatically corrected for variation in recovery and accurate values were obtained.

A laboratory method blank was prepared and analyzed with the sample batch as part of our routine quality control procedures. The results show the blank to contain trace levels of selected congeners. These were below the calibration range of the method. The levels reported for the affected congeners in the field sample were higher than the corresponding blank levels by one or more orders of magnitude. These results indicate that the sample processing steps did not contribute significantly to the levels reported for the field sample.

Laboratory and matrix spike samples were also prepared with the sample batch using clean sand or sample matrix that had been fortified with native standard materials. The results show that the spiked native compounds were generally recovered at 88-130%, with relative percent differences of 0.1-7.6%. These results indicate generally high degrees of accuracy and precision for these determinations. Somewhat variable background-subtracted values were obtained for HpCDD, OCDF, and OCDD in the matrix spike samples, due to the levels of these compounds in the sample material.

This report shall not be reproduced, except in full,
without the written consent of Pace Analytical Services, Inc.

Appendix A

Sample Management

Sample Condition Upon Receipt

Pace Analytical

Client Name: Pace - WA Project # 1097304

Courier: ☑ Fed Ex ☐ UPS ☐ USPS ☐ Client ☐ Commercial ☐ Pace Other _____

Tracking #: 7912 3041 0460

Optional
Proj. Due Date:
Proj. Name:

Custody Seal on Cooler/Box Present: ☐ yes ☑ no Seals intact: ☐ yes ☐ no

Packing Material: ☐ Bubble Wrap ☑ Bubble Bags ☐ None ☐ Other _____ Temp Blank: Yes ____ No ✓

Thermometer Used 80344042 179425 Type of Ice: Wet Blue None ☐ Samples on ice, cooling process has begun

Cooler Temperature 6-2 Biological Tissue is Frozen: Yes No

Temp should be above freezing to 6°C

Date and Initials of person examining contents: _____

		Comments:
Chain of Custody Present:	☑Yes ☐No ☐N/A	1.
Chain of Custody Filled Out:	☑Yes ☐No ☐N/A	2.
Chain of Custody Relinquished:	☑Yes ☐No ☐N/A	3.
Sampler Name & Signature on COC:	☐Yes ☑No ☐N/A	4.
Samples Arrived within Hold Time:	☑Yes ☐No ☐N/A	5.
Short Hold Time Analysis (<72hr):	☐Yes ☑No ☐N/A	6.
Rush Turn Around Time Requested:	☐Yes ☑No ☐N/A	7.
Sufficient Volume:	☑Yes ☐No ☐N/A	8.
Correct Containers Used:	☑Yes ☐No ☐N/A	9.
-Pace Containers Used:	☐Yes ☑No ☐N/A	
Containers Intact:	☑Yes ☐No ☐N/A	10.
Filtered volume received for Dissolved tests	☐Yes ☑No ☐N/A	11.
Sample Labels match COC:	☑Yes ☐No ☐N/A	12.
-Includes date/time/ID/Analysis Matrix: SL		
All containers needing acid/base preservation have been checked. Noncompliance are noted in 13.	☐Yes ☑No ☐N/A	13.
All containers needing preservation are found to be in compliance with EPA recommendation.	☐Yes ☑No ☐N/A	
Exceptions: VOA,Coliform, TOC, Oil and Grease, WI-DRO (water)	☐Yes ☑No	Initial when completed / Lot # of added preservative
Samples checked for dechlorination:	☐Yes ☑No ☐N/A	14.
Headspace in VOA Vials (>6mm):	☐Yes ☑No ☐N/A	15.
Trip Blank Present:	☐Yes ☑No ☐N/A	16.
Trip Blank Custody Seals Present	☐Yes ☑No ☐N/A	
Pace Trip Blank Lot # (if purchased): _____		

Client Notification/ Resolution: Field Data Required? Y / N

Person Contacted: Kevin (phone) Date/Time: 06/16/09

Comments/ Resolution:

Waived temp req.

Project Manager Review: [signature] Date: 06/16/09

NEV 6/16/09 SH

Note: Whenever there is a discrepancy affecting North Carolina compliance samples, a copy of this form will be sent to the North Carolina DEHNR Certification Office (i.e out of hold, incorrect preservative, out of temp, incorrect containers)

F-ALLC003rev.5 5Aug2008

Appendix B

Sample Analysis Summary

Pace Analytical Services, Inc.
1700 Elm Street - Suite 200
Minneapolis, MN 55414

Tel: 612-607-1700
Fax: 612- 607-6444

Method 8290 Sample Analysis Results

Client - Pioneer Technologies Corporation

Client's Sample ID	SP02-ZONE2-061509		
Lab Sample ID	1097304001		
Filename	F90619A_17		
Injected By	AE		
Total Amount Extracted	12.6 g	Matrix	Solid
% Moisture	13.1	Dilution	NA
Dry Weight Extracted	11.0 g	Collected	06/15/2009
ICAL ID	F90501	Received	06/16/2009
CCal Filename(s)	F90619A_06 & F90619A_19	Extracted	06/17/2009
Method Blank ID	BLANK-20346	Analyzed	06/19/2009 22:53

Native Isomers	Conc ng/Kg	EMPC ng/Kg	RL ng/Kg		Internal Standards	ng's Added	Percent Recovery	
2,3,7,8-TCDF	2.8	-----	0.82		2,3,7,8-TCDF-13C	2.00	79	
Total TCDF	53.0	-----	0.82		2,3,7,8-TCDD-13C	2.00	83	
					1,2,3,7,8-PeCDF-13C	2.00	112	
2,3,7,8-TCDD	ND	-----	1.20		2,3,4,7,8-PeCDF-13C	2.00	114	
Total TCDD	71.0	-----	1.20		1,2,3,7,8-PeCDD-13C	2.00	123	
					1,2,3,4,7,8-HxCDF-13C	2.00	77	Y
1,2,3,7,8-PeCDF	2.7	-----	0.86	J	1,2,3,6,7,8-HxCDF-13C	2.00	77	
2,3,4,7,8-PeCDF	7.7	-----	0.34		2,3,4,6,7,8-HxCDF-13C	2.00	71	Y
Total PeCDF	86.0	-----	0.60		1,2,3,7,8,9-HxCDF-13C	2.00	82	
					1,2,3,4,7,8-HxCDD-13C	2.00	72	
1,2,3,7,8-PeCDD	4.9	-----	0.54		1,2,3,6,7,8-HxCDD-13C	2.00	89	
Total PeCDD	88.0	-----	0.54		1,2,3,4,6,7,8-HpCDF-13C	2.00	62	
					1,2,3,4,7,8,9-HpCDF-13C	2.00	57	
1,2,3,4,7,8-HxCDF	9.2	-----	0.69		1,2,3,4,6,7,8-HpCDD-13C	2.00	56	
1,2,3,6,7,8-HxCDF	6.4	-----	0.65		OCDD-13C	4.00	47	Y
2,3,4,6,7,8-HxCDF	8.8	-----	0.65					
1,2,3,7,8,9-HxCDF	2.9	-----	0.82	J	1,2,3,4-TCDD-13C	2.00	NA	
Total HxCDF	100.0	-----	0.70		1,2,3,7,8,9-HxCDD-13C	2.00	NA	
1,2,3,4,7,8-HxCDD	4.9	-----	0.93		2,3,7,8-TCDD-37Cl4	0.20	90	
1,2,3,6,7,8-HxCDD	16.0	-----	0.88					
1,2,3,7,8,9-HxCDD	9.9	-----	1.00					
Total HxCDD	190.0	-----	0.94					
1,2,3,4,6,7,8-HpCDF	120.0	-----	1.60		Total 2,3,7,8-TCDD			
1,2,3,4,7,8,9-HpCDF	10.0	-----	1.80		Equivalence: 21 ng/Kg			
Total HpCDF	290.0	-----	1.70		(Using 2005 WHO Factors - Using PRL/2 where ND)			
1,2,3,4,6,7,8-HpCDD	420.0	-----	1.20					
Total HpCDD	770.0	-----	1.20					
OCDF	470.0	-----	2.20					
OCDD	4000.0	-----	2.70					

Conc = Concentration (Totals include 2,3,7,8-substituted isomers).
EMPC = Estimated Maximum Possible Concentration
RL = Reporting Limit.

ND = Not Detected
NA = Not Applicable
NC = Not Calculated

Results reported on a dry weight basis and are valid to no more than 2 significant figures.
J = Value below calibration range
Y = Calculated using average of daily RFs

REPORT OF LABORATORY ANALYSIS

This report shall not be reproduced, except in full,
without the written consent of Pace Analytical Services, Inc.

Pace Analytical Services, Inc.
1700 Elm Street - Suite 200
Minneapolis, MN 55414

Tel: 612-607-1700
Fax: 612- 607-6444

Method 8290 Blank Analysis Results

Lab Sample ID	BLANK-20346	Matrix	Solid
Filename	F90621A_09	Dilution	NA
Total Amount Extracted	10.1 g	Extracted	06/17/2009
ICAL ID	F90501	Analyzed	06/21/2009 23:51
CCal Filename(s)	F90621A_02 & F90621A_11	Injected By	BAL

Native Isomers	Conc ng/Kg	EMPC ng/Kg	RL ng/Kg		Internal Standards	ng's Added	Percent Recovery
2,3,7,8-TCDF	0.28	-----	0.110	J	2,3,7,8-TCDF-13C	2.00	82
Total TCDF	0.49	-----	0.110	J	2,3,7,8-TCDD-13C	2.00	81
					1,2,3,7,8-PeCDF-13C	2.00	88
2,3,7,8-TCDD	ND	-----	0.150		2,3,4,7,8-PeCDF-13C	2.00	96
Total TCDD	ND	-----	0.150		1,2,3,7,8-PeCDD-13C	2.00	101
					1,2,3,4,7,8-HxCDF-13C	2.00	92
1,2,3,7,8-PeCDF	ND	-----	0.084		1,2,3,6,7,8-HxCDF-13C	2.00	78
2,3,4,7,8-PeCDF	ND	-----	0.069		2,3,4,6,7,8-HxCDF-13C	2.00	86
Total PeCDF	ND	-----	0.077		1,2,3,7,8,9-HxCDF-13C	2.00	92
					1,2,3,4,7,8-HxCDD-13C	2.00	88
1,2,3,7,8-PeCDD	ND	-----	0.110		1,2,3,6,7,8-HxCDD-13C	2.00	79
Total PeCDD	ND	-----	0.110		1,2,3,4,6,7,8-HpCDF-13C	2.00	80
					1,2,3,4,7,8,9-HpCDF-13C	2.00	88
1,2,3,4,7,8-HxCDF	ND	-----	0.092		1,2,3,4,6,7,8-HpCDD-13C	2.00	84
1,2,3,6,7,8-HxCDF	ND	-----	0.092		OCDD-13C	4.00	86
2,3,4,6,7,8-HxCDF	ND	-----	0.100				
1,2,3,7,8,9-HxCDF	ND	-----	0.098		1,2,3,4-TCDD-13C	2.00	NA
Total HxCDF	ND	-----	0.096		1,2,3,7,8,9-HxCDD-13C	2.00	NA
1,2,3,4,7,8-HxCDD	ND	-----	0.110		2,3,7,8-TCDD-37Cl4	0.20	87
1,2,3,6,7,8-HxCDD	ND	-----	0.110				
1,2,3,7,8,9-HxCDD	ND	-----	0.140				
Total HxCDD	ND	-----	0.120				
1,2,3,4,6,7,8-HpCDF	ND	-----	0.190		Total 2,3,7,8-TCDD		
1,2,3,4,7,8,9-HpCDF	ND	-----	0.220		Equivalence: 0.21 ng/Kg		
Total HpCDF	ND	-----	0.200		(Using 2005 WHO Factors - Using PRL/2 where ND)		
1,2,3,4,6,7,8-HpCDD	ND	-----	0.120				
Total HpCDD	ND	-----	0.120				
OCDF	ND	-----	0.180				
OCDD	0.78	-----	0.200	J			

Conc = Concentration (Totals include 2,3,7,8-substituted isomers).
EMPC = Estimated Maximum Possible Concentration
RL = Reporting Limit

Results reported on a dry weight basis and are valid to no more than 2 significant figures.
J = Value below calibration range

REPORT OF LABORATORY ANALYSIS

This report shall not be reproduced, except in full,
without the written consent of Pace Analytical Services, Inc.

Pace Analytical Services, Inc.
1700 Elm Street - Suite 200
Minneapolis, MN 55414

Tel: 612-607-1700
Fax: 612- 607-6444

Method 8290 Laboratory Control Spike Results

Lab Sample ID	LCS-20347		
Filename	F90621A_03	Matrix	Solid
Total Amount Extracted	10.3 g	Dilution	NA
ICAL ID	F90501	Extracted	06/17/2009
CCal Filename(s)	F90621A_02 & F90621A_11	Analyzed	06/21/2009 19:06
Method Blank ID	BLANK-20346	Injected By	BAL

Native Isomers	Qs (ng)	Qm (ng)	% Rec.	Internal Standards	ng's Added	Percent Recovery
2,3,7,8-TCDF	0.20	0.21	105	2,3,7,8-TCDF-13C	2.00	78
Total TCDF				2,3,7,8-TCDD-13C	2.00	76
				1,2,3,7,8-PeCDF-13C	2.00	81
2,3,7,8-TCDD	0.20	0.20	101	2,3,4,7,8-PeCDF-13C	2.00	89
Total TCDD				1,2,3,7,8-PeCDD-13C	2.00	90
				1,2,3,4,7,8-HxCDF-13C	2.00	87
1,2,3,7,8-PeCDF	1.00	1.07	107	1,2,3,6,7,8-HxCDF-13C	2.00	79
2,3,4,7,8-PeCDF	1.00	1.04	104	2,3,4,6,7,8-HxCDF-13C	2.00	85
Total PeCDF				1,2,3,7,8,9-HxCDF-13C	2.00	89
				1,2,3,4,7,8-HxCDD-13C	2.00	84
1,2,3,7,8-PeCDD	1.00	0.98	98	1,2,3,6,7,8-HxCDD-13C	2.00	82
Total PeCDD				1,2,3,4,6,7,8-HpCDF-13C	2.00	73
				1,2,3,4,7,8,9-HpCDF-13C	2.00	80
1,2,3,4,7,8-HxCDF	1.00	1.01	101	1,2,3,4,6,7,8-HpCDD-13C	2.00	77
1,2,3,6,7,8-HxCDF	1.00	1.04	104	OCDD-13C	4.00	72
2,3,4,6,7,8-HxCDF	1.00	1.04	104			
1,2,3,7,8,9-HxCDF	1.00	1.03	103	1,2,3,4-TCDD-13C	2.00	NA
Total HxCDF				1,2,3,7,8,9-HxCDD-13C	2.00	NA
1,2,3,4,7,8-HxCDD	1.00	1.03	103	2,3,7,8-TCDD-37Cl4	0.20	83
1,2,3,6,7,8-HxCDD	1.00	1.00	100			
1,2,3,7,8,9-HxCDD	1.00	1.05	105			
Total HxCDD						
1,2,3,4,6,7,8-HpCDF	1.00	1.12	112			
1,2,3,4,7,8,9-HpCDF	1.00	1.05	105			
Total HpCDF						
1,2,3,4,6,7,8-HpCDD	1.00	0.99	99			
Total HpCDD						
OCDF	2.00	2.48	124			
OCDD	2.00	2.14	107			

Qs = Quantity Spiked
Qm = Quantity Measured
Rec. = Recovery (Expressed as Percent)
P = Recovery outside of target range
X = Background subtracted value
Y = RF averaging used in calculations
Nn = Value obtained from additional analysis
NA = Not Applicable
* = See Discussion

REPORT OF LABORATORY ANALYSIS

This report shall not be reproduced, except in full,
without the written consent of Pace Analytical Services, Inc.

Pace Analytical Services, Inc.
1700 Elm Street - Suite 200
Minneapolis, MN 55414

Tel: 612-607-1700
Fax: 612- 607-6444

Method 8290 Spiked Sample Report

Client - Pioneer Technologies Corporation

Client's Sample ID	SP02-ZONE2-061509-MS		
Lab Sample ID	1097304001-MS		
Filename	F90621A_05	Matrix	Solid
Total Amount Extracted	11.4 g	Dilution	NA
ICAL ID	F90501	Extracted	06/17/2009
CCal Filename(s)	F90621A_02 & F90621A_11	Analyzed	06/21/2009 20:40
Method Blank ID	BLANK-20346	Injected By	BAL

Native Isomers	Qs (ng)	Qm (ng)	% Rec.	Internal Standards	ng's Added	Percent Recovery
2,3,7,8-TCDF	0.20	0.26	132	2,3,7,8-TCDF-13C	2.00	84
				2,3,7,8-TCDD-13C	2.00	82
				1,2,3,7,8-PeCDF-13C	2.00	86
2,3,7,8-TCDD	0.20	0.22	109	2,3,4,7,8-PeCDF-13C	2.00	93
				1,2,3,7,8-PeCDD-13C	2.00	96
				1,2,3,4,7,8-HxCDF-13C	2.00	92
1,2,3,7,8-PeCDF	1.00	1.13	113	1,2,3,6,7,8-HxCDF-13C	2.00	79
2,3,4,7,8-PeCDF	1.00	1.13	113	2,3,4,6,7,8-HxCDF-13C	2.00	85
				1,2,3,7,8,9-HxCDF-13C	2.00	84
				1,2,3,4,7,8-HxCDD-13C	2.00	91
1,2,3,7,8-PeCDD	1.00	1.03	103	1,2,3,6,7,8-HxCDD-13C	2.00	75
				1,2,3,4,6,7,8-HpCDF-13C	2.00	74
				1,2,3,4,7,8,9-HpCDF-13C	2.00	74
1,2,3,4,7,8-HxCDF	1.00	0.99	99	1,2,3,4,6,7,8-HpCDD-13C	2.00	74
1,2,3,6,7,8-HxCDF	1.00	1.10	110	OCDD-13C	4.00	60
2,3,4,6,7,8-HxCDF	1.00	1.16	116			
1,2,3,7,8,9-HxCDF	1.00	1.08	108	1,2,3,4-TCDD-13C	2.00	NA
				1,2,3,7,8,9-HxCDD-13C	2.00	NA
1,2,3,4,7,8-HxCDD	1.00	1.10	110	2,3,7,8-TCDD-37Cl4	0.20	96
1,2,3,6,7,8-HxCDD	1.00	1.25	125			
1,2,3,7,8,9-HxCDD	1.00	1.22	122			
1,2,3,4,6,7,8-HpCDF	1.00	2.49	249			
1,2,3,4,7,8,9-HpCDF	1.00	1.17	117			
1,2,3,4,6,7,8-HpCDD	1.00	5.64	564			
OCDF	2.00	8.32	416			
OCDD	2.00	50.34	2517			

Qs = Quantity Spiked Qm = Quantity Measured Rec. = Recovery (Expressed as Percent)

Results reported on a dry weight basis and are valid to no more than 2 significant figures.

REPORT OF LABORATORY ANALYSIS

This report shall not be reproduced, except in full,
without the written consent of Pace Analytical Services, Inc.

Pace Analytical Services, Inc.
1700 Elm Street - Suite 200
Minneapolis, MN 55414

Tel: 612-607-1700
Fax: 612- 607-6444

Method 8290 Spiked Sample Report

Client - Pioneer Technologies Corporation

Client's Sample ID	SP02-ZONE2-061509-MSD		
Lab Sample ID	1097304001-MSD		
Filename	F90621A_06	Matrix	Solid
Total Amount Extracted	11.7 g	Dilution	NA
ICAL ID	F90501	Extracted	06/17/2009
CCal Filename(s)	F90621A_02 & F90621A_11	Analyzed	06/21/2009 21:27
Method Blank ID	BLANK-20346	Injected By	BAL

Native Isomers	Qs (ng)	Qm (ng)	% Rec.	Internal Standards	ng's Added	Percent Recovery
2,3,7,8-TCDF	0.20	0.25	126	2,3,7,8-TCDF-13C	2.00	83
				2,3,7,8-TCDD-13C	2.00	83
				1,2,3,7,8-PeCDF-13C	2.00	82
2,3,7,8-TCDD	0.20	0.23	113	2,3,4,7,8-PeCDF-13C	2.00	87
				1,2,3,7,8-PeCDD-13C	2.00	90
				1,2,3,4,7,8-HxCDF-13C	2.00	92
1,2,3,7,8-PeCDF	1.00	1.13	113	1,2,3,6,7,8-HxCDF-13C	2.00	76
2,3,4,7,8-PeCDF	1.00	1.09	109	2,3,4,6,7,8-HxCDF-13C	2.00	88
				1,2,3,7,8,9-HxCDF-13C	2.00	85
				1,2,3,4,7,8-HxCDD-13C	2.00	97
1,2,3,7,8-PeCDD	1.00	1.04	104	1,2,3,6,7,8-HxCDD-13C	2.00	72
				1,2,3,4,6,7,8-HpCDF-13C	2.00	68
				1,2,3,4,7,8,9-HpCDF-13C	2.00	61
1,2,3,4,7,8-HxCDF	1.00	0.97	97	1,2,3,4,6,7,8-HpCDD-13C	2.00	63
1,2,3,6,7,8-HxCDF	1.00	1.11	111	OCDD-13C	4.00	53
2,3,4,6,7,8-HxCDF	1.00	1.16	116			
1,2,3,7,8,9-HxCDF	1.00	1.09	109	1,2,3,4-TCDD-13C	2.00	NA
				1,2,3,7,8,9-HxCDD-13C	2.00	NA
1,2,3,4,7,8-HxCDD	1.00	1.11	111	2,3,7,8-TCDD-37Cl4	0.20	96
1,2,3,6,7,8-HxCDD	1.00	1.30	130			
1,2,3,7,8,9-HxCDD	1.00	1.21	121			
1,2,3,4,6,7,8-HpCDF	1.00	2.47	247			
1,2,3,4,7,8,9-HpCDF	1.00	1.18	118			
1,2,3,4,6,7,8-HpCDD	1.00	6.08	608			
OCDF	2.00	8.45	423			
OCDD	2.00	52.79	2639			

Qs = Quantity Spiked Qm = Quantity Measured Rec. = Recovery (Expressed as Percent)

Results reported on a dry weight basis and are valid to no more than 2 significant figures.

REPORT OF LABORATORY ANALYSIS

This report shall not be reproduced, except in full,
without the written consent of Pace Analytical Services, Inc.

Pace Analytical Services, Inc.
1700 Elm Street - Suite 200
Minneapolis, MN 55414

Tel: 612-607-1700
Fax: 612- 607-6444

Method 8290 Spike Sample Results

Client - Pioneer Technologies Corporation

Client Sample ID	SP02-ZONE2-061509			Dry Weights	
Lab Sample ID	1097304001	Sample Filename	F90619A_17	Sample Amount	11.0 g
MS ID	1097304001-MS	MS Filename	F90621A_05	MS Amount	9.9 g
MSD ID	1097304001-MSD	MSD Filename	F90621A_06	MSD Amount	10.2 g

Analyte	Sample Conc. ng/Kg	MS/MSD Qs (ng)	MS Qm (ng)	MSD Qm (ng)	RPD	Background Subtracted MS % Rec.	MSD % Rec.	RPD
2,3,7,8-TCDF	2.780	0.20	0.26	0.25	4.4	118	112	5.3
2,3,7,8-TCDD	0.000	0.20	0.22	0.23	3.4	103	107	3.5
1,2,3,7,8-PeCDF	2.660	1.00	1.13	1.13	0.4	110	111	0.3
2,3,4,7,8-PeCDF	7.700	1.00	1.13	1.09	4.0	106	101	4.5
1,2,3,7,8-PeCDD	4.860	1.00	1.03	1.04	1.1	98	99	1.0
1,2,3,4,7,8-HxCDF	9.200	1.00	0.99	0.97	1.7	90	88	2.1
1,2,3,6,7,8-HxCDF	6.420	1.00	1.10	1.11	1.0	103	104	0.9
2,3,4,6,7,8-HxCDF	8.760	1.00	1.16	1.16	0.1	108	107	0.1
1,2,3,7,8,9-HxCDF	2.860	1.00	1.08	1.09	0.2	106	106	0.1
1,2,3,4,7,8-HxCDD	4.920	1.00	1.10	1.11	0.6	105	106	0.5
1,2,3,6,7,8-HxCDD	15.800	1.00	1.25	1.30	4.1	109	114	4.4
1,2,3,7,8,9-HxCDD	9.920	1.00	1.22	1.21	1.4	112	111	1.7
1,2,3,4,6,7,8-HpCDF	120.000	1.00	2.49	2.47	0.8	130	125	3.8
1,2,3,4,7,8,9-HpCDF	10.100	1.00	1.17	1.18	1.3	107	108	1.2
1,2,3,4,6,7,8-HpCDD	424.000	1.00	5.64	6.08	7.6	143	178	21.8
OCDF	472.000	2.00	8.32	8.45	1.6	182	183	0.7
OCDD	4030.000	2.00	50.34	52.79	4.7	517	593	13.8

Definitions

MS = Matrix Spike
MSD = Matrix Spike Duplicate
Qm = Quantity Measured
Qs = Quantity Spiked
% Rec. = Percent Recovery
RPD = Relative Percent Difference
NA = Not Applicable
NC = Not Calculated

CDD = Chlorinated dibenzo-p-dioxin
CDF = Chlorinated dibenzo-p-furan
T = Tetra
Pe = Penta
Hx = Hexa
Hp = Hepta
O = Octa

DRAGON
Analytical Laboratory

RCRA CHAIN OF [illegible] STODY RECORD

2818 Madrona Beach Rd. NW, Olympia, WA 98502
Phone: (360) 866-0543 Fax: (360) 866-0556
Email: DragonLab@comcast.net

Pa[illegible] of ____

Samples Collected By: KR
Contact Number: 360 570 1700

Client: PTC
Address: 2162 Yelm Hwy SE Ste B
Olympia WA

Phone: 360 570 1700
Fax:
Email: bussey@wspioneer.com

Project Name: East Bay IA Stockpile
Project Location:
Project Number:

Project P.O.:
Contact Person: Troy Bussey
DAL Project No.:

Matrix Code:
WW = wastewater GW = groundwater S = soil or solid
SL = sludge V = vapor O = other

Sample Identification	Sample Matrix	Date Sampled	Time Sampled	Container Type	MtBE/BTEX (EPA 8021b)	Gasoline (NWTPH-Gx)	Diesel (NWTPH-Dx)	Diesel & Oil (NWTPH-Dx)	Fuel Scan (NWTPH-HCID)	VOC's (EPA 8021b)	Organochlorine Pesticides (EPA 8081)	PCB's (EPA 8082)	Volatiles (EPA 8260)	PAH's (EPA 8100 or 8270/8270SIM)	Semi-Volatiles (EPA 8270)	Ignitability (EPA 1010)	Oil and Grease (EPA 1664 HEM)	pH (EPA 9040/9045)	Specific Conductance (EPA 9050)	Paint Filter Test (EPA 9095)	Heavy Metals* (EPA 7000 Series)	Biogenic Gases (EPA 3C)	Natural Attenuation Indicators	Gross Alpha Radioactivity (EPA 900)	Gross Beta Radioactivity (EPA 900)
SP03-Zone2-061609	S	061609	1600	2402 3 [illegible]	X	X		X						X							X				

Relinquished by (Signature)	Date/Time	Received by (Signature)	Date/Time
Kara Kolat	6/16/09		
Relinquished by (Signature)	Date/Time	Received by (Signature)	Date/Time

Sample Disposal Instructions: ☐ DAL Disposal @ $2.50 per Container ☐ Return ☐ Pickup

Turn-Around-Time
☐ Same Day
☐ 24 Hour
☐ 48 Hour
☒ 5 Day
☐ 10 Day
☐ Other: ____

***Heavy Metals**: Please circle the desired analytes.

Ag Al (As) Ba Be (Cd) Cr Cr-VI Co Cu Fe Hg Li Mg Mn Mo Ni (Pb) Sb Se Tl V Zn - Total
Ag Al As Ba Be Cd Cr Cr-VI Co Cu Fe Hg Li Mg Mn Mo Ni Pb Sb Se Tl V Zn - Dissolved
Ag Al As Ba Be Cd Cr Cr-VI Co Cu Fe Hg Li Mg Mn Mo Ni Pb Sb Se Tl V Zn - TCLP

Pioneer Technologies Corporation
Project: East Bay IA Stockpile

DAL Number: 090616-08

ANALYTICAL RESULTS FOR THE ANALYSIS OF FUEL IN SOIL

Sample Identification	Date Analyzed	Percent Solids (%)	Diesel Fuel #2 NWTPH-Dx (mg/kg)	Heavy Oil NWTPH-Dx (mg/kg)	Surrogate Recovery 2-FBP (%)	Data Flags
Method Blank	6/19/2009	n/a	nd	nd	85.2	
SP03-Zone 2-061609	6/19/2009	90.2	nd	nd	73.2	
LCS	6/19/2009	n/a	109%	n/a	n/a	
090619-MS	6/19/2009	n/a	105%	n/a	n/a	
090619-MSD	6/19/2009	n/a	108%	n/a	n/a	
Method Reporting Limits			25	100		

WA-DOE-Laboratory Certification No.: C2013

"nd" indicates the analyte was not detected at or above the listed Method Reporting Limit.

"n/a" indicates not applicable

Sample results based on dry weight.

Comments and Explanations: None

Analyst: T. McCall

Data reviewed by:

Pioneer Technologies Corporation
Project: East Bay IA Stockpile

DAL Number: 090616-08

ANALYTICAL RESULTS FOR THE ANALYSIS OF GASOLINE RANGE ORGANICS IN SOIL

Sample Identification	Date Analyzed	Percent Solids (%)	Benzene EPA 8021B (mg/kg)	Toluene EPA 8021B (mg/kg)	Ethylbenzene EPA 8021B (mg/kg)	m&p-Xylene EPA 8021B (mg/kg)	o-Xylene EPA 8021B (mg/kg)	Gasoline NWTPH-Gx (mg/kg)	Surrogate Recovery BFB (%)	Data Flags
Method Blank	6/17/2009	n/a	nd	nd	nd	nd	nd	nd	85.9	
SP03-Zone 2-061609	6/17/2009	90.2	nd	nd	nd	nd	nd	nd	94.7	
LCS	6/17/2009	n/a	108%	122%	120%	98.9%	105%	94.9%	n/a	
090617-MS	6/17/2009	n/a	104%	101%	95.3%	105%	96.8%	108%	n/a	
Method Reporting Limits			0.05	0.10	0.10	0.10	0.10	5.0		

WA-DOE-Laboratory Certification No.: C2013

"nd" indicates the analyte was not detected at or above the listed Method Reporting Limit.

"n/a" indicates not applicable

Sample results based on dry weight.

Comments and Explanations: None

Analyst: T. McCall

Data reviewed by:

Pioneer Technologies Corporation
Project: East Bay IA Stockpile

DAL Number: 090616-08

ANALYTICAL RESULTS FOR THE ANALYSIS OF HEAVY METALS IN SOIL BY EPA METHOD 6020 A

Sample Identification	Date Analyzed	Percent Solids	Arsenic (As)	Cadmium (Cd)	Lead (Pb)
Chemical Abstract Number (CAS)			7440-38-2	7440-43-9	7439-92-1
Units		(%)	(mg/kg)	(mg/kg)	(mg/kg)
Method Blank	6/18/2009	n/a	nd	nd	nd
SP03-Zone 2-061609	6/18/2009	90.2	**2.42**	**0.40**	**12.5**
LCS	6/18/2009	n/a	105%	102%	104%
090616-MS	6/18/2009	n/a	MI	99.2%	MI
090616-MSD	6/18/2009	n/a	MI	97.9%	MI
Method Reporting Limits			0.25	0.25	0.25

WA-DOE-Laboratory Certification No.: C2013
"nd" indicates the analyte was not detected at or above the listed Method Reporting Limit.
"n/a" indicates not applicable
"MI" indicates Matrix Interference
Sample results based on dry weight.
Comments and Explanations: None

Analyst: T. McCall
Data reviewed by:

Pioneer Technologies Corporation
Project: East Bay IA Stockpile

DAL Number: 090616-08

ANALYTICAL RESULTS FOR THE ANALYSIS OF SEMI-VOLATILE COMPOUNDS IN SOIL BY EPA METHOD 8270

Sample Identification			Blank	SP03-Zone 2-061609	LCS	090618-MS	090618-MSD
Percent Solids (%)			n/a	90.2	n/a	n/a	n/a
Date Extracted	CAS	MRL	6/15/2009	6/15/2009	6/15/2009	6/15/2009	6/15/2009
Date Anlayzed	Number	(mg/kg)	6/18/2009	6/18/2009	6/18/2009	6/18/2009	6/18/2009
Benzo(a)anthracene	56-55-3	0.01	nd	**0.04**	96.7%	101%	102%
Benzo(a)pyrene	50-32-8	0.01	nd	nd	n/a	n/a	n/a
Benzo(b)fluoranthene	205-99-2	0.01	nd	nd	n/a	n/a	n/a
Benzo(k)fluoranthene	207-08-9	0.01	nd	nd	n/a	n/a	n/a
Chrysene	218-01-9	0.01	nd	**0.04**	102%	103%	104%
Dibenzo(a,h)anthracene	53-70-3	0.01	nd	nd	n/a	n/a	n/a
Ideno(1,2,3-cd)pyrene	193-39-5	0.01	nd	**0.25**	73.3%	72.0%	75.9%
1-Methylnaphthalene	90-12-0	0.01	nd	**0.04**	n/a	n/a	n/a
2-Methylnaphthalene	91-57-6	0.01	nd	**0.03**	n/a	n/a	n/a
Naphthalene	91-20-3	0.01	nd	**0.08**	n/a	n/a	n/a
Surrogate Recovery (%)							
2-Fluorophenol			96.8	102	120	102	102
Phenol-d6			107	112	123	124	93.7
Nitrobenzene-d5			85.5	93.8	92.1	109	109
2-Fluorobiphenol			103	94.9	73.7	85.5	86.1
2,4,6-Tribromophenol			111	127	122	71.2	130
Terphenyl-d14			118	97.8	94.5	110	111
Data Flags							

WA-DOE-Laboratory Certification No.: C2013
"nd" indicates the analyte was not detected at or above the listed Method Reporting Limit.
"n/a" indicates not applicable
Sample results based on dry weight.
Comments and Explanations: None

Analyst: T. McCall
Data reviewed by:

PACE Analytical

1097502

Anatek Labs, Inc.

Chain of Custody Record

1282 Alturas Drive, Moscow ID 83843 (208) 883-2839 FAX 882-9246
504 E Sprague Ste D, Spokane WA 99202 (509) 838-3999 FAX 838-4433

Anatek Log-In #

Company Name: PTC	Project Manager: Troy Bussey
Address: 2612 Yelm Hwy SE Ste B	Project Name & #: East Bay IA Stockpile
City: Olympia State: WA Zip: 98501	Email Address: Busseyt@uspioneer.com
Phone: 360 570-1700	Purchase Order #: Credit Card
Fax:	Sampler Name & phone: KR 360-570-1700

Turn Around Time & Reporting

Please refer to our normal turn around times at: http://www.anateklabs.com/services/guidelines/reporting.asp

__Normal
__Next Day*
__2nd Day*
X Other* 5 day TAT

*All rush order requests must be prior approved.

__Phone
__Mail
__Fax
X Email

Provide Sample Description / **List Analyses Requested**

Lab ID	Sample Identification	Sampling Date/Time	Matrix	# of Containers	Sample Volume	Dioxin/Furans 8290 (Preservative: NA)
001	SP03-Zone 2-061609	061609/1600	Soil	1	4oz	X

Note Special Instructions/Comments

See RI expectations
Sent previously

Inspection Checklist

Received Intact?	Y	N
Labels & Chains Agree?	Y	N
Containers Sealed?	Y	N
VOC Head Space?	Y	N

Temperature (°C): 7.7
Preservative:
Date & Time:
Inspected By:

	Printed Name	Signature	Company	Date	Time
Relinquished by	Kara Roberts	Kara Roberts	PTC	6/17/09	8:00
Received by	J Richardson Pace Mn		Pace Mn	6/18/09	09:30
Relinquished by					
Received by					
Relinquished by					
Received by					

Report No.....1097502_8290
Page 4 of 9

Pace Analytical™

www.pacelabs.com

Pace Analytical Services, Inc.
1700 Elm Street
Minneapolis, MN 55414
Phone: 612.607.1700
Fax: 612.607.6444

Report Prepared for:

Troy Bussey
Pioneer Technologies Corporation
2612 Yelm Highway S.E.
Suite B
Olympia WA 98501-4826

REPORT OF LABORATORY ANALYSIS FOR PCDD/PCDF

Report Information:

Pace Project #: 1097502
Sample Receipt Date: 06/18/2009
Client Project #: East Bay IA Stockpile
Client Sub PO #: N/A
State Cert #: C218

Invoicing & Reporting Options:

The report provided has been invoiced as a Level 2 PCDD/PCDF Report. If an upgrade of this report package is requested, an additional charge may be applied.

Please review the attached invoice for accuracy and forward any questions to Scott Unze, your Pace Project Manager.

This report has been reviewed and prepared by:

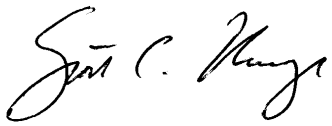

Scott Unze, Project Manager
(612) 607-6383
(612) 607-6444 (fax)
scott.unze@pacelabs.com

ACCREDITED IN ACCORDANCE WITH nelac

Report of Laboratory Analysis

This report should not be reproduced, except in full, without the written consent of Pace Analytical Services, Inc.

The results relate only to the samples included in this report.

Report Prepared Date:
June 23, 2009

Pace Analytical Services, Inc.
1700 Elm Street
Minneapolis, MN 55414
Phone: 612.607.1700
Fax: 612.607.6444

DISCUSSION

This report presents the results from the analyses performed on one sample submitted by a representative of Pioneer Technologies Corporation. The sample was analyzed for the presence or absence of polychlorodibenzo-p-dioxins (PCDDs) and polychlorodibenzofurans (PCDFs) using a modified version of USEPA Method 8290. Reporting limits were based on signal-to-noise calculations. The sample was received outside of the recommended temperature range of 0-6 degrees Celsius.

The recoveries of the isotopically-labeled PCDD/PCDF internal standards in the sample extract ranged from 56-95%. All of the labeled standard recoveries obtained for this project were within the 40-135% target range specified in Method 8290. Also, since the quantification of the native 2,3,7,8-substituted congeners was based on isotope dilution, the data were automatically corrected for variation in recovery and accurate values were obtained.

In some cases, interfering substances impacted the determinations of PCDD or PCDF congeners. The affected values were flagged "I" where incorrect isotope ratios were obtained.

A laboratory method blank was prepared and analyzed with the sample batch as part of our routine quality control procedures. The results show the blank to contain trace levels of selected congeners. These were below the calibration range of the method. The levels reported for the affected congeners in the field sample were higher than the corresponding blank levels by two or more orders of magnitude. These results indicate that the sample processing steps did not contribute significantly to the levels reported for the field sample.

A laboratory spike sample was also prepared with the sample batch using clean sand that had been fortified with native standard materials. The results show that the spiked native compounds were recovered at 85-104%. These results indicate a high degree of accuracy for these determinations. Matrix spikes were prepared with the sample batch using sample material from a separate project; results from these analyses will be provided upon request.

This report shall not be reproduced, except in full,
without the written consent of Pace Analytical Services, Inc.

Appendix A

Sample Management

Sample Condition Upon Receipt

Pace Analytical

Client Name: Pace Washington Project # 1097502

Courier: ☒ Fed Ex ☐ UPS ☐ USPS ☐ Client ☐ Commercial ☐ Pace Other _____

Tracking #: 8694 3419 3368

Optional: Proj. Due Date: Proj. Name:

Custody Seal on Cooler/Box Present: ☒ yes ☐ no Seals intact: ☐ yes ☐ no

Packing Material: ☒ Bubble Wrap ☐ Bubble Bags ☐ None ☐ Other _____ Temp Blank: Yes X No _____

Thermometer Used: (80344042) 179425 Type of Ice: (Wet) Blue None ☐ Samples on Ice, cooling process has begun

Cooler Temperature: 7.7 Biological Tissue is Frozen: Yes No

Temp should be above freezing to 6°C

Date and Initials of person examining contents: JR 6-18-09

		Comments:
Chain of Custody Present:	☒Yes ☐No ☐N/A	1.
Chain of Custody Filled Out:	☒Yes ☐No ☐N/A	2.
Chain of Custody Relinquished:	☒Yes ☐No ☐N/A	3.
Sampler Name & Signature on COC:	☐Yes ☒No ☐N/A	4.
Samples Arrived within Hold Time:	☒Yes ☐No ☐N/A	5.
Short Hold Time Analysis (<72hr):	☐Yes ☒No ☐N/A	6.
Rush Turn Around Time Requested:	☒Yes ☐No ☐N/A	7. 5 day
Sufficient Volume:	☒Yes ☐No ☐N/A	8.
Correct Containers Used:	☒Yes ☐No ☐N/A	9.
-Pace Containers Used:	☐Yes ☒No ☐N/A	
Containers Intact:	☒Yes ☐No ☐N/A	10.
Filtered volume received for Dissolved tests	☐Yes ☐No ☒N/A	11.
Sample Labels match COC:	☒Yes ☐No ☐N/A	12.
-Includes date/time/ID/Analysis Matrix: SL		
All containers needing acid/base preservation have been checked. Noncompliance are noted in 13.	☐Yes ☐No ☒N/A	13. Ice is melted
All containers needing preservation are found to be in compliance with EPA recommendation.	☐Yes ☐No ☒N/A	
Exceptions: VOA,Coliform, TOC, Oil and Grease, WI-DRO (water)	☐Yes ☒No	Initial when completed / Lot # of added preservative
Samples checked for dechlorination:	☐Yes ☐No ☒N/A	14.
Headspace in VOA Vials (>6mm):	☐Yes ☒No ☒N/A	15.
Trip Blank Present:	☐Yes ☐No ☒N/A	16.
Trip Blank Custody Seals Present	☐Yes ☐No ☒N/A	
Pace Trip Blank Lot # (if purchased):		

Client Notification/ Resolution:

Person Contacted: Troy B. Date/Time: 06/18/09 Field Data Required? Y / N

Comments/ Resolution:

Waived temp req.

Project Manager Review: _____ **Date:** _____

Note: Whenever there is a discrepancy affecting North Carolina compliance samples, a copy of this form will be sent to the North Carolina DEHNR Certification Office (i.e out of hold, incorrect preservative, out of temp, incorrect containers)

REVIEWED 6/18/09

Appendix B

Sample Analysis Summary

Pace Analytical Services, Inc.
1700 Elm Street - Suite 200
Minneapolis, MN 55414

Tel: 612-607-1700
Fax: 612- 607-6444

Method 8290 Sample Analysis Results

Client - Pioneer Technologies Corporation

Client's Sample ID	SP03-ZONE2-061609		
Lab Sample ID	1097502001		
Filename	F90622B_13		
Injected By	AE		
Total Amount Extracted	10.3 g	Matrix	Soil
% Moisture	10.0	Dilution	NA
Dry Weight Extracted	9.23 g	Collected	06/16/2009
ICAL ID	F90501	Received	06/18/2009
CCal Filename(s)	F90622A_16 & F90622B_15	Extracted	06/18/2009
Method Blank ID	BLANK-20301	Analyzed	06/23/2009 08:37

Native Isomers	Conc ng/Kg	EMPC ng/Kg	RL ng/Kg		Internal Standards	ng's Added	Percent Recovery
2,3,7,8-TCDF	1.6	-----	0.16		2,3,7,8-TCDF-13C	2.00	83
Total TCDF	32.0	-----	0.16		2,3,7,8-TCDD-13C	2.00	85
					1,2,3,7,8-PeCDF-13C	2.00	82
2,3,7,8-TCDD	-----	0.60	0.18	I	2,3,4,7,8-PeCDF-13C	2.00	88
Total TCDD	30.0	-----	0.18		1,2,3,7,8-PeCDD-13C	2.00	95
					1,2,3,4,7,8-HxCDF-13C	2.00	90
1,2,3,7,8-PeCDF	-----	1.70	0.29	I	1,2,3,6,7,8-HxCDF-13C	2.00	73
2,3,4,7,8-PeCDF	6.0	-----	0.14		2,3,4,6,7,8-HxCDF-13C	2.00	79
Total PeCDF	50.0	-----	0.21		1,2,3,7,8,9-HxCDF-13C	2.00	81
					1,2,3,4,7,8-HxCDD-13C	2.00	88
1,2,3,7,8-PeCDD	2.4	-----	0.38	J	1,2,3,6,7,8-HxCDD-13C	2.00	74
Total PeCDD	42.0	-----	0.38		1,2,3,4,6,7,8-HpCDF-13C	2.00	72
					1,2,3,4,7,8,9-HpCDF-13C	2.00	67
1,2,3,4,7,8-HxCDF	12.0	-----	0.44		1,2,3,4,6,7,8-HpCDD-13C	2.00	70
1,2,3,6,7,8-HxCDF	4.5	-----	0.19	J	OCDD-13C	4.00	56
2,3,4,6,7,8-HxCDF	6.2	-----	0.27				
1,2,3,7,8,9-HxCDF	2.6	-----	0.29	J	1,2,3,4-TCDD-13C	2.00	NA
Total HxCDF	66.0	-----	0.30		1,2,3,7,8,9-HxCDD-13C	2.00	NA
1,2,3,4,7,8-HxCDD	2.1	-----	0.30	J	2,3,7,8-TCDD-37Cl4	0.20	84
1,2,3,6,7,8-HxCDD	10.0	-----	0.46				
1,2,3,7,8,9-HxCDD	5.2	-----	0.47	J			
Total HxCDD	150.0	-----	0.41				
1,2,3,4,6,7,8-HpCDF	65.0	-----	0.82		Total 2,3,7,8-TCDD		
1,2,3,4,7,8,9-HpCDF	5.2	-----	0.53	J	Equivalence: 13 ng/Kg		
Total HpCDF	160.0	-----	0.68		(Using 2005 WHO Factors - Using PRL/2 where ND)		
1,2,3,4,6,7,8-HpCDD	270.0	-----	0.94				
Total HpCDD	570.0	-----	0.94				
OCDF	280.0	-----	0.34				
OCDD	3500.0	-----	0.39				

Conc = Concentration (Totals include 2,3,7,8-substituted isomers).
EMPC = Estimated Maximum Possible Concentration
RL = Reporting Limit.

ND = Not Detected
NA = Not Applicable
NC = Not Calculated

Results reported on a dry weight basis and are valid to no more than 2 significant figures.
J = Value below calibration range
I = Interference present

REPORT OF LABORATORY ANALYSIS

This report shall not be reproduced, except in full,
without the written consent of Pace Analytical Services, Inc.

Pace Analytical Services, Inc.
1700 Elm Street - Suite 200
Minneapolis, MN 55414

Tel: 612-607-1700
Fax: 612- 607-6444

Method 8290 Blank Analysis Results

Lab Sample ID	BLANK-20301	Matrix	Solid
Filename	F90622A_09	Dilution	NA
Total Amount Extracted	10.3 g	Extracted	06/18/2009
ICAL ID	F90501	Analyzed	06/22/2009 16:38
CCal Filename(s)	F90622A_02 & F90622A_16	Injected By	AE

Native Isomers	Conc ng/Kg	EMPC ng/Kg	RL ng/Kg		Internal Standards	ng's Added	Percent Recovery
2,3,7,8-TCDF	-----	0.14	0.087	I	2,3,7,8-TCDF-13C	2.00	81
Total TCDF	ND	-----	0.087		2,3,7,8-TCDD-13C	2.00	85
					1,2,3,7,8-PeCDF-13C	2.00	87
2,3,7,8-TCDD	ND	-----	0.140		2,3,4,7,8-PeCDF-13C	2.00	94
Total TCDD	ND	-----	0.140		1,2,3,7,8-PeCDD-13C	2.00	101
					1,2,3,4,7,8-HxCDF-13C	2.00	88
1,2,3,7,8-PeCDF	ND	-----	0.088		1,2,3,6,7,8-HxCDF-13C	2.00	76
2,3,4,7,8-PeCDF	ND	-----	0.049		2,3,4,6,7,8-HxCDF-13C	2.00	84
Total PeCDF	ND	-----	0.068		1,2,3,7,8,9-HxCDF-13C	2.00	90
					1,2,3,4,7,8-HxCDD-13C	2.00	89
1,2,3,7,8-PeCDD	ND	-----	0.084		1,2,3,6,7,8-HxCDD-13C	2.00	85
Total PeCDD	ND	-----	0.084		1,2,3,4,6,7,8-HpCDF-13C	2.00	83
					1,2,3,4,7,8,9-HpCDF-13C	2.00	90
1,2,3,4,7,8-HxCDF	ND	-----	0.079		1,2,3,4,6,7,8-HpCDD-13C	2.00	85
1,2,3,6,7,8-HxCDF	ND	-----	0.049		OCDD-13C	4.00	84
2,3,4,6,7,8-HxCDF	ND	-----	0.062				
1,2,3,7,8,9-HxCDF	ND	-----	0.080		1,2,3,4-TCDD-13C	2.00	NA
Total HxCDF	ND	-----	0.067		1,2,3,7,8,9-HxCDD-13C	2.00	NA
1,2,3,4,7,8-HxCDD	ND	-----	0.091		2,3,7,8-TCDD-37Cl4	0.20	84
1,2,3,6,7,8-HxCDD	ND	-----	0.110				
1,2,3,7,8,9-HxCDD	ND	-----	0.091				
Total HxCDD	0.30	-----	0.096	J			
1,2,3,4,6,7,8-HpCDF	ND	-----	0.110		Total 2,3,7,8-TCDD		
1,2,3,4,7,8,9-HpCDF	ND	-----	0.110		Equivalence: 0.16 ng/Kg		
Total HpCDF	ND	-----	0.110		(Using 2005 WHO Factors - Using PRL/2 where ND)		
1,2,3,4,6,7,8-HpCDD	0.41	-----	0.110	J			
Total HpCDD	0.99	-----	0.110	J			
OCDF	ND	-----	0.130				
OCDD	4.40	-----	0.160	J			

Conc = Concentration (Totals include 2,3,7,8-substituted isomers).
EMPC = Estimated Maximum Possible Concentration
RL = Reporting Limit

Results reported on a dry weight basis and are valid to no more than 2 significant figures.
J = Value below calibration range
I = Interference present

REPORT OF LABORATORY ANALYSIS

This report shall not be reproduced, except in full,
without the written consent of Pace Analytical Services, Inc.

Pace Analytical Services, Inc.
1700 Elm Street - Suite 200
Minneapolis, MN 55414

Tel: 612-607-1700
Fax: 612- 607-6444

Method 8290 Laboratory Control Spike Results

Lab Sample ID	LCS-20302		
Filename	F90622A_04	Matrix	Solid
Total Amount Extracted	10.1 g	Dilution	NA
ICAL ID	F90501	Extracted	06/18/2009
CCal Filename(s)	F90622A_02 & F90622A_16	Analyzed	06/22/2009 12:41
Method Blank ID	BLANK-20301	Injected By	AE

Native Isomers	**Qs** (ng)	**Qm** (ng)	% Rec.	**Internal Standards**	**ng's Added**	**Percent Recovery**
2,3,7,8-TCDF	0.20	0.19	93	2,3,7,8-TCDF-13C	2.00	81
Total TCDF				2,3,7,8-TCDD-13C	2.00	85
				1,2,3,7,8-PeCDF-13C	2.00	83
2,3,7,8-TCDD	0.20	0.18	89	2,3,4,7,8-PeCDF-13C	2.00	90
Total TCDD				1,2,3,7,8-PeCDD-13C	2.00	99
				1,2,3,4,7,8-HxCDF-13C	2.00	88
1,2,3,7,8-PeCDF	1.00	0.93	93	1,2,3,6,7,8-HxCDF-13C	2.00	75
2,3,4,7,8-PeCDF	1.00	0.88	88	2,3,4,6,7,8-HxCDF-13C	2.00	82
Total PeCDF				1,2,3,7,8,9-HxCDF-13C	2.00	87
				1,2,3,4,7,8-HxCDD-13C	2.00	90
1,2,3,7,8-PeCDD	1.00	0.85	85	1,2,3,6,7,8-HxCDD-13C	2.00	83
Total PeCDD				1,2,3,4,6,7,8-HpCDF-13C	2.00	85
				1,2,3,4,7,8,9-HpCDF-13C	2.00	91
1,2,3,4,7,8-HxCDF	1.00	0.87	87	1,2,3,4,6,7,8-HpCDD-13C	2.00	91
1,2,3,6,7,8-HxCDF	1.00	0.93	93	OCDD-13C	4.00	85
2,3,4,6,7,8-HxCDF	1.00	0.92	92			
1,2,3,7,8,9-HxCDF	1.00	0.90	90	1,2,3,4-TCDD-13C	2.00	NA
Total HxCDF				1,2,3,7,8,9-HxCDD-13C	2.00	NA
1,2,3,4,7,8-HxCDD	1.00	0.90	90	2,3,7,8-TCDD-37Cl4	0.20	84
1,2,3,6,7,8-HxCDD	1.00	0.91	91			
1,2,3,7,8,9-HxCDD	1.00	0.91	91			
Total HxCDD						
1,2,3,4,6,7,8-HpCDF	1.00	0.96	96			
1,2,3,4,7,8,9-HpCDF	1.00	0.94	94			
Total HpCDF						
1,2,3,4,6,7,8-HpCDD	1.00	0.91	91			
Total HpCDD						
OCDF	2.00	2.08	104			
OCDD	2.00	1.93	96			

Qs = Quantity Spiked
Qm = Quantity Measured
Rec. = Recovery (Expressed as Percent)
P = Recovery outside of target range
X = Background subtracted value
Y = RF averaging used in calculations
Nn = Value obtained from additional analysis
NA = Not Applicable
* = See Discussion

REPORT OF LABORATORY ANALYSIS

This report shall not be reproduced, except in full,
without the written consent of Pace Analytical Services, Inc.

DRAGON
Analytical Laboratory

RCRA CHAIN OF CUSTODY RECORD

2818 Madrona Beach Rd. NW, Olympia, WA 98502
Phone: (360) 866-0543 Fax: (360) 866-0556
Email: DragonLab@comcast.net

Page ___ of ___

Samples Collected By: KR
Contact Number: 360-570-1700

Client: PTC Phone: 360-570-1700 Project Name: East Bay IA Stockpile Project P.O.: ___

Address: 26124 elm Hwy SE, Ste B Fax: ___ Project Location: ___ Contact Person: Troy Bussey
Olympia, WA 98501 Email: bussey@uspioneer.com Project Number: ___ DAL Project No.: 090623-03
grimstedb@uspioneer.com

Matrix Code:
WW = wastewater GW = groundwater S = soil or solid
SL = sludge V = vapor O = other

Sample Identification	Sample Matrix	Date Sampled	Time Sampled	Container Type	~~MTBE~~/BTEX (EPA 8021b)	Gasoline (NWTPH-Gx)	Diesel (NWTPH-Dx)	Diesel & Oil (NWTPH-Dx)	Fuel Scan (NWTPH-HCID)	VOC's (EPA 8021b)	Organochlorine Pesticides (EPA 8081)	PCB's (EPA 8082)	Volatiles (EPA 8260)	PAH's (EPA 8100 or 8270/8270SIM)	Semi-Volatiles (EPA 8270)	Ignitability (EPA 1010)	Oil and Grease (EPA 1664 HEM)	pH (EPA 9040/9045)	Specific Conductance (EPA 9050)	Paint Filter Test (EPA 9095)	Heavy Metals* (EPA 7000 Series)	Biogenic Gases (EPA 3C)	Natural Attenuation Indicators	Gross Alpha Radioactivity (EPA 900)	Gross Beta Radioactivity (EPA 900)	TCLP Lead
SP04_Zone4_062309	S	6/23/09	1540	2 4oz 3Encore	X	X		X						X							X					X
SP05_Zone4_062309	S	6/23/09	1600	2 4oz 3Encore	X	X		X						X							X					X
SP06_Zone2_062309	S	6/23/09	1615	2 4oz 3Encore	X	X		X						X							X					

Relinquished by (Signature) Date/Time Received by (Signature) Date/Time
Kara Roberts 6/23/09 Mista Rascoff 6/23/09 1710
Relinquished by (Signature) Date/Time Received by (Signature) Date/Time

Sample Disposal Instructions: ☐ DAL Disposal @ $2.50 per Container ☐ Return ☐ Pickup

Turn-Around-Time
☐ Same Day
☐ 24 Hour
☐ 48 Hour
☒ 5 Day Email
☐ 10 Day
☐ Other: ___

***Heavy Metals**: Please circle the desired analytes.

Ag Al (As) Ba Be (Cd) Cr Cr-VI Co Cu Fe Hg Li Mg Mn Mo Ni (Pb) Sb Se Tl V Zn - Total
Ag Al As Ba Be Cd Cr Cr-VI Co Cu Fe Hg Li Mg Mn Mo Ni Pb Sb Se Tl V Zn - Dissolved
Ag Al As Ba Be Cd Cr Cr-VI Co Cu Fe Hg Li Mg Mn Mo Ni Pb Sb Se Tl V Zn - TCLP

DRAGON ANALYTICAL LABORATORY

2818 Madrona Beach Rd NW, Olympia WA 98502
(360) 866-0543

Hazardous Waste, Microbiology, NPDES, Potable and Non-potable Water
Mobile Environmental Laboratory

Pioneer Technologies Corporation
Project: East Bay IA Stockpile

DAL Number: 090623-03

ANALYTICAL RESULTS FOR THE ANALYSIS OF FUEL IN SOIL

Sample Identification	Date Analyzed	Percent Solids (%)	Diesel Fuel #2 NWTPH-Dx (mg/kg)	Heavy Oil NWTPH-Dx (mg/kg)	Surrogate Recovery 2-FBP (%)	Data Flags
Method Blank	6/29/2009	n/a	nd	nd	94.4	
SP04-ZONE4-062309	6/29/2009	94.2	nd	nd	72.7	
SP05-ZONE4-062309	6/29/2009	79.0	nd	nd	102	
SP06-ZONE2-062309	6/29/2009	78.0	nd	nd	99.2	
LCS	6/29/2009	n/a	129%	n/a	n/a	
090629-MS	6/29/2009	n/a	134%	n/a	n/a	
090629-MSD	6/29/2009	n/a	111%	n/a	n/a	
SP04-ZONE4-062309 Dup.	6/29/2009	94.2	nd	nd	76.2	
Method Reporting Limits			25	100		

WA-DOE-Laboratory Certification No.: C2013

"nd" indicates the analyte was not detected at or above the listed Method Reporting Limit.

"n/a" indicates not applicable

Sample results based on dry weight.

Comments and Explanations: None

Analyst: T. McCall

Data reviewed by: R Lewis

DRAGON ANALYTICAL LABORATORY

2818 Madrona Beach Rd NW, Olympia WA 98502
(360) 866-0543

Hazardous Waste, Microbiology, NPDES, Potable and Non-potable Water
Mobile Environmental Laboratory

Pioneer Technologies Corporation
Project: East Bay IA Stockpile

DAL Number: 090623-03

ANALYTICAL RESULTS FOR THE ANALYSIS OF GASOLINE RANGE ORGANICS IN SOIL

Sample Identification	Date Analyzed	Percent Solids (%)	Benzene EPA 8021B (mg/kg)	Toluene EPA 8021B (mg/kg)	Ethylbenzene EPA 8021B (mg/kg)	m&p-Xylene EPA 8021B (mg/kg)	o-Xylene EPA 8021B (mg/kg)	Gasoline NWTPH-Gx (mg/kg)	Surrogate Recovery BFB (%)	Data Flags
Method Blank	6/29/2009	n/a	nd	nd	nd	nd	nd	nd	109	
SP04-ZONE4-062309	6/29/2009	94.2	nd	nd	nd	nd	nd	nd	116	
SP05-ZONE4-062309	6/29/2009	79.0	nd	nd	nd	nd	nd	nd	110	
SP06-ZONE2-062309	6/29/2009	78.0	nd	nd	nd	nd	nd	nd	98.2	
LCS	6/29/2009	n/a	99%	111%	109%	96.2%	97%	105.0%	n/a	
090629-MS	6/29/2009	n/a	103%	109%	106.0%	98.9%	95.0%	99%	n/a	
SP04-ZONE4-062309 Dup.	6/29/2009	94.2	nd	nd	nd	nd	nd	nd	125%	
Method Reporting Limits			0.05	0.10	0.10	0.10	0.10	5.0		

WA-DOE-Laboratory Certification No.: C2013

"nd" indicates the analyte was not detected at or above the listed Method Reporting Limit.

"n/a" indicates not applicable

Sample results based on dry weight.

Comments and Explanations: None

Analyst: T. McCall

Data reviewed by: R Lewis

DRAGON ANALYTICAL LABORATORY

2818 Madrona Beach Rd NW, Olympia WA 98502
(360) 866-0543

Hazardous Waste, Microbiology, NPDES, Potable and Non-potable Water
Mobile Environmental Laboratory

Pioneer Technologies Corporation
Project: East Bay IA Stockpile

DAL Number: 090623-03

ANALYTICAL RESULTS FOR THE ANALYSIS OF HEAVY METALS IN SOIL BY EPA METHOD 6020 A

Sample Identification	Date Analyzed	Percent Solids	Arsenic (As)	Cadmium (Cd)	Lead (Pb)
Chemical Abstract Number (CAS)			7440-38-2	7440-43-9	7439-92-1
Units		(%)	(mg/kg)	(mg/kg)	(mg/kg)
Method Blank	6/26/2009	n/a	nd	nd	nd
SP04-ZONE4-062309	6/26/2009	94.2	nd	nd	**0.22**
SP05-ZONE4-062309	6/26/2009	79.0	**0.26**	**0.34**	**4.52**
SP06-ZONE2-062309	6/26/2009	78.0	nd	nd	**0.66**
LCS	6/26/2009	n/a	96.3%	98.8%	94.5%
090626-MS	6/26/2009	n/a	132%	103%	MI
090626-MSD	6/26/2009	n/a	MI	100%	MI
SP06-ZONE2-062309 Dup.	6/26/2009	78.0	nd	nd	0.55
Method Reporting Limits			0.25	0.25	0.25

WA-DOE-Laboratory Certification No.: C2013

"nd" indicates the analyte was not detected at or above the listed Method Reporting Limit.

"n/a" indicates not applicable

"MI" indicates Matrix Interference

Sample results based on dry weight.

Comments and Explanations: None

Analyst: T. McCall

Data reviewed by: R Lewis

DRAGON ANALYTICAL LABORATORY

2818 Madrona Beach Rd NW, Olympia WA 98502
(360) 866-0543

Hazardous Waste, Microbiology, NPDES, Potable and Non-potable Water
Mobile Environmental Laboratory

Pioneer Technologies Corporation
Project: East Bay IA Stockpile

DAL Number: 090623-03

ANALYTICAL RESULTS FOR THE ANALYSIS OF SEMI-VOLATILE COMPOUNDS IN SOIL BY EPA METHOD 8270

Sample Identification			Blank	SP04-ZONE4-062309	SP05-ZONE4-062309	SP06-ZONE2-062309	LCS	090627-MS	090627-MSD	SP04-ZONE4-062309 Dup.
Percent Solids (%)			n/a	94.2	79.0	78.0	n/a	n/a	n/a	94.2
Date Extracted	CAS	MRL	6/15/2009	6/26/2009	6/26/2009	6/26/2009	6/26/2009	6/26/2009	6/26/2009	6/26/2009
Date Anlayzed	Number	(mg/kg)	6/18/2009	6/27/2009	6/27/2009	6/27/2009	6/27/2009	6/27/2009	6/27/2009	6/27/2009
Benzo(a)anthracene	56-55-3	0.01	nd	**0.02**	**0.06**	**0.04**	102%	100%	101%	**0.02**
Benzo(a)pyrene	50-32-8	0.01	nd	**0.12**	**0.16**	**0.13**	n/a	n/a	n/a	**0.11**
Benzo(b)fluoranthene	205-99-2	0.01	nd	**nd**	nd	nd	n/a	n/a	n/a	nd
Benzo(k)fluoranthene	207-08-9	0.01	nd	**0.01**	**0.04**	**0.01**	n/a	n/a	n/a	nd
Chrysene	218-01-9	0.01	nd	**0.01**	**0.07**	**0.01**	106%	104%	105%	nd
Dibenzo(a,h)anthracene	53-70-3	0.01	nd	**0.11**	**0.15**	**0.12**	n/a	n/a	n/a	**0.09**
Ideno(1,2,3-cd)pyrene	193-39-5	0.01	nd	nd	**0.29**	**0.27**	105.0%	102.0%	105.0%	nd
1-Methylnaphthalene	90-12-0	0.01	nd	nd	**0.01**	nd	n/a	n/a	n/a	nd
2-Methylnaphthalene	91-57-6	0.01	nd	nd	**0.01**	nd	n/a	n/a	n/a	nd
Naphthalene	91-20-3	0.01	nd	nd	**0.01**	nd	n/a	n/a	n/a	nd
Surrogate Recovery (%)										
2-Fluorophenol			109	118	115	124	112	117	118	118
Phenol-d6			128	105	104	112	103	107	107	105
Nitrobenzene-d5			88.1	79.7	78.3	81.8	89.5	89.7	90.5	80.9
2-Fluorobiphenol			118	110	107	112	106	107	108	109
2,4,6-Tribromophenol			61.0	56.1	61.5	60.2	58.3	60.5	60.6	56.6
Terphenyl-d14			118	106	112	127	98.4	129	99.7	122
Data Flags										

WA-DOE-Laboratory Certification No.: C2013
"nd" indicates the analyte was not detected at or above the listed Method Reporting Limit.
"n/a" indicates not applicable
Sample results based on dry weight.
Comments and Explanations: None

Analyst: T. McCall
Data reviewed by: R Lewis

DRAGON ANALYTICAL LABORATORY

2818 Madrona Beach Rd NW, Olympia WA 98502
(360) 866-0543

Hazardous Waste, Microbiology, NPDES, Potable and Non-potable Water
Mobile Environmental Laboratory

Pioneer Technologies Corporation
Project: East Bay IA Stockpile

DAL Number: 090623-03

ANALYTICAL RESULTS FOR THE ANALYSIS OF TCLP HEAVY METALS IN SOIL BY EPA METHOD 1311 AND EPA METHOD 6020 A

Sample Identification	Date Analyzed	Lead (Pb)
Chemical Abstract Number (CAS)		7439-92-1
Units		(mg/L)
Method Blank	6/26/2009	nd
SP04-ZONE4-062309	6/26/2009	**nd**
SP05-ZONE4-062309	6/26/2009	**nd**
LCS	6/26/2009	96.1%
090626-MS	6/26/2009	108%
090626-MSD	6/26/2009	80.3%
SP04-ZONE4-062309 Dup.	6/26/2009	nd
Method Reporting Limits		0.25

WA-DOE-Laboratory Certification No.: C2013

"nd" indicates the analyte was not detected at or above the listed Method Reporting Limit.
"n/a" indicates not applicable
"MI" indicates Matrix Interference
Sample results based on dry weight.
Comments and Explanations: None

Analyst: T. McCall
Data reviewed by: R Lewis

RUSH! Pace Analytical www.pacelabs.com

CHAIN-OF-CUSTODY / Analytical Request Document

The Chain-of-Custody is a LEGAL DOCUMENT. All relevant fields must be completed accurately.

*5 day turn around time, by Email

See RI Expectations Sent Previously

1097953

Page: of

1304768

Section A Required Client Information:

Company: PTC

Address: 2612 Yelm Hwy SE Ste B Olympia WA 98501

Email To: pussayt@uspioneer.com

Phone: Fax:

Requested Due Date/TAT: 5TAT

Grimstedb@uspioneer.com

Section B Required Project Information:

Report To:

Copy To:

Purchase Order No.: Credit Card

Project Name: East Bay IA Stockpiles

Project Number:

Section C Invoice Information:

Attention:

Company Name:

Address:

Pace Quote Reference:

Pace Project Manager:

Pace Profile #:

REGULATORY AGENCY

☐ NPDES ☐ GROUND WATER ☐ DRINKING WATER

☐ UST ☐ RCRA ☐ OTHER

Site Location STATE: WA

Section D Required Client Information

Matrix Codes MATRIX / CODE: Drinking Water DW; Water WT; Waste Water WW; Product P; Soil/Solid SL; Oil OL; Wipe WP; Air AR; Tissue TS; Other OT

SAMPLE ID (A-Z, 0-9 / ,-) Sample IDs MUST BE UNIQUE

Requested Analysis Filtered (Y/N)

ITEM #	SAMPLE ID	MATRIX CODE (see valid codes to left)	SAMPLE TYPE (G=GRAB C=COMP)	COLLECTED COMPOSITE START DATE	COMPOSITE START TIME	COMPOSITE END/GRAB DATE	COMPOSITE END/GRAB TIME	SAMPLE TEMP AT COLLECTION	# OF CONTAINERS	Unpreserved	H_2SO_4	HNO_3	HCl	NaOH	$Na_2S_2O_3$	Methanol	Other	Analysis Test (Y/N)	Dioxin/Furans 8290	Residual Chlorine (Y/N)	Pace Project No./ Lab I.D.
1	SP04-Zone 4-062309	SL	G			6/23/09	1540		1										X		001
2	SP05-Zone 4-062309	SL	G			6/23/09	1600		1										X		002
3	SP06-Zone 2-062309	SL	G			6/23/09	1615		1										X		003
4																					
5																					
6																					
7																					
8																					
9																					
10																					
11																					
12																					

ADDITIONAL COMMENTS	RELINQUISHED BY / AFFILIATION	DATE	TIME	ACCEPTED BY / AFFILIATION	DATE	TIME	SAMPLE CONDITIONS: Temp in °C	Received on Ice (Y/N)	Custody Sealed Cooler (Y/N)	Samples Intact (Y/N)
5day TAT, by Email	Kara Roberts/PTC	6/23/09		PACE	6/25/09	0920	5.0	Y	Y	Y

ORIGINAL

SAMPLER NAME AND SIGNATURE

PRINT Name of SAMPLER: Kara Roberts

SIGNATURE of SAMPLER: Kara Roberts

DATE Signed (MM/DD/YY): 6/23/09

*Important Note: By signing this form you are accepting Pace's NET 30 day payment terms and agreeing to late charges of 1.5% per month for any invoices not paid within 30 days.

F-ALL-Q-020rev.07, 15-May-2007

Report No.: 1097953 8290

Pace Analytical™

www.pacelabs.com

Pace Analytical Services, Inc.
1700 Elm Street
Minneapolis, MN 55414
Phone: 612.607.1700
Fax: 612.607.6444

Report Prepared for:

Troy Bussey
Pioneer Technologies Corporation
2612 Yelm Highway S.E.
Suite B
Olympia WA 98501-4826

REPORT OF LABORATORY ANALYSIS FOR PCDD/PCDF

Report Information:

Pace Project #: 1097953
Sample Receipt Date: 06/25/2009
Client Project #: East Bay IA Stockpiles
Client Sub PO #: N/A
State Cert #: C218

Invoicing & Reporting Options:

The report provided has been invoiced as a Level 2 PCDD/PCDF Report. If an upgrade of this report package is requested, an additional charge may be applied.

Please review the attached invoice for accuracy and forward any questions to Scott Unze, your Pace Project Manager.

This report has been reviewed and prepared by:

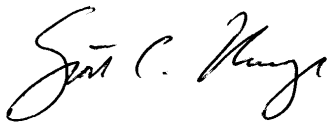

Scott Unze, Project Manager
(612) 607-6383
(612) 607-6444 (fax)
scott.unze@pacelabs.com

ACCREDITED IN ACCORDANCE WITH nelac

Report of Laboratory Analysis

This report should not be reproduced, except in full, without the written consent of Pace Analytical Services, Inc.

The results relate only to the samples included in this report.

Report Prepared Date:
July 2, 2009

Pace Analytical Services, Inc.
1700 Elm Street
Minneapolis, MN 55414
Phone: 612.607.1700
Fax: 612.607.6444

DISCUSSION

This report presents the results from the analyses performed on three samples submitted by a representative of Pioneer Technologies Corporation. The samples were analyzed for the presence or absence of polychlorodibenzo-p-dioxins (PCDDs) and polychlorodibenzofurans (PCDFs) using a modified version of USEPA Method 8290. Reporting limits were based on signal-to-noise measurements.

The recoveries of the isotopically-labeled PCDD/PCDF internal standards in the sample extracts ranged from 36-96%. With the exceptions of three low values, which were flagged "P" on the results tables, the labeled standard recoveries obtained for this project were within the 40-135% target range specified in Method 8290. Also, since the quantification of the native 2,3,7,8-substituted congeners was based on isotope dilution, the data were automatically corrected for variation in recovery and accurate values were obtained.

In some cases, interfering substances impacted the determinations of PCDD or PCDF congeners. The affected values were flagged "I" where incorrect isotope ratios were obtained.

A laboratory method blank was prepared and analyzed with the sample batch as part of our routine quality control procedures. The results show the blank to contain trace levels of selected congeners. These were below the calibration range of the method. Sample levels similar to the corresponding blank levels were flagged "B" on the results table and may be, at least partially, attributed to the background. It should be noted that levels less than ten times the background are not generally considered to be statistically different from the background.

A laboratory spike sample was also prepared with the sample batch using clean sand that had been fortified with native standard materials. The results show that the spiked native compounds were recovered at 87-101%. These results indicate a high degree of accuracy for these determinations. Matrix spikes were prepared with the sample batch using sample material from a separate project; results from these analyses will be provided upon request.

This report shall not be reproduced, except in full,
without the written consent of Pace Analytical Services, Inc.

Appendix A

Sample Management

Sample Condition Upon Receipt

Pace Analytical

Client Name: PIONEER TECH Project # 1097953

Courier: [X] Fed Ex [ ] UPS [ ] USPS [ ] Client [ ] Commercial [ ] Pace Other _____

Tracking #: 7977 0864 8209

Optional
Proj. Due Date:
Proj. Name:

Custody Seal on Cooler/Box Present: [X] yes [ ] no Seals intact: [X] yes [ ] no

Packing Material: [X] Bubble Wrap [ ] Bubble Bags [ ] None [ ] Other _____ Temp Blank: Yes X No _____

Thermometer Used ~~80344042~~, 179425 Type of Ice: Wet Blue None [ ] Samples on Ice, cooling process has begun

Cooler Temperature 5.0 Biological Tissue is Frozen: Yes No

Temp should be above freezing to 6°C

Date and Initials of person examining contents: 6/25/09

		Comments:
Chain of Custody Present:	[X] Yes [ ] No [ ] N/A	1.
Chain of Custody Filled Out:	[X] Yes [ ] No [ ] N/A	2.
Chain of Custody Relinquished:	[X] Yes [ ] No [ ] N/A	3.
Sampler Name & Signature on COC:	[X] Yes [ ] No [ ] N/A	4.
Samples Arrived within Hold Time:	[ ] Yes [ ] No [X] N/A	5.
Short Hold Time Analysis (<72hr): 6/25/09	[X] Yes [X] No [ ] N/A	6. 5DAY
Rush Turn Around Time Requested:	[X] Yes [ ] No [ ] N/A	7.
Sufficient Volume:	[X] Yes [ ] No [ ] N/A	8.
Correct Containers Used:	[X] Yes [ ] No [ ] N/A	9.
-Pace Containers Used:	[ ] Yes [X] No [ ] N/A	
Containers Intact:	[X] Yes [ ] No [ ] N/A	10.
Filtered volume received for Dissolved tests	[ ] Yes [ ] No [X] N/A	11.
Sample Labels match COC:	[X] Yes [ ] No [ ] N/A	12.
-Includes date/time/ID/Analysis Matrix: SL		
All containers needing acid/base preservation have been checked. Noncompliance are noted in 13.	[ ] Yes [ ] No [X] N/A	13.
All containers needing preservation are found to be in compliance with EPA recommendation.	[ ] Yes [ ] No [X] N/A	
Exceptions: VOA,Coliform, TOC, Oil and Grease, WI-DRO (water)	[ ] Yes [X] No	Initial when completed / Lot # of added preservative
Samples checked for dechlorination:	[ ] Yes [ ] No [X] N/A	14.
Headspace in VOA Vials (>6mm):	[ ] Yes [ ] No [X] N/A	15.
Trip Blank Present:	[ ] Yes [ ] No [X] N/A	16.
Trip Blank Custody Seals Present	[ ] Yes [ ] No [X] N/A	
Pace Trip Blank Lot # (if purchased):		

Client Notification/ Resolution: Field Data Required? Y / N

Person Contacted: _____ Date/Time: _____

Comments/ Resolution: _____

Project Manager Review: NAH **Date:** 6/25/09

NW 6/25/09 8h

Note: Whenever there is a discrepancy affecting North Carolina compliance samples, a copy of this form will be sent to the North Carolina DEHNR Certification Office (i.e out of hold, incorrect preservative, out of temp, incorrect containers)

F-ALLC003rev3, 5Aug2008

Appendix B

Sample Analysis Summary

Pace Analytical Services, Inc.
1700 Elm Street - Suite 200
Minneapolis, MN 55414

Tel: 612-607-1700
Fax: 612- 607-6444

Method 8290 Sample Analysis Results

Client - Pioneer Technologies Corporation

Client's Sample ID	SP04-ZONE4-062309		
Lab Sample ID	1097953001-R		
Filename	F90702A_05		
Injected By	SMT		
Total Amount Extracted	11.3 g	Matrix	Solid
% Moisture	4.9	Dilution	NA
Dry Weight Extracted	10.7 g	Collected	06/23/2009
ICAL ID	F90501	Received	06/25/2009
CCal Filename(s)	F90701A_16 & F90702A_09	Extracted	06/30/2009
Method Blank ID	BLANK-20508	Analyzed	07/02/2009 11:19

Native Isomers	Conc ng/Kg	EMPC ng/Kg	RL ng/Kg		Internal Standards	ng's Added	Percent Recovery
2,3,7,8-TCDF	0.28	-----	0.064	BJ	2,3,7,8-TCDF-13C	2.00	77
Total TCDF	0.99	-----	0.064		2,3,7,8-TCDD-13C	2.00	85
					1,2,3,7,8-PeCDF-13C	2.00	78
2,3,7,8-TCDD	ND	-----	0.094		2,3,4,7,8-PeCDF-13C	2.00	82
Total TCDD	0.47	-----	0.094	J	1,2,3,7,8-PeCDD-13C	2.00	92
					1,2,3,4,7,8-HxCDF-13C	2.00	78
1,2,3,7,8-PeCDF	ND	-----	0.083		1,2,3,6,7,8-HxCDF-13C	2.00	75
2,3,4,7,8-PeCDF	0.13	-----	0.077	J	2,3,4,6,7,8-HxCDF-13C	2.00	77
Total PeCDF	1.40	-----	0.080	J	1,2,3,7,8,9-HxCDF-13C	2.00	76
					1,2,3,4,7,8-HxCDD-13C	2.00	80
1,2,3,7,8-PeCDD	ND	-----	0.074		1,2,3,6,7,8-HxCDD-13C	2.00	83
Total PeCDD	0.36	-----	0.074	J	1,2,3,4,6,7,8-HpCDF-13C	2.00	73
					1,2,3,4,7,8,9-HpCDF-13C	2.00	62
1,2,3,4,7,8-HxCDF	0.27	-----	0.073	J	1,2,3,4,6,7,8-HpCDD-13C	2.00	69
1,2,3,6,7,8-HxCDF	ND	-----	0.077		OCDD-13C	4.00	36 P
2,3,4,6,7,8-HxCDF	ND	-----	0.066				
1,2,3,7,8,9-HxCDF	ND	-----	0.087		1,2,3,4-TCDD-13C	2.00	NA
Total HxCDF	1.10	-----	0.076	J	1,2,3,7,8,9-HxCDD-13C	2.00	NA
1,2,3,4,7,8-HxCDD	ND	-----	0.110		2,3,7,8-TCDD-37Cl4	0.20	88
1,2,3,6,7,8-HxCDD	0.30	-----	0.094	J			
1,2,3,7,8,9-HxCDD	-----	0.21	0.110	I			
Total HxCDD	1.60	-----	0.100	J			
1,2,3,4,6,7,8-HpCDF	2.00	-----	0.079	J	Total 2,3,7,8-TCDD		
1,2,3,4,7,8,9-HpCDF	ND	-----	0.110		Equivalence: 0.34 ng/Kg		
Total HpCDF	2.00	-----	0.094	J	(Using 2005 WHO Factors - Using PRL/2 where ND)		
1,2,3,4,6,7,8-HpCDD	6.90	-----	0.180				
Total HpCDD	14.00	-----	0.180				
OCDF	8.30	-----	0.220	J			
OCDD	57.00	-----	0.740				

Conc = Concentration (Totals include 2,3,7,8-substituted isomers).
EMPC = Estimated Maximum Possible Concentration
RL = Reporting Limit.

ND = Not Detected
NA = Not Applicable
NC = Not Calculated

Results reported on a dry weight basis and are valid to no more than 2 significant figures.
J = Value below calibration range
B = Less than 10x higher than method blank level
P = Recovery outside target range
I = Interference present

REPORT OF LABORATORY ANALYSIS

This report shall not be reproduced, except in full,
without the written consent of Pace Analytical Services, Inc.

Pace Analytical Services, Inc.
1700 Elm Street - Suite 200
Minneapolis, MN 55414

Tel: 612-607-1700
Fax: 612- 607-6444

Method 8290 Sample Analysis Results

Client - Pioneer Technologies Corporation

Client's Sample ID	SP05-ZONE4-062309		
Lab Sample ID	1097953002-R		
Filename	F90702A_06		
Injected By	SMT		
Total Amount Extracted	13.4 g	Matrix	Solid
% Moisture	21.6	Dilution	NA
Dry Weight Extracted	10.5 g	Collected	06/23/2009
ICAL ID	F90501	Received	06/25/2009
CCal Filename(s)	F90701A_16 & F90702A_09	Extracted	06/30/2009
Method Blank ID	BLANK-20508	Analyzed	07/02/2009 12:06

Native Isomers	Conc ng/Kg	EMPC ng/Kg	RL ng/Kg		Internal Standards	ng's Added	Percent Recovery
2,3,7,8-TCDF	0.58	-----	0.140	J	2,3,7,8-TCDF-13C	2.00	81
Total TCDF	7.90	-----	0.140		2,3,7,8-TCDD-13C	2.00	83
					1,2,3,7,8-PeCDF-13C	2.00	77
2,3,7,8-TCDD	1.20	-----	0.095		2,3,4,7,8-PeCDF-13C	2.00	82
Total TCDD	37.00	-----	0.095		1,2,3,7,8-PeCDD-13C	2.00	89
					1,2,3,4,7,8-HxCDF-13C	2.00	84
1,2,3,7,8-PeCDF	-----	0.44	0.076	I	1,2,3,6,7,8-HxCDF-13C	2.00	77
2,3,4,7,8-PeCDF	1.90	-----	0.077	J	2,3,4,6,7,8-HxCDF-13C	2.00	82
Total PeCDF	29.00	-----	0.077		1,2,3,7,8,9-HxCDF-13C	2.00	81
					1,2,3,4,7,8-HxCDD-13C	2.00	76
1,2,3,7,8-PeCDD	9.10	-----	0.110		1,2,3,6,7,8-HxCDD-13C	2.00	89
Total PeCDD	110.00	-----	0.110		1,2,3,4,6,7,8-HpCDF-13C	2.00	70
					1,2,3,4,7,8,9-HpCDF-13C	2.00	63
1,2,3,4,7,8-HxCDF	3.70	-----	0.160	J	1,2,3,4,6,7,8-HpCDD-13C	2.00	73
1,2,3,6,7,8-HxCDF	-----	2.40	0.180	I	OCDD-13C	4.00	38 P
2,3,4,6,7,8-HxCDF	3.40	-----	0.170	J			
1,2,3,7,8,9-HxCDF	1.70	-----	0.170	J	1,2,3,4-TCDD-13C	2.00	NA
Total HxCDF	43.00	-----	0.170		1,2,3,7,8,9-HxCDD-13C	2.00	NA
1,2,3,4,7,8-HxCDD	32.00	-----	0.430		2,3,7,8-TCDD-37Cl4	0.20	84
1,2,3,6,7,8-HxCDD	22.00	-----	0.380				
1,2,3,7,8,9-HxCDD	28.00	-----	0.410				
Total HxCDD	500.00	-----	0.410				
1,2,3,4,6,7,8-HpCDF	70.00	-----	0.560		Total 2,3,7,8-TCDD		
1,2,3,4,7,8,9-HpCDF	5.40	-----	0.690		Equivalence: 29 ng/Kg		
Total HpCDF	79.00	-----	0.620		(Using 2005 WHO Factors - Using PRL/2 where ND)		
1,2,3,4,6,7,8-HpCDD	680.00	-----	1.400				
Total HpCDD	1900.00	-----	1.400				
OCDF	220.00	-----	1.000				
OCDD	3100.00	-----	4.300				

Conc = Concentration (Totals include 2,3,7,8-substituted isomers).
EMPC = Estimated Maximum Possible Concentration
RL = Reporting Limit.

ND = Not Detected
NA = Not Applicable
NC = Not Calculated

Results reported on a dry weight basis and are valid to no more than 2 significant figures.
J = Value below calibration range
P = Recovery outside target range
I = Interference present

REPORT OF LABORATORY ANALYSIS

This report shall not be reproduced, except in full,
without the written consent of Pace Analytical Services, Inc.

Pace Analytical Services, Inc.
1700 Elm Street - Suite 200
Minneapolis, MN 55414

Tel: 612-607-1700
Fax: 612- 607-6444

Method 8290 Sample Analysis Results

Client - Pioneer Technologies Corporation

Client's Sample ID	SP06-ZONE2-062309		
Lab Sample ID	1097953003-R		
Filename	F90702A_07		
Injected By	SMT		
Total Amount Extracted	12.3 g	Matrix	Solid
% Moisture	11.7	Dilution	NA
Dry Weight Extracted	10.9 g	Collected	06/23/2009
ICAL ID	F90501	Received	06/25/2009
CCal Filename(s)	F90701A_16 & F90702A_09	Extracted	06/30/2009
Method Blank ID	BLANK-20508	Analyzed	07/02/2009 12:54

Native Isomers	Conc ng/Kg	EMPC ng/Kg	RL ng/Kg		Internal Standards	ng's Added	Percent Recovery
2,3,7,8-TCDF	0.44	-----	0.083	BJ	2,3,7,8-TCDF-13C	2.00	81
Total TCDF	3.90	-----	0.083		2,3,7,8-TCDD-13C	2.00	86
					1,2,3,7,8-PeCDF-13C	2.00	81
2,3,7,8-TCDD	-----	0.11	0.100	I	2,3,4,7,8-PeCDF-13C	2.00	87
Total TCDD	2.70	-----	0.100		1,2,3,7,8-PeCDD-13C	2.00	96
					1,2,3,4,7,8-HxCDF-13C	2.00	82
1,2,3,7,8-PeCDF	0.19	-----	0.064	J	1,2,3,6,7,8-HxCDF-13C	2.00	80
2,3,4,7,8-PeCDF	0.58	-----	0.050	J	2,3,4,6,7,8-HxCDF-13C	2.00	81
Total PeCDF	6.60	-----	0.057		1,2,3,7,8,9-HxCDF-13C	2.00	80
					1,2,3,4,7,8-HxCDD-13C	2.00	80
1,2,3,7,8-PeCDD	0.53	-----	0.067	J	1,2,3,6,7,8-HxCDD-13C	2.00	89
Total PeCDD	2.50	-----	0.067	J	1,2,3,4,6,7,8-HpCDF-13C	2.00	77
					1,2,3,4,7,8,9-HpCDF-13C	2.00	70
1,2,3,4,7,8-HxCDF	0.73	-----	0.062	J	1,2,3,4,6,7,8-HpCDD-13C	2.00	77
1,2,3,6,7,8-HxCDF	0.43	-----	0.071	J	OCDD-13C	4.00	43
2,3,4,6,7,8-HxCDF	0.67	-----	0.079	J			
1,2,3,7,8,9-HxCDF	-----	0.18	0.100	I	1,2,3,4-TCDD-13C	2.00	NA
Total HxCDF	8.40	-----	0.079		1,2,3,7,8,9-HxCDD-13C	2.00	NA
1,2,3,4,7,8-HxCDD	0.44	-----	0.097	J	2,3,7,8-TCDD-37Cl4	0.20	88
1,2,3,6,7,8-HxCDD	3.00	-----	0.069	J			
1,2,3,7,8,9-HxCDD	2.00	-----	0.080	J			
Total HxCDD	19.00	-----	0.082				
1,2,3,4,6,7,8-HpCDF	11.00	-----	0.180		Total 2,3,7,8-TCDD		
1,2,3,4,7,8,9-HpCDF	-----	0.41	0.150	I	Equivalence: 2.5 ng/Kg		
Total HpCDF	11.00	-----	0.160		(Using 2005 WHO Factors - Using PRL/2 where ND)		
1,2,3,4,6,7,8-HpCDD	65.00	-----	0.360				
Total HpCDD	130.00	-----	0.360				
OCDF	30.00	-----	0.340				
OCDD	570.00	-----	1.400				

Conc = Concentration (Totals include 2,3,7,8-substituted isomers).
EMPC = Estimated Maximum Possible Concentration
RL = Reporting Limit.

ND = Not Detected
NA = Not Applicable
NC = Not Calculated

Results reported on a dry weight basis and are valid to no more than 2 significant figures.
J = Value below calibration range
B = Less than 10x higher than method blank level
I = Interference present

REPORT OF LABORATORY ANALYSIS

This report shall not be reproduced, except in full,
without the written consent of Pace Analytical Services, Inc.

Pace Analytical Services, Inc.
1700 Elm Street - Suite 200
Minneapolis, MN 55414

Tel: 612-607-1700
Fax: 612- 607-6444

Method 8290 Blank Analysis Results

Lab Sample ID	BLANK-20508	Matrix	Solid
Filename	F90702A_03	Dilution	NA
Total Amount Extracted	20.1 g	Extracted	06/30/2009
ICAL ID	F90501	Analyzed	07/02/2009 09:43
CCal Filename(s)	F90701A_16 & F90702A_09	Injected By	SMT

Native Isomers	Conc ng/Kg	EMPC ng/Kg	RL ng/Kg		Internal Standards	ng's Added	Percent Recovery
2,3,7,8-TCDF	0.049	-----	0.035	J	2,3,7,8-TCDF-13C	2.00	71
Total TCDF	0.049	-----	0.035	J	2,3,7,8-TCDD-13C	2.00	77
					1,2,3,7,8-PeCDF-13C	2.00	74
2,3,7,8-TCDD	ND	-----	0.037		2,3,4,7,8-PeCDF-13C	2.00	80
Total TCDD	ND	-----	0.037		1,2,3,7,8-PeCDD-13C	2.00	90
					1,2,3,4,7,8-HxCDF-13C	2.00	74
1,2,3,7,8-PeCDF	ND	-----	0.024		1,2,3,6,7,8-HxCDF-13C	2.00	72
2,3,4,7,8-PeCDF	ND	-----	0.023		2,3,4,6,7,8-HxCDF-13C	2.00	74
Total PeCDF	ND	-----	0.023		1,2,3,7,8,9-HxCDF-13C	2.00	71
					1,2,3,4,7,8-HxCDD-13C	2.00	74
1,2,3,7,8-PeCDD	ND	-----	0.025		1,2,3,6,7,8-HxCDD-13C	2.00	80
Total PeCDD	ND	-----	0.025		1,2,3,4,6,7,8-HpCDF-13C	2.00	69
					1,2,3,4,7,8,9-HpCDF-13C	2.00	62
1,2,3,4,7,8-HxCDF	ND	-----	0.018		1,2,3,4,6,7,8-HpCDD-13C	2.00	68
1,2,3,6,7,8-HxCDF	ND	-----	0.016		OCDD-13C	4.00	39 P
2,3,4,6,7,8-HxCDF	ND	-----	0.019				
1,2,3,7,8,9-HxCDF	ND	-----	0.025		1,2,3,4-TCDD-13C	2.00	NA
Total HxCDF	ND	-----	0.019		1,2,3,7,8,9-HxCDD-13C	2.00	NA
1,2,3,4,7,8-HxCDD	ND	-----	0.022		2,3,7,8-TCDD-37Cl4	0.20	82
1,2,3,6,7,8-HxCDD	ND	-----	0.029				
1,2,3,7,8,9-HxCDD	ND	-----	0.032				
Total HxCDD	ND	-----	0.028				
1,2,3,4,6,7,8-HpCDF	ND	-----	0.021		Total 2,3,7,8-TCDD		
1,2,3,4,7,8,9-HpCDF	ND	-----	0.031		Equivalence: 0.048 ng/Kg		
Total HpCDF	ND	-----	0.026		(Using 2005 WHO Factors - Using PRL/2 where ND)		
1,2,3,4,6,7,8-HpCDD	-----	0.054	0.040	I			
Total HpCDD	ND	-----	0.040				
OCDF	0.180	-----	0.082	J			
OCDD	0.590	-----	0.140	J			

Conc = Concentration (Totals include 2,3,7,8-substituted isomers).
EMPC = Estimated Maximum Possible Concentration
RL = Reporting Limit

Results reported on a dry weight basis and are valid to no more than 2 significant figures.
J = Value below calibration range
P = Recovery outside target range
I = Interference present

REPORT OF LABORATORY ANALYSIS

This report shall not be reproduced, except in full,
without the written consent of Pace Analytical Services, Inc.

Pace Analytical Services, Inc.
1700 Elm Street - Suite 200
Minneapolis, MN 55414

Tel: 612-607-1700
Fax: 612- 607-6444

Method 8290 Laboratory Control Spike Results

Lab Sample ID	LCS-20509		
Filename	F90702A_01	Matrix	Solid
Total Amount Extracted	20.4 g	Dilution	NA
ICAL ID	F90501	Extracted	06/30/2009
CCal Filename(s)	F90701A_16 & F90702A_09	Analyzed	07/02/2009 08:09
Method Blank ID	BLANK-20508	Injected By	SMT

Native Isomers	**Qs** (ng)	**Qm** (ng)	% Rec.	**Internal Standards**	**ng's Added**	**Percent Recovery**
2,3,7,8-TCDF	0.20	0.20	98	2,3,7,8-TCDF-13C	2.00	89
Total TCDF				2,3,7,8-TCDD-13C	2.00	96
				1,2,3,7,8-PeCDF-13C	2.00	91
2,3,7,8-TCDD	0.20	0.19	94	2,3,4,7,8-PeCDF-13C	2.00	99
Total TCDD				1,2,3,7,8-PeCDD-13C	2.00	110
				1,2,3,4,7,8-HxCDF-13C	2.00	92
1,2,3,7,8-PeCDF	1.00	0.99	99	1,2,3,6,7,8-HxCDF-13C	2.00	86
2,3,4,7,8-PeCDF	1.00	0.93	93	2,3,4,6,7,8-HxCDF-13C	2.00	92
Total PeCDF				1,2,3,7,8,9-HxCDF-13C	2.00	88
				1,2,3,4,7,8-HxCDD-13C	2.00	96
1,2,3,7,8-PeCDD	1.00	0.87	87	1,2,3,6,7,8-HxCDD-13C	2.00	94
Total PeCDD				1,2,3,4,6,7,8-HpCDF-13C	2.00	86
				1,2,3,4,7,8,9-HpCDF-13C	2.00	81
1,2,3,4,7,8-HxCDF	1.00	0.92	92	1,2,3,4,6,7,8-HpCDD-13C	2.00	88
1,2,3,6,7,8-HxCDF	1.00	0.97	97	OCDD-13C	4.00	52
2,3,4,6,7,8-HxCDF	1.00	0.95	95			
1,2,3,7,8,9-HxCDF	1.00	0.95	95	1,2,3,4-TCDD-13C	2.00	NA
Total HxCDF				1,2,3,7,8,9-HxCDD-13C	2.00	NA
1,2,3,4,7,8-HxCDD	1.00	0.93	93	2,3,7,8-TCDD-37Cl4	0.20	96
1,2,3,6,7,8-HxCDD	1.00	0.95	95			
1,2,3,7,8,9-HxCDD	1.00	0.94	94			
Total HxCDD						
1,2,3,4,6,7,8-HpCDF	1.00	1.01	101			
1,2,3,4,7,8,9-HpCDF	1.00	0.98	98			
Total HpCDF						
1,2,3,4,6,7,8-HpCDD	1.00	0.92	92			
Total HpCDD						
OCDF	2.00	2.02	101			
OCDD	2.00	2.02	101			

Qs = Quantity Spiked
Qm = Quantity Measured
Rec. = Recovery (Expressed as Percent)
P = Recovery outside of target range
X = Background subtracted value
Y = RF averaging used in calculations
Nn = Value obtained from additional analysis
NA = Not Applicable
* = See Discussion

REPORT OF LABORATORY ANALYSIS

This report shall not be reproduced, except in full,
without the written consent of Pace Analytical Services, Inc.

DRAGON
Analytical Laboratory

RCRA CHAIN OF CUSTODY RECORD

2818 Madrona Beach Rd. NW, Olympia, WA 98502
Phone: (360) 866-0543 Fax: (360) 866-0556
Email: DragonLab@comcast.net
Website: dragonlaboratory.com

Page ___ of ___

Samples Collected By: KR
Contact Number: 360 570 1700

Client: PTC
Address: 2612 Yelm Hwy SE
Olympia, WA 98501

Phone: 360-570-1700
Fax: —
Email: robertsk@uspioneer.com

Project Name: East Bay IA Stockpiles
Project Location:
Project Number:

Project P.O.: Credit Card
Contact Person: Kara Roberts
DAL Project No.:

Matrix Code:
WW = wastewater GW = groundwater S = soil or solid
SL = sludge V = vapor O = other

Sample Identification	Sample Matrix	Date Sampled	Time Sampled	Container Type	MtBE/BTEX (EPA 8021b)	Gasoline (NWTPH-Gx)	Diesel (NWTPH-Dx)	Diesel & Oil (NWTPH-Dx)	Fuel Scan (NWTPH-HCID)	VOC's (EPA 8021b)	Organochlorine Pesticides (EPA 8081)	PCB's (EPA 8082)	Volatiles (EPA 8260)	PAH's (EPA 8100 or 8270/8270SIM)	Semi-Volatiles (EPA 8270)	Ignitability (EPA 1010)	Oil and Grease (EPA 1664 HEM)	pH (EPA 9040/9045)	Specific Conductance (EPA 9050)	Paint Filter Test (EPA 9095)	Heavy Metals* (EPA 7000 Series)	Biogenic Gases (EPA 3C)	Natural Attenuation Indicators	Gross Alpha Radioactivity (EPA 900)	Gross Beta Radioactivity (EPA 900)	TCLP Lead
SP07-Zone2-072109	S	072109	0730	2 4oz 3 Encore	X	X		X						X							X					
SP08-Zone4-072109-1	S		0745	2 4oz 3 Encore	X	X		X						X							X					
SP08-Zone4-072109-2	S		0900	2 4oz 3 Encore	X	X		X						X							X					
SP08-Zone4-072109-3	S		0800	1 4oz																						X

Relinquished by (Signature)	Date/Time	Received by (Signature)	Date/Time
Kara Roberts	7/21/09	Mister Scott	7/21/09 1141
Relinquished by (Signature)	Date/Time	Received by (Signature)	Date/Time

Sample Disposal Instructions: ☐ DAL Disposal @ $2.50 per Container ☐ Return ☐ Pickup

Turn-Around-Time
☐ Same Day
☐ 24 Hour
☐ 48 Hour
☒ 5 Day Email
☐ 10 Day
☐ Other: ___

***Heavy Metals**: Please circle the desired analytes.

Ag Al (As) Ba Be (Cd) Cr Cr-VI Co Cu Fe Hg Li Mg Mn Mo Ni (Pb) Sb Se Tl V Zn - Total
Ag Al As Ba Be Cd Cr Cr-VI Co Cu Fe Hg Li Mg Mn Mo Ni Pb Sb Se Tl V Zn - Dissolved
Ag Al As Ba Be Cd Cr Cr-VI Co Cu Fe Hg Li Mg Mn Mo Ni Pb Sb Se Tl V Zn - TCLP

DRAGON ANALYTICAL LABORATORY

2818 Madrona Beach Rd NW, Olympia WA 98502
(360) 866-0543

Hazardous Waste, Microbiology, NPDES, Potable and Non-potable Water
Mobile Environmental Laboratory

Pioneer Technologies Corporation
Project: East Bay IA Stockpiles

DAL Number: 090721-02

ANALYTICAL RESULTS FOR THE ANALYSIS OF FUEL IN SOIL

Sample Identification	Date Analyzed	Percent Solids (%)	Diesel Fuel #2 NWTPH-Dx (mg/kg)	Heavy Oil NWTPH-Dx (mg/kg)	Surrogate Recovery 2-FBP (%)	Data Flags
Method Blank	7/22/2009	n/a	nd	nd	72.5	
SP07-ZONE2-072109	7/22/2009	85.6	nd	nd	124	
SP08-ZONE4-072109-1	7/22/2009	92.4	nd	nd	104	
SP08-ZONE4-072109-2	7/22/2009	94.6	nd	nd	97.4	
LCS	7/22/2009	n/a	103%	n/a	n/a	
090612-MS	7/22/2009	n/a	111%	n/a	n/a	
090612-MSD	7/22/2009	n/a	117%	n/a	n/a	
SP07-ZONE2-072109 Dup.	7/22/2009	85.6	nd	n	120	
Method Reporting Limits			25	100		

WA-DOE-Laboratory Certification No.: C2013
"nd" indicates the analyte was not detected at or above the listed Method Reporting Limit.
"n/a" indicates not applicable
Sample results based on dry weight.
Comments and Explanations: None

Analyst: T. McCall
Data reviewed by: R Lewis

DRAGON ANALYTICAL LABORATORY

2818 Madrona Beach Rd NW, Olympia WA 98502
(360) 866-0543

Hazardous Waste, Microbiology, NPDES, Potable and Non-potable Water
Mobile Environmental Laboratory

Pioneer Technologies Corporation
Project: East Bay IA Stockpiles

DAL Number: 090721-02

ANALYTICAL RESULTS FOR THE ANALYSIS OF GASOLINE RANGE ORGANICS IN SOIL

Sample Identification	Date Analyzed	Percent Solids (%)	Benzene EPA 8021B (mg/kg)	Toluene EPA 8021B (mg/kg)	Ethylbenzene EPA 8021B (mg/kg)	m&p-Xylene EPA 8021B (mg/kg)	o-Xylene EPA 8021B (mg/kg)	Gasoline NWTPH-Gx (mg/kg)	Surrogate Recovery BFB (%)	Data Flags
Method Blank	7/22/2009	n/a	nd	nd	nd	nd	nd	nd	67.5	
SP07-ZONE2-072109	7/22/2009	85.6	nd	nd	nd	nd	nd	nd	98.0	
SP08-ZONE4-072109-1	7/22/2009	92.4	nd	nd	nd	nd	nd	nd	89.7	
SP08-ZONE4-072109-2	7/22/2009	94.6	nd	nd	nd	nd	nd	nd	111	
LCS	7/22/2009	n/a	95.6%	95.2%	86.3%	73.9%	85.2%	100%	n/a	
090612-MS	7/22/2009	n/a	104%	111%	95.1%	80.4%	103%	96.5%	n/a	
090612-MSD	7/22/2009	n/a	110%	110%	83.1%	77.6%	100%	100%	n/a	
SP07-ZONE2-072109 Dup.	7/22/2009	85.6	nd	nd	nd	nd	nd	nd	75.6	
Method Reporting Limits			0.05	0.10	0.10	0.10	0.10	5.0		

WA-DOE-Laboratory Certification No.: C2013
"nd" indicates the analyte was not detected at or above the listed Method Reporting Limit.
"n/a" indicates not applicable
Sample results based on dry weight.

Comments and Explanations: None

Analyst: T. McCall
Data reviewed by: R Lewis

DRAGON ANALYTICAL LABORATORY

2818 Madrona Beach Rd NW, Olympia WA 98502
(360) 866-0543

Hazardous Waste, Microbiology, NPDES, Potable and Non-potable Water
Mobile Environmental Laboratory

Pioneer Technologies Corporation
Project: East Bay IA Stockpiles

DAL Number: 090721-02

ANALYTICAL RESULTS FOR THE ANALYSIS OF HEAVY METALS IN SOIL BY EPA METHOD 6020 A

Sample Identification	Date Analyzed	Percent Solids	Arsenic (As)	Cadmium (Cd)	Lead (Pb)
Chemical Abstract Number (CAS)			7440-38-2	7440-43-9	7439-92-1
Units		(%)	(mg/kg)	(mg/kg)	(mg/kg)
Method Blank	7/29/2009	n/a	nd	nd	nd
SP07-ZONE2-072109	7/29/2009	85.6	**7.38**	**1.07**	**188**
SP08-ZONE4-072109-1	7/29/2009	92.4	**2.52**	**0.49**	**5.30**
SP08-ZONE4-072109-2	7/29/2009	94.6	**3.81**	**0.43**	**6.66**
LCS	7/29/2009	n/a	101%	107%	104%
090729-MS	7/29/2009	n/a	124%	150%	135%
090729-MSD	7/29/2009	n/a	111%	133%	116%
SP08-ZONE4-072109 Dup.	7/29/2009	94.6	**3.57**	**0.41**	**6.02**
Method Reporting Limits			0.25	0.25	0.25

WA-DOE-Laboratory Certification No.: C2013
"nd" indicates the analyte was not detected at or above the listed Method Reporting Limit.
"n/a" indicates not applicable
"MI" indicates Matrix Interference
Sample results based on dry weight.
Comments and Explanations: None

Analyst: T. McCall
Data reviewed by: R Lewis

Pioneer Technologies Corporation
Project: East Bay IA Stockpiles

DAL Number: 090721-02

ANALYTICAL RESULTS FOR THE ANALYSIS OF SEMI-VOLATILE COMPOUNDS IN SOIL BY EPA METHOD 8270

Sample Identification			Blank	SP07-ZONE2-072109	SP08-ZONE4-072109-1	SP08-ZONE4-072109-2	SP07-ZONE2-072109 Dup.	LCS	090723-MS	090723-MSD
Percent Solids (%)			n/a	85.6	92.4	94.6	85.6	n/a	n/a	n/a
Date Extracted	CAS	MRL	7/23/2009	7/23/2009	7/23/2009	7/23/2009	7/23/2009	7/23/2009	7/23/2009	7/23/2009
Date Anlayzed	Number	(mg/kg)	7/23/2009	7/23/2009	7/23/2009	7/23/2009	7/23/2009	7/23/2009	7/23/2009	7/23/2009
Benzo(a)anthracene	56-55-3	0.01	nd	nd	nd	nd	nd	95.7%	88.2%	89.2%
Benzo(a)pyrene	50-32-8	0.01	nd	nd	nd	nd	nd	n/a	n/a	n/a
Benzo(b)fluoranthene	205-99-2	0.01	nd	nd	nd	nd	nd	n/a	n/a	n/a
Benzo(k)fluoranthene	207-08-9	0.01	nd	nd	nd	nd	nd	n/a	n/a	n/a
Chrysene	218-01-9	0.01	nd	nd	nd	nd	nd	94.2%	88.2%	97.9%
Dibenzo(a,h)anthracene	53-70-3	0.01	nd	nd	nd	nd	nd	n/a	n/a	n/a
Ideno(1,2,3-cd)pyrene	193-39-5	0.01	nd	nd	nd	nd	nd	108%	104%	104%
1-Methylnaphthalene	90-12-0	0.01	nd	nd	nd	nd	nd	n/a	n/a	n/a
2-Methylnaphthalene	91-57-6	0.01	nd	nd	nd	nd	nd	n/a	n/a	n/a
Naphthalene	91-20-3	0.01	nd	nd	nd	nd	nd	n/a	n/a	n/a
Surrogate Recovery (%)										
2-Fluorophenol			69.7	66.6	101	79.5	66.8	90.5	100	98.9
Phenol-d6			75.4	72.1	108	85.3	73	92.6	101	101
Nitrobenzene-d5			84.5	97.9	77.0	82.7	97.9	108	95.3	96.3
2-Fluorobiphenol			97.3	109	90.4	96.2	109	113	98.6	99.5
2,4,6-Tribromophenol			79.4	79.5	120	95.0	82.2	101	114	112
Terphenyl-d14			96.9	109	88.6	95.8	108	118	108	106
Data Flags										

WA-DOE-Laboratory Certification No.: C2013

"nd" indicates the analyte was not detected at or above the listed Method Reporting Limit.

"n/a" indicates not applicable

Sample results based on dry weight.

Comments and Explanations: None

Analyst: T. McCall

Data reviewed by: R Lewis

Pioneer Technologies Corporation
Project: East Bay IA Stockpiles

DAL Number: 090721-02

ANALYTICAL RESULTS FOR THE ANALYSIS OF TCLP HEAVY METALS IN SOIL BY EPA METHOD 6020 A

Sample Identification	Date Analyzed	Lead (Pb)	Data Flags
Chemical Abstract Number (CAS)		7439-92-1	
Analytical Method		EPA 6020 A	
Units		(mg/L)	
Method Blank	7/29/2009	nd	
SP08-ZONE4-072109-comp	7/29/2009	nd	
LCS	7/29/2009	100%	
090729-MS	7/29/2009	103%	
090729-MSD	7/29/2009	68.0%	
SP08-ZONE4-072109-comp Dup.	7/29/2009	nd	
Method Detection Limit (MDL)		0.25	

WA-DOE-Laboratory Certification No.: C2013

"nd" indicates the analyte was not detected at or above the listed Method Reporting Limit.

"n/a" indicates not applicable

Comments and Explanations: None

Analyst: T. McCall

Data reviewed by: R. Lewis

DRAGON ANALYTICAL LABORATORY

2818 Madrona Beach Rd NW, Olympia WA 98502
(360) 866-0543

Hazardous Waste, Microbiology, NPDES, Potable and Non-potable Water
Mobile Environmental Laboratory

Pioneer Technologies Corporation
Project: East Bay IA Stockpiles

DAL Number: 090721-02

QUALITY CONTROL RESULTS FOR THE ANALYSIS OF TCLP HEAVY METALS IN SOIL BY EPA METHOD 6020 A

Sample Preparation Information for TCLP by EPA Method 1311

Sample Identification	Method Blank
Percent Solids	100
No. of Extractions	1
Type of Extraction	Rotary
Extraction Fluid	#1
Date Extracted	7/21/2009

Sample Preparation Information for TCLP by EPA Method 1311

Sample Identification	SP08-ZONE4-072109-comp
Percent Solids	93.7
No. of Extractions	1
Type of Extraction	Rotary
Extraction Fluid	#1
Date Extracted	7/21/2009

Sample Preparation Information for TCLP by EPA Method 1311

Sample Identification	SP08-ZONE4-072109-comp Dup.
Percent Solids	93.7
No. of Extractions	1
Type of Extraction	Rotary
Extraction Fluid	#1
Date Extracted	7/21/2009

Sample Preparation Information for TCLP by EPA Method 1311

Sample Identification	LCS
Percent Solids	100
No. of Extractions	1
Type of Extraction	Rotary
Extraction Fluid	#1
Date Extracted	7/21/2009

Sample Preparation Information for TCLP by EPA Method 1311

Sample Identification	090729-MS
Percent Solids	100
No. of Extractions	1
Type of Extraction	Rotary
Extraction Fluid	#1
Date Extracted	7/21/2009

Sample Preparation Information for TCLP by EPA Method 1311

Sample Identification	090729-MSD
Percent Solids	100
No. of Extractions	1
Type of Extraction	Rotary
Extraction Fluid	#1
Date Extracted	7/21/2009

Comments and Explanations: None

Analyst: T. McCall
Data reviewed by: R. Lewis

Pace Analytical®
www.pacelabs.com

CHAIN-OF-CUSTODY / Analytical Request Document

The Chain-of-Custody is a LEGAL DOCUMENT. All relevant fields must be completed accurately.

*See RI Expectations Sent Previously

1126

1099878

Page: of

1304771

Section A Required Client Information:	Section B Required Project Information:	Section C Invoice Information:
Company: PTC	Report To:	Attention:
Address: 2612 Yelm Hwy SE Olympia WA	Copy To:	Company Name:
Email To: robertsk@uspioneer.com	Purchase Order No.: Credit Card	Address:
Phone: 360 570 1700 Fax:	Project Name: East Bay IA Stockpile	Pace Quote Reference:
Requested Due Date/TAT: 5day TAT	Project Number:	Pace Project Manager:
		Pace Profile #:

REGULATORY AGENCY

☐ NPDES ☐ GROUND WATER ☐ DRINKING WATER

☐ UST ☐ RCRA ☐ OTHER

Site Location STATE: WA

Section D Required Client Information

Matrix Codes (MATRIX / CODE): Drinking Water DW; Water WT; Waste Water WW; Product P; Soil/Solid SL; Oil OL; Wipe WP; Air AR; Tissue TS; Other OT

ITEM #	SAMPLE ID (A-Z, 0-9 / ,-) Sample IDs MUST BE UNIQUE	MATRIX CODE (see valid codes to left)	SAMPLE TYPE (G=GRAB C=COMP)	COLLECTED COMPOSITE START DATE	COLLECTED COMPOSITE START TIME	COLLECTED COMPOSITE END/GRAB DATE	COLLECTED COMPOSITE END/GRAB TIME	SAMPLE TEMP AT COLLECTION	# OF CONTAINERS	Preservatives: Unpreserved	H_2SO_4	HNO_3	HCl	NaOH	$Na_2S_2O_3$	Methanol	Other	Requested Analysis Filtered (Y/N) Y/N	Analysis Test: Dioxan/Furans 8290	Residual Chlorine (Y/N)	Pace Project No./ Lab I.D.
1	SP07-Zone2-072209	SL	G	072209	1000				1									N			001
2	SP08-Zone 4-072209-1	SL	G	072209	1015				1									X	X		002
3	SP08-Zone 4-072209-2	SL	G	072209	1030				1									X			003
4																					
5																					
6																					
7																					
8																					
9																					
10																					
11																					
12																					

ADDITIONAL COMMENTS	RELINQUISHED BY / AFFILIATION	DATE	TIME	ACCEPTED BY / AFFILIATION	DATE	TIME	SAMPLE CONDITIONS: Temp in °C	Received on Ice (Y/N)	Custody Sealed Cooler (Y/N)	Samples Intact (Y/N)
5day TAT by Email	Kara Roberts	7/22/09		J Richardson-Pace MN	7/23/09	09:31	5.6	Y		

SAMPLER NAME AND SIGNATURE: Kara Roberts

PRINT Name of SAMPLER: Kara Roberts

SIGNATURE of SAMPLER: Kara Roberts DATE Signed (MM/DD/YY): 7/22/09

ORIGINAL

*Important Note: By signing this form you are accepting Pace's NET 30 day payment terms and agreeing to late charges of 1.5% per month for any invoices not paid within 30 days.

F-ALL-Q-020rev.07, 15-May-2007

Page 4 of 11

Pace Analytical™

www.pacelabs.com

Pace Analytical Services, Inc.
1700 Elm Street
Minneapolis, MN 55414
Phone: 612.607.1700
Fax: 612.607.6444

Report Prepared for:

Troy Bussey
Pioneer Technologies Corporation
2612 Yelm Highway S.E.
Suite B
Olympia WA 98501-4826

REPORT OF LABORATORY ANALYSIS FOR PCDD/PCDF

Report Information:

Pace Project #: 1099878
Sample Receipt Date: 07/23/2009
Client Project #: East Bay IA Stockpile
Client Sub PO #: N/A
State Cert #: C218

Invoicing & Reporting Options:

The report provided has been invoiced as a Level 2 PCDD/PCDF Report. If an upgrade of this report package is requested, an additional charge may be applied.

Please review the attached invoice for accuracy and forward any questions to Scott Unze, your Pace Project Manager.

This report has been reviewed and prepared by:

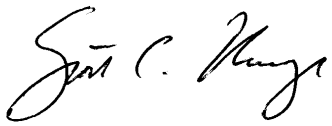

Scott Unze, Project Manager
(612) 607-6383
(612) 607-6444 (fax)
scott.unze@pacelabs.com

Report Prepared Date:
July 30, 2009

ACCREDITED IN ACCORDANCE WITH nelac

Report of Laboratory Analysis

This report should not be reproduced, except in full, without the written consent of Pace Analytical Services, Inc.

The results relate only to the samples included in this report.

Pace Analytical Services, Inc.
1700 Elm Street
Minneapolis, MN 55414
Phone: 612.607.1700
Fax: 612.607.6444

DISCUSSION

This report presents the results from the analyses performed on three samples submitted by a representative of Pioneer Technologies Corporation. The samples were analyzed for the presence or absence of polychlorodibenzo-p-dioxins (PCDDs) and polychlorodibenzofurans (PCDFs) using a modified version of USEPA Method 8290. Reporting limits were based on signal-to-noise measurements.

The recoveries of the isotopically-labeled PCDD/PCDF internal standards in the sample extracts ranged from 47-102%. All of the labeled standard recoveries obtained for this project were within the 40-135% target range specified in Method 8290. Also, since the quantification of the native 2,3,7,8-substituted congeners was based on isotope dilution, the data were automatically corrected for variation in recovery and accurate values were obtained.

In some cases, interfering substances impacted the determinations of native or labeled PCDD or PCDF congeners. The affected values were flagged "I" where incorrect isotope ratios were obtained, or "E" where polychlorinated diphenyl ethers were present.

A laboratory method blank was prepared and analyzed with the sample batch as part of our routine quality control procedures. The results show the blank to contain trace levels of selected congeners. These were below the calibration range of the method. Sample levels similar to the corresponding blank levels were flagged "B" on the results tables and may be, at least partially, attributed to the background. It should be noted that levels less than ten times the background are not generally considered to be statistically different from the background.

A laboratory spike sample was also prepared with the sample batch using clean sand that had been fortified with native standard materials. The results show that the spiked native compounds were recovered at 97-112%. These results indicate a high degree of accuracy for these determinations. Matrix spikes were prepared with the sample batch using sample material from a separate project; results from these analyses will be provided upon request.

This report shall not be reproduced, except in full,
without the written consent of Pace Analytical Services, Inc.

Appendix A

Sample Management

Sample Condition Upon Receipt

Pace Analytical

Client Name: PTC

Project # 1099878

Courier: ☒ Fed Ex ☐ UPS ☐ USPS ☐ Client ☐ Commercial ☐ Pace Other _____

Tracking #: 8683 2775 9920

Optional
Proj. Due Date:
Proj. Name:

Custody Seal on Cooler/Box Present: ☐ yes ☒ no Seals intact: ☐ yes ☐ no

Packing Material: ☒ Bubble Wrap ☐ Bubble Bags ☐ None ☐ Other _____ Temp Blank: Yes ☒ No _____

Thermometer Used 80344042 179425 Type of Ice: Wet Blue None ☐ Samples on ice, cooling process has begun

Cooler Temperature 5.6° Biological Tissue is Frozen: Yes No

Date and Initials of person examining contents: 7/23/09 JR

Temp should be above freezing to 6°C

		Comments:
Chain of Custody Present:	☑Yes ☐No ☐N/A	1.
Chain of Custody Filled Out:	☑Yes ☐No ☐N/A	2.
Chain of Custody Relinquished:	☑Yes ☐No ☐N/A	3.
Sampler Name & Signature on COC:	☑Yes ☐No ☐N/A	4.
Samples Arrived within Hold Time:	☑Yes ☐No ☐N/A	5.
Short Hold Time Analysis (<72hr):	☐Yes ☑No ☐N/A	6.
Rush Turn Around Time Requested:	☑Yes ☐No ☐N/A	7. 5 day
Sufficient Volume:	☑Yes ☐No ☐N/A	8.
Correct Containers Used:	☑Yes ☐No ☐N/A	9.
-Pace Containers Used:	☑Yes ☐No ☐N/A	
Containers Intact:	☑Yes ☐No ☐N/A	10.
Filtered volume received for Dissolved tests	☐Yes ☐No ☑N/A	11.
Sample Labels match COC:	☑Yes ☐No ☐N/A	12.
-Includes date/time/ID/Analysis Matrix: SL		
All containers needing acid/base preservation have been checked. Noncompliance are noted in 13.	☐Yes ☐No ☑N/A	13.
All containers needing preservation are found to be in compliance with EPA recommendation.	☐Yes ☐No ☑N/A	
Exceptions: VOA,Coliform, TOC, Oil and Grease, WI-DRO (water)	☐Yes ☑No	Initial when completed / Lot # of added preservative
Samples checked for dechlorination:	☐Yes ☐No ☑N/A	14.
Headspace in VOA Vials (>6mm):	☐Yes ☐No ☑N/A	15.
Trip Blank Present:	☐Yes ☑No ☐N/A	16.
Trip Blank Custody Seals Present	☐Yes ☐No ☑N/A	
Pace Trip Blank Lot # (if purchased):		

Client Notification/ Resolution:

Person Contacted: _____ Date/Time: _____ Field Data Required? Y / N

Comments/ Resolution: _____

Project Manager Review: _____ Date: 07/23/09

Note: Whenever there is a discrepancy affecting North Carolina compliance samples, a copy of this form will be sent to the North Carolina DEHNR Certification Office (i.e out of hold, incorrect preservative, out of temp, incorrect containers)

7-23-09

Appendix B

Sample Analysis Summary

Pace Analytical Services, Inc.
1700 Elm Street - Suite 200
Minneapolis, MN 55414

Tel: 612-607-1700
Fax: 612- 607-6444

Method 8290 Sample Analysis Results

Client - Pioneer Technologies Corporation

Client's Sample ID	SP07-ZONE2-072209		
Lab Sample ID	1099878001		
Filename	R90728A_08		
Injected By	SMT		
Total Amount Extracted	11.2 g	Matrix	Solid
% Moisture	15.7	Dilution	NA
Dry Weight Extracted	9.48 g	Collected	07/22/2009 10:00
ICAL ID	R90512GC2	Received	07/23/2009 09:31
CCal Filename(s)	R90727B_15 & R90728A_13	Extracted	07/24/2009 14:15
Method Blank ID	BLANK-20735	Analyzed	07/28/2009 09:18

Native Isomers	Conc ng/Kg	EMPC ng/Kg	RL ng/Kg		Internal Standards	ng's Added	Percent Recovery
2,3,7,8-TCDF	-----	4.80	0.47	E	2,3,7,8-TCDF-13C	2.00	73
Total TCDF	300.00	-----	0.47		2,3,7,8-TCDD-13C	2.00	84
					1,2,3,7,8-PeCDF-13C	2.00	85
2,3,7,8-TCDD	1.00	-----	0.12	J	2,3,4,7,8-PeCDF-13C	2.00	85
Total TCDD	47.00	-----	0.12		1,2,3,7,8-PeCDD-13C	2.00	99
					1,2,3,4,7,8-HxCDF-13C	2.00	74
1,2,3,7,8-PeCDF	2.60	-----	1.20	J	1,2,3,6,7,8-HxCDF-13C	2.00	71
2,3,4,7,8-PeCDF	53.00	-----	0.64		2,3,4,6,7,8-HxCDF-13C	2.00	72
Total PeCDF	540.00	-----	0.94		1,2,3,7,8,9-HxCDF-13C	2.00	77
					1,2,3,4,7,8-HxCDD-13C	2.00	80
1,2,3,7,8-PeCDD	2.60	-----	0.24	J	1,2,3,6,7,8-HxCDD-13C	2.00	75
Total PeCDD	52.00	-----	0.24		1,2,3,4,6,7,8-HpCDF-13C	2.00	69
					1,2,3,4,7,8,9-HpCDF-13C	2.00	71
1,2,3,4,7,8-HxCDF	5.60	-----	1.40		1,2,3,4,6,7,8-HpCDD-13C	2.00	81
1,2,3,6,7,8-HxCDF	12.00	-----	1.50		OCDD-13C	4.00	65
2,3,4,6,7,8-HxCDF	26.00	-----	0.32				
1,2,3,7,8,9-HxCDF	-----	0.65	0.22	I	1,2,3,4-TCDD-13C	2.00	NA
Total HxCDF	350.00	-----	0.87		1,2,3,7,8,9-HxCDD-13C	2.00	NA
1,2,3,4,7,8-HxCDD	3.40	-----	0.41	J	2,3,7,8-TCDD-37Cl4	0.20	87
1,2,3,6,7,8-HxCDD	14.00	-----	0.26				
1,2,3,7,8,9-HxCDD	7.20	-----	0.50				
Total HxCDD	160.00	-----	0.39				
1,2,3,4,6,7,8-HpCDF	73.00	-----	0.15		Total 2,3,7,8-TCDD		
1,2,3,4,7,8,9-HpCDF	4.00	-----	0.25	J	Equivalence: 35 ng/Kg		
Total HpCDF	230.00	-----	0.20		(Using 2005 WHO Factors - Using PRL/2 where ND)		
1,2,3,4,6,7,8-HpCDD	600.00	-----	0.17				
Total HpCDD	1900.00	-----	0.17				
OCDF	210.00	-----	0.25				
OCDD	6600.00	-----	0.31				

Conc = Concentration (Totals include 2,3,7,8-substituted isomers).
EMPC = Estimated Maximum Possible Concentration
RL = Reporting Limit.

ND = Not Detected
NA = Not Applicable
NC = Not Calculated

Results reported on a dry weight basis and are valid to no more than 2 significant figures.
J = Value below calibration range
E = PCDE Interference
I = Interference present

REPORT OF LABORATORY ANALYSIS

This report shall not be reproduced, except in full,
without the written consent of Pace Analytical Services, Inc.

Pace Analytical Services, Inc.
1700 Elm Street - Suite 200
Minneapolis, MN 55414

Tel: 612-607-1700
Fax: 612- 607-6444

Method 8290 Sample Analysis Results

Client - Pioneer Technologies Corporation

Client's Sample ID	SP08-ZONE4-072209-1		
Lab Sample ID	1099878002		
Filename	R90728A_09		
Injected By	SMT		
Total Amount Extracted	11.3 g	Matrix	Solid
% Moisture	3.1	Dilution	NA
Dry Weight Extracted	10.9 g	Collected	07/22/2009 10:15
ICAL ID	R90512GC2	Received	07/23/2009 09:31
CCal Filename(s)	R90727B_15 & R90728A_13	Extracted	07/24/2009 14:15
Method Blank ID	BLANK-20735	Analyzed	07/28/2009 10:11

Native Isomers	Conc ng/Kg	EMPC ng/Kg	RL ng/Kg		Internal Standards	ng's Added	Percent Recovery
2,3,7,8-TCDF	ND	-----	0.21		2,3,7,8-TCDF-13C	2.00	71
Total TCDF	0.31	-----	0.21	J	2,3,7,8-TCDD-13C	2.00	82
					1,2,3,7,8-PeCDF-13C	2.00	84
2,3,7,8-TCDD	ND	-----	0.26		2,3,4,7,8-PeCDF-13C	2.00	86
Total TCDD	ND	-----	0.26		1,2,3,7,8-PeCDD-13C	2.00	102
					1,2,3,4,7,8-HxCDF-13C	2.00	73
1,2,3,7,8-PeCDF	ND	-----	0.30		1,2,3,6,7,8-HxCDF-13C	2.00	68
2,3,4,7,8-PeCDF	-----	0.30	0.26	I	2,3,4,6,7,8-HxCDF-13C	2.00	71
Total PeCDF	1.20	-----	0.28	BJ	1,2,3,7,8,9-HxCDF-13C	2.00	74
					1,2,3,4,7,8-HxCDD-13C	2.00	76
1,2,3,7,8-PeCDD	ND	-----	0.30		1,2,3,6,7,8-HxCDD-13C	2.00	72
Total PeCDD	ND	-----	0.30		1,2,3,4,6,7,8-HpCDF-13C	2.00	67
					1,2,3,4,7,8,9-HpCDF-13C	2.00	70
1,2,3,4,7,8-HxCDF	-----	0.40	0.25	I	1,2,3,4,6,7,8-HpCDD-13C	2.00	79
1,2,3,6,7,8-HxCDF	-----	0.55	0.27	I	OCDD-13C	4.00	61
2,3,4,6,7,8-HxCDF	-----	0.53	0.20	I			
1,2,3,7,8,9-HxCDF	-----	0.29	0.24	I	1,2,3,4-TCDD-13C	2.00	NA
Total HxCDF	6.20	-----	0.24	B	1,2,3,7,8,9-HxCDD-13C	2.00	NA
1,2,3,4,7,8-HxCDD	-----	0.40	0.33	I	2,3,7,8-TCDD-37Cl4	0.20	88
1,2,3,6,7,8-HxCDD	1.10	-----	0.26	J			
1,2,3,7,8,9-HxCDD	-----	0.85	0.53	I			
Total HxCDD	7.40	-----	0.38				
1,2,3,4,6,7,8-HpCDF	4.20	-----	0.31	J	Total 2,3,7,8-TCDD		
1,2,3,4,7,8,9-HpCDF	-----	0.52	0.35	I	Equivalence: 0.88 ng/Kg		
Total HpCDF	13.00	-----	0.33		(Using 2005 WHO Factors - Using PRL/2 where ND)		
1,2,3,4,6,7,8-HpCDD	24.00	-----	0.33				
Total HpCDD	46.00	-----	0.33				
OCDF	13.00	-----	0.67				
OCDD	200.00	-----	0.80				

Conc = Concentration (Totals include 2,3,7,8-substituted isomers).
EMPC = Estimated Maximum Possible Concentration
RL = Reporting Limit.

ND = Not Detected
NA = Not Applicable
NC = Not Calculated

Results reported on a dry weight basis and are valid to no more than 2 significant figures.
J = Value below calibration range
B = Less than 10x higher than method blank level
I = Interference present

REPORT OF LABORATORY ANALYSIS

This report shall not be reproduced, except in full,
without the written consent of Pace Analytical Services, Inc.

Pace Analytical Services, Inc.
1700 Elm Street - Suite 200
Minneapolis, MN 55414

Tel: 612-607-1700
Fax: 612- 607-6444

Method 8290 Sample Analysis Results

Client - Pioneer Technologies Corporation

Client's Sample ID	SP08-ZONE4-072209-2		
Lab Sample ID	1099878003		
Filename	R90728A_10		
Injected By	SMT		
Total Amount Extracted	11.2 g	Matrix	Solid
% Moisture	4.3	Dilution	NA
Dry Weight Extracted	10.7 g	Collected	07/22/2009 10:30
ICAL ID	R90512GC2	Received	07/23/2009 09:31
CCal Filename(s)	R90727B_15 & R90728A_13	Extracted	07/24/2009 14:15
Method Blank ID	BLANK-20735	Analyzed	07/28/2009 11:04

Native Isomers	Conc ng/Kg	EMPC ng/Kg	RL ng/Kg		Internal Standards	ng's Added	Percent Recovery
2,3,7,8-TCDF	0.31	-----	0.25	J	2,3,7,8-TCDF-13C	2.00	70
Total TCDF	1.00	-----	0.25		2,3,7,8-TCDD-13C	2.00	82
					1,2,3,7,8-PeCDF-13C	2.00	79
2,3,7,8-TCDD	ND	-----	0.23		2,3,4,7,8-PeCDF-13C	2.00	82
Total TCDD	ND	-----	0.23		1,2,3,7,8-PeCDD-13C	2.00	97
					1,2,3,4,7,8-HxCDF-13C	2.00	75
1,2,3,7,8-PeCDF	ND	-----	0.43		1,2,3,6,7,8-HxCDF-13C	2.00	71
2,3,4,7,8-PeCDF	0.36	-----	0.28	J	2,3,4,6,7,8-HxCDF-13C	2.00	71
Total PeCDF	2.10	-----	0.36	BJ	1,2,3,7,8,9-HxCDF-13C	2.00	75
					1,2,3,4,7,8-HxCDD-13C	2.00	79
1,2,3,7,8-PeCDD	-----	0.41	0.37	I	1,2,3,6,7,8-HxCDD-13C	2.00	74
Total PeCDD	ND	-----	0.37		1,2,3,4,6,7,8-HpCDF-13C	2.00	63
					1,2,3,4,7,8,9-HpCDF-13C	2.00	64
1,2,3,4,7,8-HxCDF	0.74	-----	0.30	BJ	1,2,3,4,6,7,8-HpCDD-13C	2.00	74
1,2,3,6,7,8-HxCDF	0.66	-----	0.36	BJ	OCDD-13C	4.00	47
2,3,4,6,7,8-HxCDF	0.73	-----	0.38	BJ			
1,2,3,7,8,9-HxCDF	ND	-----	0.43		1,2,3,4-TCDD-13C	2.00	NA
Total HxCDF	7.90	-----	0.37		1,2,3,7,8,9-HxCDD-13C	2.00	NA
1,2,3,4,7,8-HxCDD	ND	-----	0.51		2,3,7,8-TCDD-37Cl4	0.20	88
1,2,3,6,7,8-HxCDD	1.20	-----	0.45	J			
1,2,3,7,8,9-HxCDD	-----	0.84	0.60	I			
Total HxCDD	6.50	-----	0.52				
1,2,3,4,6,7,8-HpCDF	4.50	-----	0.33	J	Total 2,3,7,8-TCDD		
1,2,3,4,7,8,9-HpCDF	1.00	-----	0.46	J	Equivalence: 1.2 ng/Kg		
Total HpCDF	16.00	-----	0.39		(Using 2005 WHO Factors - Using PRL/2 where ND)		
1,2,3,4,6,7,8-HpCDD	24.00	-----	0.39				
Total HpCDD	53.00	-----	0.39				
OCDF	14.00	-----	1.50				
OCDD	230.00	-----	1.30				

Conc = Concentration (Totals include 2,3,7,8-substituted isomers).
EMPC = Estimated Maximum Possible Concentration
RL = Reporting Limit.

ND = Not Detected
NA = Not Applicable
NC = Not Calculated

Results reported on a dry weight basis and are valid to no more than 2 significant figures.
J = Value below calibration range
B = Less than 10x higher than method blank level
I = Interference present

REPORT OF LABORATORY ANALYSIS

This report shall not be reproduced, except in full,
without the written consent of Pace Analytical Services, Inc.

Pace Analytical Services, Inc.
1700 Elm Street - Suite 200
Minneapolis, MN 55414

Tel: 612-607-1700
Fax: 612- 607-6444

Method 8290 Blank Analysis Results

Lab Sample ID	BLANK-20735	Matrix	Solid
Filename	R90728A_07	Dilution	NA
Total Amount Extracted	10.1 g	Extracted	07/24/2009 14:15
ICAL ID	R90512GC2	Analyzed	07/28/2009 08:25
CCal Filename(s)	R90727B_15 & R90728A_13	Injected By	SMT

Native Isomers	Conc ng/Kg	EMPC ng/Kg	RL ng/Kg		Internal Standards	ng's Added	Percent Recovery
2,3,7,8-TCDF	-----	0.17	0.150	I	2,3,7,8-TCDF-13C	2.00	59
Total TCDF	ND	-----	0.150		2,3,7,8-TCDD-13C	2.00	71
					1,2,3,7,8-PeCDF-13C	2.00	72
2,3,7,8-TCDD	ND	-----	0.230		2,3,4,7,8-PeCDF-13C	2.00	74
Total TCDD	0.81	-----	0.230	J	1,2,3,7,8-PeCDD-13C	2.00	90
					1,2,3,4,7,8-HxCDF-13C	2.00	68
1,2,3,7,8-PeCDF	ND	-----	0.170		1,2,3,6,7,8-HxCDF-13C	2.00	68
2,3,4,7,8-PeCDF	ND	-----	0.200		2,3,4,6,7,8-HxCDF-13C	2.00	66
Total PeCDF	0.64	-----	0.180	J	1,2,3,7,8,9-HxCDF-13C	2.00	64
					1,2,3,4,7,8-HxCDD-13C	2.00	75
1,2,3,7,8-PeCDD	0.14	-----	0.120	J	1,2,3,6,7,8-HxCDD-13C	2.00	73
Total PeCDD	0.14	-----	0.120	J	1,2,3,4,6,7,8-HpCDF-13C	2.00	68
					1,2,3,4,7,8,9-HpCDF-13C	2.00	58
1,2,3,4,7,8-HxCDF	0.18	-----	0.130	J	1,2,3,4,6,7,8-HpCDD-13C	2.00	74
1,2,3,6,7,8-HxCDF	0.23	-----	0.110	J	OCDD-13C	4.00	53
2,3,4,6,7,8-HxCDF	0.18	-----	0.089	J			
1,2,3,7,8,9-HxCDF	ND	-----	0.120		1,2,3,4-TCDD-13C	2.00	NA
Total HxCDF	0.74	-----	0.110	J	1,2,3,7,8,9-HxCDD-13C	2.00	NA
1,2,3,4,7,8-HxCDD	-----	0.12	0.110	I	2,3,7,8-TCDD-37Cl4	0.20	80
1,2,3,6,7,8-HxCDD	ND	-----	0.120				
1,2,3,7,8,9-HxCDD	ND	-----	0.120				
Total HxCDD	ND	-----	0.110				
1,2,3,4,6,7,8-HpCDF	0.28	-----	0.130	J	Total 2,3,7,8-TCDD		
1,2,3,4,7,8,9-HpCDF	ND	-----	0.180		Equivalence: 0.40 ng/Kg		
Total HpCDF	0.28	-----	0.160	J	(Using 2005 WHO Factors - Using PRL/2 where ND)		
1,2,3,4,6,7,8-HpCDD	0.98	-----	0.240	J			
Total HpCDD	1.70	-----	0.240	J			
OCDF	0.79	-----	0.440	J			
OCDD	8.40	-----	0.910	J			

Conc = Concentration (Totals include 2,3,7,8-substituted isomers).
EMPC = Estimated Maximum Possible Concentration
RL = Reporting Limit

Results reported on a dry weight basis and are valid to no more than 2 significant figures.
J = Value below calibration range
I = Interference present

REPORT OF LABORATORY ANALYSIS

This report shall not be reproduced, except in full,
without the written consent of Pace Analytical Services, Inc.

Pace Analytical Services, Inc.
1700 Elm Street - Suite 200
Minneapolis, MN 55414

Tel: 612-607-1700
Fax: 612- 607-6444

Method 8290 Laboratory Control Spike Results

Lab Sample ID	LCS-20736		
Filename	R90729B_12	Matrix	Solid
Total Amount Extracted	10.1 g	Dilution	NA
ICAL ID	R90512GC2	Extracted	07/24/2009 14:15
CCal Filename(s)	R90729A_07 & R90729B_13	Analyzed	07/29/2009 23:40
Method Blank ID	BLANK-20735	Injected By	SMT

Native Isomers	**Qs** (ng)	**Qm** (ng)	% Rec.	**Internal Standards**	**ng's Added**	**Percent Recovery**
2,3,7,8-TCDF	0.20	0.22	108	2,3,7,8-TCDF-13C	2.00	61
Total TCDF				2,3,7,8-TCDD-13C	2.00	74
				1,2,3,7,8-PeCDF-13C	2.00	74
2,3,7,8-TCDD	0.20	0.20	98	2,3,4,7,8-PeCDF-13C	2.00	75
Total TCDD				1,2,3,7,8-PeCDD-13C	2.00	90
				1,2,3,4,7,8-HxCDF-13C	2.00	69
1,2,3,7,8-PeCDF	1.00	1.06	106	1,2,3,6,7,8-HxCDF-13C	2.00	68
2,3,4,7,8-PeCDF	1.00	1.01	101	2,3,4,6,7,8-HxCDF-13C	2.00	71
Total PeCDF				1,2,3,7,8,9-HxCDF-13C	2.00	68
				1,2,3,4,7,8-HxCDD-13C	2.00	77
1,2,3,7,8-PeCDD	1.00	0.99	99	1,2,3,6,7,8-HxCDD-13C	2.00	78
Total PeCDD				1,2,3,4,6,7,8-HpCDF-13C	2.00	71
				1,2,3,4,7,8,9-HpCDF-13C	2.00	62
1,2,3,4,7,8-HxCDF	1.00	1.03	103	1,2,3,4,6,7,8-HpCDD-13C	2.00	79
1,2,3,6,7,8-HxCDF	1.00	1.08	108	OCDD-13C	4.00	52
2,3,4,6,7,8-HxCDF	1.00	1.07	107			
1,2,3,7,8,9-HxCDF	1.00	1.06	106	1,2,3,4-TCDD-13C	2.00	NA
Total HxCDF				1,2,3,7,8,9-HxCDD-13C	2.00	NA
1,2,3,4,7,8-HxCDD	1.00	1.00	100	2,3,7,8-TCDD-37Cl4	0.20	78
1,2,3,6,7,8-HxCDD	1.00	1.02	102			
1,2,3,7,8,9-HxCDD	1.00	1.07	107			
Total HxCDD						
1,2,3,4,6,7,8-HpCDF	1.00	1.07	107			
1,2,3,4,7,8,9-HpCDF	1.00	1.05	105			
Total HpCDF						
1,2,3,4,6,7,8-HpCDD	1.00	0.98	98			
Total HpCDD						
OCDF	2.00	1.95	97			
OCDD	2.00	2.23	112			

Qs = Quantity Spiked
Qm = Quantity Measured
Rec. = Recovery (Expressed as Percent)
P = Recovery outside of target range
X = Background subtracted value
Y = RF averaging used in calculations
Nn = Value obtained from additional analysis
NA = Not Applicable
* = See Discussion

REPORT OF LABORATORY ANALYSIS

This report shall not be reproduced, except in full,
without the written consent of Pace Analytical Services, Inc.

DRAGON
Analytical Laboratory

RCRA CHAIN OF CUSTODY RECORD

2818 Madrona Beach Rd. NW, Olympia, WA 98502
Phone: (360) 866-0543 Fax: (360) 866-0556
Email: DragonLab@comcast.net
Website: dragonlaboratory.com

Page ____ of ____

Samples Collected By: KR
Contact Number: 360 570 1700

Client: PTC
Address: 2612 Yelm Hwy SE Olympia WA 98501

Phone: 360-570-1700
Fax: ____
Email: robertsk@uspioneer.com

Project Name: East Bay IA Stockpile
Project Location: ____
Project Number: ____

Project P.O.: Credit Card
Contact Person: ____
DAL Project No.: 090729-04

Matrix Code:
WW = wastewater GW = groundwater S = soil or solid
SL = sludge V = vapor O = other

Sample Identification	Sample Matrix	Date Sampled	Time Sampled	Container Type	MtBE/BTEX (EPA 8021b)	Gasoline (NWTPH-Gx)	Diesel (NWTPH-Dx)	Diesel & Oil (NWTPH-Dx)	Fuel Scan (NWTPH-HCID)	VOC's (EPA 8021b)	Organochlorine Pesticides (EPA 8081)	PCB's (EPA 8082)	Volatiles (EPA 8260)	PAH's (EPA 8100 or 8270/8270SIM)	Semi-Volatiles (EPA 8270)	Ignitability (EPA 1010)	Oil and Grease (EPA 1664 HEM)	pH (EPA 9040/9045)	Specific Conductance (EPA 9050)	Paint Filter Test (EPA 9095)	Heavy Metals* (EPA 7000 Series)	Biogenic Gases (EPA 3C)	Natural Attenuation Indicators	Gross Alpha Radioactivity (EPA 900)	Gross Beta Radioactivity (EPA 900)
SP09-Zone1-072909	S	072909	1000	2 4oz 3encore	X	X		X						X							X				
SP10-Zone2-072909	S	072909	1030	2 4oz 3Encore	X	X		X						X							X				

Relinquished by (Signature) Kara Roloff Date/Time 7/29/09
Received by (Signature) Date/Time 7/29/09 1205
Relinquished by (Signature) Date/Time
Received by (Signature) Date/Time

Turn-Around-Time
- ☐ Same Day
- ☐ 24 Hour
- ☐ 48 Hour
- ☒ 5 Day Email
- ☐ 10 Day
- ☐ Other: ____

Sample Disposal Instructions: ☐ DAL Disposal @ $2.50 per Container ☐ Return ☐ Pickup

***Heavy Metals**: Please circle the desired analytes.

Ag Al (As) Ba Be (Cd) Cr Cr-VI Co Cu Fe Hg Li Mg Mn Mo Ni (Pb) Sb Se Tl V Zn - Total
Ag Al As Ba Be Cd Cr Cr-VI Co Cu Fe Hg Li Mg Mn Mo Ni Pb Sb Se Tl V Zn - Dissolved
Ag Al As Ba Be Cd Cr Cr-VI Co Cu Fe Hg Li Mg Mn Mo Ni Pb Sb Se Tl V Zn - TCLP

DRAGON ANALYTICAL LABORATORY

2818 Madrona Beach Rd NW, Olympia WA 98502
(360) 866-0543

Hazardous Waste, Microbiology, NPDES, Potable and Non-potable Water
Mobile Environmental Laboratory

Pioneer Technologies Corporation
Project: East Bay IA Stockpiles

DAL Number: 090729-04

ANALYTICAL RESULTS FOR THE ANALYSIS OF FUEL IN SOIL

Sample Identification	Date Analyzed	Percent Solids (%)	Diesel Fuel #2 NWTPH-Dx (mg/kg)	Heavy Oil NWTPH-Dx (mg/kg)	Surrogate Recovery 2-FBP (%)	Data Flags
Method Blank	8/2/2009	n/a	nd	nd	72.5	
SP09-ZONE1-072909	8/2/2009	88.0	nd	nd	105	
SP10-ZONE2-072909	8/2/2009	83.9	nd	**349**	112	
LCS	8/2/2009	n/a	107%	n/a	n/a	
090802-MS	8/2/2009	n/a	110%	n/a	n/a	
090802-MSD	8/2/2009	n/a	100%	n/a	n/a	
SP09-ZONE1-072909 Dup.	8/2/2009	88.0	nd	nd	115	
Method Reporting Limits			25	100		

WA-DOE-Laboratory Certification No.: C2013
"nd" indicates the analyte was not detected at or above the listed Method Reporting Limit.
"n/a" indicates not applicable
Sample results based on dry weight.
Comments and Explanations: None

Analyst: T. McCall
Data reviewed by: R Lewis

DRAGON ANALYTICAL LABORATORY

2818 Madrona Beach Rd NW, Olympia WA 98502
(360) 866-0543

Hazardous Waste, Microbiology, NPDES, Potable and Non-potable Water
Mobile Environmental Laboratory

Pioneer Technologies Corporation
Project: East Bay IA Stockpiles

DAL Number: 090729-04

ANALYTICAL RESULTS FOR THE ANALYSIS OF GASOLINE RANGE ORGANICS IN SOIL

Sample Identification	Date Analyzed	Percent Solids (%)	Benzene EPA 8021B (mg/kg)	Toluene EPA 8021B (mg/kg)	Ethylbenzene EPA 8021B (mg/kg)	m&p-Xylene EPA 8021B (mg/kg)	o-Xylene EPA 8021B (mg/kg)	Gasoline NWTPH-Gx (mg/kg)	Surrogate Recovery BFB (%)	Data Flags
Method Blank	8/2/2009	n/a	nd	nd	nd	nd	nd	nd	92.9	
SP09-ZONE1-072909	8/2/2009	88.0	nd	nd	nd	nd	nd	nd	85.8	
SP10-ZONE2-072909	8/2/2009	83.9	nd	nd	nd	nd	nd	nd	71.0	
LCS	8/2/2009	n/a	96.2%	95.7%	112.0%	87.5%	83.7%	94.5%	n/a	
090802-MS	8/2/2009	n/a	93.2%	108%	78.8%	71.2%	81.8%	84.8%	n/a	
090802-MSD	8/2/2009	n/a	95.0%	94.8%	83.3%	82.0%	107%	86.0%	n/a	
SP10-ZONE2-072909 Dup.	8/2/2009	88.0	nd	nd	nd	nd	nd	nd	91.1	
Method Reporting Limits			0.05	0.10	0.10	0.10	0.10	5.0		

WA-DOE-Laboratory Certification No.: C2013
"nd" indicates the analyte was not detected at or above the listed Method Reporting Limit.
"n/a" indicates not applicable
Sample results based on dry weight.

Comments and Explanations: None

Analyst: T. McCall
Data reviewed by: R Lewis

DRAGON ANALYTICAL LABORATORY

2818 Madrona Beach Rd NW, Olympia WA 98502
(360) 866-0543

Hazardous Waste, Microbiology, NPDES, Potable and Non-potable Water
Mobile Environmental Laboratory

Pioneer Technologies Corporation
Project: East Bay IA Stockpiles

DAL Number: 090729-04

ANALYTICAL RESULTS FOR THE ANALYSIS OF HEAVY METALS IN SOIL BY EPA METHOD 6020 A

Sample Identification	Date Analyzed	Percent Solids	Arsenic (As)	Cadmium (Cd)	Lead (Pb)
Chemical Abstract Number (CAS)			7440-38-2	7440-43-9	7439-92-1
Units		(%)	(mg/kg)	(mg/kg)	(mg/kg)
Method Blank	8/3/2009	n/a	nd	nd	nd
SP09-ZONE1-072909	8/3/2009	88.0	**5.60**	**nd**	**7.65**
SP10-ZONE2-072909	8/3/2009	83.9	**14.4**	**0.75**	**119**
LCS	8/3/2009	n/a	101%	94.0%	89.7%
090803-MS	8/3/2009	n/a	127%	100%	78%
090803-MSD	8/3/2009	n/a	100%	82%	48%
SP10-ZONE2-072909 Dup.	8/3/2009	83.9	12.3	0.66	102
Method Reporting Limits			0.25	0.25	0.25

WA-DOE-Laboratory Certification No.: C2013
"nd" indicates the analyte was not detected at or above the listed Method Reporting Limit.
"n/a" indicates not applicable
"MI" indicates Matrix Interference
Sample results based on dry weight.
Comments and Explanations: None

Analyst: T. McCall
Data reviewed by: R Lewis

DRAGON ANALYTICAL LABORATORY

2818 Madrona Beach Rd NW, Olympia WA 98502
(360) 866-0543

Hazardous Waste, Microbiology, NPDES, Potable and Non-potable Water
Mobile Environmental Laboratory

Pioneer Technologies Corporation
Project: East Bay IA Stockpiles

DAL Number: 090729-04

ANALYTICAL RESULTS FOR THE ANALYSIS OF SEMI-VOLATILE COMPOUNDS IN SOIL BY EPA METHOD 827(

Sample Identification			Blank	SP09-ZONE1-072109	SP10-ZONE2-072109	SP09-ZONE1-072109 Dup.	LCS	090803-MS	090803-MSD
Percent Solids (%)			n/a	88.0	83.9	88	n/a	n/a	n/a
Date Extracted	CAS	MRL	8/3/2009	8/3/2009	8/3/2009	8/3/2009	8/3/2009	8/3/2009	8/3/2009
Date Anlayzed	Number	(mg/kg)	8/3/2009	8/3/2009	8/3/2009	8/3/2009	8/3/2009	8/3/2009	8/3/2009
Benzo(a)anthracene	56-55-3	0.01	nd	**0.02**	**0.32**	0.02	97.2%	49.0%	49.2%
Benzo(a)pyrene	50-32-8	0.01	nd	nd	**0.97**	nd	n/a	n/a	n/a
Benzo(b)fluoranthene	205-99-2	0.01	nd	nd	**1.03**	nd	n/a	n/a	n/a
Benzo(k)fluoranthene	207-08-9	0.01	nd	nd	**0.29**	nd	n/a	n/a	n/a
Chrysene	218-01-9	0.01	nd	nd	**0.85**	nd	97.1%	48.1%	48.3%
Dibenzo(a,h)anthracene	53-70-3	0.01	nd	nd	**0.32**	nd	n/a	n/a	n/a
Ideno(1,2,3-cd)pyrene	193-39-5	0.01	nd	nd	**0.58**	nd	107%	51.7%	52.0%
1-Methylnaphthalene	90-12-0	0.01	nd	nd	**0.02**	nd	n/a	n/a	n/a
2-Methylnaphthalene	91-57-6	0.01	nd	nd	**0.02**	nd	n/a	n/a	n/a
Naphthalene	91-20-3	0.01	nd	nd	**0.04**	nd	n/a	n/a	n/a
Surrogate Recovery (%)									
2-Fluorophenol			54.4	49.6	48.3	50.0	98.9	41.6	41.7
Phenol-d6			57.5	52.5	53.4	53.1	99.6	42.3	42.4
Nitrobenzene-d5			57.5	55.6	50.9	56.1	78.1	57.5	57.5
2-Fluorobiphenol			68.9	126	118	124	82.6	122	121
2,4,6-Tribromophenol			46.5	46.4	54.5	47.2	104	42.7	42.4
Terphenyl-d14			61.5	65.9	62.3	65.4	85.4	61.9	61.5
Data Flags									

WA-DOE-Laboratory Certification No.: C2013
"nd" indicates the analyte was not detected at or above the listed Method Reporting Limit.
"n/a" indicates not applicable
Sample results based on dry weight.
Comments and Explanations: None

Analyst: T. McCall
Data reviewed by: R Lewis

Pace Analytical®
www.pacelabs.com

CHAIN-OF-CUSTODY / Analytical Request Document

The Chain-of-Custody is a LEGAL DOCUMENT. All relevant fields must be completed accurately.

See RI Expectations Sent Previously

10100830

Page: of

1304776

Section A Required Client Information:

Company: PTC

Address: 2612 Yelm Hwy SE Olympia WA 98501

Email To: robertsk@cuspioneer.com

Phone: 360 570 1700 Fax:

Requested Due Date/TAT: 5day TAT

Section B Required Project Information:

Report To:

Copy To:

Purchase Order No.: Credit Card

Project Name: East Bay IA Stockpile

Project Number:

Section C Invoice Information:

Attention:

Company Name:

Address:

Pace Quote Reference:

Pace Project Manager:

Pace Profile #:

REGULATORY AGENCY

☐ NPDES ☐ GROUND WATER ☐ DRINKING WATER

☐ UST ☐ RCRA ☐ OTHER

Site Location STATE: WA

Report No: 080330 8290

Section D Required Client Information

SAMPLE ID (A-Z, 0-9 / ,-) Sample IDs MUST BE UNIQUE

Matrix Codes MATRIX / CODE: Drinking Water DW; Water WT; Waste Water WW; Product P; Soil/Solid SL; Oil OL; Wipe WP; Air AR; Tissue TS; Other OT

ITEM #	SAMPLE ID	MATRIX CODE (see valid codes to left)	SAMPLE TYPE (G=GRAB C=COMP)	COLLECTED COMPOSITE START DATE	COLLECTED COMPOSITE START TIME	COLLECTED COMPOSITE END/GRAB DATE	COLLECTED COMPOSITE END/GRAB TIME	SAMPLE TEMP AT COLLECTION	# OF CONTAINERS	Preservatives: Unpreserved	H_2SO_4	HNO_3	HCl	NaOH	$Na_2S_2O_3$	Methanol	Other	Analysis Test Y/N	Requested Analysis Filtered (Y/N): Dioxin Furans 8290A/	PAH 8270C	Residual Chlorine (Y/N)	Pace Project No./ Lab I.D.
1	SP09-Zone1-072909	SL	G	072909	1000				2										X	X			10100330001
2	SP10-Zone2-072909	SL	G	072909	1030				2										X	X			002
3																							
4																							
5																							
6																							
7																							
8																							
9																							
10																							
11																							
12																							

ADDITIONAL COMMENTS	RELINQUISHED BY / AFFILIATION	DATE	TIME	ACCEPTED BY / AFFILIATION	DATE	TIME	SAMPLE CONDITIONS: Temp in °C	Received on Ice (Y/N)	Custody Sealed Cooler (Y/N)	Samples Intact (Y/N)
5 day TAT by Email	Kara Roberts	072909			7/29/09	1450	8.6	Y	Y	Y

ORIGINAL

SAMPLER NAME AND SIGNATURE

PRINT Name of SAMPLER: Kara Roberts

SIGNATURE of SAMPLER: Kara Roberts

DATE Signed (MM/DD/YY): 072909

*Important Note: By signing this form you are accepting Pace's NET 30 day payment terms and agreeing to late charges of 1.5% per month for any invoices not paid within 30 days.

Pace Analytical Services, Inc.
1700 Elm Street
Minneapolis, MN 55414
Phone: 612.607.1700
Fax: 612.607.6444

www.pacelabs.com

Report Prepared for:

Troy Bussey
Pioneer Technologies Corporation
2612 Yelm Highway S.E.
Suite B
Olympia WA 98501-4826

REPORT OF LABORATORY ANALYSIS FOR PCDD/PCDF

Report Information:

Pace Project #: 10100330
Sample Receipt Date: 07/30/2009
Client Project #: East Bay IA Stockpile
Client Sub PO #: N/A
State Cert #: C218

Invoicing & Reporting Options:

The report provided has been invoiced as a Level 2 PCDD/PCDF Report. If an upgrade of this report package is requested, an additional charge may be applied.

Please review the attached invoice for accuracy and forward any questions to Scott Unze, your Pace Project Manager.

This report has been reviewed and prepared by:

Scott Unze, Project Manager
(612) 607-6383
(612) 607-6444 (fax)
scott.unze@pacelabs.com

Report Prepared Date:
August 4, 2009

Report of Laboratory Analysis

This report should not be reproduced, except in full, without the written consent of Pace Analytical Services, Inc.

The results relate only to the samples included in this report.

Pace Analytical Services, Inc.
1700 Elm Street
Minneapolis, MN 55414
Phone: 612.607.1700
Fax: 612.607.6444

DISCUSSION

This report presents the results from the analyses performed on two samples submitted by a representative of Pioneer Technologies Corporation. The samples were analyzed for the presence or absence of polychlorodibenzo-p-dioxins (PCDDs) and polychlorodibenzofurans (PCDFs) using a modified version of USEPA Method 8290. Reporting limits were based on signal-to-noise calculations. The samples were received within the recommended temperature range of 0-6 degrees Celsius.

The recoveries of the isotopically-labeled PCDD/PCDF internal standards in the sample extracts ranged from 65-119%. All of the labeled standard recoveries obtained for this project were within the 40-135% target range specified in Method 8290. Since the quantification of the native 2,3,7,8-substituted isomers was based on isotope dilution, the data were automatically corrected for variation in recovery and accurate values were obtained.

In some cases, interfering substances impacted the determinations of PCDD or PCDF isomers. The affected values were flagged "I" where incorrect isotope ratios were obtained, or "E" where polychlorinated diphenyl ethers were present.

A laboratory method blank was prepared and analyzed with the sample batch as part of our routine quality control procedures. The results show the blank to contain trace levels of selected isomers. These levels were below the calibration range of the method. Sample levels similar to the corresponding blank levels were flagged "B" on the results tables and may be, at least partially, attributed to the background. It should be noted that levels less than ten times the background are not generally considered to be statistically different from the background.

A laboratory spike sample was also prepared with the sample batch using clean reference matrix that had been fortified with native standards. The results show that the spiked native compounds were recovered at 89-108%. These results indicate a high degree of accuracy for these determinations. Matrix spikes were prepared using a different sample in this extraction batch. Results are available upon request.

This report shall not be reproduced, except in full,
without the written consent of Pace Analytical Services, Inc.

Appendix A

Sample Management

Pace Analytical

Sample Condition Upon Receipt

Client Name: PTC

Project # 10100330

Courier: ☑ Fed Ex ☐ UPS ☐ USPS ☐ Client ☐ Commercial ☐ Pace ☐ Other

Tracking #: 7960 1659 3430

Optional: Proj. Due Date: Proj. Name:

Custody Seal on Cooler/Box Present: ☑ yes ☐ no Seals intact: ☑ yes ☐ no

Packing Material: ☑ Bubble Wrap ☐ Bubble Bags ☐ None ☐ Other

Thermometer Used: 80344042, 179425 Type of Ice: (Wet) Blue None Temp Blank: Yes ✓ No

Cooler Temperature: 0.6 Biological Tissue is Frozen: Yes No ☐ Samples on ice, cooling process has begun

Temp should be above freezing to 6°C

Date and Initials of person examining contents: QL 7/30/09

		Comments:
Chain of Custody Present:	☑Yes ☐No ☐N/A	1.
Chain of Custody Filled Out:	☑Yes ☐No ☐N/A	2.
Chain of Custody Relinquished:	☑Yes ☐No ☐N/A	3.
Sampler Name & Signature on COC:	☑Yes ☐No ☐N/A	4.
Samples Arrived within Hold Time:	☑Yes ☐No ☐N/A	5.
Short Hold Time Analysis (<72hr):	☐Yes ☑No ☐N/A	6.
Rush Turn Around Time Requested:	☑Yes ☐No ☐N/A	7. 5 Day
Sufficient Volume:	☑Yes ☐No ☐N/A	8.
Correct Containers Used:	☑Yes ☐No ☐N/A	9.
-Pace Containers Used:	☑Yes ☐No ☐N/A	
Containers Intact:	☑Yes ☐No ☐N/A	10.
Filtered volume received for Dissolved tests	☐Yes ☐No ☑N/A	11.
Sample Labels match COC:	☑Yes ☐No ☐N/A	12.
-Includes date/time/ID/Analysis Matrix: SL		
All containers needing acid/base preservation have been checked. Noncompliance are noted in 13.	☐Yes ☐No ☑N/A	13.
All containers needing preservation are found to be in compliance with EPA recommendation.	☐Yes ☐No ☑N/A	
Exceptions: VOA,Coliform, TOC, Oil and Grease, WI-DRO (water)	☐Yes ☑No	Initial when completed / Lot # of added preservative
Samples checked for dechlorination:	☐Yes ☐No ☑N/A	14.
Headspace in VOA Vials (>6mm):	☐Yes ☐No ☑N/A	15.
Trip Blank Present:	☐Yes ☐No ☑N/A	16.
Trip Blank Custody Seals Present	☐Yes ☐No ☑N/A	
Pace Trip Blank Lot # (if purchased):		

Client Notification/ Resolution:

Person Contacted: _____ Date/Time: _____ Field Data Required? Y / N

Comments/ Resolution: _____

Project Manager Review: NEW 7/30/09 Date: _____

Note: Whenever there is a discrepancy affecting North Carolina compliance samples, a copy of this form will be sent to the North Carolina DEHNR Certification Office (i.e out of hold, incorrect preservative, out of temp, incorrect containers)

Appendix B

Sample Analysis Summary

Pace Analytical Services, Inc.
1700 Elm Street - Suite 200
Minneapolis, MN 55414

Tel: 612-607-1700
Fax: 612- 607-6444

Method 8290 Sample Analysis Results

Client - Pioneer Technologies Corporation

Client's Sample ID	SP09-ZONE1-072909		
Lab Sample ID	10100330001		
Filename	R90804A_03		
Injected By	SMT		
Total Amount Extracted	12.5 g	Matrix	Solid
% Moisture	11.1	Dilution	NA
Dry Weight Extracted	11.1 g	Collected	07/29/2009 10:00
ICAL ID	R90512GC2	Received	07/30/2009 11:11
CCal Filename(s)	R90803B_12 & R90804A_07	Extracted	07/30/2009 20:30
Method Blank ID	BLANK-20800	Analyzed	08/04/2009 10:31

Native Isomers	Conc ng/Kg	EMPC ng/Kg	RL ng/Kg		Internal Standards	ng's Added	Percent Recovery
2,3,7,8-TCDF	-----	0.46	0.30	I	2,3,7,8-TCDF-13C	2.00	75
Total TCDF	4.80	-----	0.30		2,3,7,8-TCDD-13C	2.00	90
					1,2,3,7,8-PeCDF-13C	2.00	86
2,3,7,8-TCDD	ND	-----	0.17		2,3,4,7,8-PeCDF-13C	2.00	90
Total TCDD	2.10	-----	0.17		1,2,3,7,8-PeCDD-13C	2.00	104
					1,2,3,4,7,8-HxCDF-13C	2.00	78
1,2,3,7,8-PeCDF	0.33	-----	0.33	BJ	1,2,3,6,7,8-HxCDF-13C	2.00	75
2,3,4,7,8-PeCDF	0.68	-----	0.16	J	2,3,4,6,7,8-HxCDF-13C	2.00	76
Total PeCDF	3.40	-----	0.25	J	1,2,3,7,8,9-HxCDF-13C	2.00	78
					1,2,3,4,7,8-HxCDD-13C	2.00	82
1,2,3,7,8-PeCDD	ND	-----	0.21		1,2,3,6,7,8-HxCDD-13C	2.00	81
Total PeCDD	2.50	-----	0.21	J	1,2,3,4,6,7,8-HpCDF-13C	2.00	73
					1,2,3,4,7,8,9-HpCDF-13C	2.00	76
1,2,3,4,7,8-HxCDF	0.59	-----	0.10	J	1,2,3,4,6,7,8-HpCDD-13C	2.00	86
1,2,3,6,7,8-HxCDF	-----	1.00	0.11	E	OCDD-13C	4.00	72
2,3,4,6,7,8-HxCDF	-----	0.56	0.11	I			
1,2,3,7,8,9-HxCDF	-----	0.26	0.15	I	1,2,3,4-TCDD-13C	2.00	NA
Total HxCDF	10.00	-----	0.12		1,2,3,7,8,9-HxCDD-13C	2.00	NA
1,2,3,4,7,8-HxCDD	0.42	-----	0.13	J	2,3,7,8-TCDD-37Cl4	0.20	92
1,2,3,6,7,8-HxCDD	-----	0.67	0.15	I			
1,2,3,7,8,9-HxCDD	0.56	-----	0.12	J			
Total HxCDD	5.30	-----	0.13				
1,2,3,4,6,7,8-HpCDF	6.30	-----	0.18		Total 2,3,7,8-TCDD		
1,2,3,4,7,8,9-HpCDF	-----	0.62	0.18	I	Equivalence: 0.98 ng/Kg		
Total HpCDF	26.00	-----	0.18		(Using 2005 WHO Factors - Using PRL/2 where ND)		
1,2,3,4,6,7,8-HpCDD	23.00	-----	0.11				
Total HpCDD	64.00	-----	0.11				
OCDF	23.00	-----	0.25				
OCDD	280.00	-----	0.41				

Conc = Concentration (Totals include 2,3,7,8-substituted isomers).
EMPC = Estimated Maximum Possible Concentration
RL = Reporting Limit.

ND = Not Detected
NA = Not Applicable
NC = Not Calculated

Results reported on a dry weight basis and are valid to no more than 2 significant figures.
J = Value below calibration range
B = Less than 10x higher than method blank level
E = PCDE Interference
I = Interference present

REPORT OF LABORATORY ANALYSIS

This report shall not be reproduced, except in full,
without the written consent of Pace Analytical Services, Inc.

Pace Analytical Services, Inc.
1700 Elm Street - Suite 200
Minneapolis, MN 55414

Tel: 612-607-1700
Fax: 612- 607-6444

Method 8290 Sample Analysis Results

Client - Pioneer Technologies Corporation

Client's Sample ID	SP10-ZONE2-072909		
Lab Sample ID	10100330002		
Filename	R90804A_05		
Injected By	SMT		
Total Amount Extracted	16.9 g	Matrix	Solid
% Moisture	12.0	Dilution	5
Dry Weight Extracted	14.9 g	Collected	07/29/2009 10:30
ICAL ID	R90512GC2	Received	07/30/2009 11:11
CCal Filename(s)	R90803B_12 & R90804A_07	Extracted	07/30/2009 20:30
Method Blank ID	BLANK-20800	Analyzed	08/04/2009 13:10

Native Isomers	Conc ng/Kg	EMPC ng/Kg	RL ng/Kg		Internal Standards	ng's Added	Percent Recovery
2,3,7,8-TCDF	ND	-----	3.60		2,3,7,8-TCDF-13C	2.00	75
Total TCDF	190.0	-----	3.60		2,3,7,8-TCDD-13C	2.00	93
					1,2,3,7,8-PeCDF-13C	2.00	92
2,3,7,8-TCDD	ND	-----	3.90		2,3,4,7,8-PeCDF-13C	2.00	90
Total TCDD	ND	-----	3.90		1,2,3,7,8-PeCDD-13C	2.00	119
					1,2,3,4,7,8-HxCDF-13C	2.00	74
1,2,3,7,8-PeCDF	ND	-----	1.80		1,2,3,6,7,8-HxCDF-13C	2.00	70
2,3,4,7,8-PeCDF	36.0	-----	1.80		2,3,4,6,7,8-HxCDF-13C	2.00	71
Total PeCDF	410.0	-----	1.80		1,2,3,7,8,9-HxCDF-13C	2.00	65
					1,2,3,4,7,8-HxCDD-13C	2.00	81
1,2,3,7,8-PeCDD	2.0	-----	0.93	J	1,2,3,6,7,8-HxCDD-13C	2.00	81
Total PeCDD	7.5	-----	0.93	J	1,2,3,4,6,7,8-HpCDF-13C	2.00	71
					1,2,3,4,7,8,9-HpCDF-13C	2.00	79
1,2,3,4,7,8-HxCDF	5.5	-----	0.80	J	1,2,3,4,6,7,8-HpCDD-13C	2.00	82
1,2,3,6,7,8-HxCDF	9.1	-----	0.82	J	OCDD-13C	4.00	74
2,3,4,6,7,8-HxCDF	9.0	-----	0.74	J			
1,2,3,7,8,9-HxCDF	-----	2.0	0.55	I	1,2,3,4-TCDD-13C	2.00	NA
Total HxCDF	180.0	-----	0.73		1,2,3,7,8,9-HxCDD-13C	2.00	NA
1,2,3,4,7,8-HxCDD	-----	1.5	0.67	I	2,3,7,8-TCDD-37Cl4	0.20	98
1,2,3,6,7,8-HxCDD	10.0	-----	0.46	J			
1,2,3,7,8,9-HxCDD	4.6	-----	0.94	J			
Total HxCDD	68.0	-----	0.69				
1,2,3,4,6,7,8-HpCDF	99.0	-----	0.69		Total 2,3,7,8-TCDD		
1,2,3,4,7,8,9-HpCDF	3.6	-----	0.60	BJ	Equivalence: 22 ng/Kg		
Total HpCDF	280.0	-----	0.64		(Using 2005 WHO Factors - Using PRL/2 where ND)		
1,2,3,4,6,7,8-HpCDD	200.0	-----	0.50				
Total HpCDD	430.0	-----	0.50				
OCDF	240.0	-----	1.20				
OCDD	2000.0	-----	1.60				

Conc = Concentration (Totals include 2,3,7,8-substituted isomers).
EMPC = Estimated Maximum Possible Concentration
RL = Reporting Limit.

ND = Not Detected
NA = Not Applicable
NC = Not Calculated

Results reported on a dry weight basis and are valid to no more than 2 significant figures.
J = Value below calibration range
B = Less than 10x higher than method blank level
I = Interference present

REPORT OF LABORATORY ANALYSIS

This report shall not be reproduced, except in full,
without the written consent of Pace Analytical Services, Inc.

Pace Analytical Services, Inc.
1700 Elm Street - Suite 200
Minneapolis, MN 55414

Tel: 612-607-1700
Fax: 612- 607-6444

Method 8290 Blank Analysis Results

Lab Sample Name	DFBLKBC		
Lab Sample ID	BLANK-20800	Matrix	Solid
Filename	R90804A_02	Dilution	NA
Total Amount Extracted	10.3 g	Extracted	07/30/2009 20:30
ICAL ID	R90512GC2	Analyzed	08/04/2009 09:38
CCal Filename(s)	R90803B_12	Injected By	SMT

Native Isomers	Conc ng/Kg	EMPC ng/Kg	RL ng/Kg		Internal Standards	ng's Added	Percent Recovery
2,3,7,8-TCDF	ND	-----	0.150		2,3,7,8-TCDF-13C	2.00	68
Total TCDF	0.25	-----	0.150	J	2,3,7,8-TCDD-13C	2.00	79
					1,2,3,7,8-PeCDF-13C	2.00	78
2,3,7,8-TCDD	ND	-----	0.230		2,3,4,7,8-PeCDF-13C	2.00	84
Total TCDD	ND	-----	0.230		1,2,3,7,8-PeCDD-13C	2.00	97
					1,2,3,4,7,8-HxCDF-13C	2.00	77
1,2,3,7,8-PeCDF	0.27	-----	0.130	J	1,2,3,6,7,8-HxCDF-13C	2.00	76
2,3,4,7,8-PeCDF	-----	0.22	0.090	I	2,3,4,6,7,8-HxCDF-13C	2.00	74
Total PeCDF	0.27	-----	0.110	J	1,2,3,7,8,9-HxCDF-13C	2.00	65
					1,2,3,4,7,8-HxCDD-13C	2.00	78
1,2,3,7,8-PeCDD	-----	0.37	0.160	I	1,2,3,6,7,8-HxCDD-13C	2.00	79
Total PeCDD	ND	-----	0.160		1,2,3,4,6,7,8-HpCDF-13C	2.00	68
					1,2,3,4,7,8,9-HpCDF-13C	2.00	57
1,2,3,4,7,8-HxCDF	-----	0.23	0.160	I	1,2,3,4,6,7,8-HpCDD-13C	2.00	73
1,2,3,6,7,8-HxCDF	-----	0.29	0.170	I	OCDD-13C	4.00	50
2,3,4,6,7,8-HxCDF	-----	0.13	0.110	I			
1,2,3,7,8,9-HxCDF	-----	0.34	0.210	I	1,2,3,4-TCDD-13C	2.00	NA
Total HxCDF	ND	-----	0.160		1,2,3,7,8,9-HxCDD-13C	2.00	NA
1,2,3,4,7,8-HxCDD	-----	0.26	0.180	I	2,3,7,8-TCDD-37Cl4	0.20	85
1,2,3,6,7,8-HxCDD	0.43	-----	0.110	J			
1,2,3,7,8,9-HxCDD	-----	0.34	0.200	I			
Total HxCDD	0.43	-----	0.160	J			
1,2,3,4,6,7,8-HpCDF	0.59	-----	0.160	J	Total 2,3,7,8-TCDD		
1,2,3,4,7,8,9-HpCDF	0.69	-----	0.350	J	Equivalence: 0.34 ng/Kg		
Total HpCDF	1.30	-----	0.250	J	(Using 2005 WHO Factors - Using PRL/2 where ND)		
1,2,3,4,6,7,8-HpCDD	-----	0.77	0.220	I			
Total HpCDD	ND	-----	0.220				
OCDF	1.50	-----	0.470	J			
OCDD	7.80	-----	1.100	J			

Conc = Concentration (Totals include 2,3,7,8-substituted isomers).
EMPC = Estimated Maximum Possible Concentration
RL = Reporting Limit

Results reported on a dry weight basis and are valid to no more than 2 significant figures.
J = Value below calibration range
I = Interference present

REPORT OF LABORATORY ANALYSIS

This report shall not be reproduced, except in full,
without the written consent of Pace Analytical Services, Inc.

Pace Analytical Services, Inc.
1700 Elm Street - Suite 200
Minneapolis, MN 55414

Tel: 612-607-1700
Fax: 612- 607-6444

Method 8290 Laboratory Control Spike Results

Lab Sample ID	LCS-20801		
Filename	R90804A_06	Matrix	Solid
Total Amount Extracted	10.1 g	Dilution	NA
ICAL ID	R90512GC2	Extracted	07/30/2009 20:30
CCal Filename(s)	R90803B_12	Analyzed	08/04/2009 14:01
Method Blank ID	BLANK-20800	Injected By	SMT

Native Isomers	**Qs** (ng)	**Qm** (ng)	% Rec.	**Internal Standards**	**ng's Added**	**Percent Recovery**
2,3,7,8-TCDF	0.20	0.20	99	2,3,7,8-TCDF-13C	2.00	71
Total TCDF				2,3,7,8-TCDD-13C	2.00	86
				1,2,3,7,8-PeCDF-13C	2.00	86
2,3,7,8-TCDD	0.20	0.18	92	2,3,4,7,8-PeCDF-13C	2.00	88
Total TCDD				1,2,3,7,8-PeCDD-13C	2.00	105
				1,2,3,4,7,8-HxCDF-13C	2.00	76
1,2,3,7,8-PeCDF	1.00	1.02	102	1,2,3,6,7,8-HxCDF-13C	2.00	73
2,3,4,7,8-PeCDF	1.00	0.96	96	2,3,4,6,7,8-HxCDF-13C	2.00	73
Total PeCDF				1,2,3,7,8,9-HxCDF-13C	2.00	71
				1,2,3,4,7,8-HxCDD-13C	2.00	85
1,2,3,7,8-PeCDD	1.00	0.89	89	1,2,3,6,7,8-HxCDD-13C	2.00	79
Total PeCDD				1,2,3,4,6,7,8-HpCDF-13C	2.00	69
				1,2,3,4,7,8,9-HpCDF-13C	2.00	67
1,2,3,4,7,8-HxCDF	1.00	1.00	100	1,2,3,4,6,7,8-HpCDD-13C	2.00	81
1,2,3,6,7,8-HxCDF	1.00	1.02	102	OCDD-13C	4.00	66
2,3,4,6,7,8-HxCDF	1.00	1.04	104			
1,2,3,7,8,9-HxCDF	1.00	1.05	105	1,2,3,4-TCDD-13C	2.00	NA
Total HxCDF				1,2,3,7,8,9-HxCDD-13C	2.00	NA
1,2,3,4,7,8-HxCDD	1.00	0.94	94	2,3,7,8-TCDD-37Cl4	0.20	92
1,2,3,6,7,8-HxCDD	1.00	0.99	99			
1,2,3,7,8,9-HxCDD	1.00	0.96	96			
Total HxCDD						
1,2,3,4,6,7,8-HpCDF	1.00	1.05	105			
1,2,3,4,7,8,9-HpCDF	1.00	1.02	102			
Total HpCDF						
1,2,3,4,6,7,8-HpCDD	1.00	0.96	96			
Total HpCDD						
OCDF	2.00	1.85	93			
OCDD	2.00	2.16	108			

Qs = Quantity Spiked
Qm = Quantity Measured
Rec. = Recovery (Expressed as Percent)
P = Recovery outside of target range
X = Background subtracted value
Y = RF averaging used in calculations
Nn = Value obtained from additional analysis
NA = Not Applicable
* = See Discussion

REPORT OF LABORATORY ANALYSIS

This report shall not be reproduced, except in full,
without the written consent of Pace Analytical Services, Inc.

DRAGON
Analytical Laboratory

RCRA CHAIN OF CUSTODY RECORD

2818 Madrona Beach Rd. NW, Olympia, WA 98502
Phone: (360) 866-0543 Fax: (360) 866-0556
Email: DragonLab@comcast.net
Website: dragonlaboratory.com

Samples Collected By: MF
Contact Number: 360-570-1700

Client: PTC
Address: 2612 Yelm Hwy SE
Olympia, WA 98501

Phone: 360-570-1700
Fax:
Email: robertsk@uspioneer.com

Project Name: East Bay IA Stockpile
Project Location:
Project Number:

Project P.O.: Credit Card
Contact Person:
DAL Project No.: 090805-10

Matrix Code:
WW = wastewater **GW** = groundwater **S** = soil or solid
SL = sludge **V** = vapor **O** = other

Sample Identification	Sample Matrix	Date Sampled	Time Sampled	Container Type	MtBE/BTEX (EPA 8021b)	Gasoline (NWTPH-Gx)	Diesel (NWTPH-Dx)	Diesel & Oil (NWTPH-Dx)	Fuel Scan (NWTPH-HCID)	VOC's (EPA 8021b)	Organochlorine Pesticides (EPA 8081)	PCB's (EPA 8082)	Volatiles (EPA 8260)	PAH's (EPA 8100 or 8270/8270SIM)	Semi-Volatiles (EPA 8270)	Ignitability (EPA 1010)	Oil and Grease (EPA 1664 HEM)	pH (EPA 9040/9045)	Specific Conductance (EPA 9050)	Paint Filter Test (EPA 9095)	Heavy Metals* (EPA 7000 Series)	Biogenic Gases (EPA 3C)	Natural Attenuation Indicators	Gross Alpha Radioactivity (EPA 900)	Gross Beta Radioactivity (EPA 900)
SP11 - Zone 2 - 080509	S	080509	1130	2402 3 conc	X	X		X						X							X				

Relinquished by (Signature) Melody Tonn Date/Time 8/5/09
Received by (Signature) Date/Time 8/6/09 1231
Relinquished by (Signature) Date/Time
Received by (Signature) Date/Time

Sample Disposal Instructions: ☐ DAL Disposal @ $2.50 per Container ☐ Return ☐ Pickup

Turn-Around-Time
☐ Same Day
☐ 24 Hour
☐ 48 Hour
☒ 5 Day
☐ 10 Day
☐ Other:

***Heavy Metals**: Please circle the desired analytes.

Ag Al (As) Ba Be (Cd) Cr Cr-VI Co Cu Fe Hg Li Mg Mn Mo Ni (Pb) Sb Se Tl V Zn - Total
Ag Al As Ba Be Cd Cr Cr-VI Co Cu Fe Hg Li Mg Mn Mo Ni Pb Sb Se Tl V Zn - Dissolved
Ag Al As Ba Be Cd Cr Cr-VI Co Cu Fe Hg Li Mg Mn Mo Ni Pb Sb Se Tl V Zn - TCLP

DRAGON ANALYTICAL LABORATORY

2818 Madrona Beach Rd NW, Olympia WA 98502
(360) 866-0543

Hazardous Waste, Microbiology, NPDES, Potable and Non-potable Water
Mobile Environmental Laboratory

Pioneer Technologies Corporation
Project: East Bay IA Stockpiles

DAL Number: 090805-10

ANALYTICAL RESULTS FOR THE ANALYSIS OF FUEL IN SOIL

Sample Identification	Date Analyzed	Percent Solids (%)	Diesel Fuel #2 NWTPH-Dx (mg/kg)	Heavy Oil NWTPH-Dx (mg/kg)	Surrogate Recovery 2-FBP (%)	Data Flags
Method Blank	8/8/2009	n/a	nd	nd	123	
SP11-ZONE2-080509	8/8/2009	93.7	nd	nd	115	
LCS	8/8/2009	n/a	111%	n/a	n/a	
090808-MS	8/8/2009	n/a	112%	n/a	n/a	
090808-MSD	8/8/2009	n/a	97.4%	n/a	n/a	
SP11-ZONE2-080509 Dup.	8/8/2009	93.4	nd	nd	112	
Method Reporting Limits			25	100		

WA-DOE-Laboratory Certification No.: C2013
"nd" indicates the analyte was not detected at or above the listed Method Reporting Limit.
"n/a" indicates not applicable
Sample results based on dry weight.
Comments and Explanations: None

Analyst: T. McCall
Data reviewed by:

DRAGON ANALYTICAL LABORATORY

2818 Madrona Beach Rd NW, Olympia WA 98502
(360) 866-0543

Hazardous Waste, Microbiology, NPDES, Potable and Non-potable Water
Mobile Environmental Laboratory

Pioneer Technologies Corporation
Project: East Bay IA Stockpiles

DAL Number: 090805-10

ANALYTICAL RESULTS FOR THE ANALYSIS OF GASOLINE RANGE ORGANICS IN SOIL

Sample Identification	Date Analyzed	Percent Solids (%)	Benzene EPA 8021B (mg/kg)	Toluene EPA 8021B (mg/kg)	Ethylbenzene EPA 8021B (mg/kg)	m&p-Xylene EPA 8021B (mg/kg)	o-Xylene EPA 8021B (mg/kg)	Gasoline NWTPH-Gx (mg/kg)	Surrogate Recovery BFB (%)	Data Flags
Method Blank	8/8/2009	n/a	nd	nd	nd	nd	nd	nd	82.8	
SP11-Zone2-080509	8/8/2009	93.7	nd	nd	nd	nd	nd	nd	114	
LCS	8/8/2009	n/a	96.0%	98.0%	85.0%	80.9%	91.1%	99.0%	n/a	
090802-MS	8/8/2009	n/a	95.0%	86.5%	72.1%	87.5%	80.0%	81.1%	n/a	
090802-MSD	8/8/2009	n/a	96.0%	98.0%	66.1%	74.5%	87.5%	92.9%	n/a	
SP11-Zone2-080509	8/8/2009	93.4	nd	nd	nd	nd	nd	nd	96.8	
Method Reporting Limits			0.05	0.10	0.10	0.10	0.10	5.0		

WA-DOE-Laboratory Certification No.: C2013
"nd" indicates the analyte was not detected at or above the listed Method Reporting Limit.
"n/a" indicates not applicable
Sample results based on dry weight.

Comments and Explanations: None

Analyst: T. McCall
Data reviewed by:

DRAGON ANALYTICAL LABORATORY

2818 Madrona Beach Rd NW, Olympia WA 98502
(360) 866-0543

Hazardous Waste, Microbiology, NPDES, Potable and Non-potable Water
Mobile Environmental Laboratory

Pioneer Technologies Corporation
Project: East Bay IA Stockpiles

DAL Number: 090805-10

ANALYTICAL RESULTS FOR THE ANALYSIS OF HEAVY METALS IN SOIL BY EPA METHOD 6020 A

Sample Identification	Date Analyzed	Percent Solids	Arsenic (As)	Cadmium (Cd)	Lead (Pb)
Chemical Abstract Number (CAS)			7440-38-2	7440-43-9	7439-92-1
Units		(%)	(mg/kg)	(mg/kg)	(mg/kg)
Method Blank	8/6/2009	n/a	nd	nd	nd
SP11-Zone2-080509	8/6/2009	93.7	**6.35**	**0.34**	**7.13**
LCS	8/6/2009	n/a	101%	94.0%	89.7%
090803-MS	8/6/2009	n/a	127%	100%	78%
090803-MSD	8/6/2009	n/a	100%	82%	48%
SP11-Zone2-080509 Dup.	8/6/2009	93.4	4.31	nd	4.42
Method Reporting Limits			0.25	0.25	0.25

WA-DOE-Laboratory Certification No.: C2013
"nd" indicates the analyte was not detected at or above the listed Method Reporting Limit.
"n/a" indicates not applicable
"MI" indicates Matrix Interference
Sample results based on dry weight.
Comments and Explanations: None

Analyst: T. McCall
Data reviewed by:

DRAGON ANALYTICAL LABORATORY

2818 Madrona Beach Rd NW, Olympia WA 98502
(360) 866-0543

Hazardous Waste, Microbiology, NPDES, Potable and Non-potable Water
Mobile Environmental Laboratory

Pioneer Technologies Corporation
Project: East Bay IA Stockpiles

DAL Number: 090805-10

ANALYTICAL RESULTS FOR THE ANALYSIS OF SEMI-VOLATILE COMPOUNDS IN SOIL BY EPA METHOD 8270

Sample Identification			Blank	SP11-Zone2-080509	SP11-Zone2-080509 Dup.	LCS	090805-MS	090805-MSD
Percent Solids (%)			n/a	93.7	93.4	n/a	n/a	n/a
Date Extracted	CAS	MRL	8/5/2009	8/5/2009	8/5/2009	8/5/2009	8/5/2009	8/5/2009
Date Anlayzed	Number	(mg/kg)	8/5/2009	8/5/2009	8/5/2009	8/5/2009	8/5/2009	8/5/2009
Benzo(a)anthracene	56-55-3	0.01	nd	**0.03**	0.02	102%	101%	102%
Benzo(a)pyrene	50-32-8	0.01	nd	**0.01**	nd	n/a	n/a	n/a
Benzo(b)fluoranthene	205-99-2	0.01	nd	nd	nd	n/a	n/a	n/a
Benzo(k)fluoranthene	207-08-9	0.01	nd	nd	nd	n/a	n/a	n/a
Chrysene	218-01-9	0.01	nd	nd	nd	101%	101%	99.8%
Dibenzo(a,h)anthracene	53-70-3	0.01	nd	**0.20**	0.20	n/a	n/a	n/a
Ideno(1,2,3-cd)pyrene	193-39-5	0.01	nd	nd	nd	120%	125%	130%
1-Methylnaphthalene	90-12-0	0.01	nd	nd	nd	n/a	n/a	n/a
2-Methylnaphthalene	91-57-6	0.01	nd	nd	nd	n/a	n/a	n/a
Naphthalene	91-20-3	0.01	nd	nd	nd	n/a	n/a	n/a
Surrogate Recovery (%)								
2-Fluorophenol			52.8	45.8	46.5	62.5	59.3	59.2
Phenol-d6			56.7	49.1	50.3	64.3	61.0	60.2
Nitrobenzene-d5			54.0	52.5	53.3	62.4	61.5	61.8
2-Fluorobiphenol			65.4	63.3	63.6	63.4	63.4	63.0
2,4,6-Tribromophenol			49.6	47.1	50.0	64.4	62.7	63.3
Terphenyl-d14			65.0	57.8	56.6	61.5	61.5	61.6
Data Flags								

WA-DOE-Laboratory Certification No.: C2013
"nd" indicates the analyte was not detected at or above the listed Method Reporting Limit.
"n/a" indicates not applicable
Sample results based on dry weight.
Comments and Explanations: None

Analyst: T. McCall
Data reviewed by:

Pace Analytical®
www.pacelabs.com

CHAIN-OF-CUSTODY / Analytical Request Document

The Chain-of-Custody is a LEGAL DOCUMENT. All relevant fields must be completed accurately.

See RI Expectations Sent Previously

10100839

Page: of

1304772

Section A Required Client Information:

Company: PTC
Address: 2612 Yelm Hwy SE Olympia, WA 98501
Email To: robertsk@uspioneer.com
Phone: 360-570-1700 Fax:
Requested Due Date/TAT: 5 day TAT

Section B Required Project Information:

Report To:
Copy To:
Purchase Order No.: Credit card
Project Name: East Bay IA Stockpile
Project Number:

Section C Invoice Information:

Attention:
Company Name:
Address:
Pace Quote Reference:
Pace Project Manager:
Pace Profile #:

REGULATORY AGENCY

☐ NPDES ☐ GROUND WATER ☐ DRINKING WATER
☐ UST ☐ RCRA ☐ OTHER

Site Location STATE: WA

Section D Required Client Information

SAMPLE ID (A-Z, 0-9 / ,-) Sample IDs MUST BE UNIQUE

Matrix Codes MATRIX / CODE: Drinking Water DW, Water WT, Waste Water WW, Product P, Soil/Solid SL, Oil OL, Wipe WP, Air AR, Tissue TS, Other OT

Requested Analysis Filtered (Y/N)

ITEM #	SAMPLE ID	MATRIX CODE (see valid codes to left)	SAMPLE TYPE (G=GRAB C=COMP)	COLLECTED COMPOSITE START DATE	COMPOSITE START TIME	COMPOSITE END/GRAB DATE	COMPOSITE END/GRAB TIME	SAMPLE TEMP AT COLLECTION	# OF CONTAINERS	Unpreserved	H_2SO_4	HNO_3	HCl	NaOH	$Na_2S_2O_3$	Methanol	Other	Analysis Test (Y/N)	Dioxin/furans	PAH 8720C	Residual Chlorine (Y/N)	Pace Project No./ Lab I.D.
1	SP11-Zone2-080509	SL	G	080509	1130				2										X	X		001
2																						
3																						
4																						
5																						
6																						
7																						
8																						
9																						
10																						
11																						
12																						

ADDITIONAL COMMENTS	RELINQUISHED BY / AFFILIATION	DATE	TIME	ACCEPTED BY / AFFILIATION	DATE	TIME	SAMPLE CONDITIONS			
5 day TAT by email	Melody Feden/PTC	08/05/09		[signature] pace	8/6	0943	3.2	Y	N	Y

ORIGINAL

SAMPLER NAME AND SIGNATURE

PRINT Name of SAMPLER: Melody Feden

SIGNATURE of SAMPLER: Melody Feden

DATE Signed (MM/DD/YY): 08-05-09

Temp in °C | Received on Ice (Y/N) | Custody Sealed Cooler (Y/N) | Samples Intact (Y/N)

*Important Note: By signing this form you are accepting Pace's NET 30 day payment terms and agreeing to late charges of 1.5% per month for any invoices not paid within 30 days.

F-ALL-Q-020rev.07, 15-May-2007

Report No.: 10100839 8290
Page 4 of 9

Pace Analytical™

www.pacelabs.com

Pace Analytical Services, Inc.
1700 Elm Street
Minneapolis, MN 55414
Phone: 612.607.1700
Fax: 612.607.6444

Report Prepared for:

Troy Bussey
Pioneer Technologies Corporation
2612 Yelm Highway S.E.
Suite B
Olympia WA 98501-4826

REPORT OF LABORATORY ANALYSIS FOR PCDD/PCDF

Report Information:

Pace Project #: 10100839
Sample Receipt Date: 08/06/2009
Client Project #: East Bay IA Stockpile
Client Sub PO #: N/A
State Cert #: C218

Invoicing & Reporting Options:

The report provided has been invoiced as a Level 2 PCDD/PCDF Report. If an upgrade of this report package is requested, an additional charge may be applied.

Please review the attached invoice for accuracy and forward any questions to Scott Unze, your Pace Project Manager.

This report has been reviewed and prepared by:

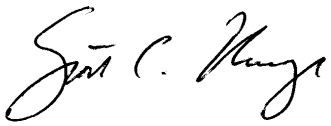

Scott Unze, Project Manager
(612) 607-6383
(612) 607-6444 (fax)
scott.unze@pacelabs.com

Report Prepared Date:
August 13, 2009

ACCREDITED IN ACCORDANCE WITH nelac

Report of Laboratory Analysis

This report should not be reproduced, except in full, without the written consent of Pace Analytical Services, Inc.

The results relate only to the samples included in this report.

Pace Analytical Services, Inc.
1700 Elm Street
Minneapolis, MN 55414
Phone: 612.607.1700
Fax: 612.607.6444

DISCUSSION

This report presents the results from the analysis performed on one sample submitted by a representative of Pioneer Technologies Corporation. The sample was analyzed for the presence or absence of polychlorodibenzo-p-dioxins (PCDDs) and polychlorodibenzofurans (PCDFs) using a modified version of USEPA Method 8290. Reporting limits were based on signal-to-noise calculations.

The recoveries of the isotopically-labeled PCDD/PCDF internal standards in the sample extracts ranged from 60-92%. All of the labeled standard recoveries obtained for this project were within the 40-135% target range specified in Method 8290. Since the quantification of the native 2,3,7,8-substituted isomers was based on isotope dilution, the data were automatically corrected for variation in recovery and accurate values were obtained.

In some cases, interfering substances impacted the determinations of PCDD or PCDF congeners. The affected values were flagged "I" where incorrect isotope ratios were obtained.

A laboratory method blank was prepared and analyzed with the sample batch as part of our routine quality control procedures. The results show the blank to contain trace levels of selected congeners. These levels were below the calibration range of the method. The levels reported for the affected congeners in the field sample were higher than the levels in the blank by an order of magnitude or more. These results indicate that the sample processing steps did not contribute significantly to the levels reported for the field sample.

A laboratory spike sample was also prepared with the sample batch using clean sand that had been fortified with native standard materials. The results show that the spiked native compounds were recovered at 91-114%. These results indicate a high degree of accuracy for these determinations. Matrix spikes were prepared with the sample batch using sample material from a separate project; results from these analyses will be provided upon request.

This report shall not be reproduced, except in full,
without the written consent of Pace Analytical Services, Inc.

Appendix A

Sample Management

Sample Condition Upon Receipt

Pace Analytical

Client Name: Pioneer Tech Project # 10100839

Courier: ☒ Fed Ex ☐ UPS ☐ USPS ☐ Client ☐ Commercial ☐ Pace Other _____

Tracking #: 7968 3678 1229

Optional
Proj. Due Date:
Proj. Name:

Custody Seal on Cooler/Box Present: ☐ yes ☒ no Seals intact: ☐ yes ☐ no

Packing Material: ☐ Bubble Wrap ☒ Bubble Bags ☐ None ☐ Other _____ Temp Blank: Yes ☒ No ☐

Thermometer Used 80344042 or 179425 **Type of Ice:** Wet Blue None ☐ Samples on ice, cooling process has begun

Cooler Temperature 3.2 **Biological Tissue is Frozen:** Yes No

Temp should be above freezing to 6°C

Date and Initials of person examining contents: 8/6/09

Comments:

Chain of Custody Present:	☒Yes ☐No ☐N/A	1.
Chain of Custody Filled Out:	☒Yes ☐No ☐N/A	2.
Chain of Custody Relinquished:	☒Yes ☐No ☐N/A	3.
Sampler Name & Signature on COC:	☒Yes ☐No ☐N/A	4.
Samples Arrived within Hold Time:	☒Yes ☐No ☐N/A	5.
Short Hold Time Analysis (<72hr):	☐Yes ☒No ☐N/A	6.
Rush Turn Around Time Requested:	☐Yes ☒No ☐N/A	7.
Sufficient Volume:	☒Yes ☐No ☐N/A	8.
Correct Containers Used:	☒Yes ☐No ☐N/A	9.
-Pace Containers Used:	☐Yes ☒No ☐N/A	
Containers Intact:	☒Yes ☐No ☐N/A	10.
Filtered volume received for Dissolved tests	☐Yes ☐No ☒N/A	11.
Sample Labels match COC:	☒Yes ☐No ☐N/A	12.
-Includes date/time/ID/Analysis Matrix: SL		
All containers needing acid/base preservation have been checked. Noncompliance are noted in 13.	☐Yes ☐No ☒N/A	13. ☐ HNO3 ☐ H2SO4 ☐ NaOH Samp #
All containers needing preservation are found to be in compliance with EPA recommendation.	☐Yes ☐No ☒N/A	Initial when completed / Lot # of added preservative
Exceptions: VOA,Coliform, TOC, Oil and Grease, WI-DRO (water)	☐Yes ☒No	
Samples checked for dechlorination:	☐Yes ☐No ☒N/A	14.
Headspace in VOA Vials (>6mm):	☐Yes ☐No ☒N/A	15.
Trip Blank Present:	☐Yes ☐No ☒N/A	16.
Trip Blank Custody Seals Present	☐Yes ☐No ☒N/A	
Pace Trip Blank Lot # (if purchased):		

Client Notification/ Resolution: Field Data Required? Y / N

Person Contacted: _____ Date/Time: _____

Comments/ Resolution: _____

Project Manager Review: NEW 8/6/09 SL **Date:** 08/06/09

Note: Whenever there is a discrepancy affecting North Carolina compliance samples, a copy of this form will be sent to the North Carolina DENR.

F-L213Rev.00, 05Aug2009

Pace Analytical Services, Inc.
1700 Elm Street SE, Suite 200, Minneapolis, MN 55414

Appendix B

Sample Analysis Summary

Pace Analytical Services, Inc.
1700 Elm Street - Suite 200
Minneapolis, MN 55414

Tel: 612-607-1700
Fax: 612- 607-6444

Method 8290 Sample Analysis Results

Client - Pioneer Technologies Corporation

Client's Sample ID	SP11-Zone 2-080509		
Lab Sample ID	10100839001		
Filename	R90812A_03		
Injected By	CVS		
Total Amount Extracted	12.5 g	Matrix	Solid
% Moisture	6.8	Dilution	NA
Dry Weight Extracted	11.7 g	Collected	08/05/2009 11:30
ICAL ID	R90512GC2	Received	08/06/2009 11:13
CCal Filename(s)	R90811B_15 & R90812A_06	Extracted	08/07/2009 19:20
Method Blank ID	BLANK-20860	Analyzed	08/12/2009 13:50

Native Isomers	Conc ng/Kg	EMPC ng/Kg	RL ng/Kg		Internal Standards	ng's Added	Percent Recovery
2,3,7,8-TCDF	ND	-----	0.240		2,3,7,8-TCDF-13C	2.00	68
Total TCDF	3.30	-----	0.240		2,3,7,8-TCDD-13C	2.00	81
					1,2,3,7,8-PeCDF-13C	2.00	78
2,3,7,8-TCDD	ND	-----	0.084		2,3,4,7,8-PeCDF-13C	2.00	79
Total TCDD	ND	-----	0.084		1,2,3,7,8-PeCDD-13C	2.00	92
					1,2,3,4,7,8-HxCDF-13C	2.00	70
1,2,3,7,8-PeCDF	ND	-----	0.240		1,2,3,6,7,8-HxCDF-13C	2.00	69
2,3,4,7,8-PeCDF	-----	0.33	0.180	I	2,3,4,6,7,8-HxCDF-13C	2.00	70
Total PeCDF	1.40	-----	0.210	J	1,2,3,7,8,9-HxCDF-13C	2.00	71
					1,2,3,4,7,8-HxCDD-13C	2.00	74
1,2,3,7,8-PeCDD	ND	-----	0.120		1,2,3,6,7,8-HxCDD-13C	2.00	74
Total PeCDD	ND	-----	0.120		1,2,3,4,6,7,8-HpCDF-13C	2.00	65
					1,2,3,4,7,8,9-HpCDF-13C	2.00	66
1,2,3,4,7,8-HxCDF	-----	0.42	0.210	I	1,2,3,4,6,7,8-HpCDD-13C	2.00	79
1,2,3,6,7,8-HxCDF	-----	0.34	0.180	I	OCDD-13C	4.00	60
2,3,4,6,7,8-HxCDF	0.45	-----	0.090	J			
1,2,3,7,8,9-HxCDF	-----	0.13	0.091	I	1,2,3,4-TCDD-13C	2.00	NA
Total HxCDF	4.10	-----	0.140	J	1,2,3,7,8,9-HxCDD-13C	2.00	NA
1,2,3,4,7,8-HxCDD	0.20	-----	0.170	J	2,3,7,8-TCDD-37Cl4	0.20	80
1,2,3,6,7,8-HxCDD	-----	0.39	0.200	I			
1,2,3,7,8,9-HxCDD	-----	0.28	0.220	I			
Total HxCDD	3.10	-----	0.200	J			
1,2,3,4,6,7,8-HpCDF	2.70	-----	0.150	J	Total 2,3,7,8-TCDD		
1,2,3,4,7,8,9-HpCDF	-----	0.32	0.220	I	Equivalence: 0.45 ng/Kg		
Total HpCDF	8.00	-----	0.180		(Using 2005 WHO Factors - Using PRL/2 where ND)		
1,2,3,4,6,7,8-HpCDD	12.00	-----	0.310				
Total HpCDD	30.00	-----	0.310				
OCDF	8.70	-----	0.520				
OCDD	140.00	-----	0.440				

Conc = Concentration (Totals include 2,3,7,8-substituted isomers).
EMPC = Estimated Maximum Possible Concentration
RL = Reporting Limit.

ND = Not Detected
NA = Not Applicable
NC = Not Calculated

Results reported on a dry weight basis and are valid to no more than 2 significant figures.
J = Value below calibration range
I = Interference present

REPORT OF LABORATORY ANALYSIS

This report shall not be reproduced, except in full,
without the written consent of Pace Analytical Services, Inc.

Pace Analytical Services, Inc.
1700 Elm Street - Suite 200
Minneapolis, MN 55414

Tel: 612-607-1700
Fax: 612- 607-6444

Method 8290 Blank Analysis Results

Lab Sample ID	BLANK-20860	Matrix	Solid
Filename	U90812B_08	Dilution	NA
Total Amount Extracted	10.5 g	Extracted	08/07/2009 19:20
ICAL ID	U90807	Analyzed	08/12/2009 17:45
CCal Filename(s)	U90812B_01 & U90812B_15	Injected By	AE

Native Isomers	Conc ng/Kg	EMPC ng/Kg	RL ng/Kg		Internal Standards	ng's Added	Percent Recovery	
2,3,7,8-TCDF	ND	-----	0.21		2,3,7,8-TCDF-13C	2.00	82	
Total TCDF	ND	-----	0.21		2,3,7,8-TCDD-13C	2.00	69	
					1,2,3,7,8-PeCDF-13C	2.00	70	Y
2,3,7,8-TCDD	ND	-----	0.33		2,3,4,7,8-PeCDF-13C	2.00	74	Y
Total TCDD	ND	-----	0.33		1,2,3,7,8-PeCDD-13C	2.00	92	
					1,2,3,4,7,8-HxCDF-13C	2.00	77	
1,2,3,7,8-PeCDF	ND	-----	0.18		1,2,3,6,7,8-HxCDF-13C	2.00	68	
2,3,4,7,8-PeCDF	ND	-----	0.22		2,3,4,6,7,8-HxCDF-13C	2.00	74	
Total PeCDF	ND	-----	0.20		1,2,3,7,8,9-HxCDF-13C	2.00	79	
					1,2,3,4,7,8-HxCDD-13C	2.00	75	
1,2,3,7,8-PeCDD	ND	-----	0.28		1,2,3,6,7,8-HxCDD-13C	2.00	65	
Total PeCDD	ND	-----	0.28		1,2,3,4,6,7,8-HpCDF-13C	2.00	53	
					1,2,3,4,7,8,9-HpCDF-13C	2.00	55	
1,2,3,4,7,8-HxCDF	ND	-----	0.16		1,2,3,4,6,7,8-HpCDD-13C	2.00	57	
1,2,3,6,7,8-HxCDF	ND	-----	0.19		OCDD-13C	4.00	48	
2,3,4,6,7,8-HxCDF	ND	-----	0.15					
1,2,3,7,8,9-HxCDF	ND	-----	0.15		1,2,3,4-TCDD-13C	2.00	NA	
Total HxCDF	ND	-----	0.16		1,2,3,7,8,9-HxCDD-13C	2.00	NA	
1,2,3,4,7,8-HxCDD	ND	-----	0.20		2,3,7,8-TCDD-37Cl4	0.20	78	
1,2,3,6,7,8-HxCDD	ND	-----	0.25					
1,2,3,7,8,9-HxCDD	ND	-----	0.22					
Total HxCDD	ND	-----	0.22					
1,2,3,4,6,7,8-HpCDF	ND	-----	0.19		Total 2,3,7,8-TCDD			
1,2,3,4,7,8,9-HpCDF	ND	-----	0.22		Equivalence: 0.42 ng/Kg			
Total HpCDF	ND	-----	0.21		(Using 2005 WHO Factors - Using PRL/2 where ND)			
1,2,3,4,6,7,8-HpCDD	ND	-----	0.30					
Total HpCDD	0.43	-----	0.30	J				
OCDF	-----	0.45	0.40	IY				
OCDD	3.20	-----	0.70	J				

Conc = Concentration (Totals include 2,3,7,8-substituted isomers).
EMPC = Estimated Maximum Possible Concentration
RL = Reporting Limit

Results reported on a dry weight basis and are valid to no more than 2 significant figures.
J = Value below calibration range
I = Interference present
Y = Calculated using average of daily RFs

REPORT OF LABORATORY ANALYSIS

This report shall not be reproduced, except in full,
without the written consent of Pace Analytical Services, Inc.

Pace Analytical Services, Inc.
1700 Elm Street - Suite 200
Minneapolis, MN 55414

Tel: 612-607-1700
Fax: 612- 607-6444

Method 8290 Laboratory Control Spike Results

Lab Sample ID	LCS-20861		
Filename	R90811B_01	Matrix	Solid
Total Amount Extracted	10.3 g	Dilution	NA
ICAL ID	R90512GC2	Extracted	08/07/2009 19:20
CCal Filename(s)	R90810B_13 & R90811B_15	Analyzed	08/11/2009 16:36
Method Blank ID	BLANK-20860	Injected By	CVS

Native Isomers	**Qs** (ng)	**Qm** (ng)	% Rec.	**Internal Standards**	**ng's Added**	**Percent Recovery**
2,3,7,8-TCDF	0.20	0.21	104	2,3,7,8-TCDF-13C	2.00	57
Total TCDF				2,3,7,8-TCDD-13C	2.00	71
				1,2,3,7,8-PeCDF-13C	2.00	66
2,3,7,8-TCDD	0.20	0.19	97	2,3,4,7,8-PeCDF-13C	2.00	70
Total TCDD				1,2,3,7,8-PeCDD-13C	2.00	80
				1,2,3,4,7,8-HxCDF-13C	2.00	66
1,2,3,7,8-PeCDF	1.00	1.04	104	1,2,3,6,7,8-HxCDF-13C	2.00	69
2,3,4,7,8-PeCDF	1.00	0.98	98	2,3,4,6,7,8-HxCDF-13C	2.00	67
Total PeCDF				1,2,3,7,8,9-HxCDF-13C	2.00	61
				1,2,3,4,7,8-HxCDD-13C	2.00	70
1,2,3,7,8-PeCDD	1.00	0.91	91	1,2,3,6,7,8-HxCDD-13C	2.00	75
Total PeCDD				1,2,3,4,6,7,8-HpCDF-13C	2.00	62
				1,2,3,4,7,8,9-HpCDF-13C	2.00	54
1,2,3,4,7,8-HxCDF	1.00	1.04	104	1,2,3,4,6,7,8-HpCDD-13C	2.00	68
1,2,3,6,7,8-HxCDF	1.00	1.03	103	OCDD-13C	4.00	48
2,3,4,6,7,8-HxCDF	1.00	1.03	103			
1,2,3,7,8,9-HxCDF	1.00	1.03	103	1,2,3,4-TCDD-13C	2.00	NA
Total HxCDF				1,2,3,7,8,9-HxCDD-13C	2.00	NA
1,2,3,4,7,8-HxCDD	1.00	0.99	99	2,3,7,8-TCDD-37Cl4	0.20	73
1,2,3,6,7,8-HxCDD	1.00	1.04	104			
1,2,3,7,8,9-HxCDD	1.00	1.04	104			
Total HxCDD						
1,2,3,4,6,7,8-HpCDF	1.00	1.10	110			
1,2,3,4,7,8,9-HpCDF	1.00	1.05	105			
Total HpCDF						
1,2,3,4,6,7,8-HpCDD	1.00	1.01	101			
Total HpCDD						
OCDF	2.00	2.07	103			
OCDD	2.00	2.28	114			

Qs = Quantity Spiked
Qm = Quantity Measured
Rec. = Recovery (Expressed as Percent)
P = Recovery outside of target range
X = Background subtracted value
Y = RF averaging used in calculations
Nn = Value obtained from additional analysis
NA = Not Applicable
* = See Discussion

REPORT OF LABORATORY ANALYSIS

This report shall not be reproduced, except in full,
without the written consent of Pace Analytical Services, Inc.

Dragon Analytical

Anatek Labs, Inc.

Chain of Custody Record

1282 Alturas Drive, Moscow ID 83843 (208) 883-2839 FAX 882-9246
504 E Sprague Ste D, Spokane WA 99202 (509) 838-3999 FAX 838-4433

Anatek Log-In #

Company Name: PTC	Project Manager:
Address: 2612 Yelm Hwy SE	Project Name & #: East Bay IA Stockpiles
City: ~~Ecey~~ Olympia State: WA Zip: 98501	Email Address: robertsk@uspioneer.com
Phone: 360 570 1700	Purchase Order #: Credit Card
Fax:	Sampler Name & phone:

Turn Around Time & Reporting

Please refer to our normal turn around times at: http://www.anateklabs.com/services/guidelines/reporting.asp

__Normal
__Next Day*
__2nd Day*
X Other* 5day

*All rush order requests must be prior approved.

__Phone
__Mail
__Fax
X Email

Provide Sample Description / List Analyses Requested

Lab ID	Sample Identification	Sampling Date/Time	Matrix	# of Containers	Sample Volume	M+BF/BTEX (EPA 8021b)	Gasoline (NWTPH-Gx)	Diesel + Oil (NWTPH-Dx)	PAHs (EPA 8100 or 8270/8270 SIM)	Heavy Metals (EPA 7000 Series)
	SP12-Zone1-081209	081209/1300	Soil	2-4oz Encore		X	X	X	X	X

Preservative: —

Note Special Instructions/Comments

*Heavy Metals: As, Cd, Pb

Inspection Checklist

Received Intact?	Y	N
Labels & Chains Agree?	Y	N
Containers Sealed?	Y	N
VOC Head Space?	Y	N

Temperature (°C): _____

Preservative: _____

Date & Time: _____

Inspected By: _____

	Printed Name	Signature	Company	Date	Time
Relinquished by	Kara Roberts	Kara Roberts	PTC	081209	1416
Received by	Chris A	[signature]	DAL	081209	1417
Relinquished by					
Received by					
Relinquished by					
Received by					

DRAGON ANALYTICAL LABORATORY

2818 Madrona Beach Rd NW, Olympia WA 98502
(360) 866-0543

Hazardous Waste, Microbiology, NPDES, Potable and Non-potable Water
Mobile Environmental Laboratory

Pioneer Technologies Corporation
Project: East Bay IA Stockpiles

DAL Number: 090812-02

ANALYTICAL RESULTS FOR THE ANALYSIS OF FUEL IN SOIL

Sample Identification	Date Analyzed	Percent Solids (%)	Diesel Fuel #2 NWTPH-Dx (mg/kg)	Heavy Oil NWTPH-Dx (mg/kg)	Surrogate Recovery 2-FBP (%)	Data Flags
Method Blank	8/20/2009	n/a	nd	nd	118	
SP12-ZONE1-081209	8/20/2009	91.8	nd	nd	126	
LCS	8/20/2009	n/a	112%	n/a	n/a	
090820-MS	8/20/2009	n/a	108%	n/a	n/a	
090820-MSD	8/20/2009	n/a	112%	n/a	n/a	
Method Reporting Limits			25	100		

WA-DOE-Laboratory Certification No.: C2013
"nd" indicates the analyte was not detected at or above the listed Method Reporting Limit.
"n/a" indicates not applicable
Sample results based on dry weight.
Comments and Explanations: None

Analyst: T. McCall
Data reviewed by:

DRAGON ANALYTICAL LABORATORY

2818 Madrona Beach Rd NW, Olympia WA 98502
(360) 866-0543

Hazardous Waste, Microbiology, NPDES, Potable and Non-potable Water
Mobile Environmental Laboratory

Pioneer Technologies Corporation
Project: East Bay IA Stockpiles

DAL Number: 090812-02

ANALYTICAL RESULTS FOR THE ANALYSIS OF GASOLINE RANGE ORGANICS IN SOIL

Sample Identification	Date Analyzed	Percent Solids (%)	Benzene EPA 8021B (mg/kg)	Toluene EPA 8021B (mg/kg)	Ethylbenzene EPA 8021B (mg/kg)	m&p-Xylene EPA 8021B (mg/kg)	o-Xylene EPA 8021B (mg/kg)	Gasoline NWTPH-Gx (mg/kg)	Surrogate Recovery BFB (%)	Data Flags
Method Blank	8/20/2009	n/a	nd	nd	nd	nd	nd	nd	74.4	
SP12-ZONE1-081209	8/20/2009	91.8	nd	nd	nd	nd	nd	nd	69.6	
LCS	8/20/2009	n/a	101%	102%	97.6%	92.4%	105%	82.1%	n/a	
090820-MS	8/20/2009	n/a	99.6%	103.0%	95.7%	85.2%	99.5%	82.3%	n/a	
090820-MSD	8/20/2009	n/a	103%	104%	96.3%	94.8%	100%	85.3%	n/a	
SP12-ZONE1-081209 Dup.	8/20/2009	91.8	nd	nd	nd	nd	nd	nd	72.5	
Method Reporting Limits			0.05	0.10	0.10	0.10	0.10	5.0		

WA-DOE-Laboratory Certification No.: C2013
"nd" indicates the analyte was not detected at or above the listed Method Reporting Limit.
"n/a" indicates not applicable
Sample results based on dry weight.

Comments and Explanations: None

Analyst: T. McCall
Data reviewed by:

DRAGON ANALYTICAL LABORATORY

2818 Madrona Beach Rd NW, Olympia WA 98502
(360) 866-0543

Hazardous Waste, Microbiology, NPDES, Potable and Non-potable Water
Mobile Environmental Laboratory

Pioneer Technologies Corporation
Project: East Bay IA Stockpiles

DAL Number: 090812-02

ANALYTICAL RESULTS FOR THE ANALYSIS OF HEAVY METALS IN SOIL BY EPA METHOD 6020 A

Sample Identification	Date Analyzed	Percent Solids	Arsenic (As)	Cadmium (Cd)	Lead (Pb)
Chemical Abstract Number (CAS)			7440-38-2	7440-43-9	7439-92-1
Units		(%)	(mg/kg)	(mg/kg)	(mg/kg)
Method Blank	8/17/2009	n/a	nd	nd	nd
SP12-ZONE1-081209	8/17/2009	91.8	nd	nd	**0.45**
LCS	8/17/2009	n/a	110%	101.0%	104.0%
090817-MS	8/17/2009	n/a	106%	98.9%	90.8%
090817-MSD	8/17/2009	n/a	109%	99.6%	91%
Method Reporting Limits			0.25	0.25	0.25

WA-DOE-Laboratory Certification No.: C2013
"nd" indicates the analyte was not detected at or above the listed Method Reporting Limit.
"n/a" indicates not applicable
"MI" indicates Matrix Interference
Sample results based on dry weight.
Comments and Explanations: None

Analyst: T. McCall
Data reviewed by:

DRAGON ANALYTICAL LABORATORY

2818 Madrona Beach Rd NW, Olympia WA 98502
(360) 866-0543

Hazardous Waste, Microbiology, NPDES, Potable and Non-potable Water
Mobile Environmental Laboratory

Pioneer Technologies Corporation
Project: East Bay IA Stockpiles

DAL Number: 090812-02

ANALYTICAL RESULTS FOR THE ANALYSIS OF SEMI-VOLATILE COMPOUNDS IN SOIL BY EPA METHOD 8270

Sample Identification			Blank	SP12-Zone1-081209	SP12-Zone1-081209	LCS	090814-MS	090814-MSD
Percent Solids (%)			n/a	91.8	91.8	n/a	n/a	n/a
Date Extracted	CAS	MRL	8/14/2009	8/14/2009	8/14/2009	8/14/2009	8/14/2009	8/14/2009
Date Anlayzed	Number	(mg/kg)	8/14/2009	8/14/2009	8/14/2009	8/14/2009	8/14/2009	8/14/2009
Benzo(a)anthracene	56-55-3	0.01	nd	**0.13**	**0.13**	109%	103%	103%
Benzo(a)pyrene	50-32-8	0.01	nd	**0.12**	**0.12**	n/a	n/a	n/a
Benzo(b)fluoranthene	205-99-2	0.01	nd	**0.19**	**0.19**	n/a	n/a	n/a
Benzo(k)fluoranthene	207-08-9	0.01	nd	**0.07**	**0.05**	n/a	n/a	n/a
Chrysene	218-01-9	0.01	nd	**0.13**	**0.14**	109%	98.9%	101.0%
Dibenzo(a,h)anthracene	53-70-3	0.01	nd	**0.22**	**0.22**	n/a	n/a	n/a
Ideno(1,2,3-cd)pyrene	193-39-5	0.01	nd	nd	**0.01**	103%	109%	118%
1-Methylnaphthalene	90-12-0	0.01	nd	nd	nd	n/a	n/a	n/a
2-Methylnaphthalene	91-57-6	0.01	nd	**0.01**	nd	n/a	n/a	n/a
Naphthalene	91-20-3	0.01	nd	**0.01**	**0.01**	n/a	n/a	n/a
Surrogate Recovery (%)								
2-Fluorophenol			54.7	54.5	55.4	64.8	57.1	57.2
Phenol-d6			61.1	60.2	62.0	69.9	61.3	61.7
Nitrobenzene-d5			58.3	62.1	60.9	69.9	63.5	64.8
2-Fluorobiphenol			67.1	70.7	68.7	66.8	63.1	64.3
2,4,6-Tribromophenol			37.4	41	42.1	47.3	47.6	46.1
Terphenyl-d14			70.4	69.9	70.8	64.6	64.4	63.2
Data Flags								

WA-DOE-Laboratory Certification No.: C2013
"nd" indicates the analyte was not detected at or above the listed Method Reporting Limit.
"n/a" indicates not applicable
Sample results based on dry weight.
Comments and Explanations: None

Analyst: T. McCall
Data reviewed by:

Pace Analytical®
www.pacelabs.com

CHAIN-OF-CUSTODY / Analytical Request Document

The Chain-of-Custody is a LEGAL DOCUMENT. All relevant fields must be completed accurately.

See RI Expectations Sent Previously

RUSH! 10110254 of 1304773

Section A Required Client Information:
Company: PTC
Address: 2612 Yelm Hwy SE Olympia WA 98501
Email To: robertsk@uspioneer.com
Phone: 360 570 1700 Fax:
Requested Due Date/TAT: 5 day

Section B Required Project Information:
Report To:
Copy To:
Purchase Order No.: Credit Card
Project Name: East Bay IA stockpile
Project Number:

Section C Invoice Information:
Attention:
Company Name:
Address:
Pace Quote Reference:
Pace Project Manager:
Pace Profile #:

REGULATORY AGENCY
☐ NPDES ☐ GROUND WATER ☐ DRINKING WATER
☐ UST ☐ RCRA ☐ OTHER

Site Location STATE: WA

Section D Required Client Information

Matrix Codes MATRIX / CODE: Drinking Water DW, Water WT, Waste Water WW, Product P, Soil/Solid SL, Oil OL, Wipe WP, Air AR, Tissue TS, Other OT

SAMPLE ID (A-Z, 0-9 / ,-) Sample IDs MUST BE UNIQUE

Requested Analysis Filtered (Y/N)

ITEM #	SAMPLE ID	MATRIX CODE (see valid codes to left)	SAMPLE TYPE (G=GRAB C=COMP)	COLLECTED COMPOSITE START DATE	COLLECTED COMPOSITE START TIME	COLLECTED COMPOSITE END/GRAB DATE	COLLECTED COMPOSITE END/GRAB TIME	SAMPLE TEMP AT COLLECTION	# OF CONTAINERS	Unpreserved	H_2SO_4	HNO_3	HCl	NaOH	$Na_2S_2O_3$	Methanol	Other	Analysis Test (Y/N)	Dioxin/Furans 8290	Residual Chlorine (Y/N)	Pace Project No./ Lab I.D.
1	SP12-Zone1-081209	SL	G			081209	1300		1										X		001
2																					
3																					
4																					
5																					
6																					
7																					
8																					
9																					
10																					
11																					
12																					

ADDITIONAL COMMENTS	RELINQUISHED BY / AFFILIATION	DATE	TIME	ACCEPTED BY / AFFILIATION	DATE	TIME	SAMPLE CONDITIONS: Temp in °C	Received on Ice (Y/N)	Custody Sealed Cooler (Y/N)	Samples Intact (Y/N)
5 day TAT by Email	Kara Roberts	8/12/09		S Hunter/Pace	8/13/09	934	3.7	Y	N	Y

ORIGINAL

SAMPLER NAME AND SIGNATURE
PRINT Name of SAMPLER: Kara Roberts
SIGNATURE of SAMPLER: Kara Roberts
DATE Signed (MM/DD/YY): 8/12/09

*Important Note: By signing this form you are accepting Pace's NET 30 day payment terms and agreeing to late charges of 1.5% per month for any invoices not paid within 30 days.

F-ALL-Q-020rev.07, 15-May-2007

Report No. 10110254_8290
Page 4 of 9

Pace Analytical™

www.pacelabs.com

Pace Analytical Services, Inc.
1700 Elm Street
Minneapolis, MN 55414
Phone: 612.607.1700
Fax: 612.607.6444

Report Prepared for:

Troy Bussey
Pioneer Technologies Corporation
2612 Yelm Highway S.E.
Suite B
Olympia WA 98501-4826

REPORT OF LABORATORY ANALYSIS FOR PCDD/PCDF

Report Information:

Pace Project #: 10110254
Sample Receipt Date: 08/13/2009
Client Project #: East Bay IA Stockpile
Client Sub PO #: N/A
State Cert #: C218

Invoicing & Reporting Options:

The report provided has been invoiced as a Level 2 PCDD/PCDF Report. If an upgrade of this report package is requested, an additional charge may be applied.

Please review the attached invoice for accuracy and forward any questions to Scott Unze, your Pace Project Manager.

This report has been reviewed and prepared by:

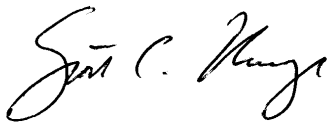

Scott Unze, Project Manager
(612) 607-6383
(612) 607-6444 (fax)
scott.unze@pacelabs.com

ACCREDITED IN ACCORDANCE WITH nelac

Report of Laboratory Analysis

This report should not be reproduced, except in full, without the written consent of Pace Analytical Services, Inc.

The results relate only to the samples included in this report.

Report Prepared Date:
August 31, 2009

Pace Analytical Services, Inc.
1700 Elm Street
Minneapolis, MN 55414
Phone: 612.607.1700
Fax: 612.607.6444

DISCUSSION

This report presents the results from the analysis performed on one sample submitted by a representative of Pioneer Technologies Corporation. The sample was analyzed for the presence or absence of polychlorodibenzo-p-dioxins (PCDDs) and polychlorodibenzofurans (PCDFs) using a modified version of USEPA Method 8290. Reporting limits were based on signal-to-noise calculations.

The recoveries of the isotopically-labeled PCDD/PCDF internal standards in the sample extract ranged from 51-97%. With the exception of one low value, which was flagged "P" on the results table, the labeled standard recoveries obtained for this project were within the 40-135% target range specified in Method 8290. Since the quantification of the native 2,3,7,8-substituted isomers was based on isotope dilution, the data were automatically corrected for variation in recovery and accurate values were obtained.

A laboratory method blank was prepared and analyzed with the sample batch as part of our routine quality control procedures. The results show the blank to be free of PCDDs and PCDFs at the reporting limits. These results indicate that the sample processing steps did not contribute significantly to the levels reported for the field sample.

A laboratory spike sample was also prepared with the sample batch using clean sand that had been fortified with native standard materials. The results show that the spiked native compounds were recovered at 93-114%. These results indicate a high degree of accuracy for these determinations. Matrix spikes were prepared with the sample batch using sample material from a separate project; results from these analyses will be provided upon request.

This report shall not be reproduced, except in full,
without the written consent of Pace Analytical Services, Inc.

Appendix A

Sample Management

Sample Condition Upon Receipt

Pace Analytical

Client Name: PTC Project # 10110254

Courier: ☑ Fed Ex ☐ UPS ☐ USPS ☐ Client ☐ Commercial ☐ Pace Other _____

Tracking #: 7978 3811 4956

Custody Seal on Cooler/Box Present: ☐ yes ☑ no Seals intact: ☐ yes ☐ no

Optional
Proj. Due Date:
Proj. Name:

Packing Material: ☑ Bubble Wrap ☐ Bubble Bags ☐ None ☐ Other _____ Temp Blank: Yes ✓ No _____

Thermometer Used: 80344042 or 179425 Type of Ice: (Wet) Blue None ☐ Samples on ice, cooling process has begun

Cooler Temperature: 3.7 Biological Tissue is Frozen: Yes No

Date and Initials of person examining contents: 8/13/09 SL

Temp should be above freezing to 6°C

Comments:

Chain of Custody Present:	☑Yes	☐No	☐N/A	1.
Chain of Custody Filled Out:	☑Yes	☐No	☐N/A	2.
Chain of Custody Relinquished:	☑Yes	☐No	☐N/A	3.
Sampler Name & Signature on COC:	☑Yes	☐No	☐N/A	4.
Samples Arrived within Hold Time:	☑Yes	☐No	☐N/A	5.
Short Hold Time Analysis (<72hr):	☐Yes	☑No	☐N/A	6.
Rush Turn Around Time Requested:	☑Yes	☐No	☐N/A	7.
Sufficient Volume:	☑Yes	☐No	☐N/A	8.
Correct Containers Used:	☑Yes	☐No	☐N/A	9.
-Pace Containers Used:	☐Yes	☑No	☐N/A	
Containers Intact:	☑Yes	☐No	☐N/A	10.
Filtered volume received for Dissolved tests	☐Yes	☐No	☑N/A	11.
Sample Labels match COC:	☑Yes	☐No	☐N/A	12.
-Includes date/time/ID/Analysis Matrix: SL				
All containers needing acid/base preservation have been checked. Noncompliance are noted in 13.	☐Yes	☐No	☑N/A	13. ☐ HNO3 ☐ H2SO4 ☐ NaOH
All containers needing preservation are found to be in compliance with EPA recommendation.	☐Yes	☐No	☑N/A	Samp #
Exceptions: VOA,Coliform, TOC, Oil and Grease, WI-DRO (water	☐Yes	☐No		Initial when completed / Lot # of added preservative
Samples checked for dechlorination:	☐Yes	☐No	☑N/A	14.
Headspace in VOA Vials (>6mm):	☐Yes	☐No	☑N/A	15.
Trip Blank Present:	☐Yes	☐No	☑N/A	16.
Trip Blank Custody Seals Present	☐Yes	☐No	☑N/A	
Pace Trip Blank Lot # (if purchased):				

Client Notification/ Resolution: Field Data Required? Y / N

Person Contacted: _____ Date/Time: _____

Comments/ Resolution: _____

Project Manager Review: [signature] **Date:** 08/13/09

Rev 8/13/09SL

Note: Whenever there is a discrepancy affecting North Carolina compliance samples, a copy of this form will be sent to the North Carolina DENR.

Appendix B

Sample Analysis Summary

Pace Analytical Services, Inc.
1700 Elm Street - Suite 200
Minneapolis, MN 55414

Tel: 612-607-1700
Fax: 612- 607-6444

Method 8290 Sample Analysis Results

Client - Pioneer Technologies Corporation

Client's Sample ID	SP12-Zone1-081209		
Lab Sample ID	10110254001-R		
Filename	F90828B_09		
Injected By	AE		
Total Amount Extracted	11.0 g	Matrix	Solid
% Moisture	8.0	Dilution	NA
Dry Weight Extracted	10.1 g	Collected	08/12/2009 13:00
ICAL ID	F90817	Received	08/13/2009 09:34
CCal Filename(s)	F90828B_01 & F90828B_16	Extracted	08/25/2009 19:40
Method Blank ID	BLANK-20961	Analyzed	08/28/2009 21:15

Native Isomers	Conc ng/Kg	EMPC ng/Kg	RL ng/Kg		Internal Standards	ng's Added	Percent Recovery
2,3,7,8-TCDF	2.4	-----	0.24		2,3,7,8-TCDF-13C	2.00	83
Total TCDF	36.0	-----	0.24		2,3,7,8-TCDD-13C	2.00	73
					1,2,3,7,8-PeCDF-13C	2.00	95
2,3,7,8-TCDD	2.4	-----	0.51		2,3,4,7,8-PeCDF-13C	2.00	90
Total TCDD	36.0	-----	0.51		1,2,3,7,8-PeCDD-13C	2.00	97
					1,2,3,4,7,8-HxCDF-13C	2.00	92
1,2,3,7,8-PeCDF	1.8	-----	0.97	J	1,2,3,6,7,8-HxCDF-13C	2.00	85
2,3,4,7,8-PeCDF	5.4	-----	0.48		2,3,4,6,7,8-HxCDF-13C	2.00	78
Total PeCDF	53.0	-----	0.72		1,2,3,7,8,9-HxCDF-13C	2.00	79
					1,2,3,4,7,8-HxCDD-13C	2.00	86
1,2,3,7,8-PeCDD	3.3	-----	0.88	J	1,2,3,6,7,8-HxCDD-13C	2.00	75
Total PeCDD	42.0	-----	0.88		1,2,3,4,6,7,8-HpCDF-13C	2.00	64
					1,2,3,4,7,8,9-HpCDF-13C	2.00	63
1,2,3,4,7,8-HxCDF	6.2	-----	0.52		1,2,3,4,6,7,8-HpCDD-13C	2.00	75
1,2,3,6,7,8-HxCDF	3.8	-----	0.62	J	OCDD-13C	4.00	51
2,3,4,6,7,8-HxCDF	2.9	-----	0.51	J			
1,2,3,7,8,9-HxCDF	1.8	-----	0.57	J	1,2,3,4-TCDD-13C	2.00	NA
Total HxCDF	170.0	-----	0.55		1,2,3,7,8,9-HxCDD-13C	2.00	NA
1,2,3,4,7,8-HxCDD	5.5	-----	0.67		2,3,7,8-TCDD-37Cl4	0.20	84
1,2,3,6,7,8-HxCDD	24.0	-----	0.64				
1,2,3,7,8,9-HxCDD	10.0	-----	0.80				
Total HxCDD	370.0	-----	0.70				
1,2,3,4,6,7,8-HpCDF	100.0	-----	1.30		Total 2,3,7,8-TCDD		
1,2,3,4,7,8,9-HpCDF	6.3	-----	1.80		Equivalence: 29 ng/Kg		
Total HpCDF	400.0	-----	1.50		(Using 2005 WHO Factors - Using PRL/2 where ND)		
1,2,3,4,6,7,8-HpCDD	1200.0	-----	5.70				
Total HpCDD	3900.0	-----	5.70				
OCDF	440.0	-----	1.30				
OCDD	11000.0	-----	1.00				

Conc = Concentration (Totals include 2,3,7,8-substituted isomers).
EMPC = Estimated Maximum Possible Concentration
RL = Reporting Limit.
ND = Not Detected
NA = Not Applicable
NC = Not Calculated

Results reported on a dry weight basis and are valid to no more than 2 significant figures.
J = Value below calibration range

REPORT OF LABORATORY ANALYSIS

This report shall not be reproduced, except in full,
without the written consent of Pace Analytical Services, Inc.

Pace Analytical Services, Inc.
1700 Elm Street - Suite 200
Minneapolis, MN 55414

Tel: 612-607-1700
Fax: 612- 607-6444

Method 8290 Blank Analysis Results

Lab Sample ID	BLANK-20961	Matrix	Solid
Filename	F90828B_07	Dilution	NA
Total Amount Extracted	20.0 g	Extracted	08/25/2009 19:40
ICAL ID	F90817	Analyzed	08/28/2009 19:42
CCal Filename(s)	F90828B_01 & F90828B_16	Injected By	AE

Native Isomers	Conc ng/Kg	EMPC ng/Kg	RL ng/Kg	Internal Standards	ng's Added	Percent Recovery
2,3,7,8-TCDF	ND	-----	0.067	2,3,7,8-TCDF-13C	2.00	78
Total TCDF	ND	-----	0.067	2,3,7,8-TCDD-13C	2.00	69
				1,2,3,7,8-PeCDF-13C	2.00	82
2,3,7,8-TCDD	ND	-----	0.090	2,3,4,7,8-PeCDF-13C	2.00	78
Total TCDD	ND	-----	0.090	1,2,3,7,8-PeCDD-13C	2.00	86
				1,2,3,4,7,8-HxCDF-13C	2.00	90
1,2,3,7,8-PeCDF	ND	-----	0.110	1,2,3,6,7,8-HxCDF-13C	2.00	73
2,3,4,7,8-PeCDF	ND	-----	0.095	2,3,4,6,7,8-HxCDF-13C	2.00	75
Total PeCDF	ND	-----	0.100	1,2,3,7,8,9-HxCDF-13C	2.00	67
				1,2,3,4,7,8-HxCDD-13C	2.00	81
1,2,3,7,8-PeCDD	ND	-----	0.120	1,2,3,6,7,8-HxCDD-13C	2.00	76
Total PeCDD	ND	-----	0.120	1,2,3,4,6,7,8-HpCDF-13C	2.00	55
				1,2,3,4,7,8,9-HpCDF-13C	2.00	45
1,2,3,4,7,8-HxCDF	ND	-----	0.089	1,2,3,4,6,7,8-HpCDD-13C	2.00	54
1,2,3,6,7,8-HxCDF	ND	-----	0.110	OCDD-13C	4.00	36 P
2,3,4,6,7,8-HxCDF	ND	-----	0.120			
1,2,3,7,8,9-HxCDF	ND	-----	0.200	1,2,3,4-TCDD-13C	2.00	NA
Total HxCDF	ND	-----	0.130	1,2,3,7,8,9-HxCDD-13C	2.00	NA
1,2,3,4,7,8-HxCDD	ND	-----	0.260	2,3,7,8-TCDD-37Cl4	0.20	76
1,2,3,6,7,8-HxCDD	ND	-----	0.260			
1,2,3,7,8,9-HxCDD	ND	-----	0.230			
Total HxCDD	ND	-----	0.250			
1,2,3,4,6,7,8-HpCDF	ND	-----	0.230	Total 2,3,7,8-TCDD		
1,2,3,4,7,8,9-HpCDF	ND	-----	0.370	Equivalence: 0.19 ng/Kg		
Total HpCDF	ND	-----	0.300	(Using 2005 WHO Factors - Using PRL/2 where ND)		
1,2,3,4,6,7,8-HpCDD	ND	-----	0.290			
Total HpCDD	ND	-----	0.290			
OCDF	ND	-----	0.550			
OCDD	ND	-----	0.920			

Conc = Concentration (Totals include 2,3,7,8-substituted isomers).
EMPC = Estimated Maximum Possible Concentration
RL = Reporting Limit

Results reported on a dry weight basis and are valid to no more than 2 significant figures.
P = Recovery outside target range

REPORT OF LABORATORY ANALYSIS

This report shall not be reproduced, except in full,
without the written consent of Pace Analytical Services, Inc.

Pace Analytical Services, Inc.
1700 Elm Street - Suite 200
Minneapolis, MN 55414

Tel: 612-607-1700
Fax: 612- 607-6444

Method 8290 Laboratory Control Spike Results

Lab Sample ID	LCS-20962		
Filename	F90828B_02	Matrix	Solid
Total Amount Extracted	20.0 g	Dilution	NA
ICAL ID	F90817	Extracted	08/25/2009 19:40
CCal Filename(s)	F90828B_01 & F90828B_16	Analyzed	08/28/2009 15:53
Method Blank ID	BLANK-20961	Injected By	

Native Isomers	**Qs** (ng)	**Qm** (ng)	% Rec.	**Internal Standards**	**ng's Added**	**Percent Recovery**
2,3,7,8-TCDF	0.20	0.22	108	2,3,7,8-TCDF-13C	2.00	82
Total TCDF				2,3,7,8-TCDD-13C	2.00	77
				1,2,3,7,8-PeCDF-13C	2.00	93
2,3,7,8-TCDD	0.20	0.21	105	2,3,4,7,8-PeCDF-13C	2.00	85
Total TCDD				1,2,3,7,8-PeCDD-13C	2.00	100
				1,2,3,4,7,8-HxCDF-13C	2.00	89
1,2,3,7,8-PeCDF	1.00	1.02	102	1,2,3,6,7,8-HxCDF-13C	2.00	75
2,3,4,7,8-PeCDF	1.00	1.00	100	2,3,4,6,7,8-HxCDF-13C	2.00	77
Total PeCDF				1,2,3,7,8,9-HxCDF-13C	2.00	76
				1,2,3,4,7,8-HxCDD-13C	2.00	82
1,2,3,7,8-PeCDD	1.00	0.93	93	1,2,3,6,7,8-HxCDD-13C	2.00	83
Total PeCDD				1,2,3,4,6,7,8-HpCDF-13C	2.00	66
				1,2,3,4,7,8,9-HpCDF-13C	2.00	60
1,2,3,4,7,8-HxCDF	1.00	0.97	97	1,2,3,4,6,7,8-HpCDD-13C	2.00	68
1,2,3,6,7,8-HxCDF	1.00	1.05	105	OCDD-13C	4.00	51
2,3,4,6,7,8-HxCDF	1.00	1.02	102			
1,2,3,7,8,9-HxCDF	1.00	1.00	100	1,2,3,4-TCDD-13C	2.00	NA
Total HxCDF				1,2,3,7,8,9-HxCDD-13C	2.00	NA
1,2,3,4,7,8-HxCDD	1.00	0.96	96	2,3,7,8-TCDD-37Cl4	0.20	84
1,2,3,6,7,8-HxCDD	1.00	1.00	100			
1,2,3,7,8,9-HxCDD	1.00	0.97	97			
Total HxCDD						
1,2,3,4,6,7,8-HpCDF	1.00	1.05	105			
1,2,3,4,7,8,9-HpCDF	1.00	1.02	102			
Total HpCDF						
1,2,3,4,6,7,8-HpCDD	1.00	0.93	93			
Total HpCDD						
OCDF	2.00	2.27	114			
OCDD	2.00	2.26	113			

Qs = Quantity Spiked
Qm = Quantity Measured
Rec. = Recovery (Expressed as Percent)
P = Recovery outside of target range
X = Background subtracted value
Y = RF averaging used in calculations
Nn = Value obtained from additional analysis
NA = Not Applicable
* = See Discussion

REPORT OF LABORATORY ANALYSIS

This report shall not be reproduced, except in full,
without the written consent of Pace Analytical Services, Inc.

DRAGON
Analytical Laboratory

CWA CHAIN OF CUSTODY RECORD

2818 Madrona Beach Rd. NW, Olympia, WA 98502
Phone: (360) 866-0543 Fax: (360) 866-0556
Email: DragonLab@comcast.net
Website: dragonlaboratory.com

Page ____ of ____

Samples Collected By: KR
Contact Number: 360 570 1700

Client: PTC
Address: 2612 Yelm Hwy SE
Olympia, WA 98225

Phone: 360 5701700
Fax:
Email: robertsk@uspioneer.com

Project Name: East Bay IA Stockpile
Project Location:
Project Number:

Project P.O.: Credit Card
Contact Person:
DAL Project No.: 090819-03

Matrix Code:
WW = wastewater **GW** = groundwater **S** = soil or solid
SL = sludge **V** = vapor **O** = other

Sample Identification	Sample Matrix	Date Sampled	Time Sampled	Container Type	Alkalinity	BOD or cBOD	Chloride	Chemical Oxygen Demand (COD)	Fecal Colifom	Total Colifom	Hardness, Total	Metals[1,2] EPA 7000 Series	Nitrogen, Ammonia	Nitrogen, Nitrate	Nitrogen, Nitrite	Nitrogen, Nitrate-Nitrite	Nitrogen, Total Kjeldahl	Oil and Grease	pH	Phosphorus, Ortho	Phosphorus, Total	Specific Conductance	Solids, Total	Solids, Total Dissolved	Solids, Total Suspended	Solids, Total Volatile	Turbidity	PCBs	Pesticides	Semi-Volatile Compounds	Volatile Organic Compounds	MTBE/BTEX (EPA 802 lb)	Gasoline (NWTPH-GX)	Diesel and Oil (NWTPH-Dx)	PAHs (EPA 8100/8270SIM)
SP13-Zone2-081909	S	081909	730	2 4oz 3Encore								X																				X	X	X	X

Cancel MTBE per Kara - Gas/BTEX added 1257 8/19/09 MRS

Relinquished by (Signature)	Date/Time	Received by (Signature)	Date/Time
Kara Robert		Mike Elscott	8-19-09 1025
Relinquished by (Signature)	Date/Time	Received by (Signature)	Date/Time

Sample Disposal Instructions: ☐ DAL Disposal @ $2.50 per Container ☐ Return ☐ Pickup

Turn-Around-Time
☐ Same Day
☐ 24 Hour
☐ 48 Hour
☒ 5 Day Email
☐ 10 Day (Approx.)
☐ Other: ____

[1]**Metals**: Please circle the desired analytes. [2] **Total or Dissolved**

Ag Al (As) Ba Be Ca (Cd) Cr Cr-VI Cu Fe Hg K Mg Mn Mo Na Ni (Pb) Sb Se Sn Tl Zn

Comments:

Changed to 3 day per Kara

DRAGON ANALYTICAL LABORATORY

2818 Madrona Beach Rd NW, Olympia WA 98502
(360) 866-0543

Hazardous Waste, Microbiology, NPDES, Potable and Non-potable Water
Mobile Environmental Laboratory

Pioneer Technologies Corporation
Project: East Bay IA Stockpiles

DAL Number: 090819-03

ANALYTICAL RESULTS FOR THE ANALYSIS OF FUEL IN SOIL

Sample Identification	Date Analyzed	Percent Solids (%)	Diesel Fuel #2 NWTPH-Dx (mg/kg)	Heavy Oil NWTPH-Dx (mg/kg)	Surrogate Recovery 2-FBP (%)	Data Flags
Method Blank	8/20/2009	n/a	nd	nd	102	
SP13-ZONE2-081909	8/20/2009	92.6	nd	nd	98.5	
LCS	8/20/2009	n/a	112%	n/a	n/a	
090820-MS	8/20/2009	n/a	112%	n/a	n/a	
090820-MSD	8/20/2009	n/a	108%	n/a	n/a	
Method Reporting Limits			25	100		

WA-DOE-Laboratory Certification No.: C2013
"nd" indicates the analyte was not detected at or above the listed Method Reporting Limit.
"n/a" indicates not applicable
Sample results based on dry weight.
Comments and Explanations: None

Analyst: T. McCall
Data reviewed by:

DRAGON ANALYTICAL LABORATORY

2818 Madrona Beach Rd NW, Olympia WA 98502
(360) 866-0543

Hazardous Waste, Microbiology, NPDES, Potable and Non-potable Water
Mobile Environmental Laboratory

Pioneer Technologies Corporation
Project: East Bay IA Stockpiles

DAL Number: 090819-03

ANALYTICAL RESULTS FOR THE ANALYSIS OF GASOLINE RANGE ORGANICS IN SOIL

Sample Identification	Date Analyzed	Percent Solids (%)	Benzene EPA 8021B (mg/kg)	Toluene EPA 8021B (mg/kg)	Ethylbenzene EPA 8021B (mg/kg)	m&p-Xylene EPA 8021B (mg/kg)	o-Xylene EPA 8021B (mg/kg)	Gasoline NWTPH-Gx (mg/kg)	Surrogate Recovery BFB (%)	Data Flags
Method Blank	8/20/2009	n/a	nd	nd	nd	nd	nd	nd	74.4	
SP13-ZONE2-081909	8/20/2009	92.6	nd	nd	nd	nd	nd	nd	70.7	
LCS	8/20/2009	n/a	101%	102%	97.6%	92.4%	105%	82.1%	n/a	
090820-MS	8/20/2009	n/a	99.6%	103%	95.7%	85.2%	99.5%	82.3%	n/a	
090820-MSD	8/20/2009	n/a	103%	104%	96.3%	94.8%	100%	85.3%	n/a	
Method Reporting Limits			0.05	0.10	0.10	0.10	0.10	5.0		

WA-DOE-Laboratory Certification No.: C2013
"nd" indicates the analyte was not detected at or above the listed Method Reporting Limit.
"n/a" indicates not applicable
Sample results based on dry weight.

Comments and Explanations: None

Analyst: T. McCall
Data reviewed by:

DRAGON ANALYTICAL LABORATORY

2818 Madrona Beach Rd NW, Olympia WA 98502
(360) 866-0543

Hazardous Waste, Microbiology, NPDES, Potable and Non-potable Water
Mobile Environmental Laboratory

Pioneer Technologies Corporation
Project: East Bay IA Stockpiles

DAL Number: 090819-03

ANALYTICAL RESULTS FOR THE ANALYSIS OF HEAVY METALS IN SOIL BY EPA METHOD 6020 A

Sample Identification	Date Analyzed	Percent Solids	Arsenic (As)	Cadmium (Cd)	Lead (Pb)
Chemical Abstract Number (CAS)			7440-38-2	7440-43-9	7439-92-1
Units		(%)	(mg/kg)	(mg/kg)	(mg/kg)
Method Blank	8/24/2009	n/a	nd	nd	nd
SP13-ZONE2-081909	8/24/2009	92.6	**3.23**	nd	**10.2**
LCS	8/24/2009	n/a	100%	100%	104%
090824-MS	8/24/2009	n/a	99.3%	97.6%	123%
090824-MSD	8/24/2009	n/a	99.6%	97.1%	122%
Method Reporting Limits			0.25	0.25	0.25

WA-DOE-Laboratory Certification No.: C2013
"nd" indicates the analyte was not detected at or above the listed Method Reporting Limit.
"n/a" indicates not applicable
"MI" indicates Matrix Interference
Sample results based on dry weight.
Comments and Explanations: None

Analyst: T. McCall
Data reviewed by:

DRAGON ANALYTICAL LABORATORY

2818 Madrona Beach Rd NW, Olympia WA 98502
(360) 866-0543

Hazardous Waste, Microbiology, NPDES, Potable and Non-potable Water
Mobile Environmental Laboratory

Pioneer Technologies Corporation
Project: East Bay IA Stockpiles

DAL Number: 090819-03

ANALYTICAL RESULTS FOR THE ANALYSIS OF SEMI-VOLATILE COMPOUNDS IN SOIL BY EPA METHOD 8270

Sample Identification			Blank	SP13-Zone2-081209	LCS	090821-MS	090821-MSD
Percent Solids (%)			n/a	92.6	n/a	n/a	n/a
Date Extracted	CAS	MRL	8/21/2009	8/21/2009	8/21/2009	8/21/2009	8/21/2009
Date Anlayzed	Number	(mg/kg)	8/21/2009	8/21/2009	8/21/2009	8/21/2009	8/21/2009
Benzo(a)anthracene	56-55-3	0.01	nd	**0.04**	106%	105%	105%
Benzo(a)pyrene	50-32-8	0.01	nd	**0.01**	n/a	n/a	n/a
Benzo(b)fluoranthene	205-99-2	0.01	nd	nd	n/a	n/a	n/a
Benzo(k)fluoranthene	207-08-9	0.01	nd	**0.02**	n/a	n/a	n/a
Chrysene	218-01-9	0.01	nd	**0.03**	104%	102%	104%
Dibenzo(a,h)anthracene	53-70-3	0.01	nd	nd	n/a	n/a	n/a
Ideno(1,2,3-cd)pyrene	193-39-5	0.01	nd	nd	97%	80.1%	82.0%
1-Methylnaphthalene	90-12-0	0.01	nd	**0.51**	n/a	n/a	n/a
2-Methylnaphthalene	91-57-6	0.01	nd	**0.45**	n/a	n/a	n/a
Naphthalene	91-20-3	0.01	nd	**0.04**	n/a	n/a	n/a
Surrogate Recovery (%)							
2-Fluorophenol			90.6	83.5	97.8	103	103
Phenol-d6			101	92.1	104	110	101
Nitrobenzene-d5			108	108	86.4	111	105
2-Fluorobiphenol			129	120	82	110	113.0
2,4,6-Tribromophenol			58.0	63.1	78.3	83.1	82.9
Terphenyl-d14			139	139	89.3	121	120
Data Flags							

WA-DOE-Laboratory Certification No.: C2013
"nd" indicates the analyte was not detected at or above the listed Method Reporting Limit.
"n/a" indicates not applicable
Sample results based on dry weight.
Comments and Explanations: None

Analyst: T. McCall
Data reviewed by:

DRAGON
Analytical Laboratory

RCRA CHAIN OF CUSTODY RECORD

2818 Madrona Beach Rd. NW, Olympia, WA 98502
Phone: (360) 866-0543 Fax: (360) 866-0556
Email: DragonLab@comcast.net
Website: dragonlaboratory.com

Page ____ of ____

Samples Collected By: KR
Contact Number: 360 570 1700

Client: PTC Phone: 360 570 1700 Project Name: East Bay IA Stockpiles Project P.O.: Credit Card
Address: 2612 Yelm Hwy SE Suite B Fax: ____ Project Location: ____ Contact Person: ____
Olympia WA 98501 Email: robertsk@uspioneer.com Project Number: ____ DAL Project No.: 090820-07

Matrix Code:
WW = wastewater **GW** = groundwater **S** = soil or solid
SL = sludge **V** = vapor **O** = other

Sample Identification	Sample Matrix	Date Sampled	Time Sampled	Container Type	~~BTEX~~/BTEX (EPA 8021b)	Gasoline (NWTPH-Gx)	Diesel (NWTPH-Dx)	Diesel & Oil (NWTPH-Dx)	Fuel Scan (NWTPH-HCID)	VOC's (EPA 8021b)	Organochlorine Pesticides (EPA 8081)	PCB's (EPA 8082)	Volatiles (EPA 8260)	PAH's (EPA 8100 or 8270/8270SIM)	Semi-Volatiles (EPA 8270)	Ignitability (EPA 1010)	Oil and Grease (EPA 1664 HEM)	pH (EPA 9040/9045)	Specific Conductance (EPA 9050)	Paint Filter Test (EPA 9095)	Heavy Metals* (EPA 7000 Series)	Biogenic Gases (EPA 3C)	Natural Attenuation Indicators	Gross Alpha Radioactivity (EPA 900)	Gross Beta Radioactivity (EPA 900)
SP14_Zone1_082009	S	082009	1100	3 Encore 2 4oz	X	X		X						X							X				
SP15_Zone3_082009	S	082009	1130	3 Encore 2 4oz	X	X		X						X							X				

Relinquished by (Signature) Kara Robert Date/Time 8/20/09 1200 Received by (Signature) Jim McFall Date/Time 8/20/09 1555

Relinquished by (Signature) ____ Date/Time ____ Received by (Signature) ____ Date/Time ____

Turn-Around-Time
- ☐ Same Day
- ☐ 24 Hour
- ☐ 48 Hour
- ☒ 5 Day Email
- ☐ 10 Day
- ☐ Other: ____

Sample Disposal Instructions: ☐ DAL Disposal @ $2.50 per Container ☐ Return ☐ Pickup

***Heavy Metals**: Please circle the desired analytes.

Ag Al (As) Ba Be (Cd) Cr Cr-VI Co Cu Fe Hg Li Mg Mn Mo Ni (Pb) Sb Se Tl V Zn - Total
Ag Al As Ba Be Cd Cr Cr-VI Co Cu Fe Hg Li Mg Mn Mo Ni Pb Sb Se Tl V Zn - Dissolved
Ag Al As Ba Be Cd Cr Cr-VI Co Cu Fe Hg Li Mg Mn Mo Ni Pb Sb Se Tl V Zn - TCLP

DRAGON ANALYTICAL LABORATORY

2818 Madrona Beach Rd NW, Olympia WA 98502
(360) 866-0543

Hazardous Waste, Microbiology, NPDES, Potable and Non-potable Water
Mobile Environmental Laboratory

Pioneer Technologies Corporation
Project: East Bay IA Stockpiles

DAL Number: 090820-07

ANALYTICAL RESULTS FOR THE ANALYSIS OF FUEL IN SOIL

Sample Identification	Date Analyzed	Percent Solids (%)	Diesel Fuel #2 NWTPH-Dx (mg/kg)	Heavy Oil NWTPH-Dx (mg/kg)	Surrogate Recovery 2-FBP (%)	Data Flags
Method Blank	8/20/2009	n/a	nd	nd	118	
SP14-Zone1-082009	8/20/2009	95.5	nd	nd	118	
SP15-Zone3-082009	8/20/2009	93.2	nd	nd	127	
LCS	8/20/2009	n/a	112%	n/a	n/a	
090820-MS	8/20/2009	n/a	108%	n/a	n/a	
090820-MSD	8/20/2009	n/a	112%	n/a	n/a	
Method Reporting Limits			25	100		

WA-DOE-Laboratory Certification No.: C2013
"nd" indicates the analyte was not detected at or above the listed Method Reporting Limit.
"n/a" indicates not applicable
Sample results based on dry weight.
Comments and Explanations: None

Analyst: T. McCall
Data reviewed by:

DRAGON ANALYTICAL LABORATORY

2818 Madrona Beach Rd NW, Olympia WA 98502
(360) 866-0543

Hazardous Waste, Microbiology, NPDES, Potable and Non-potable Water
Mobile Environmental Laboratory

Pioneer Technologies Corporation
Project: East Bay IA Stockpiles

DAL Number: 090820-07

ANALYTICAL RESULTS FOR THE ANALYSIS OF GASOLINE RANGE ORGANICS IN SOIL

Sample Identification	Date Analyzed	Percent Solids (%)	Benzene EPA 8021B (mg/kg)	Toluene EPA 8021B (mg/kg)	Ethylbenzene EPA 8021B (mg/kg)	m&p-Xylene EPA 8021B (mg/kg)	o-Xylene EPA 8021B (mg/kg)	Gasoline NWTPH-Gx (mg/kg)	Surrogate Recovery BFB (%)	Data Flags
Method Blank	8/20/2009	n/a	nd	nd	nd	nd	nd	nd	74.4	
SP14-Zone1-082009	8/20/2009	95.5	nd	nd	nd	nd	nd	nd	83.5	
SP15-Zone3-082009	8/20/2009	93.2	nd	nd	nd	nd	nd	nd	67.4	
LCS	8/20/2009	n/a	101%	102%	97.6%	92.4%	105%	82.1%	n/a	
090820-MS	8/20/2009	n/a	99.6%	103%	95.7%	85.2%	99.5%	82.3%	n/a	
090820-MSD	8/20/2009	n/a	103%	104%	96.3%	94.8%	100%	85.3%	n/a	
Method Reporting Limits			0.05	0.10	0.10	0.10	0.10	5.0		

WA-DOE-Laboratory Certification No.: C2013
"nd" indicates the analyte was not detected at or above the listed Method Reporting Limit.
"n/a" indicates not applicable
Sample results based on dry weight.

Comments and Explanations: None

Analyst: T. McCall
Data reviewed by:

DRAGON ANALYTICAL LABORATORY

2818 Madrona Beach Rd NW, Olympia WA 98502
(360) 866-0543

Hazardous Waste, Microbiology, NPDES, Potable and Non-potable Water
Mobile Environmental Laboratory

Pioneer Technologies Corporation
Project: East Bay IA Stockpiles

DAL Number: 090820-07

ANALYTICAL RESULTS FOR THE ANALYSIS OF HEAVY METALS IN SOIL BY EPA METHOD 6020 A

Sample Identification	Date Analyzed	Percent Solids	Arsenic (As)	Cadmium (Cd)	Lead (Pb)
Chemical Abstract Number (CAS)			7440-38-2	7440-43-9	7439-92-1
Units		(%)	(mg/kg)	(mg/kg)	(mg/kg)
Method Blank	8/24/2009	n/a	nd	nd	nd
SP14-Zone1-082009	8/24/2009	95.5	**3.06**	nd	**6.15**
SP15-Zone3-082009	8/24/2009	93.2	**2.01**	nd	**2.83**
LCS	8/24/2009	n/a	100%	100%	104%
090824-MS	8/24/2009	n/a	99.3%	97.6%	123%
090824-MSD	8/24/2009	n/a	100%	97.1%	122%
SP15-Zone3-082009 Dup.	8/24/2009	93.2	**2.01**	nd	**2.81**
Method Reporting Limits			0.25	0.25	0.25

WA-DOE-Laboratory Certification No.: C2013
"nd" indicates the analyte was not detected at or above the listed Method Reporting Limit.
"n/a" indicates not applicable
"MI" indicates Matrix Interference
Sample results based on dry weight.
Comments and Explanations: None

Analyst: T. McCall
Data reviewed by:

DRAGON ANALYTICAL LABORATORY

2818 Madrona Beach Rd NW, Olympia WA 98502
(360) 866-0543

Hazardous Waste, Microbiology, NPDES, Potable and Non-potable Water
Mobile Environmental Laboratory

Pioneer Technologies Corporation
Project: East Bay IA Stockpiles

DAL Number: 090820-07

ANALYTICAL RESULTS FOR THE ANALYSIS OF SEMI-VOLATILE COMPOUNDS IN SOIL BY EPA METHOD 8270

Sample Identification			Blank	SP14-Zone1-082009	SP15-Zone3-082009	LCS	090821-MS	090821-MSD	SP15-Zone3-082009 Dup.
Percent Solids (%)			n/a	95.5	93.2	n/a	n/a	n/a	93.2
Date Extracted	CAS	MRL	8/21/2009	8/21/2009	8/21/2009	8/21/2009	8/21/2009	8/21/2009	8/21/2009
Date Anlayzed	Number	(mg/kg)	8/21/2009	8/21/2009	8/21/2009	8/21/2009	8/21/2009	8/21/2009	8/21/2009
Benzo(a)anthracene	56-55-3	0.01	nd	**0.03**	**0.02**	106%	105%	105%	**0.01**
Benzo(a)pyrene	50-32-8	0.01	nd	**0.01**	nd	n/a	n/a	n/a	nd
Benzo(b)fluoranthene	205-99-2	0.01	nd	nd	nd	n/a	n/a	n/a	nd
Benzo(k)fluoranthene	207-08-9	0.01	nd	**0.01**	nd	n/a	n/a	n/a	nd
Chrysene	218-01-9	0.01	nd	**0.02**	**0.01**	104%	102%	104%	nd
Dibenzo(a,h)anthracene	53-70-3	0.01	nd	**0.19**	nd	n/a	n/a	n/a	nd
Ideno(1,2,3-cd)pyrene	193-39-5	0.01	nd	nd	nd	96.9%	80.1%	82.0%	nd
1-Methylnaphthalene	90-12-0	0.01	nd	nd	nd	n/a	n/a	n/a	nd
2-Methylnaphthalene	91-57-6	0.01	nd	nd	nd	n/a	n/a	n/a	nd
Naphthalene	91-20-3	0.01	nd	nd	**0.01**	n/a	n/a	n/a	nd
Surrogate Recovery (%)									
2-Fluorophenol			90.6	94	88.0	97.8	103	103	88.0
Phenol-d6			101	104.0	97.0	104	110	101	98.2
Nitrobenzene-d5			108	101	107	86.4	111	105	107
2-Fluorobiphenol			129	115	122	82	110	113.0	113
2,4,6-Tribromophenol			58.0	63.3	62.7	78.3	83.1	82.9	63.7
Terphenyl-d14			139	128	132	89.3	121	120	131
Data Flags									

WA-DOE-Laboratory Certification No.: C2013
"nd" indicates the analyte was not detected at or above the listed Method Reporting Limit.
"n/a" indicates not applicable
Sample results based on dry weight.
Comments and Explanations: None
Analyst: T. McCall
Data reviewed by:

Pace Analytical®
www.pacelabs.com

CHAIN-OF-CUSTODY / Analytical Request Document

The Chain-of-Custody is a LEGAL DOCUMENT. All relevant fields must be completed accurately.

RUSH! See RI Expectations Sent Previously

1 0110806

Page: of

1304774

Section A Required Client Information:

Company: PTC
Address: 2612 Yelm Hwy SE
Olympia WA 98501
Email To: robertsk@uspioneer.com
Phone: 3605701700 Fax:
Requested Due Date/TAT: 3day TAT

Section B Required Project Information:

Report To:
Copy To:
Purchase Order No.:
Project Name: Credit Card
Project Number: East

Section C Invoice Information:

Attention:
Company Name:
Address:
Pace Quote Reference:
Pace Project Manager:
Pace Profile #:

REGULATORY AGENCY

☐ NPDES ☐ GROUND WATER ☐ DRINKING WATER
☐ UST ☐ RCRA ☐ OTHER

Site Location STATE: WA

Section D Required Client Information

Matrix Codes MATRIX / CODE: Drinking Water DW, Water WT, Waste Water WW, Product P, Soil/Solid SL, Oil OL, Wipe WP, Air AR, Tissue TS, Other OT

SAMPLE ID (A-Z, 0-9 / ,-) Sample IDs MUST BE UNIQUE

Requested Analysis Filtered (Y/N)

ITEM #	SAMPLE ID	MATRIX CODE (see valid codes to left)	SAMPLE TYPE (G=GRAB C=COMP)	COLLECTED COMPOSITE START DATE	COMPOSITE START TIME	COMPOSITE END/GRAB DATE	COMPOSITE END/GRAB TIME	SAMPLE TEMP AT COLLECTION	# OF CONTAINERS	Unpreserved	H_2SO_4	HNO_3	HCl	NaOH	$Na_2S_2O_3$	Methanol	Other	Analysis Test (Y/N)	Dioxin/Furans 8290	Residual Chlorine (Y/N)	Pace Project No./ Lab I.D.
1	SP14_Zone1_082009	S	G			082009	1100		1										X		001
2	SP15_Zone3_082009	S	G			082009	1130		1										X		002
3	SP13_Zone2_081909	S	G			082009	1200		1										X		003
4																					
5																					
6																					
7																					
8																					
9																					
10																					
11																					
12																					

ADDITIONAL COMMENTS	RELINQUISHED BY / AFFILIATION	DATE	TIME	ACCEPTED BY / AFFILIATION	DATE	TIME	SAMPLE CONDITIONS: Temp in °C	Received on Ice (Y/N)	Custody Sealed Cooler (Y/N)	Samples Intact (Y/N)
5day TAT by Email ↑ or faster if possible, I know the lab is being cleaned.	Kara Roberts / PTC	082009	1:00	[signature] / Pace	8/21/09	1000	3.8	Y	N	Y

ORIGINAL

SAMPLER NAME AND SIGNATURE

PRINT Name of SAMPLER: Kara Roberts
SIGNATURE of SAMPLER: Kara Roberts
DATE Signed (MM/DD/YY): 8/20/09

*Important Note: By signing this form you are accepting Pace's NET 30 day payment terms and agreeing to late charges of 1.5% per month for any invoices not paid within 30 days.

F-ALL-Q-020rev.07, 15-May-2007

Pace Analytical Services, Inc.
1700 Elm Street
Minneapolis, MN 55414
Phone: 612.607.1700
Fax: 612.607.6444

www.pacelabs.com

Report Prepared for:

Kara Roberts
Pioneer Technologies Corporation
2612 Yelm Highway SE
Olympia WA 98501

REPORT OF LABORATORY ANALYSIS FOR PCDD/PCDF

Report Information:

Pace Project #: 10110806
Sample Receipt Date: 08/21/2009
Client Project #: East Bay IA Stockpile
Client Sub PO #: N/A
State Cert #: C218

Invoicing & Reporting Options:

The report provided has been invoiced as a Level 2 PCDD/PCDF Report. If an upgrade of this report package is requested, an additional charge may be applied.

Please review the attached invoice for accuracy and forward any questions to Scott Unze, your Pace Project Manager.

This report has been reviewed and prepared by:

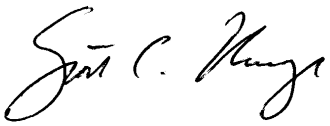

Scott Unze, Project Manager
(612) 607-6383
(612) 607-6444 (fax)
scott.unze@pacelabs.com

Report Prepared Date:
September 3, 2009

Report of Laboratory Analysis

This report should not be reproduced, except in full, without the written consent of Pace Analytical Services, Inc.

The results relate only to the samples included in this report.

Pace Analytical Services, Inc.
1700 Elm Street
Minneapolis, MN 55414
Phone: 612.607.1700
Fax: 612.607.6444

DISCUSSION

This report presents the results from the analyses performed on three samples submitted by a representative of Pioneer Technologies Corporation. The samples were analyzed for the presence or absence of polychlorodibenzo-p-dioxins (PCDDs) and polychlorodibenzofurans (PCDFs) using a modified version of USEPA Method 8290. Reporting limits were based on signal-to-noise calculations. The samples were received within the recommended temperature range of 0-6 degrees Celsius.

The recoveries of the isotopically-labeled PCDD/PCDF internal standards in the sample extracts ranged from 34-114%. With the exception of one low value, which was flagged "P" on the results table, the labeled standard recoveries obtained for this project were within the 40-135% target range specified in Method 8290. Since the quantification of the native 2,3,7,8-substituted isomers was based on isotope dilution, the data were automatically corrected for variation in recovery and accurate values were obtained.

In some cases, interfering substances impacted the determinations of PCDD or PCDF congeners. The affected values were flagged "I" where incorrect isotope ratios were obtained, or "E" where polychlorinated diphenyl ethers were present.

A laboratory method blank was prepared and analyzed with the sample batch as part of our routine quality control procedures. The results show the blank to be free of PCDDs and PCDFs at the reporting limits. These results indicate that the sample processing steps did not contribute significantly to the levels reported for the field samples.

A laboratory spike sample was also prepared with the sample batch using clean sand that had been fortified with native standards. The results show that the spiked native compounds were recovered at 87-104%. These results indicate a high degree of accuracy for these determinations. Matrix spikes were prepared with the sample batch using sample material from a separate project; results from these analyses will be provided upon request.

This report shall not be reproduced, except in full,
without the written consent of Pace Analytical Services, Inc.

Appendix A

Sample Management

Sample Condition Upon Receipt

Pace Analytical

Client Name: PTC **Project #** 10110806

Courier: ☑ Fed Ex ☐ UPS ☐ USPS ☐ Client ☐ Commercial ☐ Pace Other _____

Tracking #: 7978 6731 9651 8/21/09 8h

Custody Seal on Cooler/Box Present: ☑ yes ☑ no **Seals Intact:** ☐ yes ☐ no

Optional
Proj. Due Date:
Proj. Name:

Packing Material: ☐ Bubble Wrap ☑ Bubble Bags ☐ None ☐ Other _____ **Temp Blank:** Yes ____ No ____

Thermometer Used 80344042 or 179425 **Type of Ice:** Wet Blue None ☐ Samples on ice, cooling process has begun

Cooler Temperature 3.8 **Biological Tissue is Frozen:** Yes No

Temp should be above freezing to 6°C

Date and Initials of person examining contents: 8/21/09 8h

		Comments:
Chain of Custody Present:	☑Yes ☐No ☐N/A	1.
Chain of Custody Filled Out:	☑Yes ☐No ☐N/A	2.
Chain of Custody Relinquished:	☑Yes ☐No ☐N/A	3.
Sampler Name & Signature on COC:	☑Yes ☐No ☐N/A	4.
Samples Arrived within Hold Time:	☑Yes ☐No ☐N/A	5.
Short Hold Time Analysis (<72hr):	☐Yes ☑No ☐N/A	6.
Rush Turn Around Time Requested:	☑Yes ☐No ☐N/A	7.
Sufficient Volume:	☑Yes ☐No ☐N/A	8.
Correct Containers Used:	☑Yes ☐No ☐N/A	9.
-Pace Containers Used:	☐Yes ☑No ☐N/A	
Containers Intact:	☑Yes ☐No ☐N/A	10.
Filtered volume received for Dissolved tests	☐Yes ☑No ☐N/A	11.
Sample Labels match COC:	☑Yes ☐No ☐N/A	12.
-Includes date/time/ID/Analysis Matrix: WT		
All containers needing acid/base preservation have been checked. Noncompliance are noted in 13.	☐Yes ☐No ☑N/A	13. ☐ HNO3 ☐ H2SO4 ☐ NaOH ☐ HCl
All containers needing preservation are found to be in compliance with EPA recommendation.	☐Yes ☐No ☑N/A	Samp #
Exceptions: VOA,Coliform, TOC, Oil and Grease, WI-DRO (water	☐Yes ☐No	Initial when completed / Lot # of added preservative
Samples checked for dechlorination:	☐Yes ☐No ☑N/A	14.
Headspace in VOA Vials (>6mm):	☐Yes ☐No ☑N/A	15.
Trip Blank Present:	☐Yes ☐No ☑N/A	16.
Trip Blank Custody Seals Present	☐Yes ☐No ☑N/A	
Pace Trip Blank Lot # (if purchased):		

Client Notification/ Resolution: Field Data Required? Y / N

Person Contacted: _____ Date/Time: _____

Comments/ Resolution: _____

Project Manager Review: [signature] **Date:** 08/21/09

NEW 8/21/09 8h

Note: Whenever there is a discrepancy affecting North Carolina compliance samples, a copy of this form will be sent to the North Carolina Sample Inc.
F-L213Rev.00, 05Aug2009 1700 Elm Street SE, Suite 200, Minneapolis, MN 55414

Appendix B

Sample Analysis Summary

Pace Analytical Services, Inc.
1700 Elm Street - Suite 200
Minneapolis, MN 55414

Tel: 612-607-1700
Fax: 612- 607-6444

Method 8290 Sample Analysis Results

Client - Pioneer Technologies Corporation

Client's Sample ID	SP14_ZONE1_082009		
Lab Sample ID	10110806001		
Filename	F90902C_11		
Injected By	SMT		
Total Amount Extracted	11.0 g	Matrix	Solid
% Moisture	9.2	Dilution	NA
Dry Weight Extracted	9.95 g	Collected	08/20/2009 11:00
ICAL ID	F90817	Received	08/21/2009 10:00
CCal Filename(s)	F90902C_06 & F90902C_22	Extracted	08/27/2009 18:30
Method Blank ID	BLANK-21083	Analyzed	09/02/2009 23:14

Native Isomers	Conc ng/Kg	EMPC ng/Kg	RL ng/Kg		Internal Standards	ng's Added	Percent Recovery
2,3,7,8-TCDF	0.83	-----	0.081	J	2,3,7,8-TCDF-13C	2.00	81
Total TCDF	12.00	-----	0.081		2,3,7,8-TCDD-13C	2.00	72
					1,2,3,7,8-PeCDF-13C	2.00	92
2,3,7,8-TCDD	0.41	-----	0.075	J	2,3,4,7,8-PeCDF-13C	2.00	92
Total TCDD	9.50	-----	0.075		1,2,3,7,8-PeCDD-13C	2.00	111
					1,2,3,4,7,8-HxCDF-13C	2.00	97
1,2,3,7,8-PeCDF	0.62	-----	0.130	J	1,2,3,6,7,8-HxCDF-13C	2.00	61
2,3,4,7,8-PeCDF	1.30	-----	0.100	J	2,3,4,6,7,8-HxCDF-13C	2.00	66
Total PeCDF	15.00	-----	0.110		1,2,3,7,8,9-HxCDF-13C	2.00	76
					1,2,3,4,7,8-HxCDD-13C	2.00	92
1,2,3,7,8-PeCDD	1.10	-----	0.160	J	1,2,3,6,7,8-HxCDD-13C	2.00	73
Total PeCDD	17.00	-----	0.160		1,2,3,4,6,7,8-HpCDF-13C	2.00	64
					1,2,3,4,7,8,9-HpCDF-13C	2.00	59
1,2,3,4,7,8-HxCDF	1.00	-----	0.110	J	1,2,3,4,6,7,8-HpCDD-13C	2.00	61
1,2,3,6,7,8-HxCDF	0.94	-----	0.130	J	OCDD-13C	4.00	59
2,3,4,6,7,8-HxCDF	1.30	-----	0.150	J			
1,2,3,7,8,9-HxCDF	0.45	-----	0.110	J	1,2,3,4-TCDD-13C	2.00	NA
Total HxCDF	16.00	-----	0.120		1,2,3,7,8,9-HxCDD-13C	2.00	NA
1,2,3,4,7,8-HxCDD	1.40	-----	0.170	J	2,3,7,8-TCDD-37Cl4	0.20	86
1,2,3,6,7,8-HxCDD	3.10	-----	0.180	J			
1,2,3,7,8,9-HxCDD	1.80	-----	0.170	J			
Total HxCDD	37.00	-----	0.170				
1,2,3,4,6,7,8-HpCDF	19.00	-----	0.270		Total 2,3,7,8-TCDD		
1,2,3,4,7,8,9-HpCDF	1.50	-----	0.340	J	Equivalence: 4.4 ng/Kg		
Total HpCDF	56.00	-----	0.310		(Using 2005 WHO Factors - Using PRL/2 where ND)		
1,2,3,4,6,7,8-HpCDD	91.00	-----	0.510				
Total HpCDD	200.00	-----	0.510				
OCDF	66.00	-----	0.400				
OCDD	940.00	-----	0.370				

Conc = Concentration (Totals include 2,3,7,8-substituted isomers).
EMPC = Estimated Maximum Possible Concentration
RL = Reporting Limit.
ND = Not Detected
NA = Not Applicable
NC = Not Calculated

Results reported on a dry weight basis and are valid to no more than 2 significant figures.
J = Value below calibration range

REPORT OF LABORATORY ANALYSIS

This report shall not be reproduced, except in full,
without the written consent of Pace Analytical Services, Inc.

Pace Analytical Services, Inc.
1700 Elm Street - Suite 200
Minneapolis, MN 55414

Tel: 612-607-1700
Fax: 612- 607-6444

Method 8290 Sample Analysis Results

Client - Pioneer Technologies Corporation

Client's Sample ID	SP15_ZONE3_082009		
Lab Sample ID	10110806002		
Filename	F90902C_12		
Injected By	SMT		
Total Amount Extracted	10.9 g	Matrix	Solid
% Moisture	5.9	Dilution	NA
Dry Weight Extracted	10.2 g	Collected	08/20/2009 11:30
ICAL ID	F90817	Received	08/21/2009 10:00
CCal Filename(s)	F90902C_06 & F90902C_22	Extracted	08/27/2009 18:30
Method Blank ID	BLANK-21083	Analyzed	09/03/2009 00:00

Native Isomers	Conc ng/Kg	EMPC ng/Kg	RL ng/Kg		Internal Standards	ng's Added	Percent Recovery
2,3,7,8-TCDF	-----	0.33	0.15	I	2,3,7,8-TCDF-13C	2.00	83
Total TCDF	3.20	-----	0.15		2,3,7,8-TCDD-13C	2.00	84
					1,2,3,7,8-PeCDF-13C	2.00	95
2,3,7,8-TCDD	0.29	-----	0.16	J	2,3,4,7,8-PeCDF-13C	2.00	95
Total TCDD	5.50	-----	0.16		1,2,3,7,8-PeCDD-13C	2.00	114
					1,2,3,4,7,8-HxCDF-13C	2.00	78
1,2,3,7,8-PeCDF	1.10	-----	0.19	J	1,2,3,6,7,8-HxCDF-13C	2.00	69
2,3,4,7,8-PeCDF	4.30	-----	0.19	J	2,3,4,6,7,8-HxCDF-13C	2.00	71
Total PeCDF	40.00	-----	0.19		1,2,3,7,8,9-HxCDF-13C	2.00	72
					1,2,3,4,7,8-HxCDD-13C	2.00	96
1,2,3,7,8-PeCDD	0.47	-----	0.14	J	1,2,3,6,7,8-HxCDD-13C	2.00	74
Total PeCDD	9.80	-----	0.14		1,2,3,4,6,7,8-HpCDF-13C	2.00	62
					1,2,3,4,7,8,9-HpCDF-13C	2.00	59
1,2,3,4,7,8-HxCDF	-----	16.00	0.17	E	1,2,3,4,6,7,8-HpCDD-13C	2.00	61
1,2,3,6,7,8-HxCDF	3.00	-----	0.30	J	OCDD-13C	4.00	57
2,3,4,6,7,8-HxCDF	4.30	-----	0.17	J			
1,2,3,7,8,9-HxCDF	2.80	-----	0.28	J	1,2,3,4-TCDD-13C	2.00	NA
Total HxCDF	61.00	-----	0.23		1,2,3,7,8,9-HxCDD-13C	2.00	NA
1,2,3,4,7,8-HxCDD	0.73	-----	0.26	J	2,3,7,8-TCDD-37Cl4	0.20	97
1,2,3,6,7,8-HxCDD	7.00	-----	0.25				
1,2,3,7,8,9-HxCDD	1.70	-----	0.18	J			
Total HxCDD	47.00	-----	0.23				
1,2,3,4,6,7,8-HpCDF	110.00	-----	0.99		Total 2,3,7,8-TCDD		
1,2,3,4,7,8,9-HpCDF	8.70	-----	0.80		Equivalence: 8.3 ng/Kg		
Total HpCDF	390.00	-----	0.89		(Using 2005 WHO Factors - Using PRL/2 where ND)		
1,2,3,4,6,7,8-HpCDD	230.00	-----	0.18				
Total HpCDD	400.00	-----	0.18				
OCDF	390.00	-----	0.34				
OCDD	2200.00	-----	0.41				

Conc = Concentration (Totals include 2,3,7,8-substituted isomers).
EMPC = Estimated Maximum Possible Concentration
RL = Reporting Limit.
ND = Not Detected
NA = Not Applicable
NC = Not Calculated

Results reported on a dry weight basis and are valid to no more than 2 significant figures.
J = Value below calibration range
E = PCDE Interference
I = Interference present

REPORT OF LABORATORY ANALYSIS

This report shall not be reproduced, except in full,
without the written consent of Pace Analytical Services, Inc.

Pace Analytical Services, Inc.
1700 Elm Street - Suite 200
Minneapolis, MN 55414

Tel: 612-607-1700
Fax: 612- 607-6444

Method 8290 Sample Analysis Results

Client - Pioneer Technologies Corporation

Client's Sample ID	SP13_ZONE2_081909		
Lab Sample ID	10110806003		
Filename	F90902C_13		
Injected By	SMT		
Total Amount Extracted	11.2 g	Matrix	Solid
% Moisture	8.0	Dilution	NA
Dry Weight Extracted	10.3 g	Collected	08/20/2009 12:00
ICAL ID	F90817	Received	08/21/2009 10:00
CCal Filename(s)	F90902C_06 & F90902C_22	Extracted	08/27/2009 18:30
Method Blank ID	BLANK-21083	Analyzed	09/03/2009 00:47

Native Isomers	Conc ng/Kg	EMPC ng/Kg	RL ng/Kg		Internal Standards	ng's Added	Percent Recovery
2,3,7,8-TCDF	0.60	-----	0.39	J	2,3,7,8-TCDF-13C	2.00	83
Total TCDF	9.60	-----	0.39		2,3,7,8-TCDD-13C	2.00	84
					1,2,3,7,8-PeCDF-13C	2.00	88
2,3,7,8-TCDD	ND	-----	0.32		2,3,4,7,8-PeCDF-13C	2.00	85
Total TCDD	8.10	-----	0.32		1,2,3,7,8-PeCDD-13C	2.00	99
					1,2,3,4,7,8-HxCDF-13C	2.00	97
1,2,3,7,8-PeCDF	ND	-----	0.48		1,2,3,6,7,8-HxCDF-13C	2.00	72
2,3,4,7,8-PeCDF	1.10	-----	0.40	J	2,3,4,6,7,8-HxCDF-13C	2.00	71
Total PeCDF	7.40	-----	0.44		1,2,3,7,8,9-HxCDF-13C	2.00	76
					1,2,3,4,7,8-HxCDD-13C	2.00	99
1,2,3,7,8-PeCDD	0.86	-----	0.39	J	1,2,3,6,7,8-HxCDD-13C	2.00	85
Total PeCDD	14.00	-----	0.39		1,2,3,4,6,7,8-HpCDF-13C	2.00	50
					1,2,3,4,7,8,9-HpCDF-13C	2.00	42
1,2,3,4,7,8-HxCDF	0.59	-----	0.34	J	1,2,3,4,6,7,8-HpCDD-13C	2.00	45
1,2,3,6,7,8-HxCDF	0.61	-----	0.47	J	OCDD-13C	4.00	34 P
2,3,4,6,7,8-HxCDF	0.79	-----	0.48	J			
1,2,3,7,8,9-HxCDF	ND	-----	0.54		1,2,3,4-TCDD-13C	2.00	NA
Total HxCDF	12.00	-----	0.46		1,2,3,7,8,9-HxCDD-13C	2.00	NA
1,2,3,4,7,8-HxCDD	-----	0.41	0.40	I	2,3,7,8-TCDD-37Cl4	0.20	91
1,2,3,6,7,8-HxCDD	1.30	-----	0.48	J			
1,2,3,7,8,9-HxCDD	0.97	-----	0.40	J			
Total HxCDD	18.00	-----	0.42				
1,2,3,4,6,7,8-HpCDF	7.70	-----	0.66		Total 2,3,7,8-TCDD		
1,2,3,4,7,8,9-HpCDF	ND	-----	0.64		Equivalence: 2.2 ng/Kg		
Total HpCDF	20.00	-----	0.65		(Using 2005 WHO Factors - Using PRL/2 where ND)		
1,2,3,4,6,7,8-HpCDD	20.00	-----	0.73				
Total HpCDD	41.00	-----	0.73				
OCDF	18.00	-----	1.40				
OCDD	170.00	-----	2.00				

Conc = Concentration (Totals include 2,3,7,8-substituted isomers).
EMPC = Estimated Maximum Possible Concentration
RL = Reporting Limit.

ND = Not Detected
NA = Not Applicable
NC = Not Calculated

Results reported on a dry weight basis and are valid to no more than 2 significant figures.
J = Value below calibration range
P = Recovery outside target range
I = Interference present

REPORT OF LABORATORY ANALYSIS

This report shall not be reproduced, except in full,
without the written consent of Pace Analytical Services, Inc.

Pace Analytical Services, Inc.
1700 Elm Street - Suite 200
Minneapolis, MN 55414

Tel: 612-607-1700
Fax: 612- 607-6444

Method 8290 Blank Analysis Results

Lab Sample ID	BLANK-21083	Matrix	Solid
Filename	F90901A_11	Dilution	NA
Total Amount Extracted	20.2 g	Extracted	08/27/2009 18:30
ICAL ID	F90817	Analyzed	09/01/2009 16:35
CCal Filename(s)	F90831B_25 & F90901A_15	Injected By	SMT

Native Isomers	Conc ng/Kg	EMPC ng/Kg	RL ng/Kg	Internal Standards	ng's Added	Percent Recovery
2,3,7,8-TCDF	ND	-----	0.095	2,3,7,8-TCDF-13C	2.00	78
Total TCDF	ND	-----	0.095	2,3,7,8-TCDD-13C	2.00	83
				1,2,3,7,8-PeCDF-13C	2.00	87
2,3,7,8-TCDD	ND	-----	0.150	2,3,4,7,8-PeCDF-13C	2.00	86
Total TCDD	ND	-----	0.150	1,2,3,7,8-PeCDD-13C	2.00	97
				1,2,3,4,7,8-HxCDF-13C	2.00	84
1,2,3,7,8-PeCDF	ND	-----	0.190	1,2,3,6,7,8-HxCDF-13C	2.00	75
2,3,4,7,8-PeCDF	ND	-----	0.092	2,3,4,6,7,8-HxCDF-13C	2.00	76
Total PeCDF	ND	-----	0.140	1,2,3,7,8,9-HxCDF-13C	2.00	72
				1,2,3,4,7,8-HxCDD-13C	2.00	82
1,2,3,7,8-PeCDD	ND	-----	0.150	1,2,3,6,7,8-HxCDD-13C	2.00	84
Total PeCDD	ND	-----	0.150	1,2,3,4,6,7,8-HpCDF-13C	2.00	69
				1,2,3,4,7,8,9-HpCDF-13C	2.00	60
1,2,3,4,7,8-HxCDF	ND	-----	0.100	1,2,3,4,6,7,8-HpCDD-13C	2.00	73
1,2,3,6,7,8-HxCDF	ND	-----	0.075	OCDD-13C	4.00	46
2,3,4,6,7,8-HxCDF	ND	-----	0.096			
1,2,3,7,8,9-HxCDF	ND	-----	0.140	1,2,3,4-TCDD-13C	2.00	NA
Total HxCDF	ND	-----	0.100	1,2,3,7,8,9-HxCDD-13C	2.00	NA
1,2,3,4,7,8-HxCDD	ND	-----	0.160	2,3,7,8-TCDD-37Cl4	0.20	85
1,2,3,6,7,8-HxCDD	ND	-----	0.100			
1,2,3,7,8,9-HxCDD	ND	-----	0.120			
Total HxCDD	ND	-----	0.130			
1,2,3,4,6,7,8-HpCDF	ND	-----	0.120	Total 2,3,7,8-TCDD		
1,2,3,4,7,8,9-HpCDF	ND	-----	0.170	Equivalence: 0.21 ng/Kg		
Total HpCDF	ND	-----	0.140	(Using 2005 WHO Factors - Using PRL/2 where ND)		
1,2,3,4,6,7,8-HpCDD	ND	-----	0.130			
Total HpCDD	ND	-----	0.130			
OCDF	ND	-----	0.390			
OCDD	-----	0.61	0.430 I			

Conc = Concentration (Totals include 2,3,7,8-substituted isomers).
EMPC = Estimated Maximum Possible Concentration
RL = Reporting Limit

Results reported on a dry weight basis and are valid to no more than 2 significant figures.
I = Interference present

REPORT OF LABORATORY ANALYSIS

This report shall not be reproduced, except in full,
without the written consent of Pace Analytical Services, Inc.

Pace Analytical Services, Inc.
1700 Elm Street - Suite 200
Minneapolis, MN 55414

Tel: 612-607-1700
Fax: 612- 607-6444

Method 8290 Laboratory Control Spike Results

Lab Sample ID	LCS-21084		
Filename	F90901A_14	Matrix	Solid
Total Amount Extracted	22.3 g	Dilution	NA
ICAL ID	F90817	Extracted	08/27/2009 18:30
CCal Filename(s)	F90831B_25 & F90901A_15	Analyzed	09/01/2009 18:52
Method Blank ID	BLANK-21083	Injected By	SMT

Native Isomers	**Qs** (ng)	**Qm** (ng)	% Rec.	**Internal Standards**	**ng's Added**	**Percent Recovery**
2,3,7,8-TCDF	0.20	0.20	102	2,3,7,8-TCDF-13C	2.00	82
Total TCDF				2,3,7,8-TCDD-13C	2.00	88
				1,2,3,7,8-PeCDF-13C	2.00	91
2,3,7,8-TCDD	0.20	0.19	96	2,3,4,7,8-PeCDF-13C	2.00	91
Total TCDD				1,2,3,7,8-PeCDD-13C	2.00	104
				1,2,3,4,7,8-HxCDF-13C	2.00	84
1,2,3,7,8-PeCDF	1.00	0.99	99	1,2,3,6,7,8-HxCDF-13C	2.00	78
2,3,4,7,8-PeCDF	1.00	0.95	95	2,3,4,6,7,8-HxCDF-13C	2.00	77
Total PeCDF				1,2,3,7,8,9-HxCDF-13C	2.00	74
				1,2,3,4,7,8-HxCDD-13C	2.00	85
1,2,3,7,8-PeCDD	1.00	0.87	87	1,2,3,6,7,8-HxCDD-13C	2.00	83
Total PeCDD				1,2,3,4,6,7,8-HpCDF-13C	2.00	69
				1,2,3,4,7,8,9-HpCDF-13C	2.00	59
1,2,3,4,7,8-HxCDF	1.00	0.94	94	1,2,3,4,6,7,8-HpCDD-13C	2.00	73
1,2,3,6,7,8-HxCDF	1.00	1.00	100	OCDD-13C	4.00	46
2,3,4,6,7,8-HxCDF	1.00	0.97	97			
1,2,3,7,8,9-HxCDF	1.00	0.97	97	1,2,3,4-TCDD-13C	2.00	NA
Total HxCDF				1,2,3,7,8,9-HxCDD-13C	2.00	NA
1,2,3,4,7,8-HxCDD	1.00	0.87	87	2,3,7,8-TCDD-37Cl4	0.20	91
1,2,3,6,7,8-HxCDD	1.00	1.00	100			
1,2,3,7,8,9-HxCDD	1.00	0.95	95			
Total HxCDD						
1,2,3,4,6,7,8-HpCDF	1.00	1.01	101			
1,2,3,4,7,8,9-HpCDF	1.00	0.94	94			
Total HpCDF						
1,2,3,4,6,7,8-HpCDD	1.00	0.91	91			
Total HpCDD						
OCDF	2.00	2.00	100			
OCDD	2.00	2.08	104			

Qs = Quantity Spiked
Qm = Quantity Measured
Rec. = Recovery (Expressed as Percent)
P = Recovery outside of target range
X = Background subtracted value
Y = RF averaging used in calculations
Nn = Value obtained from additional analysis
NA = Not Applicable
* = See Discussion

REPORT OF LABORATORY ANALYSIS

This report shall not be reproduced, except in full,
without the written consent of Pace Analytical Services, Inc.

DRAGON
Analytical Laboratory

RCRA CHAIN OF CUSTODY RECORD

2818 Madrona Beach Rd. NW, Olympia, WA 98502
Phone: (360) 866-0543 Fax: (360) 866-0556
Email: DragonLab@comcast.net
Website: dragonlaboratory.com

Page ____ of ____

Samples Collected By: KR
Contact Number: 360 570 1700

Client: PTC
Address: 2612 Yelm Hwy SE Suite B Olympia WA 98501
Phone: 360 5701700
Fax:
Email: robertsk@cspioneer.com
Project Name: East Bay IA Stockpiles
Project Location:
Project Number:
Project P.O.: Credit Card
Contact Person:
DAL Project No.: 090826-01

Matrix Code:
WW = wastewater **GW** = groundwater **S** = soil or solid
SL = sludge **V** = vapor **O** = other

Sample Identification	Sample Matrix	Date Sampled	Time Sampled	Container Type	MtBE/BTEX (EPA 8021b)	Gasoline (NWTPH-Gx)	Diesel (NWTPH-Dx)	Diesel & Oil (NWTPH-Dx)	Fuel Scan (NWTPH-HCID)	VOC's (EPA 8021b)	Organochlorine Pesticides (EPA 8081)	PCB's (EPA 8082)	Volatiles (EPA 8260)	PAH's (EPA 8100 or 8270/8270SIM)	Semi-Volatiles (EPA 8270)	Ignitability (EPA 1010)	Oil and Grease (EPA 1664 HEM)	pH (EPA 9040/9045)	Specific Conductance (EPA 9050)	Paint Filter Test (EPA 9095)	Heavy Metals* (EPA 7000 Series)	Biogenic Gases (EPA 3C)	Natural Attenuation Indicators	Gross Alpha Radioactivity (EPA 900)	Gross Beta Radioactivity (EPA 900)
SP16-Zone2-082109-1	S	082109	800	3 Encore 2 4oz	X	X		X						X							X				
SP16-Zone2-082109-2	S	082109	900	3 Encore 2 4oz	X	X		X						X							X				

Relinquished by (Signature) Date/Time Received by (Signature) Date/Time
Kara Roberts 082109 1012 082109

Relinquished by (Signature) Date/Time Received by (Signature) Date/Time

Sample Disposal Instructions: ☐ DAL Disposal @ $2.50 per Container ☐ Return ☐ Pickup

Turn-Around-Time
☐ Same Day
☐ 24 Hour
☐ 48 Hour
☒ 5 Day Email
☐ 10 Day
☐ Other: ____

***Heavy Metals**: Please circle the desired analytes.

Ag Al (As) Ba Be (Cd) Cr Cr-VI Co Cu Fe Hg Li Mg Mn Mo Ni (Pb) Sb Se Tl V Zn - Total
Ag Al As Ba Be Cd Cr Cr-VI Co Cu Fe Hg Li Mg Mn Mo Ni Pb Sb Se Tl V Zn - Dissolved
Ag Al As Ba Be Cd Cr Cr-VI Co Cu Fe Hg Li Mg Mn Mo Ni Pb Sb Se Tl V Zn - TCLP

2.0 C

DRAGON ANALYTICAL LABORATORY

2818 Madrona Beach Rd NW, Olympia WA 98502
(360) 866-0543

Hazardous Waste, Microbiology, NPDES, Potable and Non-potable Water
Mobile Environmental Laboratory

Pioneer Technologies Corporation
Project: East Bay IA Stockpiles

DAL Number: 090821-01

ANALYTICAL RESULTS FOR THE ANALYSIS OF FUEL IN SOIL

Sample Identification	Date Analyzed	Percent Solids (%)	Diesel Fuel #2 NWTPH-Dx (mg/kg)	Heavy Oil NWTPH-Dx (mg/kg)	Surrogate Recovery 2-FBP (%)	Data Flags
Method Blank	8/24/2009	n/a	nd	nd	100	
SP16-Zone2-082109-1	8/24/2009	91.1	nd	nd	134	
SP16-Zone2-082109-2	8/24/2009	91.5	nd	nd	133	
LCS	8/24/2009	n/a	132%	n/a	n/a	
090824-MS	8/24/2009	n/a	83.8%	n/a	n/a	
090824-MSD	8/24/2009	n/a	101%	n/a	n/a	
SP16-Zone2-082109-1 Dup.	8/24/2009	91.1	nd	nd	122	
Method Reporting Limits			25	100		

WA-DOE-Laboratory Certification No.: C2013
"nd" indicates the analyte was not detected at or above the listed Method Reporting Limit.
"n/a" indicates not applicable
Sample results based on dry weight.
Comments and Explanations: None

Analyst: T. McCall
Data reviewed by:

DRAGON ANALYTICAL LABORATORY

2818 Madrona Beach Rd NW, Olympia WA 98502
(360) 866-0543

Hazardous Waste, Microbiology, NPDES, Potable and Non-potable Water
Mobile Environmental Laboratory

Pioneer Technologies Corporation
Project: East Bay IA Stockpiles

DAL Number: 090821-01

ANALYTICAL RESULTS FOR THE ANALYSIS OF GASOLINE RANGE ORGANICS IN SOIL

Sample Identification	Date Analyzed	Percent Solids (%)	Benzene EPA 8021B (mg/kg)	Toluene EPA 8021B (mg/kg)	Ethylbenzene EPA 8021B (mg/kg)	m&p-Xylene EPA 8021B (mg/kg)	o-Xylene EPA 8021B (mg/kg)	Gasoline NWTPH-Gx (mg/kg)	Surrogate Recovery BFB (%)	Data Flags
Method Blank	8/24/2009	n/a	nd	nd	nd	nd	nd	nd	71.1	
SP16-Zone2-082109-1	8/24/2009	91.1	nd	nd	nd	nd	nd	nd	80.0	
SP16-Zone2-082109-2	8/24/2009	91.5	nd	nd	nd	nd	nd	nd	65.3	
LCS	8/24/2009	n/a	104%	116%	98.9%	91.1%	110%	97.2%	n/a	
090824-MS	8/24/2009	n/a	106%	106%	95.5%	80.6%	96.8%	79.5%	n/a	
090824-MSD	8/24/2009	n/a	107%	104%	90.4%	83.9%	97.0%	108.0%	n/a	
SP16-Zone2-082109-1 Dup.	8/24/2009	91.1	nd	nd	nd	nd	nd	nd	76.1	
Method Reporting Limits			0.05	0.10	0.10	0.10	0.10	5.0		

WA-DOE-Laboratory Certification No.: C2013
"nd" indicates the analyte was not detected at or above the listed Method Reporting Limit.
"n/a" indicates not applicable
Sample results based on dry weight.

Comments and Explanations: None

Analyst: T. McCall
Data reviewed by:

DRAGON ANALYTICAL LABORATORY

2818 Madrona Beach Rd NW, Olympia WA 98502
(360) 866-0543

Hazardous Waste, Microbiology, NPDES, Potable and Non-potable Water
Mobile Environmental Laboratory

Pioneer Technologies Corporation
Project: East Bay IA Stockpiles

DAL Number: 090821-01

ANALYTICAL RESULTS FOR THE ANALYSIS OF HEAVY METALS IN SOIL BY EPA METHOD 6020 A

Sample Identification	Date Analyzed	Percent Solids	Arsenic (As)	Cadmium (Cd)	Lead (Pb)
Chemical Abstract Number (CAS)			7440-38-2	7440-43-9	7439-92-1
Units		(%)	(mg/kg)	(mg/kg)	(mg/kg)
Method Blank	8/24/2009	n/a	nd	nd	nd
SP16-Zone2-082109-1	8/24/2009	91.1	**3.49**	nd	**12.4**
SP16-Zone2-082109-2	8/24/2009	91.5	**3.01**	**0.29**	**40.0**
LCS	8/24/2009	n/a	100%	100%	104%
090824-MS	8/24/2009	n/a	99.3%	97.6%	123%
090824-MSD	8/24/2009	n/a	100%	97.1%	122%
Method Reporting Limits			0.25	0.25	0.25

WA-DOE-Laboratory Certification No.: C2013
"nd" indicates the analyte was not detected at or above the listed Method Reporting Limit.
"n/a" indicates not applicable
"MI" indicates Matrix Interference
Sample results based on dry weight.
Comments and Explanations: None

Analyst: T. McCall
Data reviewed by:

DRAGON ANALYTICAL LABORATORY

2818 Madrona Beach Rd NW, Olympia WA 98502
(360) 866-0543

Hazardous Waste, Microbiology, NPDES, Potable and Non-potable Water
Mobile Environmental Laboratory

Pioneer Technologies Corporation
Project: East Bay IA Stockpiles

DAL Number: 090821-01

ANALYTICAL RESULTS FOR THE ANALYSIS OF SEMI-VOLATILE COMPOUNDS IN SOIL BY EPA METHOD 8270

Sample Identification			Blank	SP16-Zone2-082109-1	SP16-Zone2-082109-2	LCS	090823-MS	090823-MSD	SP16-Zone2-082109-2
Percent Solids (%)			n/a	91.1	91.5	n/a	n/a	n/a	91.5
Date Extracted	CAS	MRL	8/21/2009	8/23/2009	8/23/2009	8/23/2009	8/23/2009	8/23/2009	8/23/2009
Date Anlayzed	Number	(mg/kg)	8/21/2009	8/23/2009	8/23/2009	8/23/2009	8/23/2009	8/23/2009	8/23/2009
Benzo(a)anthracene	56-55-3	0.01	nd	**0.05**	**0.14**	106%	107%	108%	**0.14**
Benzo(a)pyrene	50-32-8	0.01	nd	**0.03**	**0.12**	108%	109%	109%	**0.13**
Benzo(b)fluoranthene	205-99-2	0.01	nd	**0.04**	**0.19**	107%	108%	108%	**0.19**
Benzo(k)fluoranthene	207-08-9	0.01	nd	**0.01**	**0.14**	103%	104%	104%	**0.05**
Chrysene	218-01-9	0.01	nd	**0.04**	**0.19**	108%	110%	108%	**0.19**
Dibenzo(a,h)anthracene	53-70-3	0.01	nd	nd	nd	100%	100%	97.6%	nd
Ideno(1,2,3-cd)pyrene	193-39-5	0.01	nd	nd	nd	79.3%	108%	104%	nd
1-Methylnaphthalene	90-12-0	0.01	nd	**0.02**	**0.03**	101%	102%	104%	**0.07**
2-Methylnaphthalene	91-57-6	0.01	nd	**0.03**	**0.06**	109%	110%	112%	**0.03**
Naphthalene	91-20-3	0.01	nd	**0.04**	**0.10**	94.3%	95.4%	97.7%	**0.10**
Surrogate Recovery (%)									
2-Fluorophenol			81.7	82.9	98.8	95.6	105	105	99.5
Phenol-d6			88.2	92.2	106.0	89.3	108	107	107
Nitrobenzene-d5			104	103	112	113	107	105	113
2-Fluorobiphenol			111	106	121	109	103	119.0	121
2,4,6-Tribromophenol			50.1	60.6	75.9	83.5	77.8	80.1	77.5
Terphenyl-d14			131	119	130	123	117	113	125
Data Flags									

WA-DOE-Laboratory Certification No.: C2013
"nd" indicates the analyte was not detected at or above the listed Method Reporting Limit.
"n/a" indicates not applicable
Sample results based on dry weight.
Comments and Explanations: None
Analyst: T. McCall
Data reviewed by:

Pace Analytical®
www.pacelabs.com

CHAIN-OF-CUSTODY / Analytical Request Document

The Chain-of-Custody is a LEGAL DOCUMENT. All relevant fields must be completed accurately.

See RI Expectations Sent Previously

10110956

Page: of

1304775

Section A Required Client Information:

Company: PTC
Address: 2612 Yelm Hwy SE
Olympia WA 98501
Email To: robertsk@uspioneer.com
Phone: 360 570 1700 Fax:
Requested Due Date/TAT: 5day TAT

Section B Required Project Information:

Report To:
Copy To:
Purchase Order No.:
Project Name: Credit Card
Project Number: East Bay IA Stockpiles

Section C Invoice Information:

Attention:
Company Name:
Address:
Pace Quote Reference:
Pace Project Manager:
Pace Profile #:

REGULATORY AGENCY

☐ NPDES ☐ GROUND WATER ☐ DRINKING WATER
☐ UST ☐ RCRA ☐ OTHER

Site Location STATE: WA

Work Order No.: 10110956_8290

Section D Required Client Information

Matrix Codes (MATRIX / CODE)

Drinking Water	DW
Water	WT
Waste Water	WW
Product	P
Soil/Solid	SL
Oil	OL
Wipe	WP
Air	AR
Tissue	TS
Other	OT

SAMPLE ID
(A-Z, 0-9 / ,-)
Sample IDs MUST BE UNIQUE

Requested Analysis Filtered (Y/N)

ITEM #	SAMPLE ID	MATRIX CODE (see valid codes to left)	SAMPLE TYPE (G=GRAB C=COMP)	COLLECTED COMPOSITE START DATE	COLLECTED COMPOSITE START TIME	COLLECTED COMPOSITE END/GRAB DATE	COLLECTED COMPOSITE END/GRAB TIME	SAMPLE TEMP AT COLLECTION	# OF CONTAINERS	Preservatives: Unpreserved	H_2SO_4	HNO_3	HCl	NaOH	$Na_2S_2O_3$	Methanol	Other	Y/N	Analysis Test: Dioxin/Furans 8290	Analysis Test: PAH	Residual Chlorine (Y/N)	Pace Project No./ Lab I.D.
																		N	N			
1	SP16-Zone2-082109-1	SL	G			082109	800											X	X	X		
2	SP16-Zone2-082109-2	SL	G			082109	900											X	X	X		
3																						
4																						
5																						
6																						
7																						
8																						
9																						
10																						
11																						
12																						

proceed, despite temp exceedance for both analyses

Flexible TAT on 8290 testing

per Kara Roberts 8/24/09 MH

ADDITIONAL COMMENTS	RELINQUISHED BY / AFFILIATION	DATE	TIME	ACCEPTED BY / AFFILIATION	DATE	TIME
5day TAT by Email,	Kara Roberts	082109		Pace	9/2/09	9:18

SAMPLE CONDITIONS

Temp in °C	Received on Ice (Y/N)	Custody Seated Cooler (Y/N)	Samples Intact (Y/N)
1.5.3	Y	Y	Y

SAMPLER NAME AND SIGNATURE

PRINT Name of SAMPLER: Kara Roberts
SIGNATURE of SAMPLER: Kara Roberts
DATE Signed (MM/DD/YY): 082109

ORIGINAL

*Important Note: By signing this form you are accepting Pace's NET 30 day payment terms and agreeing to late charges of 1.5% per month for any invoices not paid within 30 days.

F-ALL-Q-020rev.07, 15-May-2007

Pace Analytical Services, Inc.
1700 Elm Street
Minneapolis, MN 55414
Phone: 612.607.1700
Fax: 612.607.6444

www.pacelabs.com

Report Prepared for:

Kara Roberts
Pioneer Technologies Corporation
2612 Yelm Highway SE
Olympia WA 98501

REPORT OF LABORATORY ANALYSIS FOR PCDD/PCDF

Report Information:

Pace Project #: 10110956
Sample Receipt Date: 08/24/2009
Client Project #: East Bay IA Stockpiles
Client Sub PO #: N/A
State Cert #: C218

Invoicing & Reporting Options:

The report provided has been invoiced as a Level 2 PCDD/PCDF Report. If an upgrade of this report package is requested, an additional charge may be applied.

Please review the attached invoice for accuracy and forward any questions to Scott Unze, your Pace Project Manager.

This report has been reviewed and prepared by:

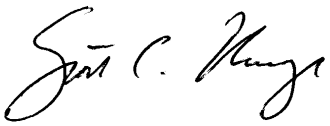

Scott Unze, Project Manager
(612) 607-6383
(612) 607-6444 (fax)
scott.unze@pacelabs.com

Report Prepared Date:
September 3, 2009

Report of Laboratory Analysis

This report should not be reproduced, except in full, without the written consent of Pace Analytical Services, Inc.

The results relate only to the samples included in this report.

Pace Analytical Services, Inc.
1700 Elm Street
Minneapolis, MN 55414
Phone: 612.607.1700
Fax: 612.607.6444

DISCUSSION

This report presents the results from the analyses performed on two samples submitted by a representative of Pioneer Technologies Corporation. The samples were analyzed for the presence or absence of polychlorodibenzo-p-dioxins (PCDDs) and polychlorodibenzofurans (PCDFs) using a modified version of USEPA Method 8290. Reporting limits were based on signal-to-noise calculations. The samples were received above the recommended temperature range of 0-6 degrees Celsius.

The recoveries of the isotopically-labeled PCDD/PCDF internal standards in the sample extracts ranged from 46-113%. All of the labeled standard recoveries obtained for this project were within the 40-135% target range specified in Method 8290. Since the quantification of the native 2,3,7,8-substituted isomers was based on isotope dilution, the data were automatically corrected for variation in recovery and accurate values were obtained.

In some cases, interfering substances impacted the determinations of PCDD or PCDF congeners. The affected values were flagged "I" where incorrect isotope ratios were obtained.

A laboratory method blank was prepared and analyzed with the sample batch as part of our routine quality control procedures. The results show the blank to be free of PCDDs and PCDFs at the reporting limits. These results indicate that the sample processing steps did not contribute significantly to the levels reported for the field samples.

A laboratory spike sample was also prepared with the sample batch using clean sand that had been fortified with native standards. The results show that the spiked native compounds were recovered at 87-104%. These results indicate a high degree of accuracy for these determinations. Matrix spikes were prepared with the sample batch using sample material from a separate project; results from these analyses will be provided upon request.

This report shall not be reproduced, except in full,
without the written consent of Pace Analytical Services, Inc.

Appendix A

Sample Management

Pace Analytical

Sample Condition Upon Receipt

Client Name: Pioneer Tech **Project #** 10110956

Courier: ☑ Fed Ex ☐ UPS ☐ USPS ☐ Client ☐ Commercial ☐ Pace Other _____

Tracking #: 7968 8012 8559

Custody Seal on Cooler/Box Present: ☑ yes ☐ no Seals Intact: ☐ yes ☐ no

Optional
Proj. Due Date:
Proj. Name:

Packing Material: ☐ Bubble Wrap ☑ Bubble Bags ☐ None ☐ Other _____ Temp Blank: Yes ✓ No _____

Thermometer Used 80344042 or (179425) **Type of Ice:** (Wet) Blue None ☐ Samples on ice, cooling process has begun

Cooler Temperature 15.3 **Biological Tissue is Frozen:** Yes No

Temp should be above freezing to 6°C **Comments:**

Date and initials of person examining contents: 8/24/09 SL

Chain of Custody Present:	☑Yes ☐No ☐N/A	1.
Chain of Custody Filled Out:	☑Yes ☐No ☐N/A	2.
Chain of Custody Relinquished:	☑Yes ☐No ☐N/A	3.
Sampler Name & Signature on COC:	☑Yes ☐No ☐N/A	4.
Samples Arrived within Hold Time:	☑Yes ☐No ☐N/A	5.
Short Hold Time Analysis (<72hr):	☐Yes ☑No ☐N/A	6.
Rush Turn Around Time Requested:	☑Yes ☐No ☐N/A	7.
Sufficient Volume:	☑Yes ☐No ☐N/A	8.
Correct Containers Used:	☑Yes ☐No ☐N/A	9.
-Pace Containers Used:	☑Yes ☐No ☐N/A	
Containers Intact:	☑Yes ☐No ☐N/A	10.
Filtered volume received for Dissolved tests	☐Yes ☑No ☐N/A	11.
Sample Labels match COC:	☑Yes ☐No ☐N/A	12.
-Includes date/time/ID/Analysis Matrix: SL		
All containers needing acid/base preservation have been checked. Noncompliance are noted in 13.	☐Yes ☐No ☑N/A	13. ☐ HNO3 ☐ H2SO4 ☐ NaOH ☐ HCl
All containers needing preservation are found to be in compliance with EPA recommendation.	☐Yes ☐No ☑N/A	Samp #
Exceptions: VOA,Coliform, TOC, Oil and Grease, WI-DRO (water)	☐Yes ☐No	Initial when completed / Lot # of added preservative
Samples checked for dechlorination:	☐Yes ☐No ☑N/A	14.
Headspace in VOA Vials (>6mm):	☐Yes ☐No ☑N/A	15.
Trip Blank Present:	☐Yes ☐No ☑N/A	16.
Trip Blank Custody Seals Present	☐Yes ☐No ☑N/A	
Pace Trip Blank Lot # (if purchased):		

Client Notification/ Resolution: Field Data Required? Y / N

Person Contacted: _____ Date/Time: _____

Comments/ Resolution: _____

Project Manager Review: NAH **Date:** 8/25/09

NW 8/24/09

Note: Whenever there is a discrepancy affecting North Carolina compliance samples, a copy of this form will be sent to the North Carolina DENR.

F-L213Rev.00, 05Aug2009

Pace Analytical Services, Inc.
1700 Elm Street SE, Suite 200, Minneapolis, MN 55414

Appendix B

Sample Analysis Summary

Pace Analytical Services, Inc.
1700 Elm Street - Suite 200
Minneapolis, MN 55414

Tel: 612-607-1700
Fax: 612- 607-6444

Method 8290 Sample Analysis Results

Client - Pioneer Technologies Corporation

Client's Sample ID	SP16-Zone2-082109-1		
Lab Sample ID	10110956001		
Filename	F90902C_14		
Injected By	SMT		
Total Amount Extracted	11.1 g	Matrix	Solid
% Moisture	9.3	Dilution	NA
Dry Weight Extracted	10.0 g	Collected	08/21/2009 08:00
ICAL ID	F90817	Received	08/24/2009 09:18
CCal Filename(s)	F90902C_06 & F90902C_22	Extracted	08/27/2009 18:30
Method Blank ID	BLANK-21083	Analyzed	09/03/2009 01:33

Native Isomers	Conc ng/Kg	EMPC ng/Kg	RL ng/Kg		Internal Standards	ng's Added	Percent Recovery
2,3,7,8-TCDF	0.89	-----	0.19	J	2,3,7,8-TCDF-13C	2.00	86
Total TCDF	20.00	-----	0.19		2,3,7,8-TCDD-13C	2.00	87
					1,2,3,7,8-PeCDF-13C	2.00	96
2,3,7,8-TCDD	0.41	-----	0.18	J	2,3,4,7,8-PeCDF-13C	2.00	94
Total TCDD	7.80	-----	0.18		1,2,3,7,8-PeCDD-13C	2.00	113
					1,2,3,4,7,8-HxCDF-13C	2.00	84
1,2,3,7,8-PeCDF	-----	0.61	0.22	I	1,2,3,6,7,8-HxCDF-13C	2.00	67
2,3,4,7,8-PeCDF	3.30	-----	0.18	J	2,3,4,6,7,8-HxCDF-13C	2.00	73
Total PeCDF	40.00	-----	0.20		1,2,3,7,8,9-HxCDF-13C	2.00	74
					1,2,3,4,7,8-HxCDD-13C	2.00	91
1,2,3,7,8-PeCDD	0.93	-----	0.29	J	1,2,3,6,7,8-HxCDD-13C	2.00	77
Total PeCDD	14.00	-----	0.29		1,2,3,4,6,7,8-HpCDF-13C	2.00	55
					1,2,3,4,7,8,9-HpCDF-13C	2.00	55
1,2,3,4,7,8-HxCDF	1.50	-----	0.22	J	1,2,3,4,6,7,8-HpCDD-13C	2.00	52
1,2,3,6,7,8-HxCDF	1.70	-----	0.21	J	OCDD-13C	4.00	46
2,3,4,6,7,8-HxCDF	2.40	-----	0.22	J			
1,2,3,7,8,9-HxCDF	-----	0.69	0.32	I	1,2,3,4-TCDD-13C	2.00	NA
Total HxCDF	26.00	-----	0.24		1,2,3,7,8,9-HxCDD-13C	2.00	NA
1,2,3,4,7,8-HxCDD	0.90	-----	0.29	J	2,3,7,8-TCDD-37Cl4	0.20	95
1,2,3,6,7,8-HxCDD	5.30	-----	0.33				
1,2,3,7,8,9-HxCDD	2.10	-----	0.31	J			
Total HxCDD	73.00	-----	0.31				
1,2,3,4,6,7,8-HpCDF	31.00	-----	0.48		Total 2,3,7,8-TCDD		
1,2,3,4,7,8,9-HpCDF	2.10	-----	0.75	J	Equivalence: 9.5 ng/Kg		
Total HpCDF	33.00	-----	0.61		(Using 2005 WHO Factors - Using PRL/2 where ND)		
1,2,3,4,6,7,8-HpCDD	380.00	-----	1.40				
Total HpCDD	1400.00	-----	1.40				
OCDF	150.00	-----	0.78				
OCDD	4900.00	-----	0.60				

Conc = Concentration (Totals include 2,3,7,8-substituted isomers).
EMPC = Estimated Maximum Possible Concentration
RL = Reporting Limit.

ND = Not Detected
NA = Not Applicable
NC = Not Calculated

Results reported on a dry weight basis and are valid to no more than 2 significant figures.
J = Value below calibration range
I = Interference present

REPORT OF LABORATORY ANALYSIS

This report shall not be reproduced, except in full,
without the written consent of Pace Analytical Services, Inc.

Pace Analytical Services, Inc.
1700 Elm Street - Suite 200
Minneapolis, MN 55414

Tel: 612-607-1700
Fax: 612- 607-6444

Method 8290 Sample Analysis Results

Client - Pioneer Technologies Corporation

Client's Sample ID	SP16-Zone2-082109-2		
Lab Sample ID	10110956002		
Filename	F90903A_06		
Injected By	SMT		
Total Amount Extracted	11.0 g	Matrix	Solid
% Moisture	9.5	Dilution	20
Dry Weight Extracted	9.96 g	Collected	08/21/2009 09:00
ICAL ID	F90817	Received	08/24/2009 09:18
CCal Filename(s)	F90902C_22 & F90903A_09	Extracted	08/27/2009 18:30
Method Blank ID	BLANK-21083	Analyzed	09/03/2009 12:29

Native Isomers	Conc ng/Kg	EMPC ng/Kg	RL ng/Kg		Internal Standards	ng's Added	Percent Recovery
2,3,7,8-TCDF	3.2	-----	1.5		2,3,7,8-TCDF-13C	2.00	87
Total TCDF	83.0	-----	1.5		2,3,7,8-TCDD-13C	2.00	92
					1,2,3,7,8-PeCDF-13C	2.00	90
2,3,7,8-TCDD	ND	-----	1.5		2,3,4,7,8-PeCDF-13C	2.00	90
Total TCDD	48.0	-----	1.5		1,2,3,7,8-PeCDD-13C	2.00	103
					1,2,3,4,7,8-HxCDF-13C	2.00	83
1,2,3,7,8-PeCDF	ND	-----	1.8		1,2,3,6,7,8-HxCDF-13C	2.00	73
2,3,4,7,8-PeCDF	18.0	-----	1.2		2,3,4,6,7,8-HxCDF-13C	2.00	72
Total PeCDF	230.0	-----	1.5		1,2,3,7,8,9-HxCDF-13C	2.00	82
					1,2,3,4,7,8-HxCDD-13C	2.00	89
1,2,3,7,8-PeCDD	-----	4.7	1.5	I	1,2,3,6,7,8-HxCDD-13C	2.00	81
Total PeCDD	42.0	-----	1.5		1,2,3,4,6,7,8-HpCDF-13C	2.00	61
					1,2,3,4,7,8,9-HpCDF-13C	2.00	68
1,2,3,4,7,8-HxCDF	-----	6.0	1.6	I	1,2,3,4,6,7,8-HpCDD-13C	2.00	65
1,2,3,6,7,8-HxCDF	-----	5.7	1.3	I	OCDD-13C	4.00	62
2,3,4,6,7,8-HxCDF	7.2	-----	2.1				
1,2,3,7,8,9-HxCDF	3.0	-----	1.6	J	1,2,3,4-TCDD-13C	2.00	NA
Total HxCDF	230.0	-----	1.6		1,2,3,7,8,9-HxCDD-13C	2.00	NA
1,2,3,4,7,8-HxCDD	5.1	-----	2.6		2,3,7,8-TCDD-37Cl4	0.20	96
1,2,3,6,7,8-HxCDD	34.0	-----	2.2				
1,2,3,7,8,9-HxCDD	14.0	-----	2.5				
Total HxCDD	470.0	-----	2.4				
1,2,3,4,6,7,8-HpCDF	160.0	-----	4.2		Total 2,3,7,8-TCDD		
1,2,3,4,7,8,9-HpCDF	9.2	-----	2.8		Equivalence: 51 ng/Kg		
Total HpCDF	550.0	-----	3.5		(Using 2005 WHO Factors - Using PRL/2 where ND)		
1,2,3,4,6,7,8-HpCDD	2600.0	-----	1.8				
Total HpCDD	9100.0	-----	1.8				
OCDF	900.0	-----	4.0				
OCDD	32000.0	-----	3.2				

Conc = Concentration (Totals include 2,3,7,8-substituted isomers).
EMPC = Estimated Maximum Possible Concentration
RL = Reporting Limit.

ND = Not Detected
NA = Not Applicable
NC = Not Calculated

Results reported on a dry weight basis and are valid to no more than 2 significant figures.
J = Value below calibration range
I = Interference present

REPORT OF LABORATORY ANALYSIS

This report shall not be reproduced, except in full,
without the written consent of Pace Analytical Services, Inc.

Pace Analytical Services, Inc.
1700 Elm Street - Suite 200
Minneapolis, MN 55414

Tel: 612-607-1700
Fax: 612- 607-6444

Method 8290 Blank Analysis Results

Lab Sample ID	BLANK-21083	Matrix	Solid
Filename	F90901A_11	Dilution	NA
Total Amount Extracted	20.2 g	Extracted	08/27/2009 18:30
ICAL ID	F90817	Analyzed	09/01/2009 16:35
CCal Filename(s)	F90831B_25 & F90901A_15	Injected By	SMT

Native Isomers	Conc ng/Kg	EMPC ng/Kg	RL ng/Kg		Internal Standards	ng's Added	Percent Recovery
2,3,7,8-TCDF	ND	-----	0.095		2,3,7,8-TCDF-13C	2.00	78
Total TCDF	ND	-----	0.095		2,3,7,8-TCDD-13C	2.00	83
					1,2,3,7,8-PeCDF-13C	2.00	87
2,3,7,8-TCDD	ND	-----	0.150		2,3,4,7,8-PeCDF-13C	2.00	86
Total TCDD	ND	-----	0.150		1,2,3,7,8-PeCDD-13C	2.00	97
					1,2,3,4,7,8-HxCDF-13C	2.00	84
1,2,3,7,8-PeCDF	ND	-----	0.190		1,2,3,6,7,8-HxCDF-13C	2.00	75
2,3,4,7,8-PeCDF	ND	-----	0.092		2,3,4,6,7,8-HxCDF-13C	2.00	76
Total PeCDF	ND	-----	0.140		1,2,3,7,8,9-HxCDF-13C	2.00	72
					1,2,3,4,7,8-HxCDD-13C	2.00	82
1,2,3,7,8-PeCDD	ND	-----	0.150		1,2,3,6,7,8-HxCDD-13C	2.00	84
Total PeCDD	ND	-----	0.150		1,2,3,4,6,7,8-HpCDF-13C	2.00	69
					1,2,3,4,7,8,9-HpCDF-13C	2.00	60
1,2,3,4,7,8-HxCDF	ND	-----	0.100		1,2,3,4,6,7,8-HpCDD-13C	2.00	73
1,2,3,6,7,8-HxCDF	ND	-----	0.075		OCDD-13C	4.00	46
2,3,4,6,7,8-HxCDF	ND	-----	0.096				
1,2,3,7,8,9-HxCDF	ND	-----	0.140		1,2,3,4-TCDD-13C	2.00	NA
Total HxCDF	ND	-----	0.100		1,2,3,7,8,9-HxCDD-13C	2.00	NA
1,2,3,4,7,8-HxCDD	ND	-----	0.160		2,3,7,8-TCDD-37Cl4	0.20	85
1,2,3,6,7,8-HxCDD	ND	-----	0.100				
1,2,3,7,8,9-HxCDD	ND	-----	0.120				
Total HxCDD	ND	-----	0.130				
1,2,3,4,6,7,8-HpCDF	ND	-----	0.120		Total 2,3,7,8-TCDD		
1,2,3,4,7,8,9-HpCDF	ND	-----	0.170		Equivalence: 0.21 ng/Kg		
Total HpCDF	ND	-----	0.140		(Using 2005 WHO Factors - Using PRL/2 where ND)		
1,2,3,4,6,7,8-HpCDD	ND	-----	0.130				
Total HpCDD	ND	-----	0.130				
OCDF	ND	-----	0.390				
OCDD	-----	0.61	0.430	I			

Conc = Concentration (Totals include 2,3,7,8-substituted isomers).
EMPC = Estimated Maximum Possible Concentration
RL = Reporting Limit

Results reported on a dry weight basis and are valid to no more than 2 significant figures.
I = Interference present

REPORT OF LABORATORY ANALYSIS

This report shall not be reproduced, except in full,
without the written consent of Pace Analytical Services, Inc.

Pace Analytical Services, Inc.
1700 Elm Street - Suite 200
Minneapolis, MN 55414

Tel: 612-607-1700
Fax: 612- 607-6444

Method 8290 Laboratory Control Spike Results

Lab Sample ID	LCS-21084		
Filename	F90901A_14	Matrix	Solid
Total Amount Extracted	22.3 g	Dilution	NA
ICAL ID	F90817	Extracted	08/27/2009 18:30
CCal Filename(s)	F90831B_25 & F90901A_15	Analyzed	09/01/2009 18:52
Method Blank ID	BLANK-21083	Injected By	SMT

Native Isomers	**Qs** (ng)	**Qm** (ng)	% Rec.	**Internal Standards**	**ng's Added**	**Percent Recovery**
2,3,7,8-TCDF	0.20	0.20	102	2,3,7,8-TCDF-13C	2.00	82
Total TCDF				2,3,7,8-TCDD-13C	2.00	88
				1,2,3,7,8-PeCDF-13C	2.00	91
2,3,7,8-TCDD	0.20	0.19	96	2,3,4,7,8-PeCDF-13C	2.00	91
Total TCDD				1,2,3,7,8-PeCDD-13C	2.00	104
				1,2,3,4,7,8-HxCDF-13C	2.00	84
1,2,3,7,8-PeCDF	1.00	0.99	99	1,2,3,6,7,8-HxCDF-13C	2.00	78
2,3,4,7,8-PeCDF	1.00	0.95	95	2,3,4,6,7,8-HxCDF-13C	2.00	77
Total PeCDF				1,2,3,7,8,9-HxCDF-13C	2.00	74
				1,2,3,4,7,8-HxCDD-13C	2.00	85
1,2,3,7,8-PeCDD	1.00	0.87	87	1,2,3,6,7,8-HxCDD-13C	2.00	83
Total PeCDD				1,2,3,4,6,7,8-HpCDF-13C	2.00	69
				1,2,3,4,7,8,9-HpCDF-13C	2.00	59
1,2,3,4,7,8-HxCDF	1.00	0.94	94	1,2,3,4,6,7,8-HpCDD-13C	2.00	73
1,2,3,6,7,8-HxCDF	1.00	1.00	100	OCDD-13C	4.00	46
2,3,4,6,7,8-HxCDF	1.00	0.97	97			
1,2,3,7,8,9-HxCDF	1.00	0.97	97	1,2,3,4-TCDD-13C	2.00	NA
Total HxCDF				1,2,3,7,8,9-HxCDD-13C	2.00	NA
1,2,3,4,7,8-HxCDD	1.00	0.87	87	2,3,7,8-TCDD-37Cl4	0.20	91
1,2,3,6,7,8-HxCDD	1.00	1.00	100			
1,2,3,7,8,9-HxCDD	1.00	0.95	95			
Total HxCDD						
1,2,3,4,6,7,8-HpCDF	1.00	1.01	101			
1,2,3,4,7,8,9-HpCDF	1.00	0.94	94			
Total HpCDF						
1,2,3,4,6,7,8-HpCDD	1.00	0.91	91			
Total HpCDD						
OCDF	2.00	2.00	100			
OCDD	2.00	2.08	104			

Qs = Quantity Spiked
Qm = Quantity Measured
Rec. = Recovery (Expressed as Percent)
P = Recovery outside of target range
X = Background subtracted value
Y = RF averaging used in calculations
Nn = Value obtained from additional analysis
NA = Not Applicable
* = See Discussion

REPORT OF LABORATORY ANALYSIS

This report shall not be reproduced, except in full,
without the written consent of Pace Analytical Services, Inc.

DRAGON
Analytical Laboratory

RCRA CHAIN OF CUSTODY RECORD

2818 Madrona Beach Rd. NW, Olympia, WA 98502
Phone: (360) 866-0543 Fax: (360) 866-0556
Email: DragonLab@comcast.net
Website: dragonlaboratory.com

Samples Collected By: Troy Bussey
Contact Number: _____

Client: PTC
Address: 2612 4Elm Hwy SE, Olympia, WA 98501
Phone: (360) 570-1700
Fax: _____
Email: robertsk@uspioneer.com
Project Name: East Bay IA Stockpiles
Project Location: Port of Olympia
Project Number: _____
Project P.O.: _____
Contact Person: Kara Roberts
DAL Project No.: 090828-01

Matrix Code:
WW = wastewater GW = groundwater S = soil or solid
SL = sludge V = vapor O = other

Sample Identification	Sample Matrix	Date Sampled	Time Sampled	Container Type	~~Mod~~ BTEX (EPA 8021b)	Gasoline (NWTPH-Gx)	Diesel (NWTPH-Dx)	Diesel & Oil (NWTPH-Dx)	Fuel Scan (NWTPH-HCID)	VOC's (EPA 8021b)	Organochlorine Pesticides (EPA 8081)	PCB's (EPA 8082)	Volatiles (EPA 8260)	PAH's (EPA 8100 or 8270/8270SIM)	Semi-Volatiles (EPA 8270)	Ignitability (EPA 1010)	Oil and Grease (EPA 1664 HEM)	pH (EPA 9040/9045)	Specific Conductance (EPA 9050)	Paint Filter Test (EPA 9095)	Heavy Metals* (EPA 7000 Series)	Biogenic Gases (EPA 3C)	Natural Attenuation Indicators	Gross Alpha Radioactivity (EPA 900)	Gross Beta Radioactivity (EPA 900)	TCLP Lead only
SP17_Zone4_082709	S	8/27/09	1645	3 Encore 2 4oz	X	X		X						X							X					
SP18_Zone2_082709	↓	↓	1700	↓	X	X		X						X							X					
SP19_Zone4_082709	↓	↓	1715	1 4oz																						X
SP17_Zone4_Composite	S	8/27/09	1720	1 4oz																						X

Relinquished by (Signature): Troy Bussey — Date/Time: 8/28/09 1230 — Received by (Signature): _____ — Date/Time: _____
Relinquished by (Signature): _____ — Date/Time: _____ — Received by (Signature): _____ — Date/Time: _____

Sample Disposal Instructions: ☐ DAL Disposal @ $2.50 per Container ☐ Return ☐ Pickup

Turn-Around-Time
☐ Same Day
☐ 24 Hour
☐ 48 Hour
☒ 5 Day
☐ 10 Day
☐ Other: _____

***Heavy Metals**: Please circle the desired analytes.

Ag Al (As) Ba Be (Cd) Cr Cr-VI Co Cu Fe Hg Li Mg Mn Mo Ni (Pb) Sb Se Tl V Zn - Total
Ag Al As Ba Be Cd Cr Cr-VI Co Cu Fe Hg Li Mg Mn Mo Ni Pb Sb Se Tl V Zn - Dissolved
Ag Al As Ba Be Cd Cr Cr-VI Co Cu Fe Hg Li Mg Mn Mo Ni Pb Sb Se Tl V Zn - TCLP

DRAGON ANALYTICAL LABORATORY

2818 Madrona Beach Rd NW, Olympia WA 98502
(360) 866-0543

Hazardous Waste, Microbiology, NPDES, Potable and Non-potable Water
Mobile Environmental Laboratory

Pioneer Technologies Corporation
Project: East Bay IA Stockpiles

DAL Number: 090828-01

ANALYTICAL RESULTS FOR THE ANALYSIS OF FUEL IN SOIL

Sample Identification	Date Analyzed	Percent Solids (%)	Diesel Fuel #2 NWTPH-Dx (mg/kg)	Heavy Oil NWTPH-Dx (mg/kg)	Surrogate Recovery 2-FBP (%)	Data Flags
Method Blank	9/2/2009	n/a	nd	nd	111	
SP17-Zone4-082709	9/2/2009	93.1	nd	nd	96.8	
SP18-Zone2-082709	9/2/2009	88.5	nd	nd	134	
LCS	9/2/2009	n/a	112%	n/a	n/a	
090902-MS	9/2/2009	n/a	101%	n/a	n/a	
090902-MSD	9/2/2009	n/a	97.5%	n/a	n/a	
SP17-Zone4-082709 Dup.	9/2/2009	93.1	nd	nd	72.7	
Method Reporting Limits			25	100		

WA-DOE-Laboratory Certification No.: C2013
"nd" indicates the analyte was not detected at or above the listed Method Reporting Limit.
"n/a" indicates not applicable
Sample results based on dry weight.
Comments and Explanations: None

Analyst: T. McCall
Data reviewed by:

DRAGON ANALYTICAL LABORATORY

2818 Madrona Beach Rd NW, Olympia WA 98502
(360) 866-0543

Hazardous Waste, Microbiology, NPDES, Potable and Non-potable Water
Mobile Environmental Laboratory

Pioneer Technologies Corporation
Project: East Bay IA Stockpiles

DAL Number: 090828-01

ANALYTICAL RESULTS FOR THE ANALYSIS OF GASOLINE RANGE ORGANICS IN SOIL

Sample Identification	Date Analyzed	Percent Solids (%)	Benzene EPA 8021B (mg/kg)	Toluene EPA 8021B (mg/kg)	Ethylbenzene EPA 8021B (mg/kg)	m&p-Xylene EPA 8021B (mg/kg)	o-Xylene EPA 8021B (mg/kg)	Gasoline NWTPH-Gx (mg/kg)	Surrogate Recovery BFB (%)	Data Flags
Method Blank	9/2/2009	n/a	nd	nd	nd	nd	nd	nd	74.6	
SP17-Zone4-082709	9/2/2009	93.1	nd	nd	nd	nd	nd	nd	67.7	
SP18-Zone2-082709	9/2/2009	88.5	nd	nd	nd	nd	nd	nd	87.1	
LCS	9/2/2009	n/a	104%	90.9%	96.2%	86.8%	97.1%	95.4%	n/a	
090902-MS	9/2/2009	n/a	91%	98%	80.3%	72.0%	84.0%	105%	n/a	
090902-MSD	9/2/2009	n/a	89.8%	89.5%	87.2%	86.1%	121.0%	93.7%	n/a	
SP17-Zone4-082709 Dup	9/2/2009	93.1	nd	nd	nd	nd	nd	nd		
Method Reporting Limits			0.05	0.10	0.10	0.10	0.10	5.0	109	

WA-DOE-Laboratory Certification No.: C2013

"nd" indicates the analyte was not detected at or above the listed Method Reporting Limit.

"n/a" indicates not applicable

Sample results based on dry weight.

Comments and Explanations: None

Analyst: T. McCall

Data reviewed by:

DRAGON ANALYTICAL LABORATORY

2818 Madrona Beach Rd NW, Olympia WA 98502
(360) 866-0543

Hazardous Waste, Microbiology, NPDES, Potable and Non-potable Water
Mobile Environmental Laboratory

Pioneer Technologies Corporation
Project: East Bay IA Stockpiles

DAL Number: 090828-01

ANALYTICAL RESULTS FOR THE ANALYSIS OF HEAVY METALS IN SOIL BY EPA METHOD 6020 A

Sample Identification	Date Analyzed	Percent Solids	Arsenic (As)	Cadmium (Cd)	Lead (Pb)
Chemical Abstract Number (CAS)			7440-38-2	7440-43-9	7439-92-1
Units		(%)	(mg/kg)	(mg/kg)	(mg/kg)
Method Blank	9/4/2009	n/a	nd	nd	nd
SP17-Zone4-082709	9/4/2009	93.1	**2.56**	nd	**10.1**
SP18-Zone2-082709	9/4/2009	88.5	**2.45**	nd	**14.20**
LCS	9/4/2009	n/a	96.8%	93.0%	96.5%
090904-MS	9/4/2009	n/a	MI	101%	MI
090904-MSD	9/4/2009	n/a	MI	99.0%	MI
SP18-Zone2-082709 Dup.	9/4/2009	88.5	**2.50**	nd	**14.20**
Method Reporting Limits			0.25	0.25	0.25

WA-DOE-Laboratory Certification No.: C2013
"nd" indicates the analyte was not detected at or above the listed Method Reporting Limit.
"n/a" indicates not applicable
"MI" indicates Matrix Interference
Sample results based on dry weight.
Comments and Explanations: None

Analyst: T. McCall
Data reviewed by:

DRAGON ANALYTICAL LABORATORY

2818 Madrona Beach Rd NW, Olympia WA 98502
(360) 866-0543

Hazardous Waste, Microbiology, NPDES, Potable and Non-potable Water
Mobile Environmental Laboratory

Pioneer Technologies Corporation
Project: East Bay IA Stockpiles

DAL Number: 090828-01

ANALYTICAL RESULTS FOR THE ANALYSIS OF SEMI-VOLATILE COMPOUNDS IN SOIL BY EPA METHOD 8270

Sample Identification			Blank	SP17-Zone4-082709	SP18-Zone2-082709	LCS	090904-MS	090904-MSD	SP17-Zone4-082709 Dup.
Percent Solids (%)			n/a	93.1	88.5	n/a	n/a	n/a	93.1
Date Extracted	CAS	MRL	9/4/2009	9/4/2009	9/4/2009	9/4/2009	9/4/2009	9/4/2009	9/4/2009
Date Anlayzed	Number	(mg/kg)	9/4/2009	9/4/2009	9/4/2009	9/4/2009	9/4/2009	9/4/2009	9/4/2009
Benzo(a)anthracene	56-55-3	0.01	nd	**0.02**	**0.52**	137%	117%	118%	**0.02**
Benzo(a)pyrene	50-32-8	0.01	nd	nd	**0.31**	n/a	n/a	n/a	nd
Benzo(b)fluoranthene	205-99-2	0.01	nd	nd	**0.34**	n/a	n/a	n/a	nd
Benzo(k)fluoranthene	207-08-9	0.01	nd	nd	**0.16**	n/a	n/a	n/a	nd
Chrysene	218-01-9	0.01	nd	**0.01**	**0.57**	130%	113%	111%	**0.01**
Dibenzo(a,h)anthracene	53-70-3	0.01	nd	nd	nd	n/a	n/a	n/a	nd
Ideno(1,2,3-cd)pyrene	193-39-5	0.01	nd	nd	**0.02**	71.4%	67.1%	66.5%	nd
1-Methylnaphthalene	90-12-0	0.01	nd	nd	**0.28**	n/a	n/a	n/a	nd
2-Methylnaphthalene	91-57-6	0.01	nd	nd	**0.2**	n/a	n/a	n/a	nd
Naphthalene	91-20-3	0.01	nd	**0.01**	**0.16**	n/a	n/a	n/a	nd
Surrogate Recovery (%)									
2-Fluorophenol			98.8	39.4	45.3	53.0	81.0	81.1	40.7
Phenol-d6			93.6	59.4	77.9	89.3	104	105	59.6
Nitrobenzene-d5			111	106	112	113	104	103	106
2-Fluorobiphenol			114	96.7	130	117	117	110	103
2,4,6-Tribromophenol			51.7	53.2	78.2	93.1	89.1	88.1	56.3
Terphenyl-d14			128	124	150	151	135	133	126
Data Flags									

WA-DOE-Laboratory Certification No.: C2013
"nd" indicates the analyte was not detected at or above the listed Method Reporting Limit.
"n/a" indicates not applicable
Sample results based on dry weight.
Comments and Explanations: None
Analyst: T. McCall
Data reviewed by:

DRAGON ANALYTICAL LABORATORY

2818 Madrona Beach Rd NW, Olympia WA 98502
(360) 866-0543

Hazardous Waste, Microbiology, NPDES, Potable and Non-potable Water
Mobile Environmental Laboratory

Pioneer Technologies Corporation
Project: East Bay IA Stockpile

DAL Number: 090828-01

QUALITY CONTROL RESULTS FOR THE ANALYSIS OF TCLP HEAVY METALS IN SOIL BY EPA METHOD 1311 AND EPA METHOD 6020 A

Sample Preparation Information for TCLP by EPA Method 1311

Sample Identification	Method Blank
Percent Solids	n/a
No. of Extractions	1
Type of Extraction	Rotary
Extraction Fluid	#1
Date Extracted	9/2/2009

Sample Preparation Information for TCLP by EPA Method 1311

Sample Identification	LCS
Percent Solids	n/a
No. of Extractions	1
Type of Extraction	Rotary
Extraction Fluid	#1
Date Extracted	9/2/2009

Sample Preparation Information for TCLP by EPA Method 1311

Sample Identification	SP17-ZONE4-Composite MS
Percent Solids	n/a
No. of Extractions	1
Type of Extraction	Rotary
Extraction Fluid	#1
Date Extracted	9/2/2009

Sample Preparation Information for TCLP by EPA Method 1311

Sample Identification	SP17-ZONE4-Composite
Percent Solids	93.7
No. of Extractions	1
Type of Extraction	Rotary
Extraction Fluid	#1
Date Extracted	9/2/2009

Sample Preparation Information for TCLP by EPA Method 1311

Sample Identification	SP17-ZONE4-Composite Dup.
Percent Solids	93.7
No. of Extractions	1
Type of Extraction	Rotary
Extraction Fluid	#1
Date Extracted	9/2/2009

Sample Preparation Information for TCLP by EPA Method 1311

Sample Identification	SP17-ZONE4-Composite MSD
Percent Solids	n/a
No. of Extractions	1
Type of Extraction	Rotary
Extraction Fluid	#1
Date Extracted	9/2/2009

Sample Preparation Information for

Sample Identification	SP19-ZONE4-082709
Percent Solids	87.9
No. of Extractions	1
Type of Extraction	Rotary
Extraction Fluid	#1
Date Extracted	9/2/2009

Comments and Explanations: None

Analyst: T. McCall
Data reviewed by: R. Lewis

DRAGON ANALYTICAL LABORATORY

2818 Madrona Beach Rd NW, Olympia WA 98502
(360) 866-0543

Hazardous Waste, Microbiology, NPDES, Potable and Non-potable Water
Mobile Environmental Laboratory

Pioneer Technologies Corporation
Project: East Bay IA Stockpile

DAL Number: 090828-01

ANALYTICAL RESULTS FOR THE ANALYSIS OF TCLP HEAVY METALS IN SOIL BY EPA METHOD 1311 AND EPA METHOD 6020 A

Sample Identification	Date Analyzed	Lead (Pb)
Chemical Abstract Number (CAS)		7439-92-1
Units		(mg/L)
Method Blank	9/4/2009	nd
SP17-ZONE4-Composite	9/4/2009	nd
SP19-ZONE4-082709	9/4/2009	nd
LCS	9/4/2009	110.0%
090904-MS	9/4/2009	122%
090904-MSD	9/4/2009	118.0%
SP17-ZONE4-082709 Dup.	9/4/2009	nd
Method Reporting Limits		0.25

WA-DOE-Laboratory Certification No.: C2013

"nd" indicates the analyte was not detected at or above the listed Method Reporting Limit.

"n/a" indicates not applicable
"MI" indicates Matrix Interference
Sample results based on dry weight.
Comments and Explanations: None

Analyst: T. McCall
Data reviewed by:

Pace Analytical®
www.pacelabs.com

CHAIN-OF-CUSTODY / Analytical Request Document

The Chain-of-Custody is a LEGAL DOCUMENT. All relevant fields must be completed accurately.

1011483

Page: of

1269218

Section A Required Client Information:
Company: PIONEER TECHNOLOGIES
Address: 2617 YELM HWY SE
OLY, WA 98501
Email To: robertsk@uspioneer.com
Phone: 360\570-1700 Fax:
Requested Due Date/TAT: 5-DAY

Section B Required Project Information:
Report To: KARA ROBERTS
Copy To: TROY BUSSEY
Purchase Order No.: CREDIT CARD
Project Name: EAST BAY IA STOCKPILES
Project Number:

Section C Invoice Information:
Attention: SAME
Company Name:
Address:
Pace Quote Reference:
Pace Project Manager: SCOTT UNZE
Pace Profile #:

REGULATORY AGENCY
☐ NPDES ☐ GROUND WATER ☐ DRINKING WATER
☐ UST ☐ RCRA ☒ OTHER

Site Location STATE: WA

Section D Required Client Information

Matrix Codes MATRIX / CODE: Drinking Water DW, Water WT, Waste Water WW, Product P, Soil/Solid SL, Oil OL, Wipe WP, Air AR, Tissue TS, Other OT

SAMPLE ID (A-Z, 0-9 / ,-) Sample IDs MUST BE UNIQUE

ITEM #	SAMPLE ID	MATRIX CODE (see valid codes to left)	SAMPLE TYPE (G=GRAB C=COMP)	COLLECTED COMPOSITE START DATE	COLLECTED COMPOSITE START TIME	COLLECTED COMPOSITE END/GRAB DATE	COLLECTED COMPOSITE END/GRAB TIME	SAMPLE TEMP AT COLLECTION	# OF CONTAINERS	Preservatives: Unpreserved	H_2SO_4	HNO_3	HCl	NaOH	$Na_2S_2O_3$	Methanol	Other	Analysis Test (Y/N)	Requested Analysis Filtered (Y/N): DIOXINS/FURANS 8290	PAHs 8270	Residual Chlorine (Y/N)	Pace Project No./ Lab I.D.
1	SP17_ZONE 4_082709	SL	G	8/27/09	1645			90°F	1	X									X	X		004
2	SP18_ZONE 2_082709	↓	↓	↓	1700			↓	1	X									X	X		002
3																						
4																						
5																						
6																						
7																						
8																						
9																						
10																						
11																						
12																						

ADDITIONAL COMMENTS	RELINQUISHED BY / AFFILIATION	DATE	TIME	ACCEPTED BY / AFFILIATION	DATE	TIME	SAMPLE CONDITIONS: Temp in °C	Received on Ice (Y/N)	Custody Sealed Cooler (Y/N)	Samples Intact (Y/N)
5-DAY TAT by Email	TROY BUSSEY	8/28/09	1230	[signature] PACE MN	8-31-09	0910	16.6	Y	Y	Y

SAMPLER NAME AND SIGNATURE: [signature]
PRINT Name of SAMPLER: TROY BUSSEY
SIGNATURE of SAMPLER:
DATE Signed (MM/DD/YY): 8/28/09

3

*Important Note: By signing this form you are accepting Pace's NET 30 day payment terms and agreeing to late charges of 1.5% per month for any invoices not paid within 30 days.

F-ALL-Q-020rev.07, 15 May 2007

Pace Analytical Services, Inc.
1700 Elm Street
Minneapolis, MN 55414
Phone: 612.607.1700
Fax: 612.607.6444

www.pacelabs.com

Report Prepared for:

Kara Roberts
Pioneer Technologies Corporation
2612 Yelm Highway SE
Olympia WA 98501

REPORT OF LABORATORY ANALYSIS FOR PCDD/PCDF

Report Information:

Pace Project #: 10111483
Sample Receipt Date: 08/31/2009
Client Project #: East Bay IA Stockpiles
Client Sub PO #: N/A
State Cert #: C218

Invoicing & Reporting Options:

The report provided has been invoiced as a Level 2 PCDD/PCDF Report. If an upgrade of this report package is requested, an additional charge may be applied.

Please review the attached invoice for accuracy and forward any questions to Scott Unze, your Pace Project Manager.

This report has been reviewed and prepared by:

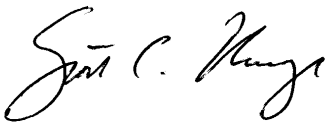

Scott Unze, Project Manager
(612) 607-6383
(612) 607-6444 (fax)
scott.unze@pacelabs.com

Report Prepared Date:
September 8, 2009

Report of Laboratory Analysis

This report should not be reproduced, except in full, without the written consent of Pace Analytical Services, Inc.

The results relate only to the samples included in this report.

Pace Analytical Services, Inc.
1700 Elm Street
Minneapolis, MN 55414
Phone: 612.607.1700
Fax: 612.607.6444

DISCUSSION

This report presents the results from the analyses performed on two samples submitted by a representative of Pioneer Technologies Corporation. The samples were analyzed for the presence or absence of polychlorodibenzo-p-dioxins (PCDDs) and polychlorodibenzofurans (PCDFs) using a modified version of USEPA Method 8290. Reporting limits were based on signal-to-noise calculations. The samples were received above the recommended temperature range of 0-6 degrees Celsius.

The recoveries of the isotopically-labeled PCDD/PCDF internal standards in the sample extracts ranged from 55-110%. All of the labeled standard recoveries obtained for this project were within the 40-135% target range specified in Method 8290. Since the quantification of the native 2,3,7,8-substituted isomers was based on isotope dilution, the data were automatically corrected for variation in recovery and accurate values were obtained.

In some cases, interfering substances impacted the determinations of PCDD or PCDF congeners. The affected values were flagged "I" where incorrect isotope ratios were obtained, or "E" where polychlorinated diphenyl ethers were present.

A laboratory method blank was prepared and analyzed with the sample batch as part of our routine quality control procedures. The results show the blank to be free of PCDDs and PCDFs at the reporting limits, with the exception of a trace level of HpCDD. This was below the calibration range of the method. The HpCDD levels reported for the field samples were higher than the HpCDD level in the blank by three orders of magnitude. These results indicate that the sample processing steps did not contribute significantly to the levels reported for the field samples.

A laboratory spike sample was also prepared with the sample batch using clean sand that had been fortified with native standards. The results show that the spiked native compounds were recovered at 92-110%. These results indicate a high degree of accuracy for these determinations. Matrix spikes were prepared with the sample batch using sample material from a separate project; results from these analyses will be provided upon request.

This report shall not be reproduced, except in full,
without the written consent of Pace Analytical Services, Inc.

Appendix A

Sample Management

Sample Condition Upon Receipt

Pace Analytical

Client Name: Pioneer Technologies Project # 10111483

Courier: ☑ Fed Ex ☐ UPS ☐ USPS ☐ Client ☐ Commercial ☐ Pace Other _____

Tracking #: 7915-0475-6553

Optional: Proj. Due Date: Proj. Name:

Custody Seal on Cooler/Box Present: ☑ yes ☐ no Seals intact: ☑ yes ☐ no

Packing Material: ☐ Bubble Wrap ☑ Bubble Bags ☐ None ☐ Other _____ Temp Blank: Yes ____ No ✓

Thermometer Used 80344842 or 179425 Type of Ice: (Wet) Blue None ☐ Samples on ice, cooling process has begun

Cooler Temperature 16.0 Biological Tissue is Frozen: Yes No

Temp should be above freezing to 6°C

Date and initials of person examining contents: 8.31.09

Comments:

Chain of Custody Present:	☑Yes ☐No ☐N/A	1.
Chain of Custody Filled Out:	☑Yes ☐No ☐N/A	2.
Chain of Custody Relinquished:	☑Yes ☐No ☐N/A	3.
Sampler Name & Signature on COC:	☑Yes ☐No ☐N/A	4.
Samples Arrived within Hold Time:	☑Yes ☐No ☐N/A	5.
Short Hold Time Analysis (<72hr):	☐Yes ☐No ☑N/A	6.
Rush Turn Around Time Requested:	☑Yes ☐No ☐N/A	7. 5 day
Sufficient Volume:	☑Yes ☐No ☐N/A	8.
Correct Containers Used:	☑Yes ☐No ☐N/A	9.
-Pace Containers Used:	☑Yes ☐No ☐N/A	
Containers Intact:	☑Yes ☐No ☐N/A	10.
Filtered volume received for Dissolved tests	☐Yes ☐No ☑N/A	11.
Sample Labels match COC:	☑Yes ☐No ☐N/A	12.
-Includes date/time/ID/Analysis Matrix: SI		
All containers needing acid/base preservation have been checked. Noncompliance are noted in 13.	☐Yes ☐No ☑N/A	13. ☐ HNO3 ☐ H2SO4 ☐ NaOH ☐ HCl
All containers needing preservation are found to be in compliance with EPA recommendation.	☐Yes ☐No ☑N/A	Samp #
Exceptions: VOA,Coliform, TOC, Oil and Grease, WI-DRO (water)	☐Yes ☑No	Initial when completed / Lot # of added preservative
Samples checked for dechlorination:	☐Yes ☐No ☑N/A	14.
Headspace in VOA Vials (>6mm):	☐Yes ☐No ☑N/A	15.
Trip Blank Present:	☐Yes ☐No ☑N/A	16.
Trip Blank Custody Seals Present	☐Yes ☐No ☑N/A	
Pace Trip Blank Lot # (if purchased):		

Client Notification/ Resolution: Field Data Required? Y / N

Person Contacted: Kara Date/Time: 08/31/09

Comments/ Resolution:

Waived temp neg.

Project Manager Review: Date: 08/31/09

NEW 8/31/09

Note: Whenever there is a discrepancy affecting North Carolina compliance samples, a copy of this form will be sent to the North Carolina Client.

F-L213Rev.00, 05Aug2009

Appendix B

Sample Analysis Summary

Pace Analytical Services, Inc.
1700 Elm Street - Suite 200
Minneapolis, MN 55414

Tel: 612-607-1700
Fax: 612- 607-6444

Method 8290 Sample Analysis Results

Client - Pioneer Technologies Corporation

Client's Sample ID	SP17-ZONE4-082709		
Lab Sample ID	10111483001		
Filename	F90905B_13		
Injected By	BAL		
Total Amount Extracted	11.4 g	Matrix	Solid
% Moisture	9.6	Dilution	NA
Dry Weight Extracted	10.3 g	Collected	08/27/2009 16:45
ICAL ID	F90817	Received	08/31/2009 09:10
CCal Filename(s)	F90905B_01 & F90905B_17	Extracted	09/02/2009 17:00
Method Blank ID	BLANK-20963	Analyzed	09/06/2009 00:11

Native Isomers	Conc ng/Kg	EMPC ng/Kg	RL ng/Kg		Internal Standards	ng's Added	Percent Recovery
2,3,7,8-TCDF	-----	0.46	0.19	I	2,3,7,8-TCDF-13C	2.00	87
Total TCDF	17.00	-----	0.19		2,3,7,8-TCDD-13C	2.00	91
					1,2,3,7,8-PeCDF-13C	2.00	95
2,3,7,8-TCDD	ND	-----	0.30		2,3,4,7,8-PeCDF-13C	2.00	94
Total TCDD	25.00	-----	0.30		1,2,3,7,8-PeCDD-13C	2.00	109
					1,2,3,4,7,8-HxCDF-13C	2.00	88
1,2,3,7,8-PeCDF	0.66	-----	0.27	J	1,2,3,6,7,8-HxCDF-13C	2.00	84
2,3,4,7,8-PeCDF	5.40	-----	0.32		2,3,4,6,7,8-HxCDF-13C	2.00	83
Total PeCDF	83.00	-----	0.29		1,2,3,7,8,9-HxCDF-13C	2.00	83
					1,2,3,4,7,8-HxCDD-13C	2.00	95
1,2,3,7,8-PeCDD	0.51	-----	0.48	J	1,2,3,6,7,8-HxCDD-13C	2.00	88
Total PeCDD	31.00	-----	0.48		1,2,3,4,6,7,8-HpCDF-13C	2.00	73
					1,2,3,4,7,8,9-HpCDF-13C	2.00	67
1,2,3,4,7,8-HxCDF	-----	25.00	0.31	E	1,2,3,4,6,7,8-HpCDD-13C	2.00	78
1,2,3,6,7,8-HxCDF	3.50	-----	0.42	J	OCDD-13C	4.00	55
2,3,4,6,7,8-HxCDF	-----	1.90	0.23	I			
1,2,3,7,8,9-HxCDF	4.00	-----	0.30	J	1,2,3,4-TCDD-13C	2.00	NA
Total HxCDF	60.00	-----	0.32		1,2,3,7,8,9-HxCDD-13C	2.00	NA
1,2,3,4,7,8-HxCDD	-----	0.46	0.32	I	2,3,7,8-TCDD-37Cl4	0.20	97
1,2,3,6,7,8-HxCDD	7.90	-----	0.29				
1,2,3,7,8,9-HxCDD	1.90	-----	0.28	J			
Total HxCDD	96.00	-----	0.30				
1,2,3,4,6,7,8-HpCDF	150.00	-----	0.69		Total 2,3,7,8-TCDD		
1,2,3,4,7,8,9-HpCDF	15.00	-----	1.10		Equivalence: 9.8 ng/Kg		
Total HpCDF	600.00	-----	0.87		(Using 2005 WHO Factors - Using PRL/2 where ND)		
1,2,3,4,6,7,8-HpCDD	310.00	-----	0.32				
Total HpCDD	530.00	-----	0.32				
OCDF	780.00	-----	0.61				
OCDD	2700.00	-----	0.87				

Conc = Concentration (Totals include 2,3,7,8-substituted isomers).
EMPC = Estimated Maximum Possible Concentration
RL = Reporting Limit.

ND = Not Detected
NA = Not Applicable
NC = Not Calculated

Results reported on a dry weight basis and are valid to no more than 2 significant figures.
J = Value below calibration range
E = PCDE Interference
I = Interference present

REPORT OF LABORATORY ANALYSIS

This report shall not be reproduced, except in full,
without the written consent of Pace Analytical Services, Inc.

Pace Analytical Services, Inc.
1700 Elm Street - Suite 200
Minneapolis, MN 55414

Tel: 612-607-1700
Fax: 612- 607-6444

Method 8290 Sample Analysis Results

Client - Pioneer Technologies Corporation

Client's Sample ID	SP18-ZONE2-082709		
Lab Sample ID	10111483002		
Filename	F90905B_14		
Injected By	BAL		
Total Amount Extracted	11.4 g	Matrix	Solid
% Moisture	11.7	Dilution	NA
Dry Weight Extracted	10.1 g	Collected	08/27/2009 17:00
ICAL ID	F90817	Received	08/31/2009 09:10
CCal Filename(s)	F90905B_01 & F90905B_17	Extracted	09/02/2009 17:00
Method Blank ID	BLANK-20963	Analyzed	09/06/2009 00:58

Native Isomers	Conc ng/Kg	EMPC ng/Kg	RL ng/Kg		Internal Standards	ng's Added	Percent Recovery
2,3,7,8-TCDF	1.4	-----	0.18		2,3,7,8-TCDF-13C	2.00	88
Total TCDF	25.0	-----	0.18		2,3,7,8-TCDD-13C	2.00	90
					1,2,3,7,8-PeCDF-13C	2.00	96
2,3,7,8-TCDD	ND	-----	0.25		2,3,4,7,8-PeCDF-13C	2.00	96
Total TCDD	12.0	-----	0.25		1,2,3,7,8-PeCDD-13C	2.00	110
					1,2,3,4,7,8-HxCDF-13C	2.00	86
1,2,3,7,8-PeCDF	-----	0.74	0.62	I	1,2,3,6,7,8-HxCDF-13C	2.00	76
2,3,4,7,8-PeCDF	2.1	-----	0.25	J	2,3,4,6,7,8-HxCDF-13C	2.00	77
Total PeCDF	26.0	-----	0.44		1,2,3,7,8,9-HxCDF-13C	2.00	83
					1,2,3,4,7,8-HxCDD-13C	2.00	89
1,2,3,7,8-PeCDD	1.2	-----	0.39	J	1,2,3,6,7,8-HxCDD-13C	2.00	83
Total PeCDD	21.0	-----	0.39		1,2,3,4,6,7,8-HpCDF-13C	2.00	71
					1,2,3,4,7,8,9-HpCDF-13C	2.00	69
1,2,3,4,7,8-HxCDF	-----	2.10	0.25	I	1,2,3,4,6,7,8-HpCDD-13C	2.00	77
1,2,3,6,7,8-HxCDF	1.4	-----	0.19	J	OCDD-13C	4.00	58
2,3,4,6,7,8-HxCDF	1.7	-----	0.22	J			
1,2,3,7,8,9-HxCDF	-----	0.31	0.22	I	1,2,3,4-TCDD-13C	2.00	NA
Total HxCDF	20.0	-----	0.22		1,2,3,7,8,9-HxCDD-13C	2.00	NA
1,2,3,4,7,8-HxCDD	-----	0.96	0.35	I	2,3,7,8-TCDD-37Cl4	0.20	95
1,2,3,6,7,8-HxCDD	3.6	-----	0.31	J			
1,2,3,7,8,9-HxCDD	2.1	-----	0.30	J			
Total HxCDD	41.0	-----	0.32				
1,2,3,4,6,7,8-HpCDF	30.0	-----	0.27		Total 2,3,7,8-TCDD		
1,2,3,4,7,8,9-HpCDF	1.4	-----	0.41	J	Equivalence: 4.5 ng/Kg		
Total HpCDF	32.0	-----	0.34		(Using 2005 WHO Factors - Using PRL/2 where ND)		
1,2,3,4,6,7,8-HpCDD	87.0	-----	0.60				
Total HpCDD	210.0	-----	0.60				
OCDF	83.0	-----	0.39				
OCDD	860.0	-----	0.35				

Conc = Concentration (Totals include 2,3,7,8-substituted isomers).
EMPC = Estimated Maximum Possible Concentration
RL = Reporting Limit.
ND = Not Detected
NA = Not Applicable
NC = Not Calculated

Results reported on a dry weight basis and are valid to no more than 2 significant figures.
J = Value below calibration range
I = Interference present

REPORT OF LABORATORY ANALYSIS

This report shall not be reproduced, except in full,
without the written consent of Pace Analytical Services, Inc.

Pace Analytical Services, Inc.
1700 Elm Street - Suite 200
Minneapolis, MN 55414

Tel: 612-607-1700
Fax: 612- 607-6444

Method 8290 Blank Analysis Results

Lab Sample ID	BLANK-20963	Matrix	Solid
Filename	F90905B_09	Dilution	NA
Total Amount Extracted	20.5 g	Extracted	09/02/2009 17:00
ICAL ID	F90817	Analyzed	09/05/2009 21:06
CCal Filename(s)	F90905B_01 & F90905B_17	Injected By	BAL

Native Isomers	Conc ng/Kg	EMPC ng/Kg	RL ng/Kg		Internal Standards	ng's Added	Percent Recovery
2,3,7,8-TCDF	ND	-----	0.043		2,3,7,8-TCDF-13C	2.00	74
Total TCDF	ND	-----	0.043		2,3,7,8-TCDD-13C	2.00	80
					1,2,3,7,8-PeCDF-13C	2.00	85
2,3,7,8-TCDD	ND	-----	0.070		2,3,4,7,8-PeCDF-13C	2.00	88
Total TCDD	ND	-----	0.070		1,2,3,7,8-PeCDD-13C	2.00	100
					1,2,3,4,7,8-HxCDF-13C	2.00	75
1,2,3,7,8-PeCDF	ND	-----	0.064		1,2,3,6,7,8-HxCDF-13C	2.00	74
2,3,4,7,8-PeCDF	ND	-----	0.053		2,3,4,6,7,8-HxCDF-13C	2.00	73
Total PeCDF	ND	-----	0.058		1,2,3,7,8,9-HxCDF-13C	2.00	76
					1,2,3,4,7,8-HxCDD-13C	2.00	79
1,2,3,7,8-PeCDD	ND	-----	0.064		1,2,3,6,7,8-HxCDD-13C	2.00	83
Total PeCDD	ND	-----	0.064		1,2,3,4,6,7,8-HpCDF-13C	2.00	67
					1,2,3,4,7,8,9-HpCDF-13C	2.00	65
1,2,3,4,7,8-HxCDF	ND	-----	0.045		1,2,3,4,6,7,8-HpCDD-13C	2.00	75
1,2,3,6,7,8-HxCDF	ND	-----	0.051		OCDD-13C	4.00	54
2,3,4,6,7,8-HxCDF	ND	-----	0.034				
1,2,3,7,8,9-HxCDF	ND	-----	0.050		1,2,3,4-TCDD-13C	2.00	NA
Total HxCDF	ND	-----	0.045		1,2,3,7,8,9-HxCDD-13C	2.00	NA
1,2,3,4,7,8-HxCDD	ND	-----	0.059		2,3,7,8-TCDD-37Cl4	0.20	83
1,2,3,6,7,8-HxCDD	ND	-----	0.052				
1,2,3,7,8,9-HxCDD	ND	-----	0.046				
Total HxCDD	ND	-----	0.052				
1,2,3,4,6,7,8-HpCDF	ND	-----	0.066		Total 2,3,7,8-TCDD		
1,2,3,4,7,8,9-HpCDF	ND	-----	0.075		Equivalence: 0.096 ng/Kg		
Total HpCDF	ND	-----	0.071		(Using 2005 WHO Factors - Using PRL/2 where ND)		
1,2,3,4,6,7,8-HpCDD	ND	-----	0.084				
Total HpCDD	0.12	-----	0.084	J			
OCDF	ND	-----	0.110				
OCDD	-----	0.56	0.140	I			

Conc = Concentration (Totals include 2,3,7,8-substituted isomers).
EMPC = Estimated Maximum Possible Concentration
RL = Reporting Limit

Results reported on a dry weight basis and are valid to no more than 2 significant figures.
J = Value below calibration range
I = Interference present

REPORT OF LABORATORY ANALYSIS

This report shall not be reproduced, except in full,
without the written consent of Pace Analytical Services, Inc.

Pace Analytical Services, Inc.
1700 Elm Street - Suite 200
Minneapolis, MN 55414

Tel: 612-607-1700
Fax: 612- 607-6444

Method 8290 Laboratory Control Spike Results

Lab Sample ID	LCS-20964		
Filename	F90905B_02	Matrix	Solid
Total Amount Extracted	20.3 g	Dilution	NA
ICAL ID	F90817	Extracted	09/02/2009 17:00
CCal Filename(s)	F90905B_01 & F90905B_17	Analyzed	09/05/2009 15:45
Method Blank ID	LCS-20964	Injected By	BAL

Native Isomers	**Qs** (ng)	**Qm** (ng)	% Rec.	**Internal Standards**	**ng's Added**	**Percent Recovery**
2,3,7,8-TCDF	0.20	0.20	100	2,3,7,8-TCDF-13C	2.00	80
Total TCDF				2,3,7,8-TCDD-13C	2.00	85
				1,2,3,7,8-PeCDF-13C	2.00	89
2,3,7,8-TCDD	0.20	0.20	98	2,3,4,7,8-PeCDF-13C	2.00	91
Total TCDD				1,2,3,7,8-PeCDD-13C	2.00	104
				1,2,3,4,7,8-HxCDF-13C	2.00	84
1,2,3,7,8-PeCDF	1.00	1.00	100	1,2,3,6,7,8-HxCDF-13C	2.00	76
2,3,4,7,8-PeCDF	1.00	0.95	95	2,3,4,6,7,8-HxCDF-13C	2.00	77
Total PeCDF				1,2,3,7,8,9-HxCDF-13C	2.00	81
				1,2,3,4,7,8-HxCDD-13C	2.00	91
1,2,3,7,8-PeCDD	1.00	0.92	92	1,2,3,6,7,8-HxCDD-13C	2.00	84
Total PeCDD				1,2,3,4,6,7,8-HpCDF-13C	2.00	73
				1,2,3,4,7,8,9-HpCDF-13C	2.00	71
1,2,3,4,7,8-HxCDF	1.00	0.95	95	1,2,3,4,6,7,8-HpCDD-13C	2.00	80
1,2,3,6,7,8-HxCDF	1.00	1.05	105	OCDD-13C	4.00	59
2,3,4,6,7,8-HxCDF	1.00	1.00	100			
1,2,3,7,8,9-HxCDF	1.00	1.00	100	1,2,3,4-TCDD-13C	2.00	NA
Total HxCDF				1,2,3,7,8,9-HxCDD-13C	2.00	NA
1,2,3,4,7,8-HxCDD	1.00	0.94	94	2,3,7,8-TCDD-37Cl4	0.20	88
1,2,3,6,7,8-HxCDD	1.00	0.98	98			
1,2,3,7,8,9-HxCDD	1.00	0.95	95			
Total HxCDD						
1,2,3,4,6,7,8-HpCDF	1.00	1.10	110			
1,2,3,4,7,8,9-HpCDF	1.00	1.03	103			
Total HpCDF						
1,2,3,4,6,7,8-HpCDD	1.00	0.95	95			
Total HpCDD						
OCDF	2.00	1.97	98			
OCDD	2.00	2.17	109			

Qs = Quantity Spiked
Qm = Quantity Measured
Rec. = Recovery (Expressed as Percent)
P = Recovery outside of target range
X = Background subtracted value
Y = RF averaging used in calculations
Nn = Value obtained from additional analysis
NA = Not Applicable
* = See Discussion

REPORT OF LABORATORY ANALYSIS

This report shall not be reproduced, except in full,
without the written consent of Pace Analytical Services, Inc.

DRAGON
Analytical Laboratory

RCRA CHAIN OF CUSTODY RECORD

2818 Madrona Beach Rd. NW, Olympia, WA 98502
Phone: (360) 866-0543 Fax: (360) 866-0556
Email: DragonLab@comcast.net
Website: dragonlaboratory.com

Samples Collected By: MF
Contact Number: 360-570-1700

Client: PTC
Address: 2612 Yelm Hwy SE
Olympia, WA 98501

Phone: 360-570-1700
Fax:
Email: robertsk@uspioneer.com

Project Name: East Bay IA Stockpiles
Project Location:
Project Number:

Project P.O.: Credit Card
Contact Person:
DAL Project No.: 090904-02

Matrix Code:
WW = wastewater **GW** = groundwater **S** = soil or solid
SL = sludge **V** = vapor **O** = other

Sample Identification	Sample Matrix	Date Sampled	Time Sampled	Container Type	~~MTBE~~/BTEX (EPA 8021b)	Gasoline (NWTPH-Gx)	Diesel (NWTPH-Dx)	Diesel & Oil (NWTPH-Dx)	Fuel Scan (NWTPH-HCID)	VOC's (EPA 8021b)	Organochlorine Pesticides (EPA 8081)	PCB's (EPA 8082)	Volatiles (EPA 8260)	PAH's (EPA 8100 or 8270/8270SIM)	Semi-Volatiles (EPA 8270)	Ignitability (EPA 1010)	Oil and Grease (EPA 1664 HEM)	pH (EPA 9040/9045)	Specific Conductance (EPA 9050)	Paint Filter Test (EPA 9095)	Heavy Metals* (EPA 7000 Series)	Biogenic Gases (EPA 3C)	Natural Attenuation Indicators	Gross Alpha Radioactivity (EPA 900)	Gross Beta Radioactivity (EPA 900)
SP20-Zone3-090409	S	09/04/09	1015	Sencore 2402	X	X		X						X							X				

Relinquished by (Signature)	Date/Time	Received by (Signature)	Date/Time
Melody Fern	09/04/09	[signature]	9/4/09 1052
Relinquished by (Signature)	Date/Time	Received by (Signature)	Date/Time

Sample Disposal Instructions: ☐ DAL Disposal @ $2.50 per Container ☐ Return ☐ Pickup

Turn-Around-Time
☐ Same Day
☐ 24 Hour
☐ 48 Hour
☒ 5 Day email
☐ 10 Day
☐ Other:

***Heavy Metals**: Please circle the desired analytes.

Ag Al As Ba Be Cd Cr Cr-VI Co Cu Fe Hg Li Mg Mn Mo Ni Pb Sb Se Tl V Zn - Total
Ag Al As Ba Be Cd Cr Cr-VI Co Cu Fe Hg Li Mg Mn Mo Ni Pb Sb Se Tl V Zn - Dissolved
Ag Al As Ba Be Cd Cr Cr-VI Co Cu Fe Hg Li Mg Mn Mo Ni Pb Sb Se Tl V Zn - TCLP

DRAGON ANALYTICAL LABORATORY

2818 Madrona Beach Rd NW, Olympia WA 98502
(360) 866-0543

Hazardous Waste, Microbiology, NPDES, Potable and Non-potable Water
Mobile Environmental Laboratory

Pioneer Technologies Corporation
Project: East Bay IA Stockpiles
ADD ON

DAL Number: 090904-02

ANALYTICAL RESULTS FOR THE ANALYSIS OF PCB's IN SOIL BY EPA METHOD 8082

Sample Identification	Date Analyzed	Percent Solids (%)	Aroclor 1016 (mg/kg)	Aroclor 1221 (mg/kg)	Aroclor 1232 (mg/kg)	Aroclor 1242 (mg/kg)	Aroclor 1248 (mg/kg)	Aroclor 1254 (mg/kg)	Aroclor 1260 (mg/kg)	Surrogate Recovery TCMX (%)	Surrogate Recovery DCBP (%)	Data Flags
Method Blank	9/21/2009	n/a	nd	nd	nd	nd	nd	nd	nd	104	75.5	
SP20-ZONE3-090409	9/21/2009	95.1	nd	nd	nd	nd	nd	nd	nd	106	72.5	
LCS	9/21/2009	n/a	102%	n/a	n/a	n/a	n/a	n/a	82.9%	103	68.4	
090908-MS	9/21/2009	n/a	99%	n/a	n/a	n/a	n/a	n/a	103%	108	80.1	
090908-MSD	9/21/2009	n/a	99%	n/a	n/a	n/a	n/a	n/a	81.4%	134	133	
SP20-ZONE3-090409 Dup.	9/21/2009	95.1	nd	nd	nd	nd	nd	nd	nd	128	135	
Method Reporting Limits			0.05	0.05	0.05	0.05	0.05	0.05	0.05			

WA-DOE-Laboratory Certification No.: C2013

"nd" indicates the analyte was not detected at or above the listed Method Reporting Limit.

"n/a" indicates not applicable

All results based on dry weight.

Comments and Explanations: None

Analyst: T. McCall
Data reviewed by: R. Lewis

DRAGON ANALYTICAL LABORATORY

2818 Madrona Beach Rd NW, Olympia WA 98502
(360) 866-0543

Hazardous Waste, Microbiology, NPDES, Potable and Non-potable Water
Mobile Environmental Laboratory

Pioneer Technologies Corporation
Project: East Bay IA Stockpiles

DAL Number: 090904-02

ANALYTICAL RESULTS FOR THE ANALYSIS OF FUEL IN SOIL

Sample Identification	Date Analyzed	Percent Solids (%)	Diesel Fuel #2 NWTPH-Dx (mg/kg)	Heavy Oil NWTPH-Dx (mg/kg)	Surrogate Recovery 2-FBP (%)	Data Flags
Method Blank	9/8/2009	n/a	nd	nd	84.7	
SP20-ZONE3-090409	9/8/2009	95.1	nd	nd	89.7	
LCS	9/8/2009	n/a	116%	n/a	n/a	
090908-MS	9/8/2009	n/a	108%	n/a	n/a	
090908-MSD	9/8/2009	n/a	90.4%	n/a	n/a	
Method Reporting Limits			25	100		

WA-DOE-Laboratory Certification No.: C2013
"nd" indicates the analyte was not detected at or above the listed Method Reporting Limit.
"n/a" indicates not applicable
Sample results based on dry weight.
Comments and Explanations: None

Analyst: T. McCall
Data reviewed by:

DRAGON ANALYTICAL LABORATORY

2818 Madrona Beach Rd NW, Olympia WA 98502
(360) 866-0543

Hazardous Waste, Microbiology, NPDES, Potable and Non-potable Water
Mobile Environmental Laboratory

Pioneer Technologies Corporation
Project: East Bay IA Stockpiles

DAL Number: 090904-02

ANALYTICAL RESULTS FOR THE ANALYSIS OF GASOLINE RANGE ORGANICS IN SOIL

Sample Identification	Date Analyzed	Percent Solids (%)	Benzene EPA 8021B (mg/kg)	Toluene EPA 8021B (mg/kg)	Ethylbenzene EPA 8021B (mg/kg)	m&p-Xylene EPA 8021B (mg/kg)	o-Xylene EPA 8021B (mg/kg)	Gasoline NWTPH-Gx (mg/kg)	Surrogate Recovery BFB (%)	Data Flags
Method Blank	9/2/2009	n/a	nd	nd	nd	nd	nd	nd	76.7	
SP20-ZONE3-090409	9/2/2009	95.1	nd	nd	nd	nd	nd	nd	71.4	
LCS	9/2/2009	n/a	95%	104%	115%	83.4%	93.1%	84.8%	n/a	
090908-MS	9/2/2009	n/a	104%	101%	73.5%	74.8%	87.9%	92.7%	n/a	
090908-MSD	9/2/2009	n/a	89.8%	89.5%	87.2%	86.1%	121%	89.3%	n/a	
SP20-ZONE3-090409 Dup.	9/2/2009	95.1	nd	nd	nd	nd	nd	nd	76.9	
Method Reporting Limits			0.05	0.10	0.10	0.10	0.10	5.0	109	

WA-DOE-Laboratory Certification No.: C2013
"nd" indicates the analyte was not detected at or above the listed Method Reporting Limit.
"n/a" indicates not applicable
Sample results based on dry weight.

Comments and Explanations: None

Analyst: T. McCall
Data reviewed by:

DRAGON ANALYTICAL LABORATORY

2818 Madrona Beach Rd NW, Olympia WA 98502
(360) 866-0543

Hazardous Waste, Microbiology, NPDES, Potable and Non-potable Water
Mobile Environmental Laboratory

Pioneer Technologies Corporation
Project: East Bay IA Stockpiles

DAL Number: 090904-02

ANALYTICAL RESULTS FOR THE ANALYSIS OF HEAVY METALS IN SOIL BY EPA METHOD 6020 A

Sample Identification	Date Analyzed	Percent Solids	Arsenic (As)	Cadmium (Cd)	Lead (Pb)
Chemical Abstract Number (CAS)			7440-38-2	7440-43-9	7439-92-1
Units		(%)	(mg/kg)	(mg/kg)	(mg/kg)
Method Blank	9/10/2009	n/a	nd	nd	nd
SP20-ZONE3-090409	9/10/2009	95.1	**3.76**	nd	**3.96**
LCS	9/10/2009	n/a	113%	105%	107%
090908-MS	9/10/2009	n/a	DO	DO	DO
090908-MSD	9/10/2009	n/a	DO	DO	DO
SP20-ZONE3-090409 Dup.	9/10/2009	95.1	**3.54**	nd	**3.81**
Method Reporting Limits			0.25	0.25	0.25

WA-DOE-Laboratory Certification No.: C2013
"nd" indicates the analyte was not detected at or above the listed Method Reporting Limit.
"n/a" indicates not applicable
"MI" indicates Matrix Interference
Sample results based on dry weight.
Comments and Explanations: None

Analyst: T. McCall
Data reviewed by:

DRAGON ANALYTICAL LABORATORY

2818 Madrona Beach Rd NW, Olympia WA 98502
(360) 866-0543

Hazardous Waste, Microbiology, NPDES, Potable and Non-potable Water
Mobile Environmental Laboratory

Pioneer Technologies Corporation
Project: East Bay IA Stockpiles

DAL Number: 090904-02

ANALYTICAL RESULTS FOR THE ANALYSIS OF SEMI-VOLATILE COMPOUNDS IN SOIL BY EPA METHOD 8270

Sample Identification			Blank	SP20-Zone3-090409	LCS	090904-MS	090904-MSD
Percent Solids (%)			n/a	93.1	n/a	n/a	n/a
Date Extracted	CAS	MRL	9/4/2009	9/4/2009	9/4/2009	9/4/2009	9/4/2009
Date Anlayzed	Number	(mg/kg)	9/4/2009	9/4/2009	9/4/2009	9/4/2009	9/4/2009
Benzo(a)anthracene	56-55-3	0.01	nd	nd	137%	117%	118%
Benzo(a)pyrene	50-32-8	0.01	nd	nd	n/a	n/a	n/a
Benzo(b)fluoranthene	205-99-2	0.01	nd	nd	n/a	n/a	n/a
Benzo(k)fluoranthene	207-08-9	0.01	nd	nd	n/a	n/a	n/a
Chrysene	218-01-9	0.01	nd	nd	130%	113%	111%
Dibenzo(a,h)anthracene	53-70-3	0.01	nd	nd	n/a	n/a	n/a
Ideno(1,2,3-cd)pyrene	193-39-5	0.01	nd	nd	71.4%	67.1%	66.5%
1-Methylnaphthalene	90-12-0	0.01	nd	nd	n/a	n/a	n/a
2-Methylnaphthalene	91-57-6	0.01	nd	nd	n/a	n/a	n/a
Naphthalene	91-20-3	0.01	nd	nd	n/a	n/a	n/a
Surrogate Recovery (%)							
2-Fluorophenol			98.8	88.9	53.0	81.0	81.1
Phenol-d6			93.6	97.7	89.3	104	105
Nitrobenzene-d5			111	113	113	104	103
2-Fluorobiphenol			114	106.0	117	117	110
2,4,6-Tribromophenol			51.7	60.6	93.1	89.1	88.1
Terphenyl-d14			128	138	151	135	133
Data Flags							

WA-DOE-Laboratory Certification No.: C2013
"nd" indicates the analyte was not detected at or above the listed Method Reporting Limit.
"n/a" indicates not applicable
Sample results based on dry weight.
Comments and Explanations: None
Analyst: T. McCall

Data reviewed by:

1158

Pace Analytical®
www.pacelabs.com

CHAIN-OF-CUSTODY / Analytical Request Document

The Chain-of-Custody is a LEGAL DOCUMENT. All relevant fields must be completed accurately.

10/1/2009

Page: of

1269209

Section A Required Client Information:

Company: Pioneer Tech.
Address: 2612 Yelm Hwy SE Olympia WA 98501
Email To: roberts k@pioneer.com
Phone: 570.1700 Fax:
Requested Due Date/TAT: 5-Day

Section B Required Project Information:

Report To: Kara Roberts
Copy To: Troy Russell
Purchase Order No.: Credit card
Project Name: East Bay IA Stockpiles
Project Number:

Section C Invoice Information:

Attention: Same
Company Name:
Address:
Pace Quote Reference:
Pace Project Manager: Scott
Pace Profile #:

REGULATORY AGENCY

☐ NPDES ☐ GROUND WATER ☐ DRINKING WATER
☐ UST ☐ RCRA ☒ OTHER

Site Location STATE: WA

Section D Required Client Information

SAMPLE ID
(A-Z, 0-9 / ,-)
Sample IDs MUST BE UNIQUE

Matrix Codes (MATRIX / CODE): Drinking Water DW; Water WT; Waste Water WW; Product P; Soil/Solid SL; Oil OL; Wipe WP; Air AR; Tissue TS; Other OT

ITEM #	SAMPLE ID	MATRIX CODE (see valid codes to left)	SAMPLE TYPE (G=GRAB C=COMP)	COLLECTED COMPOSITE START DATE	COLLECTED COMPOSITE START TIME	COLLECTED COMPOSITE END/GRAB DATE	COLLECTED COMPOSITE END/GRAB TIME	SAMPLE TEMP AT COLLECTION	# OF CONTAINERS	Preservatives: Unpreserved	H_2SO_4	HNO_3	HCl	NaOH	$Na_2S_2O_3$	Methanol	Other	Analysis Test Y/N	Dioxins/Furans 8290	PAHs 8270C	Residual Chlorine (Y/N)	Pace Project No./ Lab I.D.
1	SP20-Zone 3-090409	SL	G	9/04/09	1015				1	X									X	X		001
2																						
3																						
4																						
5																						
6																						
7																						
8																						
9																						
10																						
11																						
12																						

Requested Analysis Filtered (Y/N)

ADDITIONAL COMMENTS	RELINQUISHED BY / AFFILIATION	DATE	TIME	ACCEPTED BY / AFFILIATION	DATE	TIME	SAMPLE CONDITIONS			
5-Day TAT by email	Melody Feden / PTC	09/04/09		Matt Jing / Pace	9-5-09	11:00	4.6	X	Y	Y

ORIGINAL

SAMPLER NAME AND SIGNATURE

PRINT Name of SAMPLER: Melody Feden

SIGNATURE of SAMPLER: Melody Feden DATE Signed (MM/DD/YY): 09/04/09

Temp in °C	Received on Ice (Y/N)	Custody Sealed Cooler (Y/N)	Samples Intact (Y/N)

*Important Note: By signing this form you are accepting Pace's NET 30 day payment terms and agreeing to late charges of 1.5% per month for any invoices not paid within 30 days.

F-ALL-Q-020rev.07, 15 May 2007

Page 4 of 9

Pace Analytical™
www.pacelabs.com

Pace Analytical Services, Inc.
1700 Elm Street
Minneapolis, MN 55414
Phone: 612.607.1700
Fax: 612.607.6444

Report Prepared for:

Troy Bussey
Pioneer Technologies Corporation
2612 Yelm Highway S.E.
Suite B
Olympia WA 98501-4826

REPORT OF LABORATORY ANALYSIS FOR PCDD/PCDF

Report Information:

Pace Project #: 10112009
Sample Receipt Date: 09/05/2009
Client Project #: East Bay IA Stockpiles
Client Sub PO #: N/A
State Cert #: C218

Invoicing & Reporting Options:

The report provided has been invoiced as a Level 2 PCDD/PCDF Report. If an upgrade of this report package is requested, an additional charge may be applied.

Please review the attached invoice for accuracy and forward any questions to Scott Unze, your Pace Project Manager.

This report has been reviewed and prepared by:

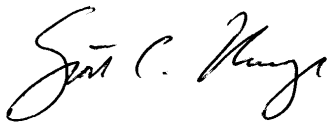

Scott Unze, Project Manager
(612) 607-6383
(612) 607-6444 (fax)
scott.unze@pacelabs.com

ACCREDITED IN ACCORDANCE WITH nelac

Report of Laboratory Analysis

This report should not be reproduced, except in full, without the written consent of Pace Analytical Services, Inc.

The results relate only to the samples included in this report.

Report Prepared Date:
September 17, 2009

Pace Analytical Services, Inc.
1700 Elm Street
Minneapolis, MN 55414
Phone: 612.607.1700
Fax: 612.607.6444

DISCUSSION

This report presents the results from the analysis performed on one sample submitted by a representative of Pioneer Technologies Corporation. The sample was analyzed for the presence or absence of polychlorodibenzo-p-dioxins (PCDDs) and polychlorodibenzofurans (PCDFs) using a modified version of USEPA Method 8290. The reporting limits were based on signal-to-noise calculations.

The recoveries of the isotopically-labeled PCDD/PCDF internal standards in the sample extract ranged from 57-88%. All of the labeled standard recoveries obtained for this project were within the 40-135% target range specified in Method 8290. Since the quantification of the native 2,3,7,8-substituted isomers was based on isotope dilution, the data were automatically corrected for variation in recovery and accurate values were obtained.

In some cases, interfering substances impacted the determinations of PCDD or PCDF congeners. The affected values were flagged "I" where incorrect isotope ratios were obtained.

A laboratory method blank was prepared and analyzed with the sample batch as part of our routine quality control procedures. The results show the blank to contain trace levels of selected congeners. These were below the calibration range of the method. Sample levels similar to the corresponding blank levels were flagged "B" on the results table and may be, at least partially, attributed to the background. It should be noted that levels less than ten times the background are not generally considered to be statistically different from the background.

A laboratory spike sample was also prepared with the sample batch using clean sand that had been fortified with native standard materials. The results show that the spiked native compounds were recovered at 90-110%. These results indicate a high degree of accuracy for these determinations. Matrix spikes were prepared with the sample batch using sample material from a separate project; results from these analyses will be provided upon request.

This report shall not be reproduced, except in full,
without the written consent of Pace Analytical Services, Inc.

Appendix A

Sample Management

Sample Condition Upon Receipt

Pace Analytical

Client Name: Pioneer Tech - WA **Project #** 10112009

Courier: ☒ Fed Ex ☐ UPS ☐ USPS ☐ Client ☐ Commercial ☐ Pace Other _____

Tracking #: 8694 3427 5209

Optional: Proj. Due Date: Proj. Name:

Custody Seal on Cooler/Box Present: ☒ yes ☐ no Seals Intact: ☒ yes ☐ no

Packing Material: ☒ Bubble Wrap ☒ Bubble Bags ☐ None ☐ Other _____ Temp Blank: Yes ☒ No ☐

Thermometer Used 80344042 or 179425 **Type of Ice:** (Wet) Blue None ☐ Samples on ice, cooling process has begun

Cooler Temperature 4.6° **Biological Tissue is Frozen:** Yes No

Temp should be above freezing to 6°C **Comments:**

Date and initials of person examining contents: MI 9-5-09

Chain of Custody Present:	☒Yes ☐No ☐N/A	1.
Chain of Custody Filled Out:	☒Yes ☐No ☐N/A	2.
Chain of Custody Relinquished:	☒Yes ☐No ☐N/A	3.
Sampler Name & Signature on COC:	☒Yes ☐No ☐N/A	4.
Samples Arrived within Hold Time:	☒Yes ☐No ☐N/A	5.
Short Hold Time Analysis (<72hr):	☐Yes ☒No ☐N/A	6.
Rush Turn Around Time Requested:	☐Yes ☒No ☐N/A	7.
Sufficient Volume:	☒Yes ☐No ☐N/A	8.
Correct Containers Used:	☒Yes ☐No ☐N/A	9.
-Pace Containers Used:	☒Yes ☐No ☐N/A	
Containers Intact:	☒Yes ☐No ☐N/A	10.
Filtered volume received for Dissolved tests	☐Yes ☐No ☒N/A	11.
Sample Labels match COC:	☒Yes ☐No ☐N/A	12.
-Includes date/time/ID/Analysis Matrix: SL		
All containers needing acid/base preservation have been checked. Noncompliance are noted in 13.	☐Yes ☐No ☒N/A	13. ☐ HNO3 ☐ H2SO4 ☐ NaOH ☐ HCl Samp #
All containers needing preservation are found to be in compliance with EPA recommendation.	☐Yes ☐No ☒N/A	
Exceptions: VOA,Coliform, TOC, Oil and Grease, WI-DRO (water)	☐Yes ☒No	Initial when completed / Lot # of added preservative
Samples checked for dechlorination:	☐Yes ☐No ☒N/A	14.
Headspace in VOA Vials (>6mm):	☐Yes ☐No ☒N/A	15.
Trip Blank Present:	☐Yes ☐No ☒N/A	16.
Trip Blank Custody Seals Present	☐Yes ☐No ☒N/A	
Pace Trip Blank Lot # (if purchased):		

Client Notification/ Resolution: Field Data Required? Y / N

Person Contacted: _____ Date/Time: _____

Comments/ Resolution: _____

Project Manager Review: P **Date:** 09/08/09

Note: Whenever there is a discrepancy affecting North Carolina compliance samples, a copy of this form will be sent to the North Carolina DENR.

9-4-09

Appendix B

Sample Analysis Summary

Pace Analytical Services, Inc.
1700 Elm Street - Suite 200
Minneapolis, MN 55414

Tel: 612-607-1700
Fax: 612- 607-6444

Method 8290 Sample Analysis Results

Client - Pioneer Technologies Corporation

Client's Sample ID	SP20-Zone3-090409		
Lab Sample ID	10112009001		
Filename	D90916B_12		
Injected By	SMT		
Total Amount Extracted	12.1 g	Matrix	Solid
% Moisture	6.7	Dilution	NA
Dry Weight Extracted	11.3 g	Collected	09/04/2009 10:15
ICAL ID	D90914GC2	Received	09/05/2009 11:00
CCal Filename(s)	D90916A_21 & D90916B_13	Extracted	09/10/2009 18:00
Method Blank ID	BLANK-21259	Analyzed	09/17/2009 14:14

Native Isomers	Conc ng/Kg	EMPC ng/Kg	RL ng/Kg		Internal Standards	ng's Added	Percent Recovery
2,3,7,8-TCDF	ND	-----	0.19		2,3,7,8-TCDF-13C	2.00	58
Total TCDF	ND	-----	0.19		2,3,7,8-TCDD-13C	2.00	72
					1,2,3,7,8-PeCDF-13C	2.00	70
2,3,7,8-TCDD	ND	-----	0.16		2,3,4,7,8-PeCDF-13C	2.00	69
Total TCDD	ND	-----	0.16		1,2,3,7,8-PeCDD-13C	2.00	88
					1,2,3,4,7,8-HxCDF-13C	2.00	76
1,2,3,7,8-PeCDF	ND	-----	0.19		1,2,3,6,7,8-HxCDF-13C	2.00	65
2,3,4,7,8-PeCDF	ND	-----	0.27		2,3,4,6,7,8-HxCDF-13C	2.00	69
Total PeCDF	ND	-----	0.23		1,2,3,7,8,9-HxCDF-13C	2.00	75
					1,2,3,4,7,8-HxCDD-13C	2.00	76
1,2,3,7,8-PeCDD	ND	-----	0.23		1,2,3,6,7,8-HxCDD-13C	2.00	68
Total PeCDD	ND	-----	0.23		1,2,3,4,6,7,8-HpCDF-13C	2.00	61
					1,2,3,4,7,8,9-HpCDF-13C	2.00	68
1,2,3,4,7,8-HxCDF	0.39	-----	0.27	J	1,2,3,4,6,7,8-HpCDD-13C	2.00	78
1,2,3,6,7,8-HxCDF	0.47	-----	0.31	J	OCDD-13C	4.00	57
2,3,4,6,7,8-HxCDF	0.41	-----	0.24	BJ			
1,2,3,7,8,9-HxCDF	ND	-----	0.24		1,2,3,4-TCDD-13C	2.00	NA
Total HxCDF	4.60	-----	0.27		1,2,3,7,8,9-HxCDD-13C	2.00	NA
1,2,3,4,7,8-HxCDD	ND	-----	0.34		2,3,7,8-TCDD-37Cl4	0.20	81
1,2,3,6,7,8-HxCDD	0.84	-----	0.36	J			
1,2,3,7,8,9-HxCDD	-----	0.46	0.43	I			
Total HxCDD	1.30	-----	0.37	J			
1,2,3,4,6,7,8-HpCDF	1.90	-----	0.33	J	Total 2,3,7,8-TCDD		
1,2,3,4,7,8,9-HpCDF	ND	-----	0.31		Equivalence: 0.66 ng/Kg		
Total HpCDF	6.40	-----	0.32		(Using 2005 WHO Factors - Using PRL/2 where ND)		
1,2,3,4,6,7,8-HpCDD	9.90	-----	0.45				
Total HpCDD	20.00	-----	0.45				
OCDF	6.30	-----	0.50	J			
OCDD	87.00	-----	1.10				

Conc = Concentration (Totals include 2,3,7,8-substituted isomers).
EMPC = Estimated Maximum Possible Concentration
RL = Reporting Limit.

ND = Not Detected
NA = Not Applicable
NC = Not Calculated

Results reported on a dry weight basis and are valid to no more than 2 significant figures.
J = Value below calibration range
B = Less than 10x higher than method blank level
I = Interference present

REPORT OF LABORATORY ANALYSIS

This report shall not be reproduced, except in full,
without the written consent of Pace Analytical Services, Inc.

Pace Analytical Services, Inc.
1700 Elm Street - Suite 200
Minneapolis, MN 55414

Tel: 612-607-1700
Fax: 612- 607-6444

Method 8290 Blank Analysis Results

Lab Sample ID	BLANK-21259	Matrix	Solid
Filename	D90916A_14	Dilution	NA
Total Amount Extracted	10.1 g	Extracted	09/10/2009 18:00
ICAL ID	D90914GC2	Analyzed	09/16/2009 20:54
CCal Filename(s)	D90916A_07 & D90916A_21	Injected By	BAL

Native Isomers	Conc ng/Kg	EMPC ng/Kg	RL ng/Kg		Internal Standards	ng's Added	Percent Recovery
2,3,7,8-TCDF	-----	0.083	0.062	I	2,3,7,8-TCDF-13C	2.00	53
Total TCDF	0.081	-----	0.062	J	2,3,7,8-TCDD-13C	2.00	72
					1,2,3,7,8-PeCDF-13C	2.00	66
2,3,7,8-TCDD	ND	-----	0.100		2,3,4,7,8-PeCDF-13C	2.00	71
Total TCDD	ND	-----	0.100		1,2,3,7,8-PeCDD-13C	2.00	95
					1,2,3,4,7,8-HxCDF-13C	2.00	68
1,2,3,7,8-PeCDF	0.110	-----	0.110	J	1,2,3,6,7,8-HxCDF-13C	2.00	61
2,3,4,7,8-PeCDF	ND	-----	0.083		2,3,4,6,7,8-HxCDF-13C	2.00	68
Total PeCDF	0.110	-----	0.097	J	1,2,3,7,8,9-HxCDF-13C	2.00	72
					1,2,3,4,7,8-HxCDD-13C	2.00	85
1,2,3,7,8-PeCDD	ND	-----	0.100		1,2,3,6,7,8-HxCDD-13C	2.00	77
Total PeCDD	ND	-----	0.100		1,2,3,4,6,7,8-HpCDF-13C	2.00	60
					1,2,3,4,7,8,9-HpCDF-13C	2.00	67
1,2,3,4,7,8-HxCDF	ND	-----	0.130		1,2,3,4,6,7,8-HpCDD-13C	2.00	80
1,2,3,6,7,8-HxCDF	-----	0.120	0.110	I	OCDD-13C	4.00	63
2,3,4,6,7,8-HxCDF	0.120	-----	0.110	J			
1,2,3,7,8,9-HxCDF	ND	-----	0.140		1,2,3,4-TCDD-13C	2.00	NA
Total HxCDF	0.120	-----	0.120		1,2,3,7,8,9-HxCDD-13C	2.00	NA
1,2,3,4,7,8-HxCDD	ND	-----	0.180		2,3,7,8-TCDD-37Cl4	0.20	75
1,2,3,6,7,8-HxCDD	ND	-----	0.150				
1,2,3,7,8,9-HxCDD	ND	-----	0.140				
Total HxCDD	ND	-----	0.160				
1,2,3,4,6,7,8-HpCDF	ND	-----	0.160		Total 2,3,7,8-TCDD		
1,2,3,4,7,8,9-HpCDF	ND	-----	0.260		Equivalence: 0.18 ng/Kg		
Total HpCDF	ND	-----	0.210		(Using 2005 WHO Factors - Using PRL/2 where ND)		
1,2,3,4,6,7,8-HpCDD	0.500	-----	0.240	J			
Total HpCDD	1.000	-----	0.240	J			
OCDF	-----	0.440	0.270	I			
OCDD	3.600	-----	0.530	J			

Conc = Concentration (Totals include 2,3,7,8-substituted isomers).
EMPC = Estimated Maximum Possible Concentration
RL = Reporting Limit

Results reported on a dry weight basis and are valid to no more than 2 significant figures.
J = Value below calibration range
I = Interference present

REPORT OF LABORATORY ANALYSIS

This report shall not be reproduced, except in full,
without the written consent of Pace Analytical Services, Inc.

Pace Analytical Services, Inc.
1700 Elm Street - Suite 200
Minneapolis, MN 55414

Tel: 612-607-1700
Fax: 612- 607-6444

Method 8290 Laboratory Control Spike Results

Lab Sample ID	LCS-21260		
Filename	U90916A_20	Matrix	Solid
Total Amount Extracted	10.3 g	Dilution	NA
ICAL ID	U90911	Extracted	09/10/2009 18:00
CCal Filename(s)	U90916A_07 & U90916A_21	Analyzed	09/17/2009 01:13
Method Blank ID	BLANK-21259	Injected By	BAL

Native Isomers	**Qs** (ng)	**Qm** (ng)	% Rec.	**Internal Standards**	**ng's Added**	**Percent Recovery**
2,3,7,8-TCDF	0.20	0.22	110	2,3,7,8-TCDF-13C	2.00	58
Total TCDF				2,3,7,8-TCDD-13C	2.00	63
				1,2,3,7,8-PeCDF-13C	2.00	70
2,3,7,8-TCDD	0.20	0.20	102	2,3,4,7,8-PeCDF-13C	2.00	74
Total TCDD				1,2,3,7,8-PeCDD-13C	2.00	80
				1,2,3,4,7,8-HxCDF-13C	2.00	79
1,2,3,7,8-PeCDF	1.00	1.06	106	1,2,3,6,7,8-HxCDF-13C	2.00	71
2,3,4,7,8-PeCDF	1.00	1.01	101	2,3,4,6,7,8-HxCDF-13C	2.00	75
Total PeCDF				1,2,3,7,8,9-HxCDF-13C	2.00	75
				1,2,3,4,7,8-HxCDD-13C	2.00	79
1,2,3,7,8-PeCDD	1.00	0.90	90	1,2,3,6,7,8-HxCDD-13C	2.00	71
Total PeCDD				1,2,3,4,6,7,8-HpCDF-13C	2.00	69
				1,2,3,4,7,8,9-HpCDF-13C	2.00	69
1,2,3,4,7,8-HxCDF	1.00	1.00	100	1,2,3,4,6,7,8-HpCDD-13C	2.00	71
1,2,3,6,7,8-HxCDF	1.00	1.06	106	OCDD-13C	4.00	56
2,3,4,6,7,8-HxCDF	1.00	1.05	105			
1,2,3,7,8,9-HxCDF	1.00	1.05	105	1,2,3,4-TCDD-13C	2.00	NA
Total HxCDF				1,2,3,7,8,9-HxCDD-13C	2.00	NA
1,2,3,4,7,8-HxCDD	1.00	1.01	101	2,3,7,8-TCDD-37Cl4	0.20	69
1,2,3,6,7,8-HxCDD	1.00	0.99	99			
1,2,3,7,8,9-HxCDD	1.00	1.01	101			
Total HxCDD						
1,2,3,4,6,7,8-HpCDF	1.00	1.07	107			
1,2,3,4,7,8,9-HpCDF	1.00	1.05	105			
Total HpCDF						
1,2,3,4,6,7,8-HpCDD	1.00	1.00	100			
Total HpCDD						
OCDF	2.00	2.01	101			
OCDD	2.00	2.12	106			

Qs = Quantity Spiked
Qm = Quantity Measured
Rec. = Recovery (Expressed as Percent)
P = Recovery outside of target range
X = Background subtracted value
Y = RF averaging used in calculations
Nn = Value obtained from additional analysis
NA = Not Applicable
* = See Discussion

REPORT OF LABORATORY ANALYSIS

This report shall not be reproduced, except in full,
without the written consent of Pace Analytical Services, Inc.

DRAGON
Analytical Laboratory

RCRA CHAIN OF CUSTODY RECORD

2818 Madrona Beach Rd. NW, Olympia, WA 98502
Phone: (360) 866-0543 Fax: (360) 866-0556
Email: DragonLab@comcast.net
Website: dragonlaboratory.com

Page ____ of ____

Samples Collected By: KR
Contact Number: 360 570 1700

Client: PTC
Address: 2612 Yelm Hwy SE Olympia WA 98501
Phone: 3605701700
Fax:
Email: robertsk@wpioneer.com
Project Name: East Bay IA Stockpiles
Project Location:
Project Number:
Project P.O.:
Contact Person:
DAL Project No.: 090915-04

Matrix Code:
WW = wastewater **GW** = groundwater **S** = soil or solid
SL = sludge **V** = vapor **O** = other

Sample Identification	Sample Matrix	Date Sampled	Time Sampled	Container Type	~~BTEX~~/BTEX (EPA 8021b)	Gasoline (NWTPH-Gx)	Diesel (NWTPH-Dx)	Diesel & Oil (NWTPH-Dx)	Fuel Scan (NWTPH-HCID)	VOC's (EPA 8021b)	Organochlorine Pesticides (EPA 8081)	PCB's (EPA 8082)	Volatiles (EPA 8260)	PAH's (EPA 8100 or 8270/8270SIM)	Semi-Volatiles (EPA 8270)	Ignitability (EPA 1010)	Oil and Grease (EPA 1664 HEM)	pH (EPA 9040/9045)	Specific Conductance (EPA 9050)	Paint Filter Test (EPA 9095)	Heavy Metals* (EPA 7000 Series)	Biogenic Gases (EPA 3C)	Natural Attenuation Indicators	Gross Alpha Radioactivity (EPA 900)	Gross Beta Radioactivity (EPA 900)	TCLP Lead
SP21_Zone1-091509	S	091509	1215	3Encore 3 4oz	X	X		X				X		X							X					
SP22_Zone3_091509	S	091509	1300	3Encore 3 4oz	X	X		X				X		X							X					
SP23_Zone4-091509	S	091509	1330	3Encore 3 4oz	X	X		X				X		X							X					X
SP15_Zone3_091509	S	091509	1400	1 4oz								X														

Relinquished by (Signature): Kara Robert — Date/Time: 091509 — Received by (Signature): Jim McCall — Date/Time: 9/15/09 337

Relinquished by (Signature) — Date/Time — Received by (Signature) — Date/Time

Sample Disposal Instructions: ☐ DAL Disposal @ $2.50 per Container ☐ Return ☐ Pickup

Turn-Around-Time
☐ Same Day
☐ 24 Hour
☐ 48 Hour
~~☐~~ 5 Day Email
☐ 10 Day
☐ Other: ____

***Heavy Metals**: Please circle the desired analytes.

Ag Al (As) Ba Be (Cd) Cr Cr-VI Co Cu Fe Hg Li Mg Mn Mo Ni (Pb) Sb Se Tl V Zn - Total
Ag Al As Ba Be Cd Cr Cr-VI Co Cu Fe Hg Li Mg Mn Mo Ni Pb Sb Se Tl V Zn - Dissolved
Ag Al As Ba Be Cd Cr Cr-VI Co Cu Fe Hg Li Mg Mn Mo Ni Pb Sb Se Tl V Zn - TCLP

DRAGON ANALYTICAL LABORATORY

2818 Madrona Beach Rd NW, Olympia WA 98502
(360) 866-0543

Hazardous Waste, Microbiology, NPDES, Potable and Non-potable Water
Mobile Environmental Laboratory

Pioneer Technologies Corporation
Project: East Bay IA Stockpiles

DAL Number: 090915-04

ANALYTICAL RESULTS FOR THE ANALYSIS OF FUEL IN SOIL

Sample Identification	Date Analyzed	Percent Solids (%)	Diesel Fuel #2 NWTPH-Dx (mg/kg)	Heavy Oil NWTPH-Dx (mg/kg)	Surrogate Recovery 2-FBP (%)	Data Flags
Method Blank	9/17/2009	n/a	nd	nd	71.3	
SP21-ZONE1-091509	9/17/2009	57.8	nd	nd	130	
SP22-ZONE3-091509	9/17/2009	90.5	nd	nd	124	
SP23-ZONE4-091509	9/17/2009	55.3	nd	nd	70.4	
LCS	9/17/2009	n/a	103%	n/a	70.6	
090917-MS	9/17/2009	n/a	92.2%	n/a	n/a	
090917-MSD	9/17/2009	n/a	89.0%	n/a	n/a	
SP15-ZONE3-091509 Dup.	9/17/2009	67.8	nd	nd	90.4	
Method Reporting Limits			25	100		

WA-DOE-Laboratory Certification No.: C2013
"nd" indicates the analyte was not detected at or above the listed Method Reporting Limit.
"n/a" indicates not applicable
Sample results based on dry weight.
Comments and Explanations: None

Analyst: T. McCall
Data reviewed by:

DRAGON ANALYTICAL LABORATORY

2818 Madrona Beach Rd NW, Olympia WA 98502
(360) 866-0543

Hazardous Waste, Microbiology, NPDES, Potable and Non-potable Water
Mobile Environmental Laboratory

Pioneer Technologies Corporation
Project: East Bay IA Stockpiles

DAL Number: 090915-04

ANALYTICAL RESULTS FOR THE ANALYSIS OF GASOLINE RANGE ORGANICS IN SOIL

Sample Identification	Date Analyzed	Percent Solids (%)	Benzene EPA 8021B (mg/kg)	Toluene EPA 8021B (mg/kg)	Ethylbenzene EPA 8021B (mg/kg)	m&p-Xylene EPA 8021B (mg/kg)	o-Xylene EPA 8021B (mg/kg)	Gasoline NWTPH-Gx (mg/kg)	Surrogate Recovery BFB (%)	Data Flags
Method Blank	9/17/2009	n/a	nd	nd	nd	nd	nd	nd	81.4	
SP21-ZONE1-091509	9/17/2009	57.8	nd	nd	nd	nd	nd	nd	70.4	
SP22-ZONE3-091509	9/17/2009	90.5	nd	nd	nd	nd	nd	nd	72.2	
SP23-ZONE4-091509	9/17/2009	55.3	nd	nd	nd	nd	nd	nd	72.1	
LCS	9/17/2009	n/a	95.3%	92.9%	83.6%	83.0%	87.4%	86.7%	n/a	
090917-MS	9/17/2009	n/a	92.5%	84.4%	83.1%	86.7%	83.8%	85.4%	n/a	
090917-MSD	9/17/2009	n/a	94.2%	95.8%	75.5%	74.4%	112.0%	86.7%	n/a	
SP15-ZONE3-091509 Dup.	9/17/2009	67.8	nd	nd	nd	nd	nd	nd	72.8	
Method Reporting Limits			0.05	0.10	0.10	0.10	0.10	5.0	109	

WA-DOE-Laboratory Certification No.: C2013

"nd" indicates the analyte was not detected at or above the listed Method Reporting Limit.

"n/a" indicates not applicable

Sample results based on dry weight.

Comments and Explanations: None

Analyst: T. McCall

Data reviewed by:

DRAGON ANALYTICAL LABORATORY

2818 Madrona Beach Rd NW, Olympia WA 98502
(360) 866-0543

Hazardous Waste, Microbiology, NPDES, Potable and Non-potable Water
Mobile Environmental Laboratory

Pioneer Technologies Corporation
Project: East Bay IA Stockpiles

DAL Number: 090915-04

ANALYTICAL RESULTS FOR THE ANALYSIS OF HEAVY METALS IN SOIL BY EPA METHOD 6020 A

Sample Identification	Date Analyzed	Percent Solids	Arsenic (As)	Cadmium (Cd)	Lead (Pb)
Chemical Abstract Number (CAS)			7440-38-2	7440-43-9	7439-92-1
Units		(%)	(mg/kg)	(mg/kg)	(mg/kg)
Method Blank	9/23/2009	n/a	nd	nd	nd
SP21-ZONE1-091509	9/23/2009	57.8	**8.45**	**0.37**	**27.8**
SP22-ZONE3-091509	9/23/2009	90.5	**5.32**	**0.31**	**23.8**
SP23-ZONE4-091509	9/23/2009	55.3	**6.24**	**0.28**	**64.4**
LCS	9/23/2009	n/a	106%	103%	106%
090923-MS	9/23/2009	n/a	MI	MI	MI
090923-MSD	9/23/2009	n/a	MI	MI	MI
SP21-ZONE1-091509 Dup.	9/23/2009	57.8	8.28	0.38	27.2
Method Reporting Limits			0.25	0.25	0.25

WA-DOE-Laboratory Certification No.: C2013
"nd" indicates the analyte was not detected at or above the listed Method Reporting Limit.
"n/a" indicates not applicable
"MI" indicates Matrix Interference
Sample results based on dry weight.
Comments and Explanations: None

Analyst: Z. Froyland
Data reviewed by:

DRAGON ANALYTICAL LABORATORY

2818 Madrona Beach Rd NW, Olympia WA 98502
(360) 866-0543

Hazardous Waste, Microbiology, NPDES, Potable and Non-potable Water
Mobile Environmental Laboratory

Pioneer Technologies Corporation
Project: East Bay IA Stockpiles

DAL Number: 090915-04

ANALYTICAL RESULTS FOR THE ANALYSIS OF SEMI-VOLATILE COMPOUNDS IN SOIL BY EPA METHOD 8270

Sample Identification			Blank	SP21-ZONE1-091509	SP22-ZONE3-091509	SP23-ZONE4-091509	LCS	090922-MS	090922-MSD
Percent Solids (%)			n/a	57.8	90.5	55.3	n/a	n/a	n/a
Date Extracted	CAS	MRL	9/22/2009	9/22/2009	9/22/2009	9/22/2009	9/22/2009	9/22/2009	9/22/2009
Date Anlayzed	Number	(mg/kg)	9/22/2009	9/22/2009	9/22/2009	9/22/2009	9/22/2009	9/22/2009	9/22/2009
Benzo(a)anthracene	56-55-3	0.01	nd	**0.33**	**0.14**	**0.07**	96.8%	87.9%	87.4%
Benzo(a)pyrene	50-32-8	0.01	nd	**0.29**	**0.14**	**0.04**	n/a	n/a	n/a
Benzo(b)fluoranthene	205-99-2	0.01	nd	**0.40**	**0.29**	**0.05**	n/a	n/a	n/a
Benzo(k)fluoranthene	207-08-9	0.01	nd	**0.17**	**0.11**	**0.02**	n/a	n/a	n/a
Chrysene	218-01-9	0.01	nd	**0.40**	**0.18**	**0.05**	93.9%	85.8%	86.8%
Dibenzo(a,h)anthracene	53-70-3	0.01	nd	nd	nd	**0.34**	n/a	n/a	n/a
Ideno(1,2,3-cd)pyrene	193-39-5	0.01	nd	nd	**0.02**	nd	92.4%	88.5%	84.6%
1-Methylnaphthalene	90-12-0	0.01	nd	**0.03**	**0.01**	**0.02**	n/a	n/a	n/a
2-Methylnaphthalene	91-57-6	0.01	nd	**0.05**	**0.02**	**0.02**	n/a	n/a	n/a
Naphthalene	91-20-3	0.01	nd	**0.09**	**0.02**	**0.04**	n/a	n/a	n/a
Surrogate Recovery (%)									
2-Fluorophenol			65.5	82.2	82.6	94.3	100.0	105	106
Phenol-d6			80.1	89.3	88.8	104	110	115	117
Nitrobenzene-d5			101	114	113	108	106	101	104
2-Fluorobiphenol			111	105.0	111	111	113	90.9	110
2,4,6-Tribromophenol			48.2	58.3	60.2	70.4	77.0	80.9	82.4
Terphenyl-d14			140	125	122	126	139	112	111
Data Flags									

WA-DOE-Laboratory Certification No.: C2013
"nd" indicates the analyte was not detected at or above the listed Method Reporting Limit.
"n/a" indicates not applicable
Sample results based on dry weight.
Comments and Explanations: None
Analyst: T. McCall
Data reviewed by:

DRAGON ANALYTICAL LABORATORY

2818 Madrona Beach Rd NW, Olympia WA 98502
(360) 866-0543

Hazardous Waste, Microbiology, NPDES, Potable and Non-potable Water
Mobile Environmental Laboratory

Pioneer Technologies Corporation
Project: East Bay IA Stockpile

DAL Number: 090915-04

QUALITY CONTROL RESULTS FOR THE ANALYSIS OF TCLP HEAVY METALS IN SOIL BY EPA METHOD 1311 AND EPA METHOD 6020 A

Sample Preparation Information for TCLP by EPA Method 1311

Sample Identification	Method Blank
Percent Solids	n/a
No. of Extractions	1
Type of Extraction	Rotary
Extraction Fluid	#1
Date Extracted	9/21/2009

Sample Preparation Information for TCLP by EPA Method 1311

Sample Identificati	LCS
Percent Solids	n/a
No. of Extractions	1
Type of Extraction	Rotary
Extraction Fluid	#1
Date Extracted	9/21/2009

Sample Preparation Information for TCLP by EPA Method 1311

Sample Identification	SP23-Zone3-091509
Percent Solids	55.3
No. of Extractions	1
Type of Extraction	Rotary
Extraction Fluid	#1
Date Extracted	9/21/2009

Sample Preparation Information for TCLP by EPA Method 1311

Sample Identification	SP23-Zone3-091509 MS
Percent Solids	100
No. of Extractions	1
Type of Extraction	Rotary
Extraction Fluid	#1
Date Extracted	9/21/2009

Sample Preparation Information for TCLP by EPA Method 1311

Sample Identificati	SP23-Zone3-091509 Dup.
Percent Solids	55.3
No. of Extractions	1
Type of Extraction	Rotary
Extraction Fluid	#1
Date Extracted	9/21/2009

Sample Preparation Information for TCLP by EPA Method 1311

Sample Identification	SP23-Zone3-091509 MSD
Percent Solids	100
No. of Extractions	1
Type of Extraction	Rotary
Extraction Fluid	#1
Date Extracted	9/21/2009

Comments and Explanations: None

Analyst: Z. Froyland
Data reviewed by: R. Lewis

DRAGON ANALYTICAL LABORATORY

2818 Madrona Beach Rd NW, Olympia WA 98502
(360) 866-0543

Hazardous Waste, Microbiology, NPDES, Potable and Non-potable Water
Mobile Environmental Laboratory

Pioneer Technologies Corporation
Project: East Bay IA Stockpiles

DAL Number: 090915-04

ANALYTICAL RESULTS FOR THE ANALYSIS OF TCLP HEAVY METALS IN SOIL BY EPA METHOD 1311 AND EPA METHOD 6020 A

Sample Identification	Date Analyzed	Lead (Pb)
Chemical Abstract Number (CAS)		7439-92-1
Units		(mg/L)
Method Blank	9/23/2009	nd
SP23-ZONE4-091509	9/23/2009	nd
LCS	9/23/2009	101%
090923-MS	9/23/2009	108%
090923-MSD	9/23/2009	104%
SP23-ZONE4-091509 Dup.	9/23/2009	nd
Method Reporting Limits		0.25

WA-DOE-Laboratory Certification No.: C2013

"nd" indicates the analyte was not detected at or above the listed Method Reporting Limit.
"n/a" indicates not applicable
"MI" indicates Matrix Interference
Sample results based on dry weight.
Comments and Explanations: None

Analyst: Z. Froyland

DRAGON ANALYTICAL LABORATORY

2818 Madrona Beach Rd NW, Olympia WA 98502
(360) 866-0543

Hazardous Waste, Microbiology, NPDES, Potable and Non-potable Water
Mobile Environmental Laboratory

Pioneer Technologies Corporation
Project: East Bay IA Stockpiles

DAL Number: 090915-04

ANALYTICAL RESULTS FOR THE ANALYSIS OF PCB's IN SOIL BY EPA METHOD 8082

Sample Identification	Date Analyzed	Percent Solids (%)	Aroclor 1016 (mg/kg)	Aroclor 1221 (mg/kg)	Aroclor 1232 (mg/kg)	Aroclor 1242 (mg/kg)	Aroclor 1248 (mg/kg)	Aroclor 1254 (mg/kg)	Aroclor 1260 (mg/kg)	Surrogate Recovery TCMX (%)	Surrogate Recovery DCBP (%)	Data Flags
Method Blank	9/21/2009	n/a	nd	nd	nd	nd	nd	nd	nd	104	75.5	
SP21-ZONE1-091509	9/21/2009	57.8	nd	nd	nd	nd	nd	nd	nd	94.1	65.6	
SP22-ZONE3-091509	9/21/2009	90.5	nd	nd	nd	nd	nd	nd	nd	99.1	70.2	
SP23-ZONE4-091509	9/21/2009	55.3	nd	nd	nd	nd	nd	nd	nd	103	86.6	
SP15-ZONE3-091509	9/21/2009	67.8	nd	nd	nd	nd	nd	nd	nd	102	72.6	
LCS	9/21/2009	n/a	102%	n/a	n/a	n/a	n/a	n/a	82.9%	103	68.4	
090908-MS	9/21/2009	n/a	99.1%	n/a	n/a	n/a	n/a	n/a	103%	108	80.1	
090908-MSD	9/21/2009	n/a	99.0%	n/a	n/a	n/a	n/a	n/a	81.4%	134	133	
SP15-ZONE3-091509 Dup.	9/21/2009	67.8	nd	nd	nd	nd	nd	nd	nd	131	133	
Method Reporting Limits			0.05	0.05	0.05	0.05	0.05	0.05	0.05			

WA-DOE-Laboratory Certification No.: C2013
"nd" indicates the analyte was not detected at or above the listed Method Reporting Limit.
"n/a" indicates not applicable
All results based on dry weight.

Comments and Explanations: None

Analyst: T. McCall
Data reviewed by: R. Lewis

Pace Analytical®
www.pacelabs.com

RUSH!

CHAIN-OF-CUSTODY / Analytical Request Document

The Chain-of-Custody is a LEGAL DOCUMENT. All relevant fields must be completed accurately.

See RI Expectations Sent Previously

RUSH!

10112564

Page: 1269210

Section A Required Client Information:

Company: PTC
Address: 2612 Yelm Hwy SE Olympia WA 98501
Email To: robertsk@uspioneer.com
Phone: 360 570 1700 Fax:
Requested Due Date/TAT: 5day TAT

Section B Required Project Information:

Report To:
Copy To:
Purchase Order No.: Credit Card
Project Name: East Bay IA Stockpiles
Project Number:

Section C Invoice Information:

Attention:
Company Name:
Address:
Pace Quote Reference:
Pace Project Manager:
Pace Profile #:

REGULATORY AGENCY

☐ NPDES ☐ GROUND WATER ☐ DRINKING WATER
☐ UST ☐ RCRA ☐ OTHER

Site Location STATE: WA

Section D Required Client Information

Matrix Codes MATRIX / CODE: Drinking Water DW, Water WT, Waste Water WW, Product P, Soil/Solid SL, Oil OL, Wipe WP, Air AR, Tissue TS, Other OT

SAMPLE ID (A-Z, 0-9 / ,-) Sample IDs MUST BE UNIQUE

Requested Analysis Filtered (Y/N): Y/N N

ITEM #	SAMPLE ID	MATRIX CODE (see valid codes to left)	SAMPLE TYPE (G=GRAB C=COMP)	COLLECTED COMPOSITE START DATE	COMPOSITE START TIME	COMPOSITE END/GRAB DATE	COMPOSITE END/GRAB TIME	SAMPLE TEMP AT COLLECTION	# OF CONTAINERS	Unpreserved	H_2SO_4	HNO_3	HCl	NaOH	$Na_2S_2O_3$	Methanol	Other	Analysis Test: Dioxin/Furans 8290	Residual Chlorine (Y/N)	Pace Project No./ Lab I.D.
1	SP21-Zone1-091509	SL	G				1215		1									X		001
2	SP22-Zone3-091509	SL	G				1300		1									X		002
3	SP23-Zone4-091509	SL	G				1330		1									X		001
4																				
5																				
6																				
7																				
8																				
9																				
10																				
11																				
12																				

ADDITIONAL COMMENTS	RELINQUISHED BY / AFFILIATION	DATE	TIME	ACCEPTED BY / AFFILIATION	DATE	TIME	SAMPLE CONDITIONS: Temp in °C	Received on Ice (Y/N)	Custody Sealed Cooler (Y/N)	Samples Intact (Y/N)
5day TAT by Email	Kara Roberts	091509		J. Richardson Pace MN	9/16/09	12:15	0.8	Y	Y	Y

ORIGINAL

SAMPLER NAME AND SIGNATURE

PRINT Name of SAMPLER: Kara Roberts

SIGNATURE of SAMPLER: Kara Roberts

DATE Signed (MM/DD/YY): 091509

*Important Note: By signing this form you are accepting Pace's NET 30 day payment terms and agreeing to late charges of 1.5% per month for any invoices not paid within 30 days.

F-ALL-Q-020rev.07, 15-May-2007

Report No.: 1012564_8290

Pace Analytical Services, Inc.
1700 Elm Street
Minneapolis, MN 55414
Phone: 612.607.1700
Fax: 612.607.6444

www.pacelabs.com

Report Prepared for:

Kara Roberts
Pioneer Technologies Corporation
2612 Yelm Highway SE
Olympia WA 98501

REPORT OF LABORATORY ANALYSIS FOR PCDD/PCDF

Report Information:

Pace Project #: 10112564
Sample Receipt Date: 09/16/2009
Client Project #: East Bay IA Stockpiles
Client Sub PO #: N/A
State Cert #: C218

Invoicing & Reporting Options:

The report provided has been invoiced as a Level 2 PCDD/PCDF Report. If an upgrade of this report package is requested, an additional charge may be applied.

Please review the attached invoice for accuracy and forward any questions to Scott Unze, your Pace Project Manager.

This report has been reviewed and prepared by:

Scott Unze, Project Manager
(612) 607-6383
(612) 607-6444 (fax)
scott.unze@pacelabs.com

Report Prepared Date:
September 23, 2009

ACCREDITED IN ACCORDANCE WITH nelac

Report of Laboratory Analysis

This report should not be reproduced, except in full, without the written consent of Pace Analytical Services, Inc.

The results relate only to the samples included in this report.

Pace Analytical Services, Inc.
1700 Elm Street
Minneapolis, MN 55414
Phone: 612.607.1700
Fax: 612.607.6444

DISCUSSION

This report presents the results from the analyses performed on three samples submitted by a representative of Pioneer Technologies Corporation. The samples were analyzed for the presence or absence of polychlorodibenzo-p-dioxins (PCDDs) and polychlorodibenzofurans (PCDFs) using a modified version of USEPA Method 8290. Reporting limits were based on signal-to-noise calculations.

The recoveries of the isotopically-labeled PCDD/PCDF internal standards in the sample extracts ranged from 37-116%. With the exception of one low value, which was flagged "P" on the results table, the labeled standard recoveries obtained for this project were within the 40-135% target range specified in Method 8290. Since the quantification of the native 2,3,7,8-substituted isomers was based on isotope dilution, the data were automatically corrected for variation in recovery and accurate values were obtained.

In some cases, interfering substances impacted the determinations of PCDD or PCDF congeners. The affected values were flagged "I" where incorrect isotope ratios were obtained.

A laboratory method blank was prepared and analyzed with the sample batch as part of our routine quality control procedures. The results show the blank to contain trace levels of selected congeners. These were below the calibration range of the method. The levels reported for the affected congeners in the field samples were higher than the corresponding blank levels two or more orders of magnitude. These results indicate that the sample processing steps did not contribute significantly to the levels reported for the field samples.

Laboratory and matrix spike samples were also prepared with the sample batch using clean sand or sample matrix that had been fortified with native standards. The results show that the spiked native compounds were generally recovered at 75-135%, with relative percent differences of 0.4-24.7%. The recovery value obtained for OCDD in LCS-21464 was above the 70-130% target range and was flagged "P" on the results table; this may indicate a high bias for this congener in these determinations. Also, somewhat variable background-subtracted values were obtained for selected congeners in the matrix spike samples, due to the levels of these compounds in the sample material.

This report shall not be reproduced, except in full,
without the written consent of Pace Analytical Services, Inc.

Appendix A

Sample Management

1147

Sample Condition Upon Receipt

Pace Analytical

Client Name: PIC **Project #** 10112564

Courier: ☒ Fed Ex ☐ UPS ☐ USPS ☐ Client ☐ Commercial ☐ Pace Other _____

Tracking #: 8694 3422 1556

Custody Seal on Cooler/Box Present: ☒ yes ☐ no **Seals Intact:** ☒ yes ☐ no

Optional: Proj. Due Date: Proj. Name:

Packing Material: ☒ Bubble Wrap ☒ Bubble Bags ☐ None ☐ Other _____ **Temp Blank:** Yes ☒ No ☐

Thermometer Used 80344042 or (179425) **Type of Ice:** (Wet) Blue None ☐ Samples on ice, cooling process has begun

Cooler Temperature 0.8° **Biological Tissue is Frozen:** Yes No

Temp should be above freezing to 6°C **Comments:**

Date and Initials of person examining contents: 9-16-09

Chain of Custody Present:	☑Yes ☐No ☐N/A	1.
Chain of Custody Filled Out:	☑Yes ☐No ☐N/A	2.
Chain of Custody Relinquished:	☑Yes ☐No ☐N/A	3.
Sampler Name & Signature on COC:	☑Yes ☐No ☐N/A	4.
Samples Arrived within Hold Time:	☑Yes ☐No ☐N/A	5.
Short Hold Time Analysis (<72hr):	☐Yes ☑No ☐N/A	6.
Rush Turn Around Time Requested:	☑Yes ☐No ☐N/A	7. 5 days
Sufficient Volume:	☑Yes ☐No ☐N/A	8.
Correct Containers Used:	☑Yes ☐No ☐N/A	9.
-Pace Containers Used:	☑Yes ☐No ☐N/A	
Containers Intact:	☑Yes ☐No ☐N/A	10.
Filtered volume received for Dissolved tests	☐Yes ☐No ☑N/A	11.
Sample Labels match COC: -Includes date/time/ID/Analysis Matrix: SL	☐Yes ☑No ☐N/A	12. There is no date on the coc the sample's says 9-15-09
All containers needing acid/base preservation have been checked. Noncompliance are noted in 13.	☐Yes ☐No ☑N/A	13. ☐ HNO3 ☐ H2SO4 ☐ NaOH ☐ HCl Samp #
All containers needing preservation are found to be in compliance with EPA recommendation.	☐Yes ☐No ☑N/A	Initial when completed / Lot # of added preservative
Exceptions: VOA,Coliform, TOC, Oil and Grease, WI-DRO (water)	☐Yes ☑No	
Samples checked for dechlorination:	☐Yes ☐No ☑N/A	14.
Headspace in VOA Vials (>6mm):	☐Yes ☐No ☑N/A	15.
Trip Blank Present:	☐Yes ☑No ☐N/A	16.
Trip Blank Custody Seals Present	☐Yes ☐No ☑N/A	
Pace Trip Blank Lot # (if purchased):		

Client Notification/ Resolution: **Field Data Required?** Y / N

Person Contacted: _____ Date/Time: _____

Comments/ Resolution: _____

Project Manager Review: (D) **Date:** 09/16/09

Note: Whenever there is a discrepancy affecting North Carolina compliance samples, a copy of this form will be sent to the North Carolina DENR. Pace Analytical Services, Inc. 1700 Elm Street SE, Suite 200, Minneapolis, MN 55414

F-I-213Rev.00, 05Aug2009

9/16/09

Appendix B

Sample Analysis Summary

Pace Analytical Services, Inc.
1700 Elm Street - Suite 200
Minneapolis, MN 55414

Tel: 612-607-1700
Fax: 612- 607-6444

Method 8290 Sample Analysis Results

Client - Pioneer Technologies Corporation

Client's Sample ID	SP21_ZONE1-091509		
Lab Sample ID	10112564001		
Filename	F90923A_05		
Injected By	SMT		
Total Amount Extracted	13.4 g	Matrix	Solid
% Moisture	6.9	Dilution	NA
Dry Weight Extracted	12.5 g	Collected	09/15/2009 12:15
ICAL ID	F90817	Received	09/16/2009 12:15
CCal Filename(s)	F90922B_14 & F90923A_10	Extracted	09/16/2009 19:15
Method Blank ID	BLANK-21463	Analyzed	09/23/2009 06:01

Native Isomers	Conc ng/Kg	EMPC ng/Kg	RL ng/Kg		Internal Standards	ng's Added	Percent Recovery
2,3,7,8-TCDF	1.00	-----	0.29		2,3,7,8-TCDF-13C	2.00	85
Total TCDF	17.00	-----	0.29		2,3,7,8-TCDD-13C	2.00	84
					1,2,3,7,8-PeCDF-13C	2.00	99
2,3,7,8-TCDD	0.67	-----	0.32	J	2,3,4,7,8-PeCDF-13C	2.00	98
Total TCDD	9.70	-----	0.32		1,2,3,7,8-PeCDD-13C	2.00	112
					1,2,3,4,7,8-HxCDF-13C	2.00	96
1,2,3,7,8-PeCDF	-----	0.50	0.38	I	1,2,3,6,7,8-HxCDF-13C	2.00	62
2,3,4,7,8-PeCDF	2.10	-----	0.25	J	2,3,4,6,7,8-HxCDF-13C	2.00	71
Total PeCDF	25.00	-----	0.31		1,2,3,7,8,9-HxCDF-13C	2.00	76
					1,2,3,4,7,8-HxCDD-13C	2.00	103
1,2,3,7,8-PeCDD	1.10	-----	0.32	J	1,2,3,6,7,8-HxCDD-13C	2.00	64
Total PeCDD	17.00	-----	0.32		1,2,3,4,6,7,8-HpCDF-13C	2.00	60
					1,2,3,4,7,8,9-HpCDF-13C	2.00	59
1,2,3,4,7,8-HxCDF	2.50	-----	0.22	J	1,2,3,4,6,7,8-HpCDD-13C	2.00	61
1,2,3,6,7,8-HxCDF	1.80	-----	0.29	J	OCDD-13C	4.00	53
2,3,4,6,7,8-HxCDF	1.20	-----	0.19	J			
1,2,3,7,8,9-HxCDF	0.88	-----	0.19	J	1,2,3,4-TCDD-13C	2.00	NA
Total HxCDF	31.00	-----	0.22		1,2,3,7,8,9-HxCDD-13C	2.00	NA
1,2,3,4,7,8-HxCDD	1.60	-----	0.55	J	2,3,7,8-TCDD-37Cl4	0.20	91
1,2,3,6,7,8-HxCDD	7.00	-----	0.47				
1,2,3,7,8,9-HxCDD	2.90	-----	0.30	J			
Total HxCDD	61.00	-----	0.44				
1,2,3,4,6,7,8-HpCDF	51.00	-----	0.55		Total 2,3,7,8-TCDD		
1,2,3,4,7,8,9-HpCDF	3.10	-----	0.91	J	Equivalence: 8.1 ng/Kg		
Total HpCDF	160.00	-----	0.73		(Using 2005 WHO Factors - Using PRL/2 where ND)		
1,2,3,4,6,7,8-HpCDD	240.00	-----	0.82				
Total HpCDD	610.00	-----	0.82				
OCDF	170.00	-----	0.66				
OCDD	2600.00	-----	2.50				

Conc = Concentration (Totals include 2,3,7,8-substituted isomers).
EMPC = Estimated Maximum Possible Concentration
RL = Reporting Limit.
ND = Not Detected
NA = Not Applicable
NC = Not Calculated

Results reported on a dry weight basis and are valid to no more than 2 significant figures.
J = Value below calibration range
I = Interference present

REPORT OF LABORATORY ANALYSIS

This report shall not be reproduced, except in full,
without the written consent of Pace Analytical Services, Inc.

Pace Analytical Services, Inc.
1700 Elm Street - Suite 200
Minneapolis, MN 55414

Tel: 612-607-1700
Fax: 612- 607-6444

Method 8290 Sample Analysis Results

Client - Pioneer Technologies Corporation

Client's Sample ID	SP22_ZONE3-091509		
Lab Sample ID	10112564002		
Filename	F90923A_06		
Injected By	SMT		
Total Amount Extracted	13.8 g	Matrix	Solid
% Moisture	11.7	Dilution	NA
Dry Weight Extracted	12.2 g	Collected	09/15/2009 13:00
ICAL ID	F90817	Received	09/16/2009 12:15
CCal Filename(s)	F90922B_14 & F90923A_10	Extracted	09/16/2009 19:15
Method Blank ID	BLANK-21463	Analyzed	09/23/2009 06:47

Native Isomers	Conc ng/Kg	EMPC ng/Kg	RL ng/Kg		Internal Standards	ng's Added	Percent Recovery
2,3,7,8-TCDF	6.3	-----	0.33		2,3,7,8-TCDF-13C	2.00	80
Total TCDF	89.0	-----	0.33		2,3,7,8-TCDD-13C	2.00	82
					1,2,3,7,8-PeCDF-13C	2.00	94
2,3,7,8-TCDD	2.4	-----	0.32		2,3,4,7,8-PeCDF-13C	2.00	94
Total TCDD	100.0	-----	0.32		1,2,3,7,8-PeCDD-13C	2.00	106
					1,2,3,4,7,8-HxCDF-13C	2.00	91
1,2,3,7,8-PeCDF	4.8	-----	1.10		1,2,3,6,7,8-HxCDF-13C	2.00	57
2,3,4,7,8-PeCDF	8.2	-----	0.66		2,3,4,6,7,8-HxCDF-13C	2.00	68
Total PeCDF	75.0	-----	0.86		1,2,3,7,8,9-HxCDF-13C	2.00	71
					1,2,3,4,7,8-HxCDD-13C	2.00	97
1,2,3,7,8-PeCDD	8.9	-----	0.77		1,2,3,6,7,8-HxCDD-13C	2.00	62
Total PeCDD	100.0	-----	0.77		1,2,3,4,6,7,8-HpCDF-13C	2.00	51
					1,2,3,4,7,8,9-HpCDF-13C	2.00	50
1,2,3,4,7,8-HxCDF	6.0	-----	0.39		1,2,3,4,6,7,8-HpCDD-13C	2.00	54
1,2,3,6,7,8-HxCDF	7.6	-----	0.30		OCDD-13C	4.00	37 P
2,3,4,6,7,8-HxCDF	7.0	-----	0.36				
1,2,3,7,8,9-HxCDF	1.7	-----	0.35	J	1,2,3,4-TCDD-13C	2.00	NA
Total HxCDF	94.0	-----	0.35		1,2,3,7,8,9-HxCDD-13C	2.00	NA
1,2,3,4,7,8-HxCDD	6.0	-----	0.50		2,3,7,8-TCDD-37Cl4	0.20	90
1,2,3,6,7,8-HxCDD	15.0	-----	0.69				
1,2,3,7,8,9-HxCDD	8.3	-----	0.48				
Total HxCDD	150.0	-----	0.56				
1,2,3,4,6,7,8-HpCDF	64.0	-----	0.87		Total 2,3,7,8-TCDD		
1,2,3,4,7,8,9-HpCDF	4.2	-----	0.76		Equivalence: 24 ng/Kg		
Total HpCDF	190.0	-----	0.82		(Using 2005 WHO Factors - Using PRL/2 where ND)		
1,2,3,4,6,7,8-HpCDD	270.0	-----	1.00				
Total HpCDD	550.0	-----	1.00				
OCDF	190.0	-----	0.75				
OCDD	2400.0	-----	1.70				

Conc = Concentration (Totals include 2,3,7,8-substituted isomers).
EMPC = Estimated Maximum Possible Concentration
RL = Reporting Limit.

ND = Not Detected
NA = Not Applicable
NC = Not Calculated

Results reported on a dry weight basis and are valid to no more than 2 significant figures.
J = Value below calibration range
P = Recovery outside target range

REPORT OF LABORATORY ANALYSIS

This report shall not be reproduced, except in full,
without the written consent of Pace Analytical Services, Inc.

Pace Analytical Services, Inc.
1700 Elm Street - Suite 200
Minneapolis, MN 55414

Tel: 612-607-1700
Fax: 612- 607-6444

Method 8290 Sample Analysis Results

Client - Pioneer Technologies Corporation

Client's Sample ID	SP23_ZONE4-091509		
Lab Sample ID	10112564003		
Filename	F90923A_07		
Injected By	SMT		
Total Amount Extracted	13.2 g	Matrix	Solid
% Moisture	12.6	Dilution	NA
Dry Weight Extracted	11.5 g	Collected	09/15/2009 13:30
ICAL ID	F90817	Received	09/16/2009 12:15
CCal Filename(s)	F90922B_14 & F90923A_10	Extracted	09/16/2009 19:15
Method Blank ID	BLANK-21463	Analyzed	09/23/2009 07:34

Native Isomers	Conc ng/Kg	EMPC ng/Kg	RL ng/Kg		Internal Standards	ng's Added	Percent Recovery
2,3,7,8-TCDF	0.54	-----	0.15	J	2,3,7,8-TCDF-13C	2.00	85
Total TCDF	6.80	-----	0.15		2,3,7,8-TCDD-13C	2.00	87
					1,2,3,7,8-PeCDF-13C	2.00	102
2,3,7,8-TCDD	ND	-----	0.19		2,3,4,7,8-PeCDF-13C	2.00	104
Total TCDD	4.10	-----	0.19		1,2,3,7,8-PeCDD-13C	2.00	116
					1,2,3,4,7,8-HxCDF-13C	2.00	91
1,2,3,7,8-PeCDF	0.33	-----	0.19	J	1,2,3,6,7,8-HxCDF-13C	2.00	65
2,3,4,7,8-PeCDF	1.30	-----	0.24	J	2,3,4,6,7,8-HxCDF-13C	2.00	73
Total PeCDF	15.00	-----	0.21		1,2,3,7,8,9-HxCDF-13C	2.00	77
					1,2,3,4,7,8-HxCDD-13C	2.00	100
1,2,3,7,8-PeCDD	0.62	-----	0.26	J	1,2,3,6,7,8-HxCDD-13C	2.00	69
Total PeCDD	8.60	-----	0.26		1,2,3,4,6,7,8-HpCDF-13C	2.00	59
					1,2,3,4,7,8,9-HpCDF-13C	2.00	61
1,2,3,4,7,8-HxCDF	1.40	-----	0.17	J	1,2,3,4,6,7,8-HpCDD-13C	2.00	61
1,2,3,6,7,8-HxCDF	0.73	-----	0.24	J	OCDD-13C	4.00	51
2,3,4,6,7,8-HxCDF	0.56	-----	0.20	J			
1,2,3,7,8,9-HxCDF	0.42	-----	0.24	J	1,2,3,4-TCDD-13C	2.00	NA
Total HxCDF	14.00	-----	0.21		1,2,3,7,8,9-HxCDD-13C	2.00	NA
1,2,3,4,7,8-HxCDD	0.74	-----	0.22	J	2,3,7,8-TCDD-37Cl4	0.20	93
1,2,3,6,7,8-HxCDD	2.70	-----	0.30	J			
1,2,3,7,8,9-HxCDD	1.20	-----	0.20	J			
Total HxCDD	19.00	-----	0.24				
1,2,3,4,6,7,8-HpCDF	14.00	-----	0.29		Total 2,3,7,8-TCDD		
1,2,3,4,7,8,9-HpCDF	1.10	-----	0.30	J	Equivalence: 2.8 ng/Kg		
Total HpCDF	49.00	-----	0.30		(Using 2005 WHO Factors - Using PRL/2 where ND)		
1,2,3,4,6,7,8-HpCDD	54.00	-----	0.39				
Total HpCDD	93.00	-----	0.39				
OCDF	68.00	-----	0.31				
OCDD	430.00	-----	0.53				

Conc = Concentration (Totals include 2,3,7,8-substituted isomers).
EMPC = Estimated Maximum Possible Concentration
RL = Reporting Limit.

ND = Not Detected
NA = Not Applicable
NC = Not Calculated

Results reported on a dry weight basis and are valid to no more than 2 significant figures.
J = Value below calibration range

REPORT OF LABORATORY ANALYSIS

This report shall not be reproduced, except in full,
without the written consent of Pace Analytical Services, Inc.

Pace Analytical Services, Inc.
1700 Elm Street - Suite 200
Minneapolis, MN 55414

Tel: 612-607-1700
Fax: 612- 607-6444

Method 8290 Blank Analysis Results

Lab Sample ID	BLANK-21463	Matrix	Solid
Filename	F90922B_08	Dilution	NA
Total Amount Extracted	10.3 g	Extracted	09/16/2009 19:15
ICAL ID	F90817	Analyzed	09/22/2009 21:31
CCal Filename(s)	F90922B_01 & F90922B_14	Injected By	SMT

Native Isomers	Conc ng/Kg	EMPC ng/Kg	RL ng/Kg		Internal Standards	ng's Added	Percent Recovery
2,3,7,8-TCDF	ND	-----	0.071		2,3,7,8-TCDF-13C	2.00	70
Total TCDF	ND	-----	0.071		2,3,7,8-TCDD-13C	2.00	68
					1,2,3,7,8-PeCDF-13C	2.00	91
2,3,7,8-TCDD	ND	-----	0.120		2,3,4,7,8-PeCDF-13C	2.00	93
Total TCDD	ND	-----	0.120		1,2,3,7,8-PeCDD-13C	2.00	107
					1,2,3,4,7,8-HxCDF-13C	2.00	78
1,2,3,7,8-PeCDF	ND	-----	0.085		1,2,3,6,7,8-HxCDF-13C	2.00	65
2,3,4,7,8-PeCDF	ND	-----	0.120		2,3,4,6,7,8-HxCDF-13C	2.00	70
Total PeCDF	ND	-----	0.100		1,2,3,7,8,9-HxCDF-13C	2.00	75
					1,2,3,4,7,8-HxCDD-13C	2.00	87
1,2,3,7,8-PeCDD	ND	-----	0.120		1,2,3,6,7,8-HxCDD-13C	2.00	71
Total PeCDD	ND	-----	0.120		1,2,3,4,6,7,8-HpCDF-13C	2.00	62
					1,2,3,4,7,8,9-HpCDF-13C	2.00	62
1,2,3,4,7,8-HxCDF	ND	-----	0.074		1,2,3,4,6,7,8-HpCDD-13C	2.00	66
1,2,3,6,7,8-HxCDF	ND	-----	0.083		OCDD-13C	4.00	60
2,3,4,6,7,8-HxCDF	ND	-----	0.060				
1,2,3,7,8,9-HxCDF	ND	-----	0.084		1,2,3,4-TCDD-13C	2.00	NA
Total HxCDF	ND	-----	0.075		1,2,3,7,8,9-HxCDD-13C	2.00	NA
1,2,3,4,7,8-HxCDD	ND	-----	0.100		2,3,7,8-TCDD-37Cl4	0.20	79
1,2,3,6,7,8-HxCDD	ND	-----	0.110				
1,2,3,7,8,9-HxCDD	ND	-----	0.088				
Total HxCDD	ND	-----	0.100				
1,2,3,4,6,7,8-HpCDF	ND	-----	0.089		Total 2,3,7,8-TCDD		
1,2,3,4,7,8,9-HpCDF	ND	-----	0.140		Equivalence: 0.17 ng/Kg		
Total HpCDF	ND	-----	0.120		(Using 2005 WHO Factors - Using PRL/2 where ND)		
1,2,3,4,6,7,8-HpCDD	-----	0.25	0.110	I			
Total HpCDD	ND	-----	0.110				
OCDF	0.32	-----	0.110	J			
OCDD	2.40	-----	0.220	J			

Conc = Concentration (Totals include 2,3,7,8-substituted isomers).
EMPC = Estimated Maximum Possible Concentration
RL = Reporting Limit

Results reported on a dry weight basis and are valid to no more than 2 significant figures.
J = Value below calibration range
I = Interference present

REPORT OF LABORATORY ANALYSIS

This report shall not be reproduced, except in full,
without the written consent of Pace Analytical Services, Inc.

Pace Analytical Services, Inc.
1700 Elm Street - Suite 200
Minneapolis, MN 55414

Tel: 612-607-1700
Fax: 612- 607-6444

Method 8290 Laboratory Control Spike Results

Lab Sample ID	LCS-21464		
Filename	F90922B_04	Matrix	Solid
Total Amount Extracted	10.9 g	Dilution	NA
ICAL ID	F90817	Extracted	09/16/2009 19:15
CCal Filename(s)	F90922B_01 & F90922B_14	Analyzed	09/22/2009 18:25
Method Blank ID	LCS-21464	Injected By	SMT

Native Isomers	**Qs** (ng)	**Qm** (ng)	% Rec.	**Internal Standards**	**ng's Added**	**Percent Recovery**
2,3,7,8-TCDF	0.20	0.20	101	2,3,7,8-TCDF-13C	2.00	72
Total TCDF				2,3,7,8-TCDD-13C	2.00	70
				1,2,3,7,8-PeCDF-13C	2.00	90
2,3,7,8-TCDD	0.20	0.22	111	2,3,4,7,8-PeCDF-13C	2.00	89
Total TCDD				1,2,3,7,8-PeCDD-13C	2.00	106
				1,2,3,4,7,8-HxCDF-13C	2.00	76
1,2,3,7,8-PeCDF	1.00	1.01	101	1,2,3,6,7,8-HxCDF-13C	2.00	64
2,3,4,7,8-PeCDF	1.00	0.97	97	2,3,4,6,7,8-HxCDF-13C	2.00	69
Total PeCDF				1,2,3,7,8,9-HxCDF-13C	2.00	77
				1,2,3,4,7,8-HxCDD-13C	2.00	86
1,2,3,7,8-PeCDD	1.00	0.91	91	1,2,3,6,7,8-HxCDD-13C	2.00	69
Total PeCDD				1,2,3,4,6,7,8-HpCDF-13C	2.00	62
				1,2,3,4,7,8,9-HpCDF-13C	2.00	64
1,2,3,4,7,8-HxCDF	1.00	0.98	98	1,2,3,4,6,7,8-HpCDD-13C	2.00	68
1,2,3,6,7,8-HxCDF	1.00	1.01	101	OCDD-13C	4.00	60
2,3,4,6,7,8-HxCDF	1.00	0.99	99			
1,2,3,7,8,9-HxCDF	1.00	1.00	100	1,2,3,4-TCDD-13C	2.00	NA
Total HxCDF				1,2,3,7,8,9-HxCDD-13C	2.00	NA
1,2,3,4,7,8-HxCDD	1.00	0.94	94	2,3,7,8-TCDD-37Cl4	0.20	77
1,2,3,6,7,8-HxCDD	1.00	0.98	98			
1,2,3,7,8,9-HxCDD	1.00	0.98	98			
Total HxCDD						
1,2,3,4,6,7,8-HpCDF	1.00	1.13	113			
1,2,3,4,7,8,9-HpCDF	1.00	1.11	111			
Total HpCDF						
1,2,3,4,6,7,8-HpCDD	1.00	1.03	103			
Total HpCDD						
OCDF	2.00	2.18	109			
OCDD	2.00	2.69	135 P			

Qs = Quantity Spiked
Qm = Quantity Measured
Rec. = Recovery (Expressed as Percent)
P = Recovery outside of target range
X = Background subtracted value
Y = RF averaging used in calculations
Nn = Value obtained from additional analysis
NA = Not Applicable
* = See Discussion

REPORT OF LABORATORY ANALYSIS

This report shall not be reproduced, except in full,
without the written consent of Pace Analytical Services, Inc.

Pace Analytical Services, Inc.
1700 Elm Street - Suite 200
Minneapolis, MN 55414

Tel: 612-607-1700
Fax: 612- 607-6444

Method 8290 Spiked Sample Report

Client - Pioneer Technologies Corporation

Client's Sample ID	SP21_ZONE1-091509-MS		
Lab Sample ID	10112564001-MS		
Filename	F90923A_01	Matrix	Solid
Total Amount Extracted	13.4 g	Dilution	NA
ICAL ID	F90817	Extracted	09/16/2009 19:15
CCal Filename(s)	F90922B_14 & F90923A_10	Analyzed	09/23/2009 02:55
Method Blank ID	BLANK-21463	Injected By	SMT

Native Isomers	**Qs** (ng)	**Qm** (ng)	% Rec.	**Internal Standards**	**ng's Added**	**Percent Recovery**
2,3,7,8-TCDF	0.20	0.23	115	2,3,7,8-TCDF-13C	2.00	80
				2,3,7,8-TCDD-13C	2.00	77
				1,2,3,7,8-PeCDF-13C	2.00	85
2,3,7,8-TCDD	0.20	0.23	115	2,3,4,7,8-PeCDF-13C	2.00	80
				1,2,3,7,8-PeCDD-13C	2.00	91
				1,2,3,4,7,8-HxCDF-13C	2.00	92
1,2,3,7,8-PeCDF	1.00	1.24	124	1,2,3,6,7,8-HxCDF-13C	2.00	73
2,3,4,7,8-PeCDF	1.00	0.99	99	2,3,4,6,7,8-HxCDF-13C	2.00	73
				1,2,3,7,8,9-HxCDF-13C	2.00	80
				1,2,3,4,7,8-HxCDD-13C	2.00	100
1,2,3,7,8-PeCDD	1.00	0.95	95	1,2,3,6,7,8-HxCDD-13C	2.00	77
				1,2,3,4,6,7,8-HpCDF-13C	2.00	57
				1,2,3,4,7,8,9-HpCDF-13C	2.00	53
1,2,3,4,7,8-HxCDF	1.00	1.06	106	1,2,3,4,6,7,8-HpCDD-13C	2.00	60
1,2,3,6,7,8-HxCDF	1.00	1.05	105	OCDD-13C	4.00	42
2,3,4,6,7,8-HxCDF	1.00	1.07	107			
1,2,3,7,8,9-HxCDF	1.00	1.04	104	1,2,3,4-TCDD-13C	2.00	NA
				1,2,3,7,8,9-HxCDD-13C	2.00	NA
1,2,3,4,7,8-HxCDD	1.00	1.00	100	2,3,7,8-TCDD-37Cl4	0.20	87
1,2,3,6,7,8-HxCDD	1.00	1.07	107			
1,2,3,7,8,9-HxCDD	1.00	0.87	87			
1,2,3,4,6,7,8-HpCDF	1.00	2.12	212			
1,2,3,4,7,8,9-HpCDF	1.00	1.18	118			
1,2,3,4,6,7,8-HpCDD	1.00	4.70	470			
OCDF	2.00	5.01	250			
OCDD	2.00	50.37	2519			

Qs = Quantity Spiked Qm = Quantity Measured Rec. = Recovery (Expressed as Percent)

Results reported on a dry weight basis and are valid to no more than 2 significant figures.

REPORT OF LABORATORY ANALYSIS

This report shall not be reproduced, except in full,
without the written consent of Pace Analytical Services, Inc.

Pace Analytical Services, Inc.
1700 Elm Street - Suite 200
Minneapolis, MN 55414

Tel: 612-607-1700
Fax: 612- 607-6444

Method 8290 Spiked Sample Report

Client - Pioneer Technologies Corporation

Client's Sample ID	SP21_ZONE1-091509-MSD		
Lab Sample ID	10112564001-MSD		
Filename	F90923A_02	Matrix	Solid
Total Amount Extracted	13.5 g	Dilution	NA
ICAL ID	F90817	Extracted	09/16/2009 19:15
CCal Filename(s)	F90922B_14 & F90923A_10	Analyzed	09/23/2009 03:42
Method Blank ID	BLANK-21463	Injected By	SMT

Native Isomers	Qs (ng)	Qm (ng)	% Rec.	Internal Standards	ng's Added	Percent Recovery
2,3,7,8-TCDF	0.20	0.23	116	2,3,7,8-TCDF-13C	2.00	83
				2,3,7,8-TCDD-13C	2.00	81
				1,2,3,7,8-PeCDF-13C	2.00	108
2,3,7,8-TCDD	0.20	0.24	119	2,3,4,7,8-PeCDF-13C	2.00	102
				1,2,3,7,8-PeCDD-13C	2.00	101
				1,2,3,4,7,8-HxCDF-13C	2.00	106
1,2,3,7,8-PeCDF	1.00	1.22	122	1,2,3,6,7,8-HxCDF-13C	2.00	80
2,3,4,7,8-PeCDF	1.00	1.00	100	2,3,4,6,7,8-HxCDF-13C	2.00	83
				1,2,3,7,8,9-HxCDF-13C	2.00	92
				1,2,3,4,7,8-HxCDD-13C	2.00	116
1,2,3,7,8-PeCDD	1.00	0.94	94	1,2,3,6,7,8-HxCDD-13C	2.00	86
				1,2,3,4,6,7,8-HpCDF-13C	2.00	61
				1,2,3,4,7,8,9-HpCDF-13C	2.00	68
1,2,3,4,7,8-HxCDF	1.00	1.05	105	1,2,3,4,6,7,8-HpCDD-13C	2.00	75
1,2,3,6,7,8-HxCDF	1.00	1.06	106	OCDD-13C	4.00	64
2,3,4,6,7,8-HxCDF	1.00	1.04	104			
1,2,3,7,8,9-HxCDF	1.00	1.03	103	1,2,3,4-TCDD-13C	2.00	NA
				1,2,3,7,8,9-HxCDD-13C	2.00	NA
1,2,3,4,7,8-HxCDD	1.00	0.95	95	2,3,7,8-TCDD-37Cl4	0.20	95
1,2,3,6,7,8-HxCDD	1.00	1.07	107			
1,2,3,7,8,9-HxCDD	1.00	0.78	78			
1,2,3,4,6,7,8-HpCDF	1.00	1.99	199			
1,2,3,4,7,8,9-HpCDF	1.00	1.15	115			
1,2,3,4,6,7,8-HpCDD	1.00	4.42	442			
OCDF	2.00	4.98	249			
OCDD	2.00	39.31	1966			

Qs = Quantity Spiked Qm = Quantity Measured Rec. = Recovery (Expressed as Percent)

Results reported on a dry weight basis and are valid to no more than 2 significant figures.

REPORT OF LABORATORY ANALYSIS

This report shall not be reproduced, except in full,
without the written consent of Pace Analytical Services, Inc.

Pace Analytical Services, Inc.
1700 Elm Street - Suite 200
Minneapolis, MN 55414

Tel: 612-607-1700
Fax: 612- 607-6444

Method 8290 Spike Sample Results

Client - Pioneer Technologies Corporation

Client Sample ID	SP21_ZONE1-091509			Dry Weights	
Lab Sample ID	10112564001	Sample Filename	F90923A_05	Sample Amount	12.5 g
MS ID	10112564001-MS	MS Filename	F90923A_01	MS Amount	12.4 g
MSD ID	10112564001-MSD	MSD Filename	F90923A_02	MSD Amount	12.6 g

Analyte	Sample Conc. ng/Kg	MS/MSD Qs (ng)	MS Qm (ng)	MSD Qm (ng)	RPD	Background Subtracted MS % Rec.	MSD % Rec.	RPD
2,3,7,8-TCDF	1.034	0.20	0.23	0.23	1.2	108	110	1.1
2,3,7,8-TCDD	0.669	0.20	0.23	0.24	3.5	111	115	3.6
1,2,3,7,8-PeCDF	0.000	1.00	1.24	1.22	1.2	123	122	1.2
2,3,4,7,8-PeCDF	2.130	1.00	0.99	1.00	1.5	96	98	1.5
1,2,3,7,8-PeCDD	1.141	1.00	0.95	0.94	0.6	93	93	0.7
1,2,3,4,7,8-HxCDF	2.546	1.00	1.06	1.05	1.2	103	102	1.3
1,2,3,6,7,8-HxCDF	1.790	1.00	1.05	1.06	0.6	103	103	0.6
2,3,4,6,7,8-HxCDF	1.197	1.00	1.07	1.04	2.8	105	102	2.9
1,2,3,7,8,9-HxCDF	0.885	1.00	1.04	1.03	1.1	103	102	1.1
1,2,3,4,7,8-HxCDD	1.642	1.00	1.00	0.95	5.2	98	93	5.3
1,2,3,6,7,8-HxCDD	7.019	1.00	1.07	1.07	0.4	98	99	0.3
1,2,3,7,8,9-HxCDD	2.857	1.00	0.87	0.78	9.8	83	75	10.3
1,2,3,4,6,7,8-HpCDF	51.220	1.00	2.12	1.99	6.2	148	135	9.5
1,2,3,4,7,8,9-HpCDF	3.114	1.00	1.18	1.15	2.1	114	111	2.2
1,2,3,4,6,7,8-HpCDD	236.861	1.00	4.70	4.42	6.3	176	143	20.2
OCDF	174.045	2.00	5.01	4.98	0.5	142	140	1.8
OCDD	2566.892	2.00	50.37	39.31	24.7	922	350	89.9

Definitions

MS = Matrix Spike
MSD = Matrix Spike Duplicate
Qm = Quantity Measured
Qs = Quantity Spiked
% Rec. = Percent Recovery
RPD = Relative Percent Difference
NA = Not Applicable
NC = Not Calculated

CDD = Chlorinated dibenzo-p-dioxin
CDF = Chlorinated dibenzo-p-furan
T = Tetra
Pe = Penta
Hx = Hexa
Hp = Hepta
O = Octa

DRAGON
Analytical Laboratory

RCRA CHAIN OF CUSTODY RECORD

2818 Madrona Beach Rd. NW, Olympia, WA 98502
Phone: (360) 866-0543 Fax: (360) 866-0556
Email: DragonLab@comcast.net
Website: dragonlaboratory.com

Page ____ of ____

Samples Collected By: KR
Contact Number: 360 570 1700

Client: PTC
Address: 2612 Yelm Hwy SE
Olympia WA 98501

Phone: 360 570 1700
Fax:
Email: robertsk@uspioneer.com

Project Name: East Bay IA stockpile
Project Location:
Project Number:

Project P.O.:
Contact Person:
DAL Project No.: 090923-03

Matrix Code:
WW = wastewater GW = groundwater S = soil or solid
SL = sludge V = vapor O = other

Sample Identification	Sample Matrix	Date Sampled	Time Sampled	Container Type	~~MtBE~~ BTEX (EPA 8021b)	Gasoline (NWTPH-Gx)	Diesel (NWTPH-Dx)	Diesel & Oil (NWTPH-Dx)	Fuel Scan (NWTPH-HCID)	VOC's (EPA 8021b)	Organochlorine Pesticides (EPA 8081)	PCB's (EPA 8082)	Volatiles (EPA 8260)	PAH's (EPA 8100 or 8270/8270SIM)	Semi-Volatiles (EPA 8270)	Ignitability (EPA 1010)	Oil and Grease (EPA 1664 HEM)	pH (EPA 9040/9045)	Specific Conductance (EPA 9050)	Paint Filter Test (EPA 9095)	Heavy Metals* (EPA 7000 Series)	Biogenic Gases (EPA 3C)	Natural Attenuation Indicators	Gross Alpha Radioactivity (EPA 900)	Gross Beta Radioactivity (EPA 900)	TCLP Lead
SP24-Zone2-092309-1	S	092309	900	G 3 Encore 2 4oz	X	X		X				X		X							X					
SP24-Zone2-092309-2	S		1145	G	X	X		X				X		X							X					
SP25-Zone4-092309-1	S		1200	G	X	X		X				X		X							X					
SP25-Zone4-092309-2	S		1230	G	X	X		X				X		X							X					
SP25-Zone4-092309-3	S		1245	G	X	X		X				X		X							X					
SP25-Zone4-092309-Comp	S		1230	G																						X
SP26-Zone1-092309	S		1430	G	X	X		X				X		X							X					
				3 Encore 2 4oz																						

Relinquished by (Signature)	Date/Time	Received by (Signature)	Date/Time
Kara Robertsk	092309	[signature]	09/23/09 1545
Relinquished by (Signature)	Date/Time	Received by (Signature)	Date/Time

Sample Disposal Instructions: ☐ DAL Disposal @ $2.50 per Container ☐ Return ☐ Pickup

Turn-Around-Time
☐ Same Day
☐ 24 Hour
☐ 48 Hour
☒ 5 Day Email
☐ 10 Day
☐ Other: ____

***Heavy Metals**: Please circle the desired analytes.

Ag Al As Ba Be Cd Cr Cr-VI Co Cu Fe Hg Li Mg Mn Mo Ni Pb Sb Se Tl V Zn - Total
Ag Al As Ba Be Cd Cr Cr-VI Co Cu Fe Hg Li Mg Mn Mo Ni Pb Sb Se Tl V Zn - Dissolved
Ag Al As Ba Be Cd Cr Cr-VI Co Cu Fe Hg Li Mg Mn Mo Ni Pb Sb Se Tl V Zn - TCLP

DRAGON ANALYTICAL LABORATORY

2818 Madrona Beach Rd NW, Olympia WA 98502
(360) 866-0543

Hazardous Waste, Microbiology, NPDES, Potable and Non-potable Water
Mobile Environmental Laboratory

Pioneer Technologies Corporation
Project: East Bay IA Stockpiles

DAL Number: 090923-03

ANALYTICAL RESULTS FOR THE ANALYSIS OF FUEL IN SOIL

Sample Identification	Date Analyzed	Percent Solids (%)	Diesel Fuel #2 NWTPH-Dx (mg/kg)	Heavy Oil NWTPH-Dx (mg/kg)	Surrogate Recovery 2-FBP (%)	Data Flags
Method Blank	10/1/2009	n/a	nd	nd	92.0	
SP24-ZONE2-092309-1	10/1/2009	89.5	nd	nd	127	
SP24-ZONE2-092309-2	10/1/2009	93.0	nd	**287**	123	
SP25-ZONE4-092309-1	10/1/2009	93.3	nd	nd	96.6	
SP25-ZONE4-092309-2	10/1/2009	95.0	nd	nd	86.2	
SP25-ZONE4-092309-3	10/1/2009	89.7	nd	nd	133	
SP26-ZONE1-092309	10/1/2009	88.7	nd	nd	82.3	
LCS	10/1/2009	n/a	92.0%	n/a	n/a	
091001-MS	10/1/2009	n/a	99.6%	n/a	n/a	
091001-MSD	10/1/2009	n/a	105%	n/a	n/a	
Method Reporting Limits			25	100		

WA-DOE-Laboratory Certification No.: C2013
"nd" indicates the analyte was not detected at or above the listed Method Reporting Limit.
"n/a" indicates not applicable
Sample results based on dry weight.
Comments and Explanations: None

Analyst: T. McCall
Data reviewed by: R Lewis

DRAGON ANALYTICAL LABORATORY

2818 Madrona Beach Rd NW, Olympia WA 98502
(360) 866-0543

Hazardous Waste, Microbiology, NPDES, Potable and Non-potable Water
Mobile Environmental Laboratory

Pioneer Technologies Corporation
Project: East Bay IA Stockpiles

DAL Number: 090923-03

ANALYTICAL RESULTS FOR THE ANALYSIS OF GASOLINE RANGE ORGANICS IN SOIL

Sample Identification	Date Analyzed	Percent Solids (%)	Benzene EPA 8021B (mg/kg)	Toluene EPA 8021B (mg/kg)	Ethylbenzene EPA 8021B (mg/kg)	m&p-Xylene EPA 8021B (mg/kg)	o-Xylene EPA 8021B (mg/kg)	Gasoline NWTPH-Gx (mg/kg)	Surrogate Recovery BFB (%)	Data Flags
Method Blank	10/1/2009	n/a	nd	nd	nd	nd	nd	nd	77.8	
SP24-ZONE2-092309-1	10/1/2009	89.5	nd	nd	nd	nd	nd	nd	129	
SP24-ZONE2-092309-2	10/1/2009	93.0	nd	nd	nd	nd	nd	nd	103	
SP25-ZONE4-092309-1	10/1/2009	93.3	nd	nd	nd	nd	nd	nd	72.7	
SP25-ZONE4-092309-2	10/1/2009	95.0	nd	nd	nd	nd	nd	nd	79.7	
SP25-ZONE4-092309-3	10/1/2009	89.7	nd	nd	nd	nd	nd	nd	101	
SP26-ZONE1-092309	10/1/2009	88.7	nd	nd	nd	nd	nd	nd	111	
LCS	10/1/2009	n/a	n/a	92.0%	n/a	n/a	n/a	n/a	n/a	
LCS	10/2/2009	n/a	99.3%	n/a	n/a	n/a	n/a	n/a	n/a	
091001-MS	10/1/2009	n/a	n/a	99.6%	n/a	n/a	n/a	n/a	n/a	
091002-MS	10/2/2009	n/a	110%	n/a	n/a	n/a	n/a	n/a	n/a	
091001-MSD	10/1/2009	n/a	n/a	105%	n/a	n/a	n/a	n/a	n/a	
091002-MSD	10/2/2009	n/a	97%	n/a	n/a	n/a	n/a	n/a	n/a	
Method Reporting Limits			0.05	0.10	0.10	0.10	0.10	5.0		

WA-DOE-Laboratory Certification No.: C2013

"nd" indicates the analyte was not detected at or above the listed Method Reporting Limit.

"n/a" indicates not applicable

Sample results based on dry weight.

Comments and Explanations: None

Analyst: T. McCall

Data reviewed by: R Lewis

DRAGON ANALYTICAL LABORATORY

2818 Madrona Beach Rd NW, Olympia WA 98502
(360) 866-0543

Hazardous Waste, Microbiology, NPDES, Potable and Non-potable Water
Mobile Environmental Laboratory

Pioneer Technologies Corporation
Project: East Bay IA Stockpiles

DAL Number: 090923-03

ANALYTICAL RESULTS FOR THE ANALYSIS OF HEAVY METALS IN SOIL BY EPA METHOD 6020 A

Sample Identification	Date Analyzed	Percent Solids	Arsenic (As)	Cadmium (Cd)	Lead (Pb)
Chemical Abstract Number (CAS)			7440-38-2	7440-43-9	7439-92-1
Units		(%)	(mg/kg)	(mg/kg)	(mg/kg)
Method Blank	9/30/2009	n/a	nd	nd	nd
SP24-ZONE2-092309-1	9/30/2009	89.5	**3.53**	nd	**9.82**
SP24-ZONE2-092309-2	9/30/2009	93.0	**6.32**	**0.41**	**95.2**
SP25-ZONE4-092309-1	9/30/2009	93.3	**2.08**	nd	**2.74**
SP25-ZONE4-092309-2	9/30/2009	95.0	**4.44**	nd	**24.4**
SP25-ZONE4-092309-3	9/30/2009	89.7	**2.38**	nd	**3.95**
SP26-ZONE1-092309	9/30/2009	88.7	**4.05**	**0.28**	**17.4**
LCS	9/30/2009	n/a	101%	103%	105%
090930-MS	9/30/2009	n/a	MI	MI	MI
090930-MSD	9/30/2009	n/a	MI	MI	MI
SP24-ZONE2-092309-2 Dup.	9/30/2009	93.0	**6.32**	**0.40**	**94.7**
Method Reporting Limits			0.25	0.25	0.25

WA-DOE-Laboratory Certification No.: C2013
"nd" indicates the analyte was not detected at or above the listed Method Reporting Limit.
"n/a" indicates not applicable
"MI" indicates Matrix Interference
Sample results based on dry weight.
Comments and Explanations: None

Analyst: Z. Froyland
Data reviewed by:

DRAGON ANALYTICAL LABORATORY

2818 Madrona Beach Rd NW, Olympia WA 98502
(360) 866-0543

Hazardous Waste, Microbiology, NPDES, Potable and Non-potable Water
Mobile Environmental Laboratory

Pioneer Technologies Corporation
Project: East Bay IA Stockpiles

DAL Number: 090923-03

ANALYTICAL RESULTS FOR THE ANALYSIS OF SEMI-VOLATILE COMPOUNDS IN SOIL BY EPA METHOD 8270

Sample Identification			Blank	SP24-ZONE2-092309-1	SP24-ZONE2-092309-2	SP25-ZONE4-092309-1	SP25-ZONE4-092309-2	SP25-ZONE4-092309-3	SP26-ZONE1-091509	LCS	090928-MS	090928-MSD	SP25-ZONE4-092309-3 Dup.
Percent Solids (%)			n/a	89.5	93.0	93.3	95.0	89.7	88.7	n/a	n/a	n/a	89.7
Date Extracted	CAS	MRL	9/28/2009	9/28/2009	9/28/2009	9/28/2009	9/28/2009	9/28/2009	9/28/2009	9/28/2009	9/28/2009	9/28/2009	9/28/2009
Date Anlayzed	Number	(mg/kg)	9/28/2009	9/28/2009	9/28/2009	9/28/2009	9/28/2009	9/28/2009	9/28/2009	9/28/2009	9/28/2009	9/28/2009	9/28/2009
Benzo(a)anthracene	56-55-3	0.01	nd	**0.02**	**10.4**	**0.02**	**0.04**	**0.02**	**0.06**	86.5%	84.6%	85.3%	**0.02**
Benzo(a)pyrene	50-32-8	0.01	nd	**0.01**	**7.83**	nd	**0.01**	nd	**0.05**	n/a	n/a	n/a	nd
Benzo(b)fluoranthene	205-99-2	0.01	nd	nd	**8.52**	nd	nd	nd	**0.05**	n/a	n/a	n/a	nd
Benzo(k)fluoranthene	207-08-9	0.01	nd	nd	**3.03**	nd	**0.03**	nd	nd	n/a	n/a	n/a	nd
Chrysene	218-01-9	0.01	nd	**0.02**	**9.41**	**0.01**	**0.02**	nd	**0.06**	80.1%	78.0%	77.7%	**0.01**
Dibenzo(a,h)anthracene	53-70-3	0.01	nd	nd	**0.89**	nd	nd	nd	nd	n/a	n/a	n/a	nd
Ideno(1,2,3-cd)pyrene	193-39-5	0.01	nd	nd	**3.42**	nd	nd	nd	nd	58.5%	61.8%	56.2%	nd
1-Methylnaphthalene	90-12-0	0.01	nd	**0.01**	**1.42**	nd	nd	nd	**0.01**	n/a	n/a	n/a	nd
2-Methylnaphthalene	91-57-6	0.01	nd	**0.01**	**1.59**	nd	nd	nd	**0.01**	n/a	n/a	n/a	nd
Naphthalene	91-20-3	0.01	nd	**0.01**	**0.81**	nd	**0.01**	nd	**0.02**	n/a	n/a	n/a	nd
Surrogate Recovery (%)													
2-Fluorophenol			87.3	34.1	72.6	80.7	81.1	107	92.3	72.1	54.7	55.2	104
Phenol-d6			98.6	62.8	108	108	97.4	107	108	107	81.1	80.5	103
Nitrobenzene-d5			67.0	89.5	47.6	87.2	79.8	106	49.7	50.3	88.9	88.8	105
2-Fluorobiphenol			82.7	97.6	72.0	93.3	91.8	96.1	76.1	77.8	94.6	94.6	96.8
2,4,6-Tribromophenol			47.1	44.5	58.7	65.7	53.6	51.9	54.8	68.0	61.8	62.7	50.5
Terphenyl-d14			103	102	73.9	90.2	85.1	85.5	76.7	62.2	79.4	80.6	85.6
Data Flags													

WA-DOE-Laboratory Certification No.: C2013
"nd" indicates the analyte was not detected at or above the listed Method Reporting Limit.
"n/a" indicates not applicable
Sample results based on dry weight.
Comments and Explanations: None
Analyst: T. McCall
Data reviewed by:

DRAGON ANALYTICAL LABORATORY

2818 Madrona Beach Rd NW, Olympia WA 98502
(360) 866-0543

Hazardous Waste, Microbiology, NPDES, Potable and Non-potable Water
Mobile Environmental Laboratory

Pioneer Technologies Corporation
Project: East Bay IA Stockpiles

DAL Number: 090923-03

ANALYTICAL RESULTS FOR THE ANALYSIS OF PCB's IN SOIL BY EPA METHOD 8082

Sample Identification	Date Analyzed	Percent Solids (%)	Aroclor 1016 (mg/kg)	Aroclor 1221 (mg/kg)	Aroclor 1232 (mg/kg)	Aroclor 1242 (mg/kg)	Aroclor 1248 (mg/kg)	Aroclor 1254 (mg/kg)	Aroclor 1260 (mg/kg)	Surrogate Recovery TCMX (%)	Surrogate Recovery DCBP (%)	Data Flags
Method Blank	10/1/2009	n/a	nd	nd	nd	nd	nd	nd	nd	117	104	
SP24-ZONE2-092309-1	10/1/2009	89.5	nd	nd	nd	nd	nd	nd	nd	101	82.6	
SP24-ZONE2-092309-2	10/1/2009	93.0	nd	nd	nd	nd	nd	nd	nd	102	89.1	
SP25-ZONE4-092309-1	10/1/2009	93.3	nd	nd	nd	nd	nd	nd	nd	104	87.6	
SP25-ZONE4-092309-2	10/1/2009	95.0	nd	nd	nd	nd	nd	nd	nd	105	94.4	
SP25-ZONE4-092309-3	10/1/2009	89.7	nd	nd	nd	nd	nd	nd	nd	99.6	81.8	
SP26-ZONE1-092309	10/1/2009	88.7	nd	nd	nd	nd	nd	nd	nd	99.1	96.9	
LCS	10/1/2009	n/a	108%	n/a	n/a	n/a	n/a	n/a	87.9%	103	92.0	
090917-MS	10/1/2009	n/a	110%	n/a	n/a	n/a	n/a	n/a	84.8%	97.5	77.5	
090917-MSD	10/1/2009	n/a	101%	n/a	n/a	n/a	n/a	n/a	103%	126	128	
SP25-ZONE4-092309-1Dup.	10/1/2009	93.3	nd	nd	nd	nd	nd	nd	nd	130	119	
Method Reporting Limits			0.05	0.05	0.05	0.05	0.05	0.05	0.05			

WA-DOE-Laboratory Certification No.: C2013
"nd" indicates the analyte was not detected at or above the listed Method Reporting Limit.
"n/a" indicates not applicable
All results based on dry weight.

Comments and Explanations: None

Analyst: T. McCall
Data reviewed by: R. Lewis

DRAGON ANALYTICAL LABORATORY

2818 Madrona Beach Rd NW, Olympia WA 98502
(360) 866-0543

Hazardous Waste, Microbiology, NPDES, Potable and Non-potable Water
Mobile Environmental Laboratory

Pioneer Technologies Corporation
Project: East Bay IA Stockpiles

DAL Number: 090923-03

QUALITY CONTROL RESULTS FOR THE ANALYSIS OF TCLP HEAVY METALS IN SOIL BY EPA METHOD 1311 AND EPA METHOD 6020 A

Sample Preparation Information for TCLP by EPA Method 1311

Sample Identification	Method Blank
Percent Solids	n/a
No. of Extractions	1
Type of Extraction	Rotary
Extraction Fluid	#1
Date Extracted	9/29/2009

Sample Preparation Information for TCLP by EPA Method 1311

Sample Identification	LCS
Percent Solids	n/a
No. of Extractions	1
Type of Extraction	Rotary
Extraction Fluid	#1
Date Extracted	9/29/2009

Sample Preparation Information for TCLP by EPA Method 1311

Sample Identification	SP25-Zone4-092309-COMP
Percent Solids	92.1
No. of Extractions	1
Type of Extraction	Rotary
Extraction Fluid	#1
Date Extracted	9/29/2009

Sample Preparation Information for TCLP by EPA Method 1311

Sample Identification	SP25-Zone4-092309-COMP MS
Percent Solids	100
No. of Extractions	1
Type of Extraction	Rotary
Extraction Fluid	#1
Date Extracted	9/29/2009

Sample Preparation Information for TCLP by EPA Method 1311

Sample Identification	SP25-Zone4-092309-COMP Dup
Percent Solids	92.1
No. of Extractions	1
Type of Extraction	Rotary
Extraction Fluid	#1
Date Extracted	9/29/2009

Sample Preparation Information for TCLP by EPA Method 1311

Sample Identification	SP25-Zone4-092309-COMP MSD
Percent Solids	100
No. of Extractions	1
Type of Extraction	Rotary
Extraction Fluid	#1
Date Extracted	9/29/2009

Comments and Explanations: None

Analyst: Z. Froyland
Data reviewed by: R. Lewis

DRAGON ANALYTICAL LABORATORY

2818 Madrona Beach Rd NW, Olympia WA 98502
(360) 866-0543

Hazardous Waste, Microbiology, NPDES, Potable and Non-potable Water
Mobile Environmental Laboratory

Pioneer Technologies Corporation
Project: East Bay IA Stockpiles

DAL Number: 090923-03

ANALYTICAL RESULTS FOR THE ANALYSIS OF TCLP HEAVY METALS IN SOIL BY EPA METHOD 1311 AND EPA METHOD 6020 A

Sample Identification	Date Analyzed	Lead (Pb)
Chemical Abstract Number (CAS)		7439-92-1
Units		(mg/L)
Method Blank	10/1/2009	nd
SP25-ZONE4-092309-COMP	10/1/2009	nd
LCS	10/1/2009	104%
091001-MS	10/1/2009	106%
091001-MSD	10/1/2009	107%
SP25-ZONE4-092309-COMP Dup.	10/1/2009	nd
Method Reporting Limits		0.25

WA-DOE-Laboratory Certification No.: C2013

"nd" indicates the analyte was not detected at or above the listed Method Reporting Limit.
"n/a" indicates not applicable
"MI" indicates Matrix Interference
Sample results based on dry weight.
Comments and Explanations: None

Analyst: Z. Froyland
Data reviewed by: R Lewis

Pace Analytical®
www.pacelabs.com

CHAIN-OF-CUSTODY / Analytical Request Document

The Chain-of-Custody is a LEGAL DOCUMENT. All relevant fields must be completed accurately.

See RI Expectations sent previously

robertsk@uspioneer.com

101/3236

Page: of

1269219

Section A Required Client Information:

Company: PTC
Address: 2612 Yelm Hwy SE
Olympia, WA 98501
Email To: ~~bussey~~ @uspioneer.com
Phone: 360.570.1700 Fax:
Requested Due Date/TAT: 5 day - soil, 10 day - GW

Section B Required Project Information:

Report To:
Copy To:
Purchase Order No.: credit card
Project Name: East Bay IA Stockpile ← soil
Project Number: East Bay Sept 2009 Groundwater Monitoring ← groundwater

Section C Invoice Information:

Attention:
Company Name:
Address:
Pace Quote Reference:
Pace Project Manager:
Pace Profile #:

RUSH!

REGULATORY AGENCY

☐ NPDES ☐ GROUND WATER ☐ DRINKING WATER
☐ UST ☐ RCRA ☐ OTHER

Site Location STATE:

Section D Required Client Information

Matrix Codes MATRIX / CODE: Drinking Water DW, Water WT, Waste Water WW, Product P, Soil/Solid SL, Oil OL, Wipe WP, Air AR, Tissue TS, Other OT

SAMPLE ID (A-Z, 0-9 / ,-) Sample IDs MUST BE UNIQUE

Requested Analysis Filtered (Y/N)

ITEM #	SAMPLE ID	MATRIX CODE (see valid codes to left)	SAMPLE TYPE (G=GRAB C=COMP)	COLLECTED COMPOSITE START DATE	COMPOSITE START TIME	COMPOSITE END/GRAB DATE	COMPOSITE END/GRAB TIME	SAMPLE TEMP AT COLLECTION	# OF CONTAINERS	Unpreserved	H_2SO_4	HNO_3	HCl	NaOH	$Na_2S_2O_3$	Methanol	Other	Analysis Test (Y/N)	PAH 8270 (N)	Dioxin/Furans 8290 (N)	Residual Chlorine (Y/N)	Pace Project No./ Lab I.D.
1	MW18-092309	DW				092309	900		2										X			
2	SP24-Zone2-092309-1	SL	G			092309	1145		1											X		001
3	SP24-Zone2-092309-2	SL	G			092309	1200		1											X		002
4	SP25-Zone4-092309-1	SL	G			092309	1230		1											X		003
5	SP25-Zone4-092309-2	SL	G			092309	1245		1											X		004
6	SP25-Zone4-092309-3	SL	G			092309	1300		1											X		005
7	SP26-Zone1-092309	SL	G			092309	1430		1											X		006
8																						
9																						
10																						
11																						
12																						

ADDITIONAL COMMENTS	RELINQUISHED BY / AFFILIATION	DATE	TIME	ACCEPTED BY / AFFILIATION	DATE	TIME	SAMPLE CONDITIONS: Temp in °C	Received on Ice (Y/N)	Custody Sealed Cooler (Y/N)	Samples Intact (Y/N)
* Soil TAT 5 day *	Kara Roberts / PTC	092309	1630	J Richardson - Pace MN	9/24/09	09:48	8.8	Y	N	Y
* GW TAT 10 day *										

ORIGINAL

SAMPLER NAME AND SIGNATURE

PRINT Name of SAMPLER: Kara Roberts

SIGNATURE of SAMPLER: Kara Roberts

DATE Signed (MM/DD/YY): 092309

*Important Note: By signing this form you are accepting Pace's NET 30 day payment terms and agreeing to late charges of 1.5% per month for any invoices not paid within 30 days.

F-ALL-Q-020rev.07, 15-May-2007

Pace Analytical™
www.pacelabs.com

Pace Analytical Services, Inc.
1700 Elm Street
Minneapolis, MN 55414
Phone: 612.607.1700
Fax: 612.607.6444

Report Prepared for:

Troy Bussey
Pioneer Technologies Corporation
2612 Yelm Highway S.E.
Suite B
Olympia WA 98501-4826

REPORT OF LABORATORY ANALYSIS FOR PCDD/PCDF

Report Information:

Pace Project #: 10113236
Sample Receipt Date: 09/24/2009
Client Project #: East Bay IA Stockpile
Client Sub PO #: N/A
State Cert #: C218

Invoicing & Reporting Options:

The report provided has been invoiced as a Level 2 PCDD/PCDF Report. If an upgrade of this report package is requested, an additional charge may be applied.

Please review the attached invoice for accuracy and forward any questions to Scott Unze, your Pace Project Manager.

This report has been reviewed and prepared by:

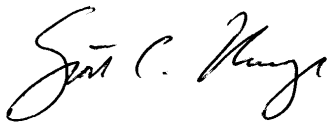

Scott Unze, Project Manager
(612) 607-6383
(612) 607-6444 (fax)
scott.unze@pacelabs.com

Report Prepared Date:
October 1, 2009

ACCREDITED IN ACCORDANCE WITH nelac

Report of Laboratory Analysis

This report should not be reproduced, except in full, without the written consent of Pace Analytical Services, Inc.

The results relate only to the samples included in this report.

Pace Analytical Services, Inc.
1700 Elm Street
Minneapolis, MN 55414
Phone: 612.607.1700
Fax: 612.607.6444

DISCUSSION

This report presents the results from the analyses performed on six samples submitted by a representative of Pioneer Technologies Corporation. The samples were analyzed for the presence or absence of polychlorodibenzo-p-dioxins (PCDDs) and polychlorodibenzofurans (PCDFs) using a modified version of USEPA Method 8290. Reporting limits were based on signal-to-noise calculations. The samples were received above the recommended temperature range of 0-6 degrees Celsius.

The recoveries of the isotopically-labeled PCDD/PCDF internal standards in the sample extracts ranged from 32-106%. With the exception of one low value, which was flagged "P" on the results table, the labeled standard recoveries obtained for this project were within the 40-135% target range specified in Method 8290. Since the quantification of the native 2,3,7,8-substituted isomers was based on isotope dilution, the data were automatically corrected for variation in recovery and accurate values were obtained.

In some cases, interfering substances impacted the determinations of PCDD or PCDF congeners. The affected values were flagged "I" where incorrect isotope ratios were obtained, or "E" where polychlorinated diphenyl ethers were present.

A laboratory method blank was prepared and analyzed with the sample batch as part of our routine quality control procedures. The results show the blank to contain background levels of selected congeners. With the exception of the OCDD, these were below the calibration range of the method. The levels reported for the affected congeners in the field samples were higher than the corresponding blank levels by one or more orders of magnitude. These results indicate that the sample processing steps did not contribute significantly to the levels reported for the field samples.

Laboratory and matrix spike samples were also prepared with the sample batch using clean sand or sample matrix that had been fortified with native standards. The results show that the spiked native compounds were generally recovered at 87-127%, with relative percent differences generally from 0.3-19.0%. Somewhat variable results were obtained for HpCDD and OCDD in the matrix spike samples, due to the levels of these compounds in the sample material.

REPORT OF LABORATORY ANALYSIS

This report shall not be reproduced, except in full,
without the written consent of Pace Analytical Services, Inc.

Appendix A

Sample Management

1130

Pace Analytical

Sample Condition Upon Receipt

Client Name: PTC **Project #** 10113236

Courier: ☒ Fed Ex ☐ UPS ☐ USPS ☐ Client ☐ Commercial ☐ Pace Other _____

Tracking #: _____

Options
Proj. Due Date:
Proj. Name:

Custody Seal on Cooler/Box Present: ☐ yes ☒ no Seals Intact: ☐ yes ☐ no

Packing Material: ☒ Bubble Wrap ☒ Bubble Bags ☐ None ☐ Other _____ Temp Blank: Yes ✓ No _____

Thermometer Used 80344042 or (179425) **Type of Ice:** (Wet) Blue None ☐ Samples on ice, cooling process has begun

Cooler Temperature 8.8 **Biological Tissue is Frozen:** Yes No

Temp should be above freezing to 6°C **Comments:**

Date and Initials of person examining contents: JR 9-24-09

Chain of Custody Present:	☑Yes	☐No	☐N/A
Chain of Custody Filled Out:	☑Yes	☐No	☐N/A
Chain of Custody Relinquished:	☑Yes	☐No	☐N/A
Sampler Name & Signature on COC:	☑Yes	☐No	☐N/A
Samples Arrived within Hold Time:	☑Yes	☐No	☐N/A
Short Hold Time Analysis (<72hr):	☐Yes	☑No	☐N/A
Rush Turn Around Time Requested:	☐Yes	☑No	☐N/A
Sufficient Volume:	☑Yes	☐No	☐N/A
Correct Containers Used:	☑Yes	☐No	☐N/A
-Pace Containers Used:	☑Yes	☐No	☐N/A
Containers Intact:	☑Yes	☐No	☐N/A
Filtered volume received for Dissolved tests	☐Yes	☐No	☑N/A
Sample Labels match COC:	☑Yes	☐No	☐N/A
-Includes date/time/ID/Analysis Matrix: WT & SL			
All containers needing acid/base preservation have been checked. Noncompliance are noted in 13.	☐Yes	☐No	☑N/A
All containers needing preservation are found to be in compliance with EPA recommendation.	☐Yes	☐No	☑N/A
Exceptions: VOA,Coliform, TOC, Oil and Grease, WI-DRO (water)	☐Yes	☑No	
Samples checked for dechlorination:	☐Yes	☐No	☑N/A
Headspace in VOA Vials (>6mm):	☐Yes	☐No	☑N/A
Trip Blank Present:	☐Yes	☑No	☐N/A
Trip Blank Custody Seals Present	☐Yes	☐No	☑N/A
Pace Trip Blank Lot # (if purchased): _____			

1.
2.
3.
4.
5.
6. 5day water 10day SL
7.
8.
9.
10.
11.
12. Some of the Sample's were on the top of the ice.
13. ☐ HNO3 ☐ H2SO4 ☐ NaOH ☐ HCl
Samp #

Initial when completed	Lot # of added preservative

14.
15.
16.

Client Notification/ Resolution: Field Data Required? Y / N

Person Contacted: Kara Date/Time: 09/24/09

Comments/ Resolution: Waived temp req.

Project Manager Review: JV **Date:** 09/24/09

Note: Whenever there is a discrepancy affecting North Carolina compliance samples, a copy of this form will be sent to the North Carolina DENR.

Appendix B

Sample Analysis Summary

Pace Analytical Services, Inc.
1700 Elm Street - Suite 200
Minneapolis, MN 55414

Tel: 612-607-1700
Fax: 612- 607-6444

Method 8290 Sample Analysis Results

Client - Pioneer Technologies Corporation

Client's Sample ID	SP24-ZONE2-092309-1		
Lab Sample ID	10113236001		
Filename	U90930A_05		
Injected By	SMT		
Total Amount Extracted	11.3 g	Matrix	Solid
% Moisture	10.4	Dilution	NA
Dry Weight Extracted	10.1 g	Collected	09/23/2009 11:45
ICAL ID	U90911	Received	09/24/2009 09:48
CCal Filename(s)	U90929B_15 & U90930A_17	Extracted	09/25/2009 15:30
Method Blank ID	BLANK-21632	Analyzed	09/30/2009 17:55

Native Isomers	Conc ng/Kg	EMPC ng/Kg	RL ng/Kg		Internal Standards	ng's Added	Percent Recovery	
2,3,7,8-TCDF	ND	-----	0.67		2,3,7,8-TCDF-13C	2.00	73	
Total TCDF	4.30	-----	0.67		2,3,7,8-TCDD-13C	2.00	80	
					1,2,3,7,8-PeCDF-13C	2.00	77	
2,3,7,8-TCDD	ND	-----	0.49		2,3,4,7,8-PeCDF-13C	2.00	76	
Total TCDD	5.30	-----	0.49		1,2,3,7,8-PeCDD-13C	2.00	89	
					1,2,3,4,7,8-HxCDF-13C	2.00	91	
1,2,3,7,8-PeCDF	ND	-----	0.50		1,2,3,6,7,8-HxCDF-13C	2.00	80	
2,3,4,7,8-PeCDF	-----	1.30	0.55	I	2,3,4,6,7,8-HxCDF-13C	2.00	82	
Total PeCDF	10.00	-----	0.53		1,2,3,7,8,9-HxCDF-13C	2.00	77	
					1,2,3,4,7,8-HxCDD-13C	2.00	94	
1,2,3,7,8-PeCDD	ND	-----	0.48		1,2,3,6,7,8-HxCDD-13C	2.00	85	
Total PeCDD	4.20	-----	0.48	J	1,2,3,4,6,7,8-HpCDF-13C	2.00	64	
					1,2,3,4,7,8,9-HpCDF-13C	2.00	57	
1,2,3,4,7,8-HxCDF	-----	2.90	1.00	E	1,2,3,4,6,7,8-HpCDD-13C	2.00	56	
1,2,3,6,7,8-HxCDF	ND	-----	0.75		OCDD-13C	4.00	54	Y
2,3,4,6,7,8-HxCDF	0.88	-----	0.79	J				
1,2,3,7,8,9-HxCDF	ND	-----	0.84		1,2,3,4-TCDD-13C	2.00	NA	
Total HxCDF	22.00	-----	0.85		1,2,3,7,8,9-HxCDD-13C	2.00	NA	
1,2,3,4,7,8-HxCDD	-----	0.92	0.67	I	2,3,7,8-TCDD-37Cl4	0.20	84	
1,2,3,6,7,8-HxCDD	3.40	-----	0.84	J				
1,2,3,7,8,9-HxCDD	-----	0.94	0.83	I				
Total HxCDD	32.00	-----	0.78					
1,2,3,4,6,7,8-HpCDF	13.00	-----	1.20		Total 2,3,7,8-TCDD			
1,2,3,4,7,8,9-HpCDF	ND	-----	1.30		Equivalence: 3.5 ng/Kg			
Total HpCDF	52.00	-----	1.20		(Using 2005 WHO Factors - Using PRL/2 where ND)			
1,2,3,4,6,7,8-HpCDD	160.00	-----	1.80					
Total HpCDD	540.00	-----	1.80					
OCDF	54.00	-----	1.80					
OCDD	1600.00	-----	2.50					

Conc = Concentration (Totals include 2,3,7,8-substituted isomers).
EMPC = Estimated Maximum Possible Concentration
RL = Reporting Limit.

ND = Not Detected
NA = Not Applicable
NC = Not Calculated

Results reported on a dry weight basis and are valid to no more than 2 significant figures.
J = Value below calibration range
E = PCDE Interference
I = Interference present
Y = Calculated using average of daily RFs

REPORT OF LABORATORY ANALYSIS

This report shall not be reproduced, except in full,
without the written consent of Pace Analytical Services, Inc.

Pace Analytical Services, Inc.
1700 Elm Street - Suite 200
Minneapolis, MN 55414

Tel: 612-607-1700
Fax: 612- 607-6444

Method 8290 Sample Analysis Results

Client - Pioneer Technologies Corporation

Client's Sample ID	SP24-ZONE2-092309-2		
Lab Sample ID	10113236002		
Filename	U90930A_04		
Injected By	SMT		
Total Amount Extracted	11.3 g	Matrix	Solid
% Moisture	6.9	Dilution	NA
Dry Weight Extracted	10.5 g	Collected	09/23/2009 12:00
ICAL ID	U90911	Received	09/24/2009 09:48
CCal Filename(s)	U90929B_15 & U90930A_17	Extracted	09/25/2009 15:30
Method Blank ID	BLANK-21632	Analyzed	09/30/2009 17:06

Native Isomers	Conc ng/Kg	EMPC ng/Kg	RL ng/Kg		Internal Standards	ng's Added	Percent Recovery	
2,3,7,8-TCDF	4.5	-----	0.85		2,3,7,8-TCDF-13C	2.00	72	
Total TCDF	130.0	-----	0.85		2,3,7,8-TCDD-13C	2.00	81	
					1,2,3,7,8-PeCDF-13C	2.00	69	
2,3,7,8-TCDD	1.6	-----	0.82		2,3,4,7,8-PeCDF-13C	2.00	66	
Total TCDD	100.0	-----	0.82		1,2,3,7,8-PeCDD-13C	2.00	76	
					1,2,3,4,7,8-HxCDF-13C	2.00	106	
1,2,3,7,8-PeCDF	-----	11	0.75	E	1,2,3,6,7,8-HxCDF-13C	2.00	91	
2,3,4,7,8-PeCDF	-----	21	1.10	E	2,3,4,6,7,8-HxCDF-13C	2.00	70	
Total PeCDF	150.0	-----	0.91		1,2,3,7,8,9-HxCDF-13C	2.00	78	
					1,2,3,4,7,8-HxCDD-13C	2.00	84	
1,2,3,7,8-PeCDD	8.0	-----	1.70		1,2,3,6,7,8-HxCDD-13C	2.00	65	
Total PeCDD	130.0	-----	1.70		1,2,3,4,6,7,8-HpCDF-13C	2.00	51	
					1,2,3,4,7,8,9-HpCDF-13C	2.00	42	
1,2,3,4,7,8-HxCDF	16.0	-----	1.40		1,2,3,4,6,7,8-HpCDD-13C	2.00	46	
1,2,3,6,7,8-HxCDF	12.0	-----	1.10		OCDD-13C	4.00	48	Y
2,3,4,6,7,8-HxCDF	21.0	-----	1.70					
1,2,3,7,8,9-HxCDF	5.4	-----	1.60		1,2,3,4-TCDD-13C	2.00	NA	
Total HxCDF	570.0	-----	1.50		1,2,3,7,8,9-HxCDD-13C	2.00	NA	
1,2,3,4,7,8-HxCDD	11.0	-----	2.40		2,3,7,8-TCDD-37Cl4	0.20	85	
1,2,3,6,7,8-HxCDD	64.0	-----	3.10					
1,2,3,7,8,9-HxCDD	24.0	-----	1.50					
Total HxCDD	500.0	-----	2.30					
1,2,3,4,6,7,8-HpCDF	430.0	-----	3.80		Total 2,3,7,8-TCDD			
1,2,3,4,7,8,9-HpCDF	17.0	-----	4.50		Equivalence: 51 ng/Kg			
Total HpCDF	1600.0	-----	4.10		(Using 2005 WHO Factors - Using PRL/2 where ND)			
1,2,3,4,6,7,8-HpCDD	1600.0	-----	6.30					
Total HpCDD	3500.0	-----	6.30					
OCDF	2000.0	-----	4.50					
OCDD	16000.0	-----	4.80					

Conc = Concentration (Totals include 2,3,7,8-substituted isomers).
EMPC = Estimated Maximum Possible Concentration
RL = Reporting Limit.
ND = Not Detected
NA = Not Applicable
NC = Not Calculated

Results reported on a dry weight basis and are valid to no more than 2 significant figures.
E = PCDE Interference
Y = Calculated using average of daily RFs

REPORT OF LABORATORY ANALYSIS

This report shall not be reproduced, except in full,
without the written consent of Pace Analytical Services, Inc.

Pace Analytical Services, Inc.
1700 Elm Street - Suite 200
Minneapolis, MN 55414

Tel: 612-607-1700
Fax: 612- 607-6444

Method 8290 Sample Analysis Results

Client - Pioneer Technologies Corporation

Client's Sample ID	SP25-ZONE4-092309-1		
Lab Sample ID	10113236003		
Filename	U90930A_06		
Injected By	SMT		
Total Amount Extracted	11.0 g	Matrix	Solid
% Moisture	6.6	Dilution	NA
Dry Weight Extracted	10.3 g	Collected	09/23/2009 12:30
ICAL ID	U90911	Received	09/24/2009 09:48
CCal Filename(s)	U90929B_15 & U90930A_17	Extracted	09/25/2009 15:30
Method Blank ID	BLANK-21632	Analyzed	09/30/2009 18:44

Native Isomers	Conc ng/Kg	EMPC ng/Kg	RL ng/Kg		Internal Standards	ng's Added	Percent Recovery	
2,3,7,8-TCDF	ND	-----	0.36		2,3,7,8-TCDF-13C	2.00	74	
Total TCDF	ND	-----	0.36		2,3,7,8-TCDD-13C	2.00	83	
					1,2,3,7,8-PeCDF-13C	2.00	83	
2,3,7,8-TCDD	ND	-----	0.30		2,3,4,7,8-PeCDF-13C	2.00	81	
Total TCDD	ND	-----	0.30		1,2,3,7,8-PeCDD-13C	2.00	95	
					1,2,3,4,7,8-HxCDF-13C	2.00	92	
1,2,3,7,8-PeCDF	ND	-----	0.34		1,2,3,6,7,8-HxCDF-13C	2.00	81	
2,3,4,7,8-PeCDF	-----	0.33	0.27	I	2,3,4,6,7,8-HxCDF-13C	2.00	82	
Total PeCDF	0.94	-----	0.30	J	1,2,3,7,8,9-HxCDF-13C	2.00	82	
					1,2,3,4,7,8-HxCDD-13C	2.00	97	
1,2,3,7,8-PeCDD	ND	-----	0.20		1,2,3,6,7,8-HxCDD-13C	2.00	85	
Total PeCDD	ND	-----	0.20		1,2,3,4,6,7,8-HpCDF-13C	2.00	69	
					1,2,3,4,7,8,9-HpCDF-13C	2.00	62	
1,2,3,4,7,8-HxCDF	-----	1.40	0.41	E	1,2,3,4,6,7,8-HpCDD-13C	2.00	61	
1,2,3,6,7,8-HxCDF	ND	-----	0.39		OCDD-13C	4.00	54	Y
2,3,4,6,7,8-HxCDF	ND	-----	0.47					
1,2,3,7,8,9-HxCDF	ND	-----	0.43		1,2,3,4-TCDD-13C	2.00	NA	
Total HxCDF	4.10	-----	0.43	J	1,2,3,7,8,9-HxCDD-13C	2.00	NA	
1,2,3,4,7,8-HxCDD	ND	-----	0.33		2,3,7,8-TCDD-37Cl4	0.20	85	
1,2,3,6,7,8-HxCDD	-----	0.49	0.36	I				
1,2,3,7,8,9-HxCDD	ND	-----	0.37					
Total HxCDD	3.20	-----	0.35	J				
1,2,3,4,6,7,8-HpCDF	3.70	-----	0.72	J	Total 2,3,7,8-TCDD			
1,2,3,4,7,8,9-HpCDF	ND	-----	1.10		Equivalence: 0.65 ng/Kg			
Total HpCDF	16.00	-----	0.89		(Using 2005 WHO Factors - Using PRL/2 where ND)			
1,2,3,4,6,7,8-HpCDD	13.00	-----	0.71					
Total HpCDD	28.00	-----	0.71					
OCDF	14.00	-----	1.70					
OCDD	87.00	-----	1.60					

Conc = Concentration (Totals include 2,3,7,8-substituted isomers).
EMPC = Estimated Maximum Possible Concentration
RL = Reporting Limit.

ND = Not Detected
NA = Not Applicable
NC = Not Calculated

Results reported on a dry weight basis and are valid to no more than 2 significant figures.
J = Value below calibration range
E = PCDE Interference
I = Interference present
Y = Calculated using average of daily RFs

REPORT OF LABORATORY ANALYSIS

This report shall not be reproduced, except in full,
without the written consent of Pace Analytical Services, Inc.

Pace Analytical Services, Inc.
1700 Elm Street - Suite 200
Minneapolis, MN 55414

Tel: 612-607-1700
Fax: 612- 607-6444

Method 8290 Sample Analysis Results

Client - Pioneer Technologies Corporation

Client's Sample ID	SP25-ZONE4-092309-2		
Lab Sample ID	10113236004		
Filename	U90930A_07		
Injected By	SMT		
Total Amount Extracted	10.6 g	Matrix	Solid
% Moisture	6.8	Dilution	NA
Dry Weight Extracted	9.87 g	Collected	09/23/2009 12:45
ICAL ID	U90911	Received	09/24/2009 09:48
CCal Filename(s)	U90929B_15 & U90930A_17	Extracted	09/25/2009 15:30
Method Blank ID	BLANK-21632	Analyzed	09/30/2009 19:33

Native Isomers	Conc ng/Kg	EMPC ng/Kg	RL ng/Kg		Internal Standards	ng's Added	Percent Recovery	
2,3,7,8-TCDF	1.5	-----	0.33		2,3,7,8-TCDF-13C	2.00	74	
Total TCDF	19.0	-----	0.33		2,3,7,8-TCDD-13C	2.00	84	
					1,2,3,7,8-PeCDF-13C	2.00	79	
2,3,7,8-TCDD	ND	-----	0.32		2,3,4,7,8-PeCDF-13C	2.00	77	
Total TCDD	23.0	-----	0.32		1,2,3,7,8-PeCDD-13C	2.00	91	
					1,2,3,4,7,8-HxCDF-13C	2.00	88	
1,2,3,7,8-PeCDF	2.6	-----	0.54	J	1,2,3,6,7,8-HxCDF-13C	2.00	77	
2,3,4,7,8-PeCDF	5.2	-----	0.50		2,3,4,6,7,8-HxCDF-13C	2.00	77	
Total PeCDF	63.0	-----	0.52		1,2,3,7,8,9-HxCDF-13C	2.00	75	
					1,2,3,4,7,8-HxCDD-13C	2.00	92	
1,2,3,7,8-PeCDD	1.2	-----	0.43	J	1,2,3,6,7,8-HxCDD-13C	2.00	82	
Total PeCDD	30.0	-----	0.43		1,2,3,4,6,7,8-HpCDF-13C	2.00	61	
					1,2,3,4,7,8,9-HpCDF-13C	2.00	58	
1,2,3,4,7,8-HxCDF	-----	31.0	0.66	E	1,2,3,4,6,7,8-HpCDD-13C	2.00	55	
1,2,3,6,7,8-HxCDF	3.0	-----	0.56	J	OCDD-13C	4.00	48	Y
2,3,4,6,7,8-HxCDF	5.5	-----	0.49					
1,2,3,7,8,9-HxCDF	-----	2.7	0.54	I	1,2,3,4-TCDD-13C	2.00	NA	
Total HxCDF	220.0	-----	0.56		1,2,3,7,8,9-HxCDD-13C	2.00	NA	
1,2,3,4,7,8-HxCDD	1.8	-----	0.64	J	2,3,7,8-TCDD-37Cl4	0.20	85	
1,2,3,6,7,8-HxCDD	10.0	-----	0.74					
1,2,3,7,8,9-HxCDD	3.6	-----	0.63	J				
Total HxCDD	100.0	-----	0.67					
1,2,3,4,6,7,8-HpCDF	110.0	-----	0.84		Total 2,3,7,8-TCDD			
1,2,3,4,7,8,9-HpCDF	9.8	-----	1.20		Equivalence: 11 ng/Kg			
Total HpCDF	490.0	-----	1.00		(Using 2005 WHO Factors - Using PRL/2 where ND)			
1,2,3,4,6,7,8-HpCDD	320.0	-----	1.50					
Total HpCDD	620.0	-----	1.50					
OCDF	540.0	-----	2.30					
OCDD	2500.0	-----	2.00					

Conc = Concentration (Totals include 2,3,7,8-substituted isomers).
EMPC = Estimated Maximum Possible Concentration
RL = Reporting Limit.

ND = Not Detected
NA = Not Applicable
NC = Not Calculated

Results reported on a dry weight basis and are valid to no more than 2 significant figures.
J = Value below calibration range
E = PCDE Interference
I = Interference present
Y = Calculated using average of daily RFs

REPORT OF LABORATORY ANALYSIS

This report shall not be reproduced, except in full,
without the written consent of Pace Analytical Services, Inc.

Pace Analytical Services, Inc.
1700 Elm Street - Suite 200
Minneapolis, MN 55414

Tel: 612-607-1700
Fax: 612- 607-6444

Method 8290 Sample Analysis Results

Client - Pioneer Technologies Corporation

Client's Sample ID	SP25-ZONE4-092309-3		
Lab Sample ID	10113236005		
Filename	U90930A_08		
Injected By	SMT		
Total Amount Extracted	12.0 g	Matrix	Solid
% Moisture	6.1	Dilution	NA
Dry Weight Extracted	11.3 g	Collected	09/23/2009 13:00
ICAL ID	U90911	Received	09/24/2009 09:48
CCal Filename(s)	U90929B_15 & U90930A_17	Extracted	09/25/2009 15:30
Method Blank ID	BLANK-21632	Analyzed	09/30/2009 20:22

Native Isomers	Conc ng/Kg	EMPC ng/Kg	RL ng/Kg		Internal Standards	ng's Added	Percent Recovery	
2,3,7,8-TCDF	0.38	-----	0.23	J	2,3,7,8-TCDF-13C	2.00	71	
Total TCDF	2.40	-----	0.23		2,3,7,8-TCDD-13C	2.00	81	
					1,2,3,7,8-PeCDF-13C	2.00	76	
2,3,7,8-TCDD	ND	-----	0.29		2,3,4,7,8-PeCDF-13C	2.00	74	
Total TCDD	ND	-----	0.29		1,2,3,7,8-PeCDD-13C	2.00	85	
					1,2,3,4,7,8-HxCDF-13C	2.00	93	
1,2,3,7,8-PeCDF	ND	-----	0.26		1,2,3,6,7,8-HxCDF-13C	2.00	84	
2,3,4,7,8-PeCDF	-----	0.65	0.22	I	2,3,4,6,7,8-HxCDF-13C	2.00	82	
Total PeCDF	3.90	-----	0.24	J	1,2,3,7,8,9-HxCDF-13C	2.00	77	
					1,2,3,4,7,8-HxCDD-13C	2.00	96	
1,2,3,7,8-PeCDD	0.30	-----	0.26	J	1,2,3,6,7,8-HxCDD-13C	2.00	86	
Total PeCDD	2.50	-----	0.26	J	1,2,3,4,6,7,8-HpCDF-13C	2.00	60	
					1,2,3,4,7,8,9-HpCDF-13C	2.00	48	
1,2,3,4,7,8-HxCDF	-----	2.30	0.29	E	1,2,3,4,6,7,8-HpCDD-13C	2.00	50	
1,2,3,6,7,8-HxCDF	ND	-----	0.28		OCDD-13C	4.00	32	PY
2,3,4,6,7,8-HxCDF	-----	0.30	0.22	I				
1,2,3,7,8,9-HxCDF	ND	-----	0.22		1,2,3,4-TCDD-13C	2.00	NA	
Total HxCDF	13.00	-----	0.25		1,2,3,7,8,9-HxCDD-13C	2.00	NA	
1,2,3,4,7,8-HxCDD	0.33	-----	0.29	J	2,3,7,8-TCDD-37Cl4	0.20	83	
1,2,3,6,7,8-HxCDD	0.96	-----	0.29	J				
1,2,3,7,8,9-HxCDD	0.53	-----	0.23	J				
Total HxCDD	4.40	-----	0.27	J				
1,2,3,4,6,7,8-HpCDF	6.80	-----	0.80		Total 2,3,7,8-TCDD			
1,2,3,4,7,8,9-HpCDF	ND	-----	1.30		Equivalence: 1.1 ng/Kg			
Total HpCDF	28.00	-----	1.00		(Using 2005 WHO Factors - Using PRL/2 where ND)			
1,2,3,4,6,7,8-HpCDD	24.00	-----	0.88					
Total HpCDD	48.00	-----	0.88					
OCDF	24.00	-----	1.70					
OCDD	180.00	-----	2.10					

Conc = Concentration (Totals include 2,3,7,8-substituted isomers).
EMPC = Estimated Maximum Possible Concentration
RL = Reporting Limit.

ND = Not Detected
NA = Not Applicable
NC = Not Calculated

Results reported on a dry weight basis and are valid to no more than 2 significant figures.
J = Value below calibration range
P = Recovery outside target range
E = PCDE Interference
I = Interference present
Y = Calculated using average of daily RFs

REPORT OF LABORATORY ANALYSIS

This report shall not be reproduced, except in full,
without the written consent of Pace Analytical Services, Inc.

Pace Analytical Services, Inc.
1700 Elm Street - Suite 200
Minneapolis, MN 55414

Tel: 612-607-1700
Fax: 612- 607-6444

Method 8290 Sample Analysis Results

Client - Pioneer Technologies Corporation

Client's Sample ID	SP26-ZONE1-092309		
Lab Sample ID	10113236006		
Filename	U90930A_09		
Injected By	SMT		
Total Amount Extracted	12.7 g	Matrix	Solid
% Moisture	11.3	Dilution	NA
Dry Weight Extracted	11.3 g	Collected	09/23/2009 14:30
ICAL ID	U90911	Received	09/24/2009 09:48
CCal Filename(s)	U90929B_15 & U90930A_17	Extracted	09/25/2009 15:30
Method Blank ID	BLANK-21632	Analyzed	09/30/2009 21:11

Native Isomers	Conc ng/Kg	EMPC ng/Kg	RL ng/Kg		Internal Standards	ng's Added	Percent Recovery
2,3,7,8-TCDF	2.9	-----	0.41		2,3,7,8-TCDF-13C	2.00	72
Total TCDF	37.0	-----	0.41		2,3,7,8-TCDD-13C	2.00	80
					1,2,3,7,8-PeCDF-13C	2.00	76
2,3,7,8-TCDD	1.2	-----	0.30		2,3,4,7,8-PeCDF-13C	2.00	75
Total TCDD	44.0	-----	0.30		1,2,3,7,8-PeCDD-13C	2.00	86
					1,2,3,4,7,8-HxCDF-13C	2.00	90
1,2,3,7,8-PeCDF	4.2	-----	0.27	J	1,2,3,6,7,8-HxCDF-13C	2.00	74
2,3,4,7,8-PeCDF	8.1	-----	0.98		2,3,4,6,7,8-HxCDF-13C	2.00	76
Total PeCDF	83.0	-----	0.62		1,2,3,7,8,9-HxCDF-13C	2.00	75
					1,2,3,4,7,8-HxCDD-13C	2.00	96
1,2,3,7,8-PeCDD	5.2	-----	0.73		1,2,3,6,7,8-HxCDD-13C	2.00	76
Total PeCDD	57.0	-----	0.73		1,2,3,4,6,7,8-HpCDF-13C	2.00	60
					1,2,3,4,7,8,9-HpCDF-13C	2.00	56
1,2,3,4,7,8-HxCDF	-----	26	0.57	E	1,2,3,4,6,7,8-HpCDD-13C	2.00	55
1,2,3,6,7,8-HxCDF	7.7	-----	0.51		OCDD-13C	4.00	52 Y
2,3,4,6,7,8-HxCDF	8.9	-----	0.71				
1,2,3,7,8,9-HxCDF	4.7	-----	0.56		1,2,3,4-TCDD-13C	2.00	NA
Total HxCDF	130.0	-----	0.59		1,2,3,7,8,9-HxCDD-13C	2.00	NA
1,2,3,4,7,8-HxCDD	8.4	-----	0.84		2,3,7,8-TCDD-37Cl4	0.20	82
1,2,3,6,7,8-HxCDD	47.0	-----	0.83				
1,2,3,7,8,9-HxCDD	18.0	-----	0.92				
Total HxCDD	340.0	-----	0.86				
1,2,3,4,6,7,8-HpCDF	160.0	-----	0.78		Total 2,3,7,8-TCDD		
1,2,3,4,7,8,9-HpCDF	8.5	-----	1.00		Equivalence: 40 ng/Kg		
Total HpCDF	400.0	-----	0.91		(Using 2005 WHO Factors - Using PRL/2 where ND)		
1,2,3,4,6,7,8-HpCDD	1600.0	-----	2.90				
Total HpCDD	3700.0	-----	2.90				
OCDF	360.0	-----	1.60				
OCDD	12000.0	-----	0.68				

Conc = Concentration (Totals include 2,3,7,8-substituted isomers).
EMPC = Estimated Maximum Possible Concentration
RL = Reporting Limit.
ND = Not Detected
NA = Not Applicable
NC = Not Calculated

Results reported on a dry weight basis and are valid to no more than 2 significant figures.
J = Value below calibration range
E = PCDE Interference
Y = Calculated using average of daily RFs

REPORT OF LABORATORY ANALYSIS

This report shall not be reproduced, except in full,
without the written consent of Pace Analytical Services, Inc.

Pace Analytical Services, Inc.
1700 Elm Street - Suite 200
Minneapolis, MN 55414

Tel: 612-607-1700
Fax: 612- 607-6444

Method 8290 Blank Analysis Results

Lab Sample ID	BLANK-21632	Matrix	Solid
Filename	U90929B_06	Dilution	NA
Total Amount Extracted	20.1 g	Extracted	09/25/2009 15:30
ICAL ID	U90911	Analyzed	09/30/2009 05:57
CCal Filename(s)	U90929A_16 & U90929B_15	Injected By	SMT

Native Isomers	Conc ng/Kg	EMPC ng/Kg	RL ng/Kg		Internal Standards	ng's Added	Percent Recovery
2,3,7,8-TCDF	ND	-----	0.093		2,3,7,8-TCDF-13C	2.00	68
Total TCDF	ND	-----	0.093		2,3,7,8-TCDD-13C	2.00	80
					1,2,3,7,8-PeCDF-13C	2.00	78
2,3,7,8-TCDD	ND	-----	0.150		2,3,4,7,8-PeCDF-13C	2.00	79
Total TCDD	ND	-----	0.150		1,2,3,7,8-PeCDD-13C	2.00	93
					1,2,3,4,7,8-HxCDF-13C	2.00	91
1,2,3,7,8-PeCDF	ND	-----	0.130		1,2,3,6,7,8-HxCDF-13C	2.00	84
2,3,4,7,8-PeCDF	ND	-----	0.083		2,3,4,6,7,8-HxCDF-13C	2.00	85
Total PeCDF	ND	-----	0.110		1,2,3,7,8,9-HxCDF-13C	2.00	83
					1,2,3,4,7,8-HxCDD-13C	2.00	96
1,2,3,7,8-PeCDD	ND	-----	0.086		1,2,3,6,7,8-HxCDD-13C	2.00	85
Total PeCDD	ND	-----	0.086		1,2,3,4,6,7,8-HpCDF-13C	2.00	78
					1,2,3,4,7,8,9-HpCDF-13C	2.00	74
1,2,3,4,7,8-HxCDF	ND	-----	0.093		1,2,3,4,6,7,8-HpCDD-13C	2.00	70
1,2,3,6,7,8-HxCDF	ND	-----	0.083		OCDD-13C	4.00	57
2,3,4,6,7,8-HxCDF	ND	-----	0.100				
1,2,3,7,8,9-HxCDF	ND	-----	0.100		1,2,3,4-TCDD-13C	2.00	NA
Total HxCDF	ND	-----	0.095		1,2,3,7,8,9-HxCDD-13C	2.00	NA
1,2,3,4,7,8-HxCDD	ND	-----	0.110		2,3,7,8-TCDD-37Cl4	0.20	81
1,2,3,6,7,8-HxCDD	ND	-----	0.097				
1,2,3,7,8,9-HxCDD	ND	-----	0.100				
Total HxCDD	ND	-----	0.100				
1,2,3,4,6,7,8-HpCDF	ND	-----	0.110		Total 2,3,7,8-TCDD		
1,2,3,4,7,8,9-HpCDF	ND	-----	0.170		Equivalence: 0.18 ng/Kg		
Total HpCDF	0.34	-----	0.140	J	(Using 2005 WHO Factors - Using PRL/2 where ND)		
1,2,3,4,6,7,8-HpCDD	-----	0.43	0.200	I			
Total HpCDD	ND	-----	0.200				
OCDF	0.38	-----	0.260	J			
OCDD	6.80	-----	0.320				

Conc = Concentration (Totals include 2,3,7,8-substituted isomers).
EMPC = Estimated Maximum Possible Concentration
RL = Reporting Limit

Results reported on a dry weight basis and are valid to no more than 2 significant figures.
J = Value below calibration range
I = Interference present

REPORT OF LABORATORY ANALYSIS

This report shall not be reproduced, except in full,
without the written consent of Pace Analytical Services, Inc.

Pace Analytical Services, Inc.
1700 Elm Street - Suite 200
Minneapolis, MN 55414

Tel: 612-607-1700
Fax: 612- 607-6444

Method 8290 Laboratory Control Spike Results

Lab Sample ID	LCS-21633		
Filename	U90929B_01	Matrix	Solid
Total Amount Extracted	20.3 g	Dilution	NA
ICAL ID	U90911	Extracted	09/25/2009 15:30
CCal Filename(s)	U90929A_16 & U90929B_15	Analyzed	09/30/2009 01:52
Method Blank ID	BLANK-21632	Injected By	SMT

Native Isomers	**Qs** (ng)	**Qm** (ng)	% Rec.	**Internal Standards**	**ng's Added**	**Percent Recovery**
2,3,7,8-TCDF	0.20	0.21	106	2,3,7,8-TCDF-13C	2.00	69
Total TCDF				2,3,7,8-TCDD-13C	2.00	79
				1,2,3,7,8-PeCDF-13C	2.00	77
2,3,7,8-TCDD	0.20	0.19	94	2,3,4,7,8-PeCDF-13C	2.00	77
Total TCDD				1,2,3,7,8-PeCDD-13C	2.00	92
				1,2,3,4,7,8-HxCDF-13C	2.00	88
1,2,3,7,8-PeCDF	1.00	1.02	102	1,2,3,6,7,8-HxCDF-13C	2.00	83
2,3,4,7,8-PeCDF	1.00	0.98	98	2,3,4,6,7,8-HxCDF-13C	2.00	84
Total PeCDF				1,2,3,7,8,9-HxCDF-13C	2.00	81
				1,2,3,4,7,8-HxCDD-13C	2.00	92
1,2,3,7,8-PeCDD	1.00	0.88	88	1,2,3,6,7,8-HxCDD-13C	2.00	90
Total PeCDD				1,2,3,4,6,7,8-HpCDF-13C	2.00	77
				1,2,3,4,7,8,9-HpCDF-13C	2.00	69
1,2,3,4,7,8-HxCDF	1.00	1.01	101	1,2,3,4,6,7,8-HpCDD-13C	2.00	69
1,2,3,6,7,8-HxCDF	1.00	1.02	102	OCDD-13C	4.00	49
2,3,4,6,7,8-HxCDF	1.00	1.01	101			
1,2,3,7,8,9-HxCDF	1.00	0.99	99	1,2,3,4-TCDD-13C	2.00	NA
Total HxCDF				1,2,3,7,8,9-HxCDD-13C	2.00	NA
1,2,3,4,7,8-HxCDD	1.00	0.99	99	2,3,7,8-TCDD-37Cl4	0.20	80
1,2,3,6,7,8-HxCDD	1.00	0.94	94			
1,2,3,7,8,9-HxCDD	1.00	0.94	94			
Total HxCDD						
1,2,3,4,6,7,8-HpCDF	1.00	0.98	98			
1,2,3,4,7,8,9-HpCDF	1.00	0.98	98			
Total HpCDF						
1,2,3,4,6,7,8-HpCDD	1.00	1.01	101			
Total HpCDD						
OCDF	2.00	1.80	90			
OCDD	2.00	2.03	102			

Qs = Quantity Spiked
Qm = Quantity Measured
Rec. = Recovery (Expressed as Percent)
P = Recovery outside of target range
X = Background subtracted value
Y = RF averaging used in calculations
Nn = Value obtained from additional analysis
NA = Not Applicable
* = See Discussion

REPORT OF LABORATORY ANALYSIS

This report shall not be reproduced, except in full,
without the written consent of Pace Analytical Services, Inc.

Pace Analytical Services, Inc.
1700 Elm Street - Suite 200
Minneapolis, MN 55414

Tel: 612-607-1700
Fax: 612- 607-6444

Method 8290 Spiked Sample Report

Client - Pioneer Technologies Corporation

Client's Sample ID	SP24-ZONE2-092309-1-MS		
Lab Sample ID	10113236001-MS		
Filename	F90930B_17	Matrix	Solid
Total Amount Extracted	11.7 g	Dilution	NA
ICAL ID	F90817	Extracted	09/25/2009 15:30
CCal Filename(s)	F90930B_04 & F90930B_20	Analyzed	10/01/2009 04:46
Method Blank ID	BLANK-21632	Injected By	BAL

Native Isomers	**Qs** (ng)	**Qm** (ng)	% Rec.	**Internal Standards**	**ng's Added**	**Percent Recovery**
2,3,7,8-TCDF	0.20	0.21	104	2,3,7,8-TCDF-13C	2.00	91
				2,3,7,8-TCDD-13C	2.00	90
				1,2,3,7,8-PeCDF-13C	2.00	97
2,3,7,8-TCDD	0.20	0.22	110	2,3,4,7,8-PeCDF-13C	2.00	98
				1,2,3,7,8-PeCDD-13C	2.00	112
				1,2,3,4,7,8-HxCDF-13C	2.00	82
1,2,3,7,8-PeCDF	1.00	0.98	98	1,2,3,6,7,8-HxCDF-13C	2.00	68
2,3,4,7,8-PeCDF	1.00	0.95	95	2,3,4,6,7,8-HxCDF-13C	2.00	75
				1,2,3,7,8,9-HxCDF-13C	2.00	80
				1,2,3,4,7,8-HxCDD-13C	2.00	98
1,2,3,7,8-PeCDD	1.00	0.91	91	1,2,3,6,7,8-HxCDD-13C	2.00	74
				1,2,3,4,6,7,8-HpCDF-13C	2.00	66
				1,2,3,4,7,8,9-HpCDF-13C	2.00	74
1,2,3,4,7,8-HxCDF	1.00	0.97	97	1,2,3,4,6,7,8-HpCDD-13C	2.00	73
1,2,3,6,7,8-HxCDF	1.00	1.02	102	OCDD-13C	4.00	68
2,3,4,6,7,8-HxCDF	1.00	0.98	98			
1,2,3,7,8,9-HxCDF	1.00	0.99	99	1,2,3,4-TCDD-13C	2.00	NA
				1,2,3,7,8,9-HxCDD-13C	2.00	NA
1,2,3,4,7,8-HxCDD	1.00	0.92	92	2,3,7,8-TCDD-37Cl4	0.20	100
1,2,3,6,7,8-HxCDD	1.00	0.99	99			
1,2,3,7,8,9-HxCDD	1.00	0.94	94			
1,2,3,4,6,7,8-HpCDF	1.00	1.31	131			
1,2,3,4,7,8,9-HpCDF	1.00	1.08	108			
1,2,3,4,6,7,8-HpCDD	1.00	3.22	322			
OCDF	2.00	3.11	155			
OCDD	2.00	31.88	1594			

Qs = Quantity Spiked Qm = Quantity Measured Rec. = Recovery (Expressed as Percent)

Results reported on a dry weight basis and are valid to no more than 2 significant figures.

REPORT OF LABORATORY ANALYSIS

This report shall not be reproduced, except in full,
without the written consent of Pace Analytical Services, Inc.

Pace Analytical Services, Inc.
1700 Elm Street - Suite 200
Minneapolis, MN 55414

Tel: 612-607-1700
Fax: 612- 607-6444

Method 8290 Spiked Sample Report

Client - Pioneer Technologies Corporation

Client's Sample ID	SP24-ZONE2-092309-1-MSD		
Lab Sample ID	10113236001-MSD		
Filename	F90930B_18	Matrix	Solid
Total Amount Extracted	11.6 g	Dilution	NA
ICAL ID	F90817	Extracted	09/25/2009 15:30
CCal Filename(s)	F90930B_04 & F90930B_20	Analyzed	10/01/2009 05:32
Method Blank ID	BLANK-21632	Injected By	BAL

Native Isomers	**Qs** (ng)	**Qm** (ng)	% Rec.	**Internal Standards**	**ng's Added**	**Percent Recovery**
2,3,7,8-TCDF	0.20	0.20	99	2,3,7,8-TCDF-13C	2.00	96
				2,3,7,8-TCDD-13C	2.00	92
				1,2,3,7,8-PeCDF-13C	2.00	102
2,3,7,8-TCDD	0.20	0.21	106	2,3,4,7,8-PeCDF-13C	2.00	101
				1,2,3,7,8-PeCDD-13C	2.00	113
				1,2,3,4,7,8-HxCDF-13C	2.00	87
1,2,3,7,8-PeCDF	1.00	1.00	100	1,2,3,6,7,8-HxCDF-13C	2.00	67
2,3,4,7,8-PeCDF	1.00	0.90	90	2,3,4,6,7,8-HxCDF-13C	2.00	76
				1,2,3,7,8,9-HxCDF-13C	2.00	80
				1,2,3,4,7,8-HxCDD-13C	2.00	104
1,2,3,7,8-PeCDD	1.00	0.88	88	1,2,3,6,7,8-HxCDD-13C	2.00	67
				1,2,3,4,6,7,8-HpCDF-13C	2.00	59
				1,2,3,4,7,8,9-HpCDF-13C	2.00	56
1,2,3,4,7,8-HxCDF	1.00	0.95	95	1,2,3,4,6,7,8-HpCDD-13C	2.00	63
1,2,3,6,7,8-HxCDF	1.00	0.95	95	OCDD-13C	4.00	56
2,3,4,6,7,8-HxCDF	1.00	0.94	94			
1,2,3,7,8,9-HxCDF	1.00	0.95	95	1,2,3,4-TCDD-13C	2.00	NA
				1,2,3,7,8,9-HxCDD-13C	2.00	NA
1,2,3,4,7,8-HxCDD	1.00	0.88	88	2,3,7,8-TCDD-37Cl4	0.20	98
1,2,3,6,7,8-HxCDD	1.00	0.95	95			
1,2,3,7,8,9-HxCDD	1.00	0.94	94			
1,2,3,4,6,7,8-HpCDF	1.00	1.22	122			
1,2,3,4,7,8,9-HpCDF	1.00	1.02	102			
1,2,3,4,6,7,8-HpCDD	1.00	2.09	209			
OCDF	2.00	2.57	128			
OCDD	2.00	15.65	782			

Qs = Quantity Spiked Qm = Quantity Measured Rec. = Recovery (Expressed as Percent)

Results reported on a dry weight basis and are valid to no more than 2 significant figures.

REPORT OF LABORATORY ANALYSIS

This report shall not be reproduced, except in full,
without the written consent of Pace Analytical Services, Inc.

Pace Analytical Services, Inc.
1700 Elm Street - Suite 200
Minneapolis, MN 55414

Tel: 612-607-1700
Fax: 612- 607-6444

Method 8290 Spike Sample Results

Client - Pioneer Technologies Corporation

Client Sample ID	SP24-ZONE2-092309-1			Dry Weights	
Lab Sample ID	10113236001	Sample Filename	U90930A_05	Sample Amount	10.1 g
MS ID	10113236001-MS	MS Filename	F90930B_17	MS Amount	10.5 g
MSD ID	10113236001-MSD	MSD Filename	F90930B_18	MSD Amount	10.4 g

Analyte	Sample Conc. ng/Kg	MS/MSD Qs (ng)	MS Qm (ng)	MSD Qm (ng)	RPD	Background Subtracted MS % Rec.	MSD % Rec.	RPD
2,3,7,8-TCDF	0.000	0.20	0.21	0.20	4.5	104	99	4.5
2,3,7,8-TCDD	0.000	0.20	0.22	0.21	3.8	110	106	3.8
1,2,3,7,8-PeCDF	0.000	1.00	0.98	1.00	1.6	98	100	1.6
2,3,4,7,8-PeCDF	0.000	1.00	0.95	0.90	5.8	94	89	5.9
1,2,3,7,8-PeCDD	0.000	1.00	0.91	0.88	4.1	91	88	4.1
1,2,3,4,7,8-HxCDF	0.000	1.00	0.97	0.95	2.6	94	92	2.6
1,2,3,6,7,8-HxCDF	0.000	1.00	1.02	0.95	7.3	102	95	7.3
2,3,4,6,7,8-HxCDF	0.880	1.00	0.98	0.94	4.2	97	93	4.2
1,2,3,7,8,9-HxCDF	0.000	1.00	0.99	0.95	3.3	99	95	3.3
1,2,3,4,7,8-HxCDD	0.000	1.00	0.92	0.88	5.4	92	87	5.5
1,2,3,6,7,8-HxCDD	3.420	1.00	0.99	0.95	4.6	96	91	4.8
1,2,3,7,8,9-HxCDD	0.000	1.00	0.94	0.94	0.3	93	93	0.3
1,2,3,4,6,7,8-HpCDF	13.200	1.00	1.31	1.22	7.2	117	108	8.0
1,2,3,4,7,8,9-HpCDF	0.000	1.00	1.08	1.02	5.1	108	102	5.1
1,2,3,4,6,7,8-HpCDD	159.000	1.00	3.22	2.09	42.3	156	45	110.5
OCDF	54.300	2.00	3.11	2.57	19.0	127	100	23.5
OCDD	1570.000	2.00	31.88	15.65	68.3	772	0	200.0

Definitions

MS = Matrix Spike
MSD = Matrix Spike Duplicate
Qm = Quantity Measured
Qs = Quantity Spiked
% Rec. = Percent Recovery
RPD = Relative Percent Difference
NA = Not Applicable
NC = Not Calculated

CDD = Chlorinated dibenzo-p-dioxin
CDF = Chlorinated dibenzo-p-furan
T = Tetra
Pe = Penta
Hx = Hexa
Hp = Hepta
O = Octa

DRAGON
Analytical Laboratory

RCRA CHAIN OF CUSTODY RECORD

2818 Madrona Beach Rd. NW, Olympia, WA 98502
Phone: (360) 866-0543 Fax: (360) 866-0556
Email: DragonLab@comcast.net
Website: dragonlaboratory.com

Page ____ of ____

Samples Collected By: KK
Contact Number: 360 570 1700

Client: PTC
Address: 2612 Yelm Hwy SE
Olympia WA 98501

Phone:
Fax:
Email: robertsk@wspioneer.com

Project Name: East Bay IA Stockpiles
Project Location:
Project Number:

Project P.O.:
Contact Person:
DAL Project No.: 091015-09

Matrix Code:
WW = wastewater **GW** = groundwater **S** = soil or solid
SL = sludge **V** = vapor **O** = other

Sample Identification	Sample Matrix	Date Sampled	Time Sampled	Container Type	~~MtBE/BTEX~~ (EPA 8021b)	Gasoline (NWTPH-Gx)	Diesel (NWTPH-Dx)	Diesel & Oil (NWTPH-Dx)	Fuel Scan (NWTPH-HCID)	VOC's (EPA 8021b)	Organochlorine Pesticides (EPA 8081)	PCB's (EPA 8082)	Volatiles (EPA 8260)	PAH's (EPA 8100 or 8270/8270SIM)	Semi-Volatiles (EPA 8270)	Ignitability (EPA 1010)	Oil and Grease (EPA 1664 HEM)	pH (EPA 9040/9045)	Specific Conductance (EPA 9050)	Paint Filter Test (EPA 9095)	Heavy Metals* (EPA 7000 Series)	Biogenic Gases (EPA 3C)	Natural Attenuation Indicators	Gross Alpha Radioactivity (EPA 900)	Gross Beta Radioactivity (EPA 900)
SP27 - Zone 3 - 101509	S	101509	1330	3 Encore 2 4oz	X	X		X				X		X							X				
SP28 - Zone 2 - 101509	↓	↓	1400	↓	X	X		X				X		X							X				
SP29 - Zone 4 - 101509 - 1	↓	↓	1500	↓	X	X		X				X		X							X				
SP29 - Zone 4 - 101509 - 2	↓	↓	1530	↓	X	X		X				X		X							X				

*Note: Zone 4 samples were single grab not composit.

Relinquished by (Signature)	Date/Time	Received by (Signature)	Date/Time
Karen Robert	101509	Mista R Seo H	15 OCT 09 1707
Relinquished by (Signature)	Date/Time	Received by (Signature)	Date/Time

Sample Disposal Instructions: ☐ DAL Disposal @ $2.50 per Container ☐ Return ☐ Pickup

Turn-Around-Time
☐ Same Day
☐ 24 Hour
☐ 48 Hour
☒ 5 Day Email
☐ 10 Day
☐ Other: ____

***Heavy Metals**: Please circle the desired analytes.

Ag Al (As) Ba Be (Cd) Cr Cr-VI Co Cu Fe Hg Li Mg Mn Mo Ni (Pb) Sb Se Tl V Zn - Total
Ag Al As Ba Be Cd Cr Cr-VI Co Cu Fe Hg Li Mg Mn Mo Ni Pb Sb Se Tl V Zn - Dissolved
Ag Al As Ba Be Cd Cr Cr-VI Co Cu Fe Hg Li Mg Mn Mo Ni Pb Sb Se Tl V Zn - TCLP

DRAGON ANALYTICAL LABORATORY

2818 Madrona Beach Rd NW, Olympia WA 98502
(360) 866-0543

Hazardous Waste, Microbiology, NPDES, Potable and Non-potable Water
Mobile Environmental Laboratory

Pioneer Technologies Corporation
Project: East Bay IA Stockpiles

DAL Number: 091015-09

ANALYTICAL RESULTS FOR THE ANALYSIS OF GASOLINE RANGE ORGANICS IN SOIL

Sample Identification	Date Analyzed	Percent Solids (%)	Benzene EPA 8021B (mg/kg)	Toluene EPA 8021B (mg/kg)	Ethylbenzene EPA 8021B (mg/kg)	m&p-Xylene EPA 8021B (mg/kg)	o-Xylene EPA 8021B (mg/kg)	Gasoline NWTPH-Gx (mg/kg)	Surrogate Recovery BFB (%)	Data Flags
Method Blank	10/20/2009	n/a	nd	nd	nd	nd	nd	nd	95.2	
SP27-ZONE3-101509	10/20/2009	91.6	nd	nd	nd	nd	nd	nd	74.0	
SP28-ZONE2-101509	10/20/2009	91.8	nd	nd	nd	nd	nd	nd	81.3	
SP29-ZONE4-101509-1	10/20/2009	80.1	nd	nd	nd	nd	nd	nd	80.74	
SP29-ZONE4-101509-2	10/20/2009	92.8	nd	nd	nd	nd	nd	nd	88	
LCS	10/21/2009	n/a	105.0%	97.2%	95.1%	82.1%	97.7%	121%	n/a	
102009-MS	10/21/2009	n/a	109%	103%	105.0%	91.7%	99%	99.3%	n/a	
Method Reporting Limits			0.05	0.10	0.10	0.10	0.10	5.0		

WA-DOE-Laboratory Certification No.: C2013
"nd" indicates the analyte was not detected at or above the listed Method Reporting Limit.
"n/a" indicates not applicable
Sample results based on dry weight.

Comments and Explanations: None

Analyst: J. Thomas
Data Reviewed by: RL

DRAGON ANALYTICAL LABORATORY

2818 Madrona Beach Rd NW, Olympia WA 98502
(360) 866-0543

Hazardous Waste, Microbiology, NPDES, Potable and Non-potable Water
Mobile Environmental Laboratory

Pioneer Technologies Corporation
Project: East Bay IA Stockpiles

DAL Number: 091015-09

ANALYTICAL RESULTS FOR THE ANALYSIS OF FUEL IN SOIL

Sample Identification	Date Analyzed	Percent Solids (%)	Diesel Fuel #2 NWTPH-Dx (mg/kg)	Heavy Oil NWTPH-Dx (mg/kg)	Surrogate Recovery 2-FBP (%)	Data Flags
Method Blank	10/20/2009	n/a	nd	nd	72.5	
SP27-ZONE3-101509	10/20/2009	91.6	nd	nd	89.3	
SP28-ZONE2-101509	10/20/2009	91.8	nd	nd	116	
SP29-ZONE4-101509-1	10/20/2009	80.1	nd	nd	169	
SP29-ZONE4-101509-2	10/20/2009	92.8	nd	nd	96.6	
LCS	10/20/2009	n/a	117%	n/a	n/a	
102009-MS	10/20/2009	n/a	125%	n/a	n/a	
Method Reporting Limits			25	100		

WA-DOE-Laboratory Certification No.: C2013
"nd" indicates the analyte was not detected at or above the listed Method Reporting Limit.
"n/a" indicates not applicable
Sample results based on dry weight.
Comments and Explanations: None

Analyst: T. McCall
Data reviewed by: RL

DRAGON ANALYTICAL LABORATORY

2818 Madrona Beach Rd NW, Olympia WA 98502
(360) 866-0543

Hazardous Waste, Microbiology, NPDES, Potable and Non-potable Water
Mobile Environmental Laboratory

Pioneer Technologies Corporation
Project: East Bay IA Stockpiles

DAL Number: 091015-09

ANALYTICAL RESULTS FOR THE ANALYSIS OF PCB's IN SOIL BY EPA METHOD 8082

Sample Identification	Date Analyzed	Percent Solids (%)	Aroclor 1016 (mg/kg)	Aroclor 1221 (mg/kg)	Aroclor 1232 (mg/kg)	Aroclor 1242 (mg/kg)	Aroclor 1248 (mg/kg)	Aroclor 1254 (mg/kg)	Aroclor 1260 (mg/kg)	Surrogate Recovery TCMX (%)	Surrogate Recovery DCBP (%)	Data Flags
Method Blank	10/21/2009	n/a	nd	nd	nd	nd	nd	nd	nd	108	134	
SP27-Zone3-101509	10/21/2009	91.6	nd	nd	nd	nd	nd	nd	nd	92.6	124	
SP28-Zone2-101509	10/21/2009	91.8	nd	nd	nd	nd	nd	nd	nd	96.1	129	
SP29-Zone4-101509-1	10/21/2009	80.1	nd	nd	nd	nd	nd	nd	nd	100	77.3	
SP29-Zone4-101509-2	10/21/2009	92.8	nd	nd	nd	nd	nd	nd	nd	111	87.9	
LCS	10/21/2009	n/a	121%	n/a	n/a	n/a	n/a	n/a	122%	104	133	
091021-MS	10/21/2009	n/a	79.2%	n/a	n/a	n/a	n/a	n/a	69.6%	104	80.0	
091021-MSD	10/21/2009	n/a	87.0%	n/a	n/a	n/a	n/a	n/a	83.2%	88.6	119	
SP29-Zone4-101509-1	10/21/2009	80.1	nd	nd	nd	nd	nd	nd	nd	95.7	123	
Method Reporting Limits			0.05	0.05	0.05	0.05	0.05	0.05	0.05			

WA-DOE-Laboratory Certification No.: C2013
"nd" indicates the analyte was not detected at or above the listed Method Reporting Limit.
"n/a" indicates not applicable
All results based on dry weight.

Comments and Explanations: None

Analyst: T. McCall

Data reviewed by: RL

DRAGON ANALYTICAL LABORATORY

2818 Madrona Beach Rd NW, Olympia WA 98502
(360) 866-0543

Hazardous Waste, Microbiology, NPDES, Potable and Non-potable Water
Mobile Environmental Laboratory

Pioneer Technologies Corporation
Project: East Bay IA Stockpiles

DAL Number: 091015-09

ANALYTICAL RESULTS FOR THE ANALYSIS OF SEMI-VOLATILE COMPOUNDS IN SOIL BY EPA METHOD 8270

Sample Identification			Blank	**SP27-Zone3-101509**	**SP28-Zone2-101509**	**SP29-Zone4-101509-1**	**SP29-Zone4-101509-2**	LCS	091020-MS	091020-MSD	SP29-Zone4-101509-1 Dup.
Percent Solids (%)			n/a	91.6	91.8	80.1	92.8	n/a	n/a	n/a	80.1
Date Extracted	CAS	MRL	10/19/2009	10/19/2009	10/19/2009	10/19/2009	10/19/2009	10/19/2009	10/19/2009	10/19/2009	10/19/2009
Date Anlayzed	Number	(mg/kg)	10/19/2009	10/19/2009	10/19/2009	10/19/2009	10/19/2009	10/19/2009	10/19/2009	10/19/2009	10/19/2009
Benzo(a)anthracene	56-55-3	0.01	nd	**0.04**	**0.12**	nd	**0.02**	104%	104%	104%	nd
Benzo(a)pyrene	50-32-8	0.01	nd	nd	nd	nd	nd	n/a	n/a	n/a	nd
Benzo(b)fluoranthene	205-99-2	0.01	nd	nd	nd	nd	nd	n/a	n/a	n/a	nd
Benzo(k)fluoranthene	207-08-9	0.01	nd	nd	**0.16**	nd	**0.03**	n/a	n/a	n/a	nd
Chrysene	218-01-9	0.01	nd	**0.02**	**0.17**	nd	**0.03**	106%	106%	107%	nd
Dibenzo(a,h)anthracene	53-70-3	0.01	nd	nd	nd	nd	nd	n/a	n/a	n/a	nd
Ideno(1,2,3-cd)pyrene	193-39-5	0.01	nd	nd	nd	nd	nd	92.3%	74.3%	85.3%	nd
1-Methylnaphthalene	90-12-0	0.01	nd	**0.02**	**0.03**	nd	nd	n/a	n/a	n/a	nd
2-Methylnaphthalene	91-57-6	0.01	nd	**0.02**	**0.03**	nd	nd	n/a	n/a	n/a	nd
Naphthalene	91-20-3	0.01	nd	**0.02**	**0.03**	nd	nd	n/a	n/a	n/a	nd
Surrogate Recovery (%)											
2-Fluorophenol			36.3	33.7	62.9	53.3	82.3	64.2	41.9	40.6	53.7
Phenol-d6			40.9	38.0	70.9	59.0	92.5	70.1	58.4	58.1	59.9
Nitrobenzene-d5			64.5	70.2	81.8	59.3	65.8	77.4	71.8	73.2	59.7
2-Fluorobiphenol			87.3	88.7	108	83.0	91.1	85.8	85.5	84.0	82.9
2,4,6-Tribromophenol			32.8	26.4	66.4	43.0	74.4	58.6	67.6	66.9	42.2
Terphenyl-d14			108	97.1	108	105	81.8	81.1	86.0	86.8	111
Data Flags											

WA-DOE-Laboratory Certification No.: C2013

"nd" indicates the analyte was not detected at or above the listed Method Reporting Limit.

"n/a" indicates not applicable

Sample results based on dry weight.

Comments and Explanations: None

Analyst: T. McCall

Data reviewed by: RL

DRAGON ANALYTICAL LABORATORY

2818 Madrona Beach Rd NW, Olympia WA 98502
(360) 866-0543

Hazardous Waste, Microbiology, NPDES, Potable and Non-potable Water
Mobile Environmental Laboratory

Pioneer Technologies Corporation
Project: East Bay IA Stockpiles

DAL Number: 091015-09

ANALYTICAL RESULTS FOR THE ANALYSIS OF HEAVY METALS IN SOIL BY EPA METHOD 6020 A

Sample Identification	Date Analyzed	Percent Solids	Arsenic (As)	Cadmium (Cd)	Lead (Pb)
Chemical Abstract Number (CAS)			7440-38-2	7440-43-9	7439-92-1
Units		(%)	(mg/kg)	(mg/kg)	(mg/kg)
Method Blank	10/16/2009	n/a	nd	nd	nd
SP27-Zone3-101509	10/16/2009	91.6	**3.08**	nd	**4.61**
SP28-Zone2-101509	10/16/2009	91.8	**8.44**	nd	**28.5**
SP29-Zone4-101509-1	10/16/2009	80.1	**4.37**	nd	**13.5**
SP29-Zone4-101509-2	10/16/2009	92.8	**3.03**	nd	**15.3**
LCS	10/16/2009	n/a	88.9%	95.6%	96.1%
091016-MS	10/16/2009	n/a	DO	DO	DO
091016-MSD	10/16/2009	n/a	DO	DO	DO
SP29-Zone4-101509-1	10/16/2009	80.1	4.33	nd	13.7
Method Reporting Limits			0.25	0.25	0.25

WA-DOE-Laboratory Certification No.: C2013
"nd" indicates the analyte was not detected at or above the listed Method Reporting Limit.

"n/a" indicates not applicable
"MI" indicates Matrix Interference
Sample results based on dry weight.
Comments and Explanations: None

Analyst: Z. Froyland
Data reviewed by: RL

Pace Analytical®
www.pacelabs.com

1150

CHAIN-OF-CUSTODY / Analytical Request Document

The Chain-of-Custody is a LEGAL DOCUMENT. All relevant fields must be completed accurately.

See RI Expectations Sent Previously

10114819

Report No: 10114819 8290

Section A Required Client Information:	Section B Required Project Information:	Section C Invoice Information:	Page:	of
Company: PTC	Report To:	Attention:		1269211
Address: 2612 Yelm Hwy SE Olympia WA 98501	Copy To:	Company Name:	REGULATORY AGENCY	
Email To: robertsk@ecypioneer.com		Address:	☐ NPDES ☐ GROUND WATER ☐ DRINKING WATER	
Phone: 3605101700 Fax:	Purchase Order No.: Credit Card	Pace Quote Reference:	☐ UST ☐ RCRA ☐ OTHER	
Requested Due Date/TAT: 5day	Project Name:	Pace Project Manager: Scott Unze	Site Location STATE:	
	Project Number:	Pace Profile #:		

Section D Required Client Information

SAMPLE ID
(A-Z, 0-9 / ,-)
Sample IDs MUST BE UNIQUE

Matrix Codes (MATRIX / CODE): Drinking Water DW; Water WT; Waste Water WW; Product P; Soil/Solid SL; Oil OL; Wipe WP; Air AR; Tissue TS; Other OT

Requested Analysis Filtered (Y/N)

ITEM #	SAMPLE ID	MATRIX CODE (see valid codes to left)	SAMPLE TYPE (G=GRAB C=COMP)	COLLECTED COMPOSITE START DATE	COLLECTED COMPOSITE START TIME	COLLECTED COMPOSITE END/GRAB DATE	COLLECTED COMPOSITE END/GRAB TIME	SAMPLE TEMP AT COLLECTION	# OF CONTAINERS	Preservatives: Unpreserved	H_2SO_4	HNO_3	HCl	NaOH	$Na_2S_2O_3$	Methanol	Other	Y/N	Analysis Test: Diuan/furans 8290	Residual Chlorine (Y/N)	Pace Project No./ Lab I.D.
1	SP27-Zone3-101509	SL	G			101509	1330		1										X		001
2	SP28-Zone2-101509	↓	↓			↓	1400		1										X		002
3	SP29-Zone4-101509-1	↓	↓			↓	1500		1										X		003
4	SP29-Zone4-101509-2	↓	↓			↓	1530		1										X		004
5																					
6																					
7																					
8																					
9																					
10																					
11																					
12																					

ADDITIONAL COMMENTS	RELINQUISHED BY / AFFILIATION	DATE	TIME	ACCEPTED BY / AFFILIATION	DATE	TIME	SAMPLE CONDITIONS			
5day TAT by Email	Kara Roberts PTC	101509	4:30	Athunter/Pace	10/16/09	955	28	Y	Y	Y

ORIGINAL

SAMPLER NAME AND SIGNATURE

PRINT Name of SAMPLER: Kara Roberts

SIGNATURE of SAMPLER: Kara Robe

DATE Signed (MM/DD/YY): 101509

Temp in °C	Received on Ice (Y/N)	Custody Sealed Cooler (Y/N)	Samples Intact (Y/N)

*Important Note: By signing this form you are accepting Pace's NET 30 day payment terms and agreeing to late charges of 1.5% per month for any invoices not paid within 30 days.

Pace Analytical™
www.pacelabs.com

Pace Analytical Services, Inc.
1700 Elm Street
Minneapolis, MN 55414
Phone: 612.607.1700
Fax: 612.607.6444

Report Prepared for:

Troy Bussey
Pioneer Technologies Corporation
2612 Yelm Highway S.E.
Suite B
Olympia WA 98501-4826

REPORT OF LABORATORY ANALYSIS FOR PCDD/PCDF

Report Prepared Date:
October 23, 2009

Report Information:

Pace Project #: 10114819
Sample Receipt Date: 10/16/2009
Client Project #: East Bay IA Stockpile
Client Sub PO #: N/A
State Cert #: C755

Invoicing & Reporting Options:

The report provided has been invoiced as a Level 2 PCDD/PCDF Report. If an upgrade of this report package is requested, an additional charge may be applied.

Please review the attached invoice for accuracy and forward any questions to Scott Unze, your Pace Project Manager.

This report has been reviewed by:

October 23, 2009

Scott Unze, Project Manager
(612) 607-6383
(612) 607-6444 (fax)
scott.unze@pacelabs.com

ACCREDITED IN ACCORDANCE WITH nelac

Report of Laboratory Analysis

This report should not be reproduced, except in full, without the written consent of Pace Analytical Services, Inc.

The results relate only to the samples included in this report.

Pace Analytical Services, Inc.
1700 Elm Street
Minneapolis, MN 55414
Phone: 612.607.1700
Fax: 612.607.6444

DISCUSSION

This report presents the results from the analyses performed on four samples submitted by a representative of Pioneer Technologies Corporation. The samples were analyzed for the presence or absence of polychlorodibenzo-p-dioxins (PCDDs) and polychlorodibenzofurans (PCDFs) using a modified version of USEPA Method 8290. Reporting limits were based on signal-to-noise calculations.

The recoveries of the isotopically-labeled PCDD/PCDF internal standards in the sample extracts ranged from 57-94%. All of the labeled standard recoveries obtained for this project were within the 40-135% target range specified in Method 8290. Since the quantification of the native 2,3,7,8-substituted isomers was based on isotope dilution, the data were automatically corrected for variation in recovery and accurate values were obtained.

In some cases, interfering substances impacted the determinations of PCDD or PCDF congeners; the affected values were flagged "I" where incorrect isotope ratios were obtained, or "P" where polychlorinated diphenyl ethers were present. Also, the OCDD concentration reported for sample "SP-28_ZONE2_101509" was above the calibration range; the value was flagged "E" and should be regarded as an estimate.

A laboratory method blank was prepared and analyzed with the sample batch as part of our routine quality control procedures. The results show the blank to contain trace levels of selected congeners. These were below the calibration range of the method. Sample levels similar to the corresponding blank levels were flagged "B" on the results tables and may be, at least partially, attributed to the background. It should be noted that levels less than ten times the background are not generally considered to be statistically different from the background.

A laboratory spike sample was also prepared with the sample batch using clean sand that had been fortified with native standard materials. The results show that the spiked native compounds were recovered at 89-106%. These results indicate a high degree of accuracy for these determinations. Matrix spikes were prepared with the sample batch using sample material from a separate project; results from these analyses will be provided upon request.

This report shall not be reproduced, except in full,
without the written consent of Pace Analytical Services, Inc.

Pace Analytical Services, Inc.
1700 Elm Street - Suite 200
Minneapolis, MN 55414

Tel: 612-607-1700
Fax: 612- 607-6444

Minnesota Laboratory Certifications

Authority	Certificate #	Authority	Certificate #
Alabama	40770	Montana	92
Alaska	MN00064	Nebraska	
Arizona	AZ0014	Nevada	MN00064_2000
Arkansas	88-0680	New Jersey (NE	MN002
California	01155CA	New Mexico	MN00064
Colorado	MN00064	New York (NEL	11647
Connecticut	PH-0256	North Carolina	27700
EPA Region 5	WD-15J	North Dakota	R-036
EPA Region 8	8TMS-Q	Ohio	4150
Florida (NELAP	E87605	Ohio VAP	CL101
Georgia (DNR)	959	Oklahoma	D9922
Guam	08-004r	Oregon (ELAP)	MN200001-005
Hawaii	SLD	Oregon (OREL	MN200001-005
Idaho	MN00064	Pennsylvania	68-00563
Illinois	200012	Saipan	MP0003
Indiana		South Carolina	74003001
Indiana	C-MN-01	Tennesee	2818
Iowa	368	Tennessee	02818
Kansas	E-10167	Texas	T104704192-08
Kentucky	90062	Utah (NELAP)	PAM
Louisiana	LA0900016	Virginia	00251
Maine	2007029	Washington	C755
Maryland	322	West Virginia	9952C
Michigan	9909	Wisconsin	999407970
Minnesota	027-053-137	Wyoming	8TMS-Q
Mississippi	MN00064		

REPORT OF LABORATORY ANALYSIS

This report shall not be reproduced, except in full,
without the written consent of Pace Analytical Services, Inc.

Appendix A

Sample Management

Pace Analytical

Sample Condition Upon Receipt

10114819

Client Name: Pioneer Tech **Project #**

Courier: ☑ Fed Ex ☐ UPS ☐ USPS ☐ Client ☐ Commercial ☐ Pace Other

Tracking #: 8392 2231 5253

Optional: Proj. Due Date: Proj. Name:

Custody Seal on Cooler/Box Present: ☑ yes ☐ no Seals Intact: ☐ yes ☐ no

Packing Material: ☐ Bubble Wrap ☑ Bubble Bags ☐ None ☐ Other Temp Blank: Yes ____ No ✓

Thermometer Used 80344042 or 179425 **Type of Ice:** Wet Blue None ☐ Samples on ice, cooling process has begun

Cooler Temperature 2.8 **Biological Tissue is Frozen:** Yes No

Date and initials of person examining contents: 10/16/09 SL

Temp should be above freezing to 6°C

		Comments:
Chain of Custody Present:	☑Yes ☐No ☐N/A	1.
Chain of Custody Filled Out:	☑Yes ☐No ☐N/A	2.
Chain of Custody Relinquished:	☑Yes ☐No ☐N/A	3.
Sampler Name & Signature on COC:	☑Yes ☐No ☐N/A	4.
Samples Arrived within Hold Time:	☑Yes ☐No ☐N/A	5.
Short Hold Time Analysis (<72hr):	☐Yes ☑No ☐N/A	6.
Rush Turn Around Time Requested:	☐Yes ☐No ☐N/A	7. 5 day TAT
Sufficient Volume:	☑Yes ☐No ☐N/A	8.
Correct Containers Used:	☑Yes ☐No ☐N/A	9.
-Pace Containers Used:	☑Yes ☐No ☐N/A	
Containers Intact:	☑Yes ☐No ☐N/A	10.
Filtered volume received for Dissolved tests	☐Yes ☐No ☐N/A	11.
Sample Labels match COC:	☑Yes ☐No ☐N/A	12.
-Includes date/time/ID/Analysis Matrix: SL		
All containers needing acid/base preservation have been checked. Noncompliance are noted in 13.	☐Yes ☐No ☐N/A	13. ☐ HNO3 ☐ H2SO4 ☐ NaOH ☐ HCl
All containers needing preservation are found to be in compliance with EPA recommendation.	☐Yes ☐No ☐N/A	Samp #
Exceptions: VOA,Coliform, TOC, Oil and Grease, WI-DRO (water)	☐Yes ☐No	Initial when completed / Lot # of added preservative
Samples checked for dechlorination:	☐Yes ☐No ☐N/A	14.
Headspace in VOA Vials (>6mm):	☐Yes ☐No ☐N/A	15.
Trip Blank Present:	☐Yes ☐No ☐N/A	16.
Trip Blank Custody Seals Present	☐Yes ☐No ☐N/A	
Pace Trip Blank Lot # (if purchased):		

Client Notification/ Resolution: Field Data Required? Y / N

Person Contacted: Date/Time:

Comments/ Resolution:

Project Manager Review: Date: 10/16/09

Note: Whenever there is a discrepancy affecting North Carolina compliance samples, a copy of this form will be sent to the North Carolina DENR.

F-L213Rev.00, 05Aug2009

Pace Analytical Services, Inc.
1700 Elm Street - Suite 200
Minneapolis, MN 55414

Tel: 612-607-1700
Fax: 612- 607-6444

Reporting Flags

A = Reporting Limit based on signal to noise

B = Less than 10x higher than method blank level

C = Result obtained from confirmation analysis

D = Result obtained from analysis of diluted sample

E = Exceeds calibration range

I = Interference present

J = Estimated value

Nn = Value obtained from additional analysis

P = PCDE Interference

R = Recovery outside target range

S = Peak saturated

U = Analyte not detected

V = Result verified by confirmation analysis

X = %D Exceeds limits

Y = Calculated using average of daily RFs

* = See Discussion

This report shall not be reproduced, except in full,
without the written consent of Pace Analytical Services, Inc.

Appendix B

Sample Analysis Summary

Pace Analytical Services, Inc.
1700 Elm Street - Suite 200
Minneapolis, MN 55414

Tel: 612-607-1700
Fax: 612- 607-6444

Method 8290 Sample Analysis Results

Client - Pioneer Technologies Corporation

Client's Sample ID	SP-27_ZONE3_101509		
Lab Sample ID	10114819001		
Filename	F91023A_05		
Injected By	BAL		
Total Amount Extracted	11.0 g	Matrix	Solid
% Moisture	7.9	Dilution	NA
Dry Weight Extracted	10.1 g	Collected	10/15/2009 13:30
ICAL ID	F91021	Received	10/16/2009 09:55
CCal Filename(s)	F91022B_13 & F91023A_16	Extracted	10/20/2009 15:30
Method Blank ID	BLANK-22071	Analyzed	10/23/2009 04:04

Native Isomers	Conc ng/Kg	EMPC ng/Kg	RL ng/Kg		Internal Standards	ng's Added	Percent Recovery
2,3,7,8-TCDF	0.36	-----	0.110	J	2,3,7,8-TCDF-13C	2.00	71
Total TCDF	1.90	-----	0.110		2,3,7,8-TCDD-13C	2.00	81
					1,2,3,7,8-PeCDF-13C	2.00	63
2,3,7,8-TCDD	ND	-----	0.130		2,3,4,7,8-PeCDF-13C	2.00	67
Total TCDD	2.50	-----	0.130		1,2,3,7,8-PeCDD-13C	2.00	74
					1,2,3,4,7,8-HxCDF-13C	2.00	89
1,2,3,7,8-PeCDF	-----	0.52	0.150	I	1,2,3,6,7,8-HxCDF-13C	2.00	79
2,3,4,7,8-PeCDF	1.50	-----	0.110	J	2,3,4,6,7,8-HxCDF-13C	2.00	79
Total PeCDF	15.00	-----	0.130		1,2,3,7,8,9-HxCDF-13C	2.00	71
					1,2,3,4,7,8-HxCDD-13C	2.00	94
1,2,3,7,8-PeCDD	-----	0.24	0.190	I	1,2,3,6,7,8-HxCDD-13C	2.00	79
Total PeCDD	2.40	-----	0.190	J	1,2,3,4,6,7,8-HpCDF-13C	2.00	60
					1,2,3,4,7,8,9-HpCDF-13C	2.00	59
1,2,3,4,7,8-HxCDF	-----	4.20	0.250	P	1,2,3,4,6,7,8-HpCDD-13C	2.00	70
1,2,3,6,7,8-HxCDF	0.81	-----	0.210	J	OCDD-13C	4.00	57
2,3,4,6,7,8-HxCDF	1.00	-----	0.240	J			
1,2,3,7,8,9-HxCDF	-----	0.74	0.230	I	1,2,3,4-TCDD-13C	2.00	NA
Total HxCDF	48.00	-----	0.230		1,2,3,7,8,9-HxCDD-13C	2.00	NA
1,2,3,4,7,8-HxCDD	0.49	-----	0.160	J	2,3,7,8-TCDD-37Cl4	0.20	81
1,2,3,6,7,8-HxCDD	1.80	-----	0.180	J			
1,2,3,7,8,9-HxCDD	0.74	-----	0.094	J			
Total HxCDD	14.00	-----	0.140				
1,2,3,4,6,7,8-HpCDF	21.00	-----	0.270		Total 2,3,7,8-TCDD		
1,2,3,4,7,8,9-HpCDF	1.60	-----	0.810	J	Equivalence: 2.1 ng/Kg		
Total HpCDF	91.00	-----	0.540		(Using 2005 WHO Factors - Using PRL/2 where ND)		
1,2,3,4,6,7,8-HpCDD	53.00	-----	0.390				
Total HpCDD	98.00	-----	0.390				
OCDF	67.00	-----	0.320				
OCDD	530.00	-----	0.380				

Conc = Concentration (Totals include 2,3,7,8-substituted isomers).
EMPC = Estimated Maximum Possible Concentration
RL = Reporting Limit.

ND = Not Detected
NA = Not Applicable
NC = Not Calculated

Results reported on a dry weight basis and are valid to no more than 2 significant figures.
J = Estimated value
P = PCDE Interference
I = Interference present

REPORT OF LABORATORY ANALYSIS

This report shall not be reproduced, except in full,
without the written consent of Pace Analytical Services, Inc.

Pace Analytical Services, Inc.
1700 Elm Street - Suite 200
Minneapolis, MN 55414

Tel: 612-607-1700
Fax: 612- 607-6444

Method 8290 Sample Analysis Results

Client - Pioneer Technologies Corporation

Client's Sample ID	SP-28_ZONE2_101509		
Lab Sample ID	10114819002		
Filename	F91023A_06		
Injected By	BAL		
Total Amount Extracted	11.0 g	Matrix	Solid
% Moisture	8.0	Dilution	NA
Dry Weight Extracted	10.1 g	Collected	10/15/2009 14:00
ICAL ID	F91021	Received	10/16/2009 09:55
CCal Filename(s)	F91022B_13 & F91023A_16	Extracted	10/20/2009 15:30
Method Blank ID	BLANK-22071	Analyzed	10/23/2009 04:53

Native Isomers	Conc ng/Kg	EMPC ng/Kg	RL ng/Kg		Internal Standards	ng's Added	Percent Recovery
2,3,7,8-TCDF	2.80	-----	0.130		2,3,7,8-TCDF-13C	2.00	72
Total TCDF	40.00	-----	0.130		2,3,7,8-TCDD-13C	2.00	78
					1,2,3,7,8-PeCDF-13C	2.00	62
2,3,7,8-TCDD	0.97	-----	0.093	J	2,3,4,7,8-PeCDF-13C	2.00	63
Total TCDD	34.00	-----	0.093		1,2,3,7,8-PeCDD-13C	2.00	69
					1,2,3,4,7,8-HxCDF-13C	2.00	88
1,2,3,7,8-PeCDF	3.50	-----	0.170	J	1,2,3,6,7,8-HxCDF-13C	2.00	70
2,3,4,7,8-PeCDF	7.80	-----	0.150		2,3,4,6,7,8-HxCDF-13C	2.00	75
Total PeCDF	140.00	-----	0.160		1,2,3,7,8,9-HxCDF-13C	2.00	72
					1,2,3,4,7,8-HxCDD-13C	2.00	89
1,2,3,7,8-PeCDD	6.20	-----	0.510		1,2,3,6,7,8-HxCDD-13C	2.00	73
Total PeCDD	50.00	-----	0.510		1,2,3,4,6,7,8-HpCDF-13C	2.00	58
					1,2,3,4,7,8,9-HpCDF-13C	2.00	60
1,2,3,4,7,8-HxCDF	-----	14	0.210	P	1,2,3,4,6,7,8-HpCDD-13C	2.00	69
1,2,3,6,7,8-HxCDF	7.60	-----	0.400		OCDD-13C	4.00	60
2,3,4,6,7,8-HxCDF	11.00	-----	0.420				
1,2,3,7,8,9-HxCDF	4.10	-----	0.340	J	1,2,3,4-TCDD-13C	2.00	NA
Total HxCDF	290.00	-----	0.340		1,2,3,7,8,9-HxCDD-13C	2.00	NA
1,2,3,4,7,8-HxCDD	18.00	-----	0.590		2,3,7,8-TCDD-37Cl4	0.20	75
1,2,3,6,7,8-HxCDD	68.00	-----	0.570				
1,2,3,7,8,9-HxCDD	23.00	-----	0.710				
Total HxCDD	330.00	-----	0.620				
1,2,3,4,6,7,8-HpCDF	170.00	-----	0.670		Total 2,3,7,8-TCDD		
1,2,3,4,7,8,9-HpCDF	7.60	-----	1.500		Equivalence: 42 ng/Kg		
Total HpCDF	500.00	-----	1.100		(Using 2005 WHO Factors - Using PRL/2 where ND)		
1,2,3,4,6,7,8-HpCDD	1400.00	-----	5.100				
Total HpCDD	2600.00	-----	5.100				
OCDF	400.00	-----	0.780				
OCDD	12000.00	-----	0.600	E			

Conc = Concentration (Totals include 2,3,7,8-substituted isomers).
EMPC = Estimated Maximum Possible Concentration
RL = Reporting Limit.

ND = Not Detected
NA = Not Applicable
NC = Not Calculated

Results reported on a dry weight basis and are valid to no more than 2 significant figures.
J = Estimated value
P = PCDE Interference
E = Exceeds calibration range

REPORT OF LABORATORY ANALYSIS

This report shall not be reproduced, except in full,
without the written consent of Pace Analytical Services, Inc.

Pace Analytical Services, Inc.
1700 Elm Street - Suite 200
Minneapolis, MN 55414

Tel: 612-607-1700
Fax: 612- 607-6444

Method 8290 Sample Analysis Results

Client - Pioneer Technologies Corporation

Client's Sample ID	SP-29_ZONE4_101509_1		
Lab Sample ID	10114819003		
Filename	F91023A_07		
Injected By	BAL		
Total Amount Extracted	13.2 g	Matrix	Solid
% Moisture	19.6	Dilution	NA
Dry Weight Extracted	10.6 g	Collected	10/15/2009 15:00
ICAL ID	F91021	Received	10/16/2009 09:55
CCal Filename(s)	F91022B_13 & F91023A_16	Extracted	10/20/2009 15:30
Method Blank ID	BLANK-22071	Analyzed	10/23/2009 05:41

Native Isomers	Conc ng/Kg	EMPC ng/Kg	RL ng/Kg		Internal Standards	ng's Added	Percent Recovery
2,3,7,8-TCDF	0.57	-----	0.16	J	2,3,7,8-TCDF-13C	2.00	59
Total TCDF	3.40	-----	0.16		2,3,7,8-TCDD-13C	2.00	65
					1,2,3,7,8-PeCDF-13C	2.00	58
2,3,7,8-TCDD	ND	-----	0.17		2,3,4,7,8-PeCDF-13C	2.00	67
Total TCDD	1.60	-----	0.17		1,2,3,7,8-PeCDD-13C	2.00	76
					1,2,3,4,7,8-HxCDF-13C	2.00	83
1,2,3,7,8-PeCDF	0.22	-----	0.11	J	1,2,3,6,7,8-HxCDF-13C	2.00	86
2,3,4,7,8-PeCDF	0.30	-----	0.12	J	2,3,4,6,7,8-HxCDF-13C	2.00	83
Total PeCDF	3.20	-----	0.11	J	1,2,3,7,8,9-HxCDF-13C	2.00	81
					1,2,3,4,7,8-HxCDD-13C	2.00	90
1,2,3,7,8-PeCDD	ND	-----	0.19		1,2,3,6,7,8-HxCDD-13C	2.00	93
Total PeCDD	1.40	-----	0.19	J	1,2,3,4,6,7,8-HpCDF-13C	2.00	71
					1,2,3,4,7,8,9-HpCDF-13C	2.00	68
1,2,3,4,7,8-HxCDF	ND	-----	0.22		1,2,3,4,6,7,8-HpCDD-13C	2.00	84
1,2,3,6,7,8-HxCDF	-----	0.29	0.13	I	OCDD-13C	4.00	69
2,3,4,6,7,8-HxCDF	-----	0.46	0.19	I			
1,2,3,7,8,9-HxCDF	ND	-----	0.20		1,2,3,4-TCDD-13C	2.00	NA
Total HxCDF	1.30	-----	0.19	J	1,2,3,7,8,9-HxCDD-13C	2.00	NA
1,2,3,4,7,8-HxCDD	ND	-----	0.25		2,3,7,8-TCDD-37Cl4	0.20	64
1,2,3,6,7,8-HxCDD	0.49	-----	0.20	J			
1,2,3,7,8,9-HxCDD	-----	0.30	0.18	I			
Total HxCDD	4.50	-----	0.21	J			
1,2,3,4,6,7,8-HpCDF	1.30	-----	0.26	BJ	Total 2,3,7,8-TCDD		
1,2,3,4,7,8,9-HpCDF	ND	-----	0.17		Equivalence: 0.55 ng/Kg		
Total HpCDF	3.50	-----	0.22	J	(Using 2005 WHO Factors - Using PRL/2 where ND)		
1,2,3,4,6,7,8-HpCDD	7.00	-----	0.27				
Total HpCDD	15.00	-----	0.27				
OCDF	2.70	-----	0.30	J			
OCDD	66.00	-----	0.24				

Conc = Concentration (Totals include 2,3,7,8-substituted isomers).
EMPC = Estimated Maximum Possible Concentration
RL = Reporting Limit.

ND = Not Detected
NA = Not Applicable
NC = Not Calculated

Results reported on a dry weight basis and are valid to no more than 2 significant figures.
J = Estimated value
B = Less than 10x higher than method blank level
I = Interference present

REPORT OF LABORATORY ANALYSIS

This report shall not be reproduced, except in full,
without the written consent of Pace Analytical Services, Inc.

Pace Analytical Services, Inc.
1700 Elm Street - Suite 200
Minneapolis, MN 55414

Tel: 612-607-1700
Fax: 612- 607-6444

Method 8290 Sample Analysis Results

Client - Pioneer Technologies Corporation

Client's Sample ID	SP-29_ZONE4_101509_2		
Lab Sample ID	10114819004		
Filename	F91023A_08		
Injected By	BAL		
Total Amount Extracted	11.2 g	Matrix	Solid
% Moisture	6.8	Dilution	NA
Dry Weight Extracted	10.4 g	Collected	10/15/2009 15:30
ICAL ID	F91021	Received	10/16/2009 09:55
CCal Filename(s)	F91022B_13 & F91023A_16	Extracted	10/20/2009 15:30
Method Blank ID	BLANK-22071	Analyzed	10/23/2009 06:30

Native Isomers	Conc ng/Kg	EMPC ng/Kg	RL ng/Kg		Internal Standards	ng's Added	Percent Recovery
2,3,7,8-TCDF	1.50	-----	0.068		2,3,7,8-TCDF-13C	2.00	69
Total TCDF	25.00	-----	0.068		2,3,7,8-TCDD-13C	2.00	78
					1,2,3,7,8-PeCDF-13C	2.00	61
2,3,7,8-TCDD	0.48	-----	0.087	J	2,3,4,7,8-PeCDF-13C	2.00	67
Total TCDD	23.00	-----	0.087		1,2,3,7,8-PeCDD-13C	2.00	74
					1,2,3,4,7,8-HxCDF-13C	2.00	82
1,2,3,7,8-PeCDF	1.40	-----	0.170	J	1,2,3,6,7,8-HxCDF-13C	2.00	82
2,3,4,7,8-PeCDF	3.00	-----	0.082	J	2,3,4,6,7,8-HxCDF-13C	2.00	78
Total PeCDF	39.00	-----	0.120		1,2,3,7,8,9-HxCDF-13C	2.00	72
					1,2,3,4,7,8-HxCDD-13C	2.00	85
1,2,3,7,8-PeCDD	1.80	-----	0.140	J	1,2,3,6,7,8-HxCDD-13C	2.00	81
Total PeCDD	24.00	-----	0.140		1,2,3,4,6,7,8-HpCDF-13C	2.00	61
					1,2,3,4,7,8,9-HpCDF-13C	2.00	62
1,2,3,4,7,8-HxCDF	-----	4.8	0.280	P	1,2,3,4,6,7,8-HpCDD-13C	2.00	73
1,2,3,6,7,8-HxCDF	2.40	-----	0.300	J	OCDD-13C	4.00	61
2,3,4,6,7,8-HxCDF	2.10	-----	0.300	J			
1,2,3,7,8,9-HxCDF	0.77	-----	0.440	J	1,2,3,4-TCDD-13C	2.00	NA
Total HxCDF	54.00	-----	0.330		1,2,3,7,8,9-HxCDD-13C	2.00	NA
1,2,3,4,7,8-HxCDD	1.60	-----	0.260	J	2,3,7,8-TCDD-37Cl4	0.20	78
1,2,3,6,7,8-HxCDD	5.40	-----	0.240				
1,2,3,7,8,9-HxCDD	2.00	-----	0.240	J			
Total HxCDD	63.00	-----	0.250				
1,2,3,4,6,7,8-HpCDF	33.00	-----	0.460		Total 2,3,7,8-TCDD		
1,2,3,4,7,8,9-HpCDF	2.50	-----	0.510	J	Equivalence: 8.2 ng/Kg		
Total HpCDF	160.00	-----	0.490		(Using 2005 WHO Factors - Using PRL/2 where ND)		
1,2,3,4,6,7,8-HpCDD	220.00	-----	1.300				
Total HpCDD	650.00	-----	1.300				
OCDF	180.00	-----	0.310				
OCDD	2700.00	-----	0.360				

Conc = Concentration (Totals include 2,3,7,8-substituted isomers).
EMPC = Estimated Maximum Possible Concentration
RL = Reporting Limit.

ND = Not Detected
NA = Not Applicable
NC = Not Calculated

Results reported on a dry weight basis and are valid to no more than 2 significant figures.
J = Estimated value
P = PCDE Interference

REPORT OF LABORATORY ANALYSIS

This report shall not be reproduced, except in full,
without the written consent of Pace Analytical Services, Inc.

Pace Analytical Services, Inc.
1700 Elm Street - Suite 200
Minneapolis, MN 55414

Tel: 612-607-1700
Fax: 612- 607-6444

Method 8290 Blank Analysis Results

Lab Sample ID	BLANK-22071	Matrix	Solid
Filename	F91023A_04	Dilution	NA
Total Amount Extracted	10.2 g	Extracted	10/20/2009 15:30
ICAL ID	F91021	Analyzed	10/23/2009 03:16
CCal Filename(s)	F91022B_13 & F91023A_16	Injected By	BAL

Native Isomers	Conc ng/Kg	EMPC ng/Kg	RL ng/Kg		Internal Standards	ng's Added	Percent Recovery
2,3,7,8-TCDF	ND	-----	0.083		2,3,7,8-TCDF-13C	2.00	58
Total TCDF	ND	-----	0.083		2,3,7,8-TCDD-13C	2.00	68
					1,2,3,7,8-PeCDF-13C	2.00	60
2,3,7,8-TCDD	ND	-----	0.067		2,3,4,7,8-PeCDF-13C	2.00	70
Total TCDD	ND	-----	0.067		1,2,3,7,8-PeCDD-13C	2.00	78
					1,2,3,4,7,8-HxCDF-13C	2.00	75
1,2,3,7,8-PeCDF	ND	-----	0.076		1,2,3,6,7,8-HxCDF-13C	2.00	82
2,3,4,7,8-PeCDF	ND	-----	0.070		2,3,4,6,7,8-HxCDF-13C	2.00	82
Total PeCDF	ND	-----	0.073		1,2,3,7,8,9-HxCDF-13C	2.00	76
					1,2,3,4,7,8-HxCDD-13C	2.00	90
1,2,3,7,8-PeCDD	ND	-----	0.100		1,2,3,6,7,8-HxCDD-13C	2.00	86
Total PeCDD	ND	-----	0.100		1,2,3,4,6,7,8-HpCDF-13C	2.00	68
					1,2,3,4,7,8,9-HpCDF-13C	2.00	62
1,2,3,4,7,8-HxCDF	ND	-----	0.170		1,2,3,4,6,7,8-HpCDD-13C	2.00	78
1,2,3,6,7,8-HxCDF	ND	-----	0.110		OCDD-13C	4.00	59
2,3,4,6,7,8-HxCDF	ND	-----	0.120				
1,2,3,7,8,9-HxCDF	ND	-----	0.150		1,2,3,4-TCDD-13C	2.00	NA
Total HxCDF	ND	-----	0.140		1,2,3,7,8,9-HxCDD-13C	2.00	NA
1,2,3,4,7,8-HxCDD	ND	-----	0.170		2,3,7,8-TCDD-37Cl4	0.20	66
1,2,3,6,7,8-HxCDD	ND	-----	0.140				
1,2,3,7,8,9-HxCDD	ND	-----	0.140				
Total HxCDD	ND	-----	0.150				
1,2,3,4,6,7,8-HpCDF	0.24	-----	0.210	J	Total 2,3,7,8-TCDD		
1,2,3,4,7,8,9-HpCDF	ND	-----	0.250		Equivalence: 0.16 ng/Kg		
Total HpCDF	0.24	-----	0.230	J	(Using 2005 WHO Factors - Using PRL/2 where ND)		
1,2,3,4,6,7,8-HpCDD	0.34	-----	0.150	J			
Total HpCDD	0.80	-----	0.150	J			
OCDF	ND	-----	0.480				
OCDD	2.40	-----	0.460	J			

Conc = Concentration (Totals include 2,3,7,8-substituted isomers).
EMPC = Estimated Maximum Possible Concentration
RL = Reporting Limit

Results reported on a dry weight basis and are valid to no more than 2 significant figures.
J = Estimated value

REPORT OF LABORATORY ANALYSIS

This report shall not be reproduced, except in full,
without the written consent of Pace Analytical Services, Inc.

Pace Analytical Services, Inc.
1700 Elm Street - Suite 200
Minneapolis, MN 55414

Tel: 612-607-1700
Fax: 612- 607-6444

Method 8290 Laboratory Control Spike Results

Lab Sample ID	LCS-22072		
Filename	F91023A_01	Matrix	Solid
Total Amount Extracted	10.0 g	Dilution	NA
ICAL ID	F91021	Extracted	10/20/2009 15:30
CCal Filename(s)	F91022B_13 & F91023A_16	Analyzed	10/23/2009 00:50
Method Blank ID	BLANK-22071	Injected By	BAL

Native Isomers	**Qs** (ng)	**Qm** (ng)	% Rec.	**Internal Standards**	**ng's Added**	**Percent Recovery**
2,3,7,8-TCDF	0.20	0.20	100	2,3,7,8-TCDF-13C	2.00	70
Total TCDF				2,3,7,8-TCDD-13C	2.00	79
				1,2,3,7,8-PeCDF-13C	2.00	69
2,3,7,8-TCDD	0.20	0.20	99	2,3,4,7,8-PeCDF-13C	2.00	75
Total TCDD				1,2,3,7,8-PeCDD-13C	2.00	87
				1,2,3,4,7,8-HxCDF-13C	2.00	79
1,2,3,7,8-PeCDF	1.00	1.05	105	1,2,3,6,7,8-HxCDF-13C	2.00	80
2,3,4,7,8-PeCDF	1.00	0.99	99	2,3,4,6,7,8-HxCDF-13C	2.00	81
Total PeCDF				1,2,3,7,8,9-HxCDF-13C	2.00	77
				1,2,3,4,7,8-HxCDD-13C	2.00	94
1,2,3,7,8-PeCDD	1.00	0.91	91	1,2,3,6,7,8-HxCDD-13C	2.00	84
Total PeCDD				1,2,3,4,6,7,8-HpCDF-13C	2.00	71
				1,2,3,4,7,8,9-HpCDF-13C	2.00	65
1,2,3,4,7,8-HxCDF	1.00	0.98	98	1,2,3,4,6,7,8-HpCDD-13C	2.00	80
1,2,3,6,7,8-HxCDF	1.00	1.02	102	OCDD-13C	4.00	60
2,3,4,6,7,8-HxCDF	1.00	1.01	101			
1,2,3,7,8,9-HxCDF	1.00	0.98	98	1,2,3,4-TCDD-13C	2.00	NA
Total HxCDF				1,2,3,7,8,9-HxCDD-13C	2.00	NA
1,2,3,4,7,8-HxCDD	1.00	0.89	89	2,3,7,8-TCDD-37Cl4	0.20	78
1,2,3,6,7,8-HxCDD	1.00	1.06	106			
1,2,3,7,8,9-HxCDD	1.00	0.94	94			
Total HxCDD						
1,2,3,4,6,7,8-HpCDF	1.00	0.99	99			
1,2,3,4,7,8,9-HpCDF	1.00	1.00	100			
Total HpCDF						
1,2,3,4,6,7,8-HpCDD	1.00	0.92	92			
Total HpCDD						
OCDF	2.00	1.85	93			
OCDD	2.00	2.12	106			

Qs = Quantity Spiked
Qm = Quantity Measured
Rec. = Recovery (Expressed as Percent)
R = Recovery outside of target range
Y = RF averaging used in calculations
Nn = Value obtained from additional analysis
NA = Not Applicable
* = See Discussion

REPORT OF LABORATORY ANALYSIS

This report shall not be reproduced, except in full,
without the written consent of Pace Analytical Services, Inc.

DRAGON
Analytical Laboratory

RCRA CHAIN OF CUSTODY RECORD

2818 Madrona Beach Rd. NW, Olympia, WA 98502
Phone: (360) 866-0543 Fax: (360) 866-0556
Email: DragonLab@comcast.net

Samples Collected By: KK
Contact Number:

Client: PTC
Address: 2612 Yelm Hwy SE Olympia WA 98501
Phone: 576-1700
Fax:
Email: robertskraus pioneer.com
Project Name: Eastbay IA Stockpiles
Project Location:
Project Number:
Project P.O.:
Contact Person:
DAL Project No.: 091214-04

Matrix Code:
WW = wastewater GW = groundwater S = soil or solid
SL = sludge V = vapor O = other

Sample Identification	Sample Matrix	Date Sampled	Time Sampled	Container Type	MtBE/BTEX (EPA 8021b)	Gasoline (NWTPH-Gx)	Diesel (NWTPH-Dx)	Diesel & Oil (NWTPH-Dx)	Fuel Scan (NWTPH-HCID)	VOC's (EPA 8021b)	Organochlorine Pesticides (EPA 8081)	PCB's (EPA 8082)	Volatiles (EPA 8260)	PAH's (EPA 8100 or 8270/8270SIM)	Semi-Volatiles (EPA 8270)	Ignitability (EPA 1010)	Oil and Grease (EPA 1664 HEM)	pH (EPA 9040/9045)	Specific Conductance (EPA 9050)	Paint Filter Test (EPA 9095)	Heavy Metals* (EPA 7000 Series)	Biogenic Gases (EPA 3C)	Natural Attenuation Indicators	Gross Alpha Radioactivity (EPA 900)	Gross Beta Radioactivity (EPA 900)	TCLP Pb
SP33_Zone4_121409_comp	S	12/14/09	0945																							X
SP25_Zone4_121409_comp1		12/14/09	1015																							X
SP25_Zone4_121409_comp2			1030																							X
SP30_Zone4_121409_comp			1145																							X
SP29_Zone4_121409_comp			1000																							X
SP35_Zone4_121409_comp			1530																							X
SP30_Zone4_121409			1130		X	X		X				X		X							X					
SP31_Zone2_121409			1200		X	X		X				X		X							X					
SP32_Zone3_121409			1330		X	X		X				X		X							X					
SP33_Zone3_121409			1400		X	X		X				X		X							X					
SP34_Zone3_121409			1415		X	X		X				X		X							X					
SP35_Zone4_121409	↓	↓	1530		X	X		X				X		X							X					

Hold all samples for TB 12/15/09 1700

EMAIL 12-18-09 T. Bussey for ANAL. of SP-33 and SP 34

Relinquished by (Signature)	Date/Time	Received by (Signature)	Date/Time
Melody Tim	12/14/09/400	[signature]	12/14/09 16:25
Relinquished by (Signature)	Date/Time	Received by (Signature)	Date/Time

Sample Disposal Instructions: ☐ DAL Disposal @ $2.50 per Container ☐ Return ☐ Pickup

Turn-Around-Time
☐ Same Day
☐ 24 Hour
☐ 48 Hour
☒ 5 Day
☐ 10 Day
☒ 3 day for TCLP
☐ Other:

*Heavy Metals: Please circle the desired analytes.

Ag Al (As) Ba Be (Cd) Cr Cr-VI Co Cu Fe Hg Li Mg Mn Mo Ni (Pb) Sb Se Tl V Zn - (Total)
Ag Al As Ba Be Cd Cr Cr-VI Co Cu Fe Hg Li Mg Mn Mo Ni Pb Sb Se Tl V Zn - Dissolved
Ag Al As Ba Be Cd Cr Cr-VI Co Cu Fe Hg Li Mg Mn Mo Ni (Pb) Sb Se Tl V Zn - TCLP

9

DRAGON ANALYTICAL LABORATORY

2818 Madrona Beach Rd NW, Olympia WA 98502
(360) 866-0543

Hazardous Waste, Microbiology, NPDES, Potable and Non-potable Water
Mobile Environmental Laboratory

Pioneer Technologies Corporation
Project: East Bay IA Stockpiles

DAL Number: 091214-04

ANALYTICAL RESULTS FOR THE ANALYSIS OF FUEL IN SOIL

Sample Identification	Date Analyzed	Percent Solids (%)	Diesel Fuel #2 NWTPH-Dx (mg/kg)	Heavy Oil NWTPH-Dx (mg/kg)	Surrogate Recovery 2-FBP (%)	Data Flags
Method Blank	12/28/2009	n/a	nd	nd	103	
SP33-ZONE3-121409	12/28/2009	90.1	nd	nd	107	
SP34-ZONE3-121409	12/28/2009	87.9	nd	nd	78.5	
LCS	12/28/2009	n/a	113%	n/a	n/a	
091001-MS	12/28/2009	n/a	67.0%	n/a	n/a	
Method Reporting Limits			25	100		

WA-DOE-Laboratory Certification No.: C2013
"nd" indicates the analyte was not detected at or above the listed Method Reporting Limit.
"n/a" indicates not applicable
Sample results based on dry weight.
Comments and Explanations: None

Analyst: J. Thomas
Data reviewed by: RL

DRAGON ANALYTICAL LABORATORY

2818 Madrona Beach Rd NW, Olympia WA 98502
(360) 866-0543

Hazardous Waste, Microbiology, NPDES, Potable and Non-potable Water
Mobile Environmental Laboratory

Pioneer Technologies Corporation
Project: East Bay IA Stockpiles

DAL Number: 091214-04

ANALYTICAL RESULTS FOR THE ANALYSIS OF GASOLINE RANGE ORGANICS IN SOIL

Sample Identification	Date Analyzed	Percent Solids (%)	Benzene EPA 8021B (mg/kg)	Toluene EPA 8021B (mg/kg)	Ethylbenzene EPA 8021B (mg/kg)	m&p-Xylene EPA 8021B (mg/kg)	o-Xylene EPA 8021B (mg/kg)	Gasoline NWTPH-Gx (mg/kg)	Surrogate Recovery BFB (%)	Data Flags
Method Blank	12/29/2009	n/a	nd	nd	nd	nd	nd	nd	95.6	
SP33-ZONE3-121409	12/29/2009	90.1	nd	nd	nd	nd	nd	nd	111	
SP34-ZONE3-121409	12/29/2009	87.9	nd	nd	nd	nd	nd	nd	124	
LCS	12/29/2009	n/a	79.4%	84.2%	n/a	n/a	n/a	87.0%	n/a	
091229-MS	12/29/2009	n/a	113%	102%	170%	134%	151%	87.0%	n/a	
Method Reporting Limits			0.05	0.10	0.10	0.10	0.10	5.0		

WA-DOE-Laboratory Certification No.: C2013
"nd" indicates the analyte was not detected at or above the listed Method Reporting Limit.
"n/a" indicates not applicable
Sample results based on dry weight.

Comments and Explanations: None

Analyst: J. Thomas
Data reviewed by: RL

DRAGON ANALYTICAL LABORATORY

2818 Madrona Beach Rd NW, Olympia WA 98502
(360) 866-0543

Hazardous Waste, Microbiology, NPDES, Potable and Non-potable Water
Mobile Environmental Laboratory

Pioneer Technologies Corporation
Project: East Bay IA Stockpiles

DAL Number: 091214-04

ANALYTICAL RESULTS FOR THE ANALYSIS OF HEAVY METALS IN SOIL BY EPA METHOD 6020 A

Sample Identification	Date Analyzed	Percent Solids	Arsenic (As)	Cadmium (Cd)	Lead (Pb)
Chemical Abstract Number (CAS)			7440-38-2	7440-43-9	7439-92-1
Units		(%)	(mg/kg)	(mg/kg)	(mg/kg)
Method Blank	12/28/2009	n/a	nd	nd	nd
SP33-ZONE3-121409	12/28/2009	90.1	**3.98**	**0.33**	**35.8**
SP34-ZONE3-121409	12/28/2009	87.9	**3.79**	**0.25**	**7.3**
LCS	12/28/2009	n/a	119%	114%	117%
091028-MS	12/28/2009	n/a	MI	MI	MI
091028-MSD	12/28/2009	n/a	MI	MI	MI
Method Reporting Limits			0.25	0.25	0.25

WA-DOE-Laboratory Certification No.: C2013
"nd" indicates the analyte was not detected at or above the listed Method Reporting Limit.
"n/a" indicates not applicable
"MI" indicates Matrix Interference
Sample results based on dry weight.
Comments and Explanations: None

Analyst: C. Altis
Data reviewed by: RL

DRAGON ANALYTICAL LABORATORY

2818 Madrona Beach Rd NW, Olympia WA 98502
(360) 866-0543

Hazardous Waste, Microbiology, NPDES, Potable and Non-potable Water
Mobile Environmental Laboratory

Pioneer Technologies Corporation
Project: East Bay IA Stockpiles

DAL Number: 091214-04

ANALYTICAL RESULTS FOR THE ANALYSIS OF SEMI-VOLATILE COMPOUNDS IN SOIL BY EPA METHOD 8270

Sample Identification			Blank	SP33-ZONE3-121409	SP34-ZONE3-121409	LCS	091223- MS	091223- MSD	SP34-ZONE3-121409 Dup.
Percent Solids (%)			n/a	90.1	87.9	n/a	n/a	n/a	87.9
Date Extracted	CAS	MRL	12/23/2009	12/23/2009	12/23/2009	12/23/2009	12/23/2009	12/23/2009	12/23/2009
Date Anlayzed	Number	(mg/kg)	12/23/2009	12/23/2009	12/23/2009	12/23/2009	12/23/2009	12/23/2009	12/23/2009
Benzo(a)anthracene	56-55-3	0.01	nd	nd	nd	74.0%	n/a	n/a	nd
Benzo(a)pyrene	50-32-8	0.01	nd	nd	nd	72.8%	n/a	n/a	nd
Benzo(b)fluoranthene	205-99-2	0.01	nd	nd	nd	75.8%	n/a	n/a	nd
Benzo(k)fluoranthene	207-08-9	0.01	nd	nd	nd	80.0%	n/a	n/a	nd
Chrysene	218-01-9	0.01	nd	nd	nd	77.6%	n/a	n/a	nd
Dibenzo(a,h)anthracene	53-70-3	0.01	nd	nd	nd	59.4%	n/a	n/a	nd
Ideno(1,2,3-cd)pyrene	193-39-5	0.01	nd	nd	nd	36.3%	n/a	n/a	nd
1-Methylnaphthalene	90-12-0	0.01	nd	nd	nd	87.3%	n/a	n/a	nd
2-Methylnaphthalene	91-57-6	0.01	0.05	nd	nd	94.0%	n/a	n/a	nd
Naphthalene	91-20-3	0.01	nd	nd	nd	79.8%	n/a	n/a	nd
Phenol	108-95-2	0.05	n/a	n/a	n/a	n/a	88.8%	89.6%	n/a
1,4-Dichlorobenzene	106-46-7	0.05	n/a	n/a	n/a	n/a	100%	102%	n/a
n-Nitroso-*di-n*-propylamine	621-64-7	0.05	n/a	n/a	n/a	n/a	82.8%	82.4%	n/a
1,2,4-Trichlorobenzene	120-82-1	0.05	n/a	n/a	n/a	n/a	103%	102%	n/a
3-Methyl-4-chlorophenol	59-50-7	0.05	n/a	n/a	n/a	n/a	97.7%	98.3%	n/a
Acenaphthene	83-32-9	0.05	n/a	n/a	n/a	n/a	73.0%	73.1%	n/a
2,4-Dinitrotoluene	121-14-2	0.05	n/a	n/a	n/a	n/a	98.9%	100%	n/a
4-Nitrophenol	100-07-7	0.05	n/a	n/a	n/a	n/a	99.2%	92.6%	n/a
4-Chlorophenyl phenyl ether	7005-72-3	0.05	n/a	n/a	n/a	n/a	90.4%	90.3%	n/a
Pentachlorophenol	87-86-5	0.05	n/a	n/a	n/a	n/a	94.3%	92.1%	n/a
Pyrene	129-00-0	0.05	n/a	n/a	n/a	n/a	92.0%	93.1%	n/a
Surrogate Recovery (%)									
2-Fluorophenol			59.4	54.9	71.1	81.5	72.3	72.9	69.9
Phenol-d6			63.2	58.8	64	79.9	71.6	72.6	62.1
Nitrobenzene-d5			66.1	71.6	72.2	83.2	80.3	80.7	72.4
2-Fluorobiphenol			97.5	97.7	98.5	93.5	93.4	93.8	96.3
2,4,6-Tribromophenol			67.4	66.1	73.5	91.7	83.8	81.7	74.2
Terphenyl-d14			114	97.2	103	81.7	81.9	82.7	95
Data Flags									

WA-DOE-Laboratory Certification No.: C2013
"nd" indicates the analyte was not detected at or above the listed Method Reporting Limit.
"n/a" indicates not applicable
Sample results based on dry weight.
Comments and Explanations: None

Analyst: T. McCall
Data reviewed by: RL

DRAGON ANALYTICAL LABORATORY

2818 Madrona Beach Rd NW, Olympia WA 98502
(360) 866-0543

Hazardous Waste, Microbiology, NPDES, Potable and Non-potable Water
Mobile Environmental Laboratory

Pioneer Technologies Corporation
Project: East Bay IA Stockpiles

DAL Number: 091214-04

ANALYTICAL RESULTS FOR THE ANALYSIS OF PCB's IN SOIL BY EPA METHOD 8082

Sample Identification	Date Analyzed	Percent Solids (%)	Aroclor 1016 (mg/kg)	Aroclor 1221 (mg/kg)	Aroclor 1232 (mg/kg)	Aroclor 1242 (mg/kg)	Aroclor 1248 (mg/kg)	Aroclor 1254 (mg/kg)	Aroclor 1260 (mg/kg)	Surrogate Recovery TCMX (%)	Surrogate Recovery DCBP (%)	Data Flags
Method Blank	12/22/2009	n/a	nd	nd	nd	nd	nd	nd	nd	110	78.2	
SP33-ZONE3-121409	12/22/2009	90.1	nd	nd	nd	nd	nd	nd	nd	104	82.4	
SP34-ZONE3-121409	12/22/2009	87.9	nd	nd	nd	nd	nd	nd	nd	125	126	
LCS	12/22/2009	n/a	105%	n/a	n/a	n/a	n/a	n/a	122%	121	96.9	
091222-MS	12/22/2009	n/a	102%	n/a	n/a	n/a	n/a	n/a	85.5%	98.8	85.2	
SP34-ZONE3-121409 Dup.	12/22/2009	87.9	nd	nd	nd	nd	nd	nd	nd	107	85.8	
Method Reporting Limits			0.05	0.05	0.05	0.05	0.05	0.05	0.05			

WA-DOE-Laboratory Certification No.: C2013
"nd" indicates the analyte was not detected at or above the listed Method Reporting Limit.
"n/a" indicates not applicable
All results based on dry weight.

Comments and Explanations: None

Analyst: T. McCall
Data reviewed by: RL

DRAGON ANALYTICAL LABORATORY

2818 Madrona Beach Rd NW, Olympia WA 98502
(360) 866-0543

Hazardous Waste, Microbiology, NPDES, Potable and Non-potable Water
Mobile Environmental Laboratory

PTC
Eastbay IA Stockpiles Project

DAL Project No.: 091214-04

ANALYTICAL RESULTS FOR THE ANALYSIS OF TCLP HEAVY METALS IN SOIL BY EPA METHOD 1311

Sample Identification	Date Analyzed	Lead (Pb)	Data Flags
Chemical Abstract Number (CAS)		7439-92-1	
Analytical Method		EPA 6020	
Units		(mg/L)	
Method Blank	12/16/2009	nd	
SP23-Zone 4-121409 Comp.	12/16/2009	nd	
SP25-Zone 4-121409 Comp. 1	12/16/2009	nd	
SP25-Zone 4-121409 Comp. 2	12/16/2009	nd	
SP30-Zone 4-121409 Comp.	12/16/2009	nd	
SP29-Zone 4-121409 Comp.	12/16/2009	nd	
SP35-Zone 4-121409 Comp.	12/16/2009	nd	
SP25-Zone 4-121409 Comp. 1 Dup.	12/16/2009	nd	
LCS	12/16/2009	97.5%	
SP25-Zone 4-121409 Comp. 1 MS	12/16/2009	106%	
Method Detection Limit (MDL)		0.25	

WA-DOE-Laboratory Certification No.: C2013

"nd" indicates the analyte was not detected at or above the listed Method Reporting Limit.

"n/a" indicates not applicable

Comments and Explanations: None

Analyst: T. McCall

Data reviewed by: R. Lewis

DRAGON ANALYTICAL LABORATORY

2818 Madrona Beach Rd NW, Olympia WA 98502
(360) 866-0543

Hazardous Waste, Microbiology, NPDES, Potable and Non-potable Water
Mobile Environmental Laboratory

PTC
Eastbay IA Stockpiles Project

DAL Project No.: 091214-04

QUALITY CONTROL RESULTS FOR THE ANALYSIS OF TCLP HEAVY METALS IN SOIL BY EPA METHOD 1311

Sample Preparation Information for TCLP by EPA Method 1311

Sample Identification	Method Blank
Percent Solids	100
No. of Extractions	1
Type of Extraction	Rotary
Extraction Fluid	#1
Date Extracted	12/15/2009

Sample Preparation Information for TCLP by EPA Method 1311

Sample Identification	SP23-Zone 4-121409 Comp.
Percent Solids	91.2
No. of Extractions	1
Type of Extraction	Rotary
Extractiopn Fluid	#1
Date Extracted	12/15/2009

Sample Preparation Information for TCLP by EPA Method 1311

Sample Identification	SP25-Zone 4-121409 Comp. 1
Percent Solids	91.7
No. of Extractions	1
Type of Extraction	Rotary
Extractiopn Fluid	#1
Date Extracted	12/15/2009

Sample Preparation Information for TCLP by EPA Method 1311

Sample Identification	SP25-Zone 4-121409 Comp. 2
Percent Solids	91.6
No. of Extractions	1
Type of Extraction	Rotary
Extraction Fluid	#1
Date Extracted	12/15/2009

Sample Preparation Information for TCLP by EPA Method 1311

Sample Identification	SP30-Zone 4-121409 Comp.
Percent Solids	92.8
No. of Extractions	1
Type of Extraction	Rotary
Extraction Fluid	#1
Date Extracted	12/15/2009

Sample Preparation Information for TCLP by EPA Method 1311

Sample Identification	SP29-Zone 4-121409 Comp.
Percent Solids	89.2
No. of Extractions	1
Type of Extraction	Rotary
Extraction Fluid	#1
Date Extracted	12/15/2009

Comments and Explanations: None

Analyst: T. McCall
Data reviewed by: R. Lewis

DRAGON ANALYTICAL LABORATORY

2818 Madrona Beach Rd NW, Olympia WA 98502
(360) 866-0543

Hazardous Waste, Microbiology, NPDES, Potable and Non-potable Water
Mobile Environmental Laboratory

PTC
Eastbay IA Stockpiles Project

DAL Project No.: 091214-04

QUALITY CONTROL RESULTS FOR THE ANALYSIS OF TCLP HEAVY METALS IN SOIL BY EPA METHOD 1311

Sample Preparation Information for TCLP by EPA Method 1311

Sample Identification	SP35-Zone 4-121409 Comp.
Percent Solids	88.9
No. of Extractions	1
Type of Extraction	Rotary
Extraction Fluid	#1
Date Extracted	12/15/2009

Sample Preparation Information for TCLP by EPA Method 1311

Sample Identification	SP25-Zone 4-121409 Comp. 1 Dup.
Percent Solids	91.2
No. of Extractions	1
Type of Extraction	Rotary
Extractiopn Fluid	#1
Date Extracted	12/15/2009

Sample Preparation Information for TCLP by EPA Method 1311

Sample Identification	SP25-Zone 4-121409 Comp. 1 MS
Percent Solids	100
No. of Extractions	1
Type of Extraction	Rotary
Extractiopn Fluid	#1
Date Extracted	12/15/2009

Sample Preparation Information for TCLP by EPA Method 1311

Sample Identification	LCS
Percent Solids	100
No. of Extractions	1
Type of Extraction	Rotary
Extraction Fluid	#1
Date Extracted	12/15/2009

Comments and Explanations: None

Analyst: T. McCall
Data reviewed by: R. Lewis

Pace Analytical®
www.pacelabs.com

1130

CHAIN-OF-CUSTODY / Analytical Request Document

The Chain-of-Custody is a LEGAL DOCUMENT. All relevant fields must be completed accurately.

10118817

Page: of 1269214

Section A Required Client Information:

Company: PTC
Address: 2612 Yelm Hwy SE
Olympia, WA 98501
Email To: robertsk@cuspioneer.com
Phone: 360 570 1700 Fax:
Requested Due Date/TAT: 5day

Section B Required Project Information:

Report To:
Copy To:
Purchase Order No.: Credit Card
Project Name: East Bay IA Stockpiles
Project Number:

Section C Invoice Information:

Attention:
Company Name:
Address:
Pace Quote Reference:
Pace Project Manager: Scott Unze
Pace Profile #:

REGULATORY AGENCY

☐ NPDES ☐ GROUND WATER ☐ DRINKING WATER
☐ UST ☐ RCRA ☐ OTHER

Site Location STATE: WA

Requested Analysis Filtered (Y/N)

ITEM #	Section D Required Client Information — SAMPLE ID (A-Z, 0-9 / ,-) Sample IDs MUST BE UNIQUE	MATRIX CODE (see valid codes to left)	SAMPLE TYPE (G=GRAB C=COMP)	COLLECTED COMPOSITE START DATE	COMPOSITE START TIME	COMPOSITE END/GRAB DATE	COMPOSITE END/GRAB TIME	SAMPLE TEMP AT COLLECTION	# OF CONTAINERS	Preservatives: Unpreserved	H_2SO_4	HNO_3	HCl	NaOH	$Na_2S_2O_3$	Methanol	Other	Analysis Test ↓ Y/N	Dioxin/Furans 8290	Residual Chlorine (Y/N)	Pace Project No./ Lab I.D.
1	SP30-Zone4-121409	SL	G			12409	1130		1										X		1
2	SP31-Zone2-121409						1200												X		2
3	SP32-Zone3-121409						1330												X		3
4	SP33-Zone3-121409						1400												X		4
5	SP34-Zone3-121409						1415												X		5
6	SP35-Zone4-121409						1530												X		6
7																					
8																					
9																					
10																					
11																					
12																					

ADDITIONAL COMMENTS	RELINQUISHED BY / AFFILIATION	DATE	TIME	ACCEPTED BY / AFFILIATION	DATE	TIME	SAMPLE CONDITIONS
5day TAT by Email	Kara Roberts / PTC	121409	1700	Matt Fin / Pace	12-15-09	1000	1.8° Y Y Y

Temp in °C | Received on Ice (Y/N) | Custody Sealed Cooler (Y/N) | Samples Intact (Y/N)

ORIGINAL

SAMPLER NAME AND SIGNATURE
PRINT Name of SAMPLER: Kara Roberts
SIGNATURE of SAMPLER: Kara Roberts
DATE Signed (MM/DD/YY): 12/14/09

*Important Note: By signing this form you are accepting Pace's NET 30 day payment terms and agreeing to late charges of 1.5% per month for any invoices not paid within 30 days.

Pace Analytical™

www.pacelabs.com

Pace Analytical Services, Inc.
1700 Elm Street
Minneapolis, MN 55414
Phone: 612.607.1700
Fax: 612.607.6444

Report Prepared for:

Troy Bussey
Pioneer Technologies Corporation
2612 Yelm Highway S.E.
Suite B
Olympia WA 98501-4826

REPORT OF LABORATORY ANALYSIS FOR PCDD/PCDF

Report Information:

Pace Project #: 10118817
Sample Receipt Date: 12/15/2009
Client Project #: EAST BAY IA STOCKPILES
Client Sub PO #: N/A
State Cert #: C755

Invoicing & Reporting Options:

The report provided has been invoiced as a Level 2 PCDD/PCDF Report. If an upgrade of this report package is requested, an additional charge may be applied.

Please review the attached invoice for accuracy and forward any questions to Scott Unze, your Pace Project Manager.

This report has been reviewed by:



January 13, 2010

Scott Unze, Project Manager
(612) 607-6383
(612) 607-6444 (fax)
scott.unze@pacelabs.com

Report Prepared Date:
January 13, 2010

ACCREDITED IN ACCORDANCE WITH nelac

Report of Laboratory Analysis

This report should not be reproduced, except in full, without the written consent of Pace Analytical Services, Inc.

The results relate only to the samples included in this report.

Pace Analytical Services, Inc.
1700 Elm Street
Minneapolis, MN 55414
Phone: 612.607.1700
Fax: 612.607.6444

DISCUSSION

This report presents the results from the analyses performed on two samples submitted by a representative of Pioneer Technologies Corporation. The samples were analyzed for the presence or absence of polychlorodibenzo-p-dioxins (PCDDs) and polychlorodibenzofurans (PCDFs) using a modified version of USEPA Method 8290. Reporting limits were based on signal-to-noise calculations.

The recoveries of the isotopically-labeled PCDD/PCDF internal standards in the sample extracts ranged from 38-102%. With the exceptions of three low values, which were flagged "R" on the results tables, the labeled standard recoveries obtained for this project were within the 40-135% target range specified in Method 8290. Since the quantification of the native 2,3,7,8-substituted isomers was based on isotope dilution, the data were automatically corrected for variation in recovery and accurate values were obtained.

In some cases, interfering substances impacted the determinations of PCDD or PCDF congeners. The affected values were flagged "I" where incorrect isotope ratios were obtained, or "P" where polychlorinated diphenyl ethers were present.

A laboratory method blank was prepared and analyzed with the sample batch as part of our routine quality control procedures. The results show the blank to be free of PCDDs and PCDFs at the reporting limits.

A laboratory spike sample was also prepared with the sample batch using clean sand that had been fortified with native standard materials. The results show that the spiked native compounds were recovered at 81-104%. These results indicate a high degree of accuracy for these determinations. Matrix spikes were prepared with the sample batch using sample material from a separate project; results from these analyses will be provided upon request.

This report shall not be reproduced, except in full,
without the written consent of Pace Analytical Services, Inc.

Pace Analytical Services, Inc.
1700 Elm Street - Suite 200
Minneapolis, MN 55414

Tel: 612-607-1700
Fax: 612- 607-6444

Minnesota Laboratory Certifications

Authority	Certificate #	Authority	Certificate #
Alabama	40770	Montana	92
Alaska	MN00064	Nebraska	
Arizona	AZ0014	Nevada	MN00064_2000
Arkansas	88-0680	New Jersey (NE	MN002
California	01155CA	New Mexico	MN00064
Colorado	MN00064	New York (NEL	11647
Connecticut	PH-0256	North Carolina	27700
EPA Region 5	WD-15J	North Dakota	R-036
EPA Region 8	8TMS-Q	Ohio	4150
Florida (NELAP	E87605	Ohio VAP	CL101
Georgia (DNR)	959	Oklahoma	D9922
Guam	09-019r	Oregon (ELAP)	MN200001-005
Hawaii	SLD	Oregon (OREL	MN200001-005
Idaho	MN00064	Pennsylvania	68-00563
Illinois	200012	Saipan	MP0003
Indiana		South Carolina	74003001
Indiana	C-MN-01	Tennesee	2818
Iowa	368	Tennessee	02818
Kansas	E-10167	Texas	T104704192-08
Kentucky	90062	Utah (NELAP)	PAM
Louisiana	LA0900016	Virginia	00251
Maine	2007029	Washington	C755
Maryland	322	West Virginia	9952C
Michigan	9909	Wisconsin	999407970
Minnesota	027-053-137	Wyoming	8TMS-Q
Mississippi	MN00064		

REPORT OF LABORATORY ANALYSIS

This report shall not be reproduced, except in full,
without the written consent of Pace Analytical Services, Inc.

Appendix A

Sample Management

Sample Condition Upon Receipt

Pace Analytical

Client Name: PTC **Project #** 10118817

Courier: ☒ Fed Ex ☐ UPS ☐ USPS ☐ Client ☐ Commercial ☐ Pace Other _____

Tracking #: 8392 2231 5286

Optional: Proj. Due Date: Proj. Name:

Custody Seal on Cooler/Box Present: ☒ yes ☐ no **Seals intact:** ☒ yes ☐ no

Packing Material: ☒ Bubble Wrap ☒ Bubble Bags ☐ None ☐ Other _____ **Temp Blank:** Yes X No _____

Thermometer Used 80344042 or 179425 **Type of Ice:** Wet Blue None ☐ Samples on ice, cooling process has begun

Cooler Temperature 1.8° **Biological Tissue is Frozen:** Yes No

Temp should be above freezing to 6°C

Date and initials of person examining contents: 12-15-09 MS

Comments:

Chain of Custody Present:	☑Yes ☐No ☐N/A	1.
Chain of Custody Filled Out:	☑Yes ☐No ☐N/A	2.
Chain of Custody Relinquished:	☑Yes ☐No ☐N/A	3.
Sampler Name & Signature on COC:	☑Yes ☐No ☐N/A	4.
Samples Arrived within Hold Time:	☑Yes ☐No ☐N/A	5.
Short Hold Time Analysis (<72hr):	☐Yes ☑No ☐N/A	6.
Rush Turn Around Time Requested:	☑Yes ☐No ☐N/A	7.
Sufficient Volume:	☑Yes ☐No ☐N/A	8.
Correct Containers Used:	☑Yes ☐No ☐N/A	9.
-Pace Containers Used:	☑Yes ☐No ☐N/A	
Containers Intact:	☑Yes ☐No ☐N/A	10.
Filtered volume received for Dissolved tests	☐Yes ☐No ☑N/A	11.
Sample Labels match COC:	☑Yes ☐No ☐N/A	12.
-Includes date/time/ID/Analysis Matrix: SL		
All containers needing acid/base preservation have been checked. Noncompliance are noted in 13.	☐Yes ☐No ☑N/A	13. ☐ HNO3 ☐ H2SO4 ☐ NaOH ☐ HCl Samp #
All containers needing preservation are found to be in compliance with EPA recommendation.	☐Yes ☐No ☑N/A	
Exceptions: VOA,Coliform, TOC, Oil and Grease, WI-DRO (water)	☐Yes ☑No	Initial when completed / Lot # of added preservative
Samples checked for dechlorination:	☐Yes ☐No ☑N/A	14.
Headspace in VOA Vials (>6mm):	☐Yes ☐No ☑N/A	15.
Trip Blank Present:	☐Yes ☐No ☑N/A	16.
Trip Blank Custody Seals Present	☐Yes ☐No ☑N/A	
Pace Trip Blank Lot # (if purchased): _____		

Client Notification/ Resolution: Field Data Required? Y / N

Person Contacted: _____ Date/Time: _____

Comments/ Resolution: _____

Project Manager Review: [signature] **Date:** 12/15/09

Note: Whenever there is a discrepancy affecting North Carolina compliance samples, a copy of this form will be sent to the North Carolina DENR.

Pace Analytical Services, Inc.
1700 Elm Street - Suite 200
Minneapolis, MN 55414

Tel: 612-607-1700
Fax: 612- 607-6444

Reporting Flags

A = Reporting Limit based on signal to noise

B = Less than 10x higher than method blank level

C = Result obtained from confirmation analysis

D = Result obtained from analysis of diluted sample

E = Exceeds calibration range

I = Interference present

J = Estimated value

Nn = Value obtained from additional analysis

P = PCDE Interference

R = Recovery outside target range

S = Peak saturated

U = Analyte not detected

V = Result verified by confirmation analysis

X = %D Exceeds limits

Y = Calculated using average of daily RFs

* = See Discussion

This report shall not be reproduced, except in full,
without the written consent of Pace Analytical Services, Inc.

Appendix B

Sample Analysis Summary

Pace Analytical Services, Inc.
1700 Elm Street - Suite 200
Minneapolis, MN 55414

Tel: 612-607-1700
Fax: 612- 607-6444

Method 8290 Sample Analysis Results

Client - Pioneer Technologies Corporation

Client's Sample ID	SP33-ZONE3-121409		
Lab Sample ID	10118817004		
Filename	U91226A_12		
Injected By	BAL		
Total Amount Extracted	11.0 g	Matrix	Solid
% Moisture	10.2	Dilution	NA
Dry Weight Extracted	9.92 g	Collected	12/14/2009 14:00
ICAL ID	U91029	Received	12/15/2009 10:00
CCal Filename(s)	U91226A_01 & U91226A_17	Extracted	12/21/2009 21:00
Method Blank ID	BLANK-23102	Analyzed	12/27/2009 02:41

Native Isomers	Conc ng/Kg	EMPC ng/Kg	RL ng/Kg		Internal Standards	ng's Added	Percent Recovery
2,3,7,8-TCDF	2.20	-----	0.37		2,3,7,8-TCDF-13C	2.00	68
Total TCDF	45.00	-----	0.37		2,3,7,8-TCDD-13C	2.00	80
					1,2,3,7,8-PeCDF-13C	2.00	66
2,3,7,8-TCDD	0.80	-----	0.26	J	2,3,4,7,8-PeCDF-13C	2.00	69
Total TCDD	44.00	-----	0.26		1,2,3,7,8-PeCDD-13C	2.00	83
					1,2,3,4,7,8-HxCDF-13C	2.00	95
1,2,3,7,8-PeCDF	2.20	-----	0.81	J	1,2,3,6,7,8-HxCDF-13C	2.00	75
2,3,4,7,8-PeCDF	4.80	-----	0.59	J	2,3,4,6,7,8-HxCDF-13C	2.00	78
Total PeCDF	60.00	-----	0.70		1,2,3,7,8,9-HxCDF-13C	2.00	70
					1,2,3,4,7,8-HxCDD-13C	2.00	102
1,2,3,7,8-PeCDD	2.90	-----	1.10	J	1,2,3,6,7,8-HxCDD-13C	2.00	75
Total PeCDD	49.00	-----	1.10		1,2,3,4,6,7,8-HpCDF-13C	2.00	70
					1,2,3,4,7,8,9-HpCDF-13C	2.00	60
1,2,3,4,7,8-HxCDF	-----	3.4	0.46	I	1,2,3,4,6,7,8-HpCDD-13C	2.00	73
1,2,3,6,7,8-HxCDF	3.20	-----	0.43	J	OCDD-13C	4.00	39 R
2,3,4,6,7,8-HxCDF	2.10	-----	0.48	J			
1,2,3,7,8,9-HxCDF	1.60	-----	0.51	J	1,2,3,4-TCDD-13C	2.00	NA
Total HxCDF	37.00	-----	0.47		1,2,3,7,8,9-HxCDD-13C	2.00	NA
1,2,3,4,7,8-HxCDD	2.60	-----	0.73	J	2,3,7,8-TCDD-37Cl4	0.20	80
1,2,3,6,7,8-HxCDD	8.20	-----	0.58				
1,2,3,7,8,9-HxCDD	4.40	-----	0.55	J			
Total HxCDD	91.00	-----	0.62				
1,2,3,4,6,7,8-HpCDF	29.00	-----	0.42		Total 2,3,7,8-TCDD		
1,2,3,4,7,8,9-HpCDF	2.40	-----	0.67	J	Equivalence: 9.5 ng/Kg		
Total HpCDF	34.00	-----	0.54		(Using 2005 WHO Factors - Using PRL/2 where ND)		
1,2,3,4,6,7,8-HpCDD	130.00	-----	0.51				
Total HpCDD	240.00	-----	0.51				
OCDF	130.00	-----	0.78				
OCDD	930.00	-----	0.73				

Conc = Concentration (Totals include 2,3,7,8-substituted isomers).
EMPC = Estimated Maximum Possible Concentration
RL = Reporting Limit.

ND = Not Detected
NA = Not Applicable
NC = Not Calculated

Results reported on a dry weight basis and are valid to no more than 2 significant figures.
J = Estimated value
R = Recovery outside target range
I = Interference present

REPORT OF LABORATORY ANALYSIS

This report shall not be reproduced, except in full,
without the written consent of Pace Analytical Services, Inc.

Pace Analytical Services, Inc.
1700 Elm Street - Suite 200
Minneapolis, MN 55414

Tel: 612-607-1700
Fax: 612- 607-6444

Method 8290 Sample Analysis Results

Client - Pioneer Technologies Corporation

Client's Sample ID	SP34-ZONE3-121409		
Lab Sample ID	10118817005		
Filename	U91226A_13		
Injected By	BAL		
Total Amount Extracted	11.1 g	Matrix	Solid
% Moisture	13.8	Dilution	NA
Dry Weight Extracted	9.59 g	Collected	12/14/2009 14:15
ICAL ID	U91029	Received	12/15/2009 10:00
CCal Filename(s)	U91226A_01 & U91226A_17	Extracted	12/21/2009 21:00
Method Blank ID	BLANK-23102	Analyzed	12/27/2009 03:30

Native Isomers	Conc ng/Kg	EMPC ng/Kg	RL ng/Kg		Internal Standards	ng's Added	Percent Recovery	
2,3,7,8-TCDF	ND	-----	0.45		2,3,7,8-TCDF-13C	2.00	60	
Total TCDF	4.30	-----	0.45		2,3,7,8-TCDD-13C	2.00	64	
					1,2,3,7,8-PeCDF-13C	2.00	59	
2,3,7,8-TCDD	ND	-----	0.37		2,3,4,7,8-PeCDF-13C	2.00	63	
Total TCDD	5.30	-----	0.37		1,2,3,7,8-PeCDD-13C	2.00	74	
					1,2,3,4,7,8-HxCDF-13C	2.00	82	
1,2,3,7,8-PeCDF	ND	-----	0.62		1,2,3,6,7,8-HxCDF-13C	2.00	75	
2,3,4,7,8-PeCDF	1.10	-----	0.73	J	2,3,4,6,7,8-HxCDF-13C	2.00	70	
Total PeCDF	7.40	-----	0.67		1,2,3,7,8,9-HxCDF-13C	2.00	62	
					1,2,3,4,7,8-HxCDD-13C	2.00	87	
1,2,3,7,8-PeCDD	ND	-----	0.68		1,2,3,6,7,8-HxCDD-13C	2.00	75	
Total PeCDD	5.80	-----	0.68		1,2,3,4,6,7,8-HpCDF-13C	2.00	65	
					1,2,3,4,7,8,9-HpCDF-13C	2.00	55	
1,2,3,4,7,8-HxCDF	-----	1.90	0.37	P	1,2,3,4,6,7,8-HpCDD-13C	2.00	69	
1,2,3,6,7,8-HxCDF	0.76	-----	0.38	J	OCDD-13C	4.00	38	R
2,3,4,6,7,8-HxCDF	-----	0.78	0.33	I				
1,2,3,7,8,9-HxCDF	ND	-----	0.68		1,2,3,4-TCDD-13C	2.00	NA	
Total HxCDF	9.80	-----	0.44		1,2,3,7,8,9-HxCDD-13C	2.00	NA	
1,2,3,4,7,8-HxCDD	ND	-----	0.78		2,3,7,8-TCDD-37Cl4	0.20	64	
1,2,3,6,7,8-HxCDD	3.00	-----	0.76	J				
1,2,3,7,8,9-HxCDD	-----	1.60	0.69	I				
Total HxCDD	28.00	-----	0.75					
1,2,3,4,6,7,8-HpCDF	12.00	-----	0.56		Total 2,3,7,8-TCDD			
1,2,3,4,7,8,9-HpCDF	ND	-----	1.10		Equivalence: 2.9 ng/Kg			
Total HpCDF	38.00	-----	0.82		(Using 2005 WHO Factors - Using PRL/2 where ND)			
1,2,3,4,6,7,8-HpCDD	99.00	-----	0.58					
Total HpCDD	320.00	-----	0.58					
OCDF	52.00	-----	0.73					
OCDD	1200.00	-----	0.82					

Conc = Concentration (Totals include 2,3,7,8-substituted isomers).
EMPC = Estimated Maximum Possible Concentration
RL = Reporting Limit.

ND = Not Detected
NA = Not Applicable
NC = Not Calculated

Results reported on a dry weight basis and are valid to no more than 2 significant figures.
J = Estimated value
R = Recovery outside target range
P = PCDE Interference
I = Interference present

REPORT OF LABORATORY ANALYSIS

This report shall not be reproduced, except in full,
without the written consent of Pace Analytical Services, Inc.

Pace Analytical Services, Inc.
1700 Elm Street - Suite 200
Minneapolis, MN 55414

Tel: 612-607-1700
Fax: 612- 607-6444

Method 8290 Blank Analysis Results

Lab Sample ID	BLANK-23102	Matrix	Solid
Filename	F91224B_06	Dilution	NA
Total Amount Extracted	10.0 g	Extracted	12/21/2009 21:00
ICAL ID	F91217	Analyzed	12/24/2009 13:19
CCal Filename(s)	F91224B_01 & F91224B_08	Injected By	AE

Native Isomers	Conc ng/Kg	EMPC ng/Kg	RL ng/Kg	Internal Standards	ng's Added	Percent Recovery
2,3,7,8-TCDF	ND	-----	0.140	2,3,7,8-TCDF-13C	2.00	67
Total TCDF	ND	-----	0.140	2,3,7,8-TCDD-13C	2.00	74
				1,2,3,7,8-PeCDF-13C	2.00	65
2,3,7,8-TCDD	ND	-----	0.180	2,3,4,7,8-PeCDF-13C	2.00	68
Total TCDD	ND	-----	0.180	1,2,3,7,8-PeCDD-13C	2.00	91
				1,2,3,4,7,8-HxCDF-13C	2.00	74
1,2,3,7,8-PeCDF	ND	-----	0.100	1,2,3,6,7,8-HxCDF-13C	2.00	81
2,3,4,7,8-PeCDF	ND	-----	0.079	2,3,4,6,7,8-HxCDF-13C	2.00	73
Total PeCDF	ND	-----	0.091	1,2,3,7,8,9-HxCDF-13C	2.00	70
				1,2,3,4,7,8-HxCDD-13C	2.00	80
1,2,3,7,8-PeCDD	ND	-----	0.100	1,2,3,6,7,8-HxCDD-13C	2.00	81
Total PeCDD	ND	-----	0.100	1,2,3,4,6,7,8-HpCDF-13C	2.00	65
				1,2,3,4,7,8,9-HpCDF-13C	2.00	56
1,2,3,4,7,8-HxCDF	ND	-----	0.074	1,2,3,4,6,7,8-HpCDD-13C	2.00	71
1,2,3,6,7,8-HxCDF	ND	-----	0.097	OCDD-13C	4.00	37 R
2,3,4,6,7,8-HxCDF	ND	-----	0.093			
1,2,3,7,8,9-HxCDF	ND	-----	0.083	1,2,3,4-TCDD-13C	2.00	NA
Total HxCDF	ND	-----	0.087	1,2,3,7,8,9-HxCDD-13C	2.00	NA
1,2,3,4,7,8-HxCDD	ND	-----	0.120	2,3,7,8-TCDD-37Cl4	0.20	74
1,2,3,6,7,8-HxCDD	ND	-----	0.110			
1,2,3,7,8,9-HxCDD	ND	-----	0.120			
Total HxCDD	ND	-----	0.120			
1,2,3,4,6,7,8-HpCDF	ND	-----	0.110	Total 2,3,7,8-TCDD		
1,2,3,4,7,8,9-HpCDF	ND	-----	0.130	Equivalence: 0.20 ng/Kg		
Total HpCDF	ND	-----	0.120	(Using 2005 WHO Factors - Using PRL/2 where ND)		
1,2,3,4,6,7,8-HpCDD	ND	-----	0.140			
Total HpCDD	ND	-----	0.140			
OCDF	ND	-----	0.340			
OCDD	ND	-----	0.500			

Conc = Concentration (Totals include 2,3,7,8-substituted isomers).
EMPC = Estimated Maximum Possible Concentration
RL = Reporting Limit

Results reported on a dry weight basis and are valid to no more than 2 significant figures.
R = Recovery outside target range

REPORT OF LABORATORY ANALYSIS

This report shall not be reproduced, except in full,
without the written consent of Pace Analytical Services, Inc.

Pace Analytical Services, Inc.
1700 Elm Street - Suite 200
Minneapolis, MN 55414

Tel: 612-607-1700
Fax: 612- 607-6444

Method 8290 Laboratory Control Spike Results

Lab Sample ID	LCS-23103		
Filename	F91224B_02	Matrix	Solid
Total Amount Extracted	10.0 g	Dilution	NA
ICAL ID	F91217	Extracted	12/21/2009 21:00
CCal Filename(s)	F91224B_01 & F91224B_08	Analyzed	12/24/2009 10:15
Method Blank ID	BLANK-23102	Injected By	AE

Native Isomers	**Qs** (ng)	**Qm** (ng)	% Rec.	**Internal Standards**	**ng's Added**	**Percent Recovery**
2,3,7,8-TCDF	0.20	0.20	100	2,3,7,8-TCDF-13C	2.0	69
Total TCDF				2,3,7,8-TCDD-13C	2.0	72
				1,2,3,7,8-PeCDF-13C	2.0	75
2,3,7,8-TCDD	0.20	0.20	98	2,3,4,7,8-PeCDF-13C	2.0	83
Total TCDD				1,2,3,7,8-PeCDD-13C	2.0	112
				1,2,3,4,7,8-HxCDF-13C	2.0	80
1,2,3,7,8-PeCDF	1.0	1.0	104	1,2,3,6,7,8-HxCDF-13C	2.0	86
2,3,4,7,8-PeCDF	1.0	0.96	96	2,3,4,6,7,8-HxCDF-13C	2.0	76
Total PeCDF				1,2,3,7,8,9-HxCDF-13C	2.0	66
				1,2,3,4,7,8-HxCDD-13C	2.0	90
1,2,3,7,8-PeCDD	1.0	0.86	86	1,2,3,6,7,8-HxCDD-13C	2.0	97
Total PeCDD				1,2,3,4,6,7,8-HpCDF-13C	2.0	72
				1,2,3,4,7,8,9-HpCDF-13C	2.0	63
1,2,3,4,7,8-HxCDF	1.0	0.97	97	1,2,3,4,6,7,8-HpCDD-13C	2.0	78
1,2,3,6,7,8-HxCDF	1.0	0.96	96	OCDD-13C	4.0	40
2,3,4,6,7,8-HxCDF	1.0	1.00	100			
1,2,3,7,8,9-HxCDF	1.0	0.95	95	1,2,3,4-TCDD-13C	2.0	NA
Total HxCDF				1,2,3,7,8,9-HxCDD-13C	2.0	NA
1,2,3,4,7,8-HxCDD	1.0	0.92	92	2,3,7,8-TCDD-37Cl4	0.20	66
1,2,3,6,7,8-HxCDD	1.0	0.90	90			
1,2,3,7,8,9-HxCDD	1.0	0.81	81			
Total HxCDD						
1,2,3,4,6,7,8-HpCDF	1.0	1.0	101			
1,2,3,4,7,8,9-HpCDF	1.0	0.93	93			
Total HpCDF						
1,2,3,4,6,7,8-HpCDD	1.0	0.88	88			
Total HpCDD						
OCDF	2.0	1.9	94			
OCDD	2.0	2.0	100			

Qs = Quantity Spiked
Qm = Quantity Measured
Rec. = Recovery (Expressed as Percent)
R = Recovery outside of target range

Y = RF averaging used in calculations
Nn = Value obtained from additional analysis
NA = Not Applicable
* = See Discussion

REPORT OF LABORATORY ANALYSIS

This report shall not be reproduced, except in full,
without the written consent of Pace Analytical Services, Inc.

DRAGON
Analytical Laboratory

2818 Madrona Beach Rd NW, Olympia, WA 98502
Phone: (360) 866-0543 Fax: (360) 866-0556
Email: DragonLab@comcast.net
Website: dragonlaboratory.com

Samples Collected By: Melody Tran
Contact Number: 360-570-1700

Client: PTC | Phone: 360-570-1700 | Project Name: East Bay IN Stockpiles | Project P.O.:

Address: 2612 Yelm Hwy SE Olympia WA 98501 | Fax: | Project Location: East Bay | Contact Person: Lara Eaton-Ris

Email: robert.st@uspioneer.com | Project Number: | DAL Project No.:

Matrix Code:
WW = wastewater GW = groundwater S = soil or solid
SL = sludge V = vapor O = other

| Sample Identification | Sample Matrix | Date Sampled | Time Sampled | Container Type | MtBE/BTEX (EPA 8021b) | Gasoline (NWTPH-Gx) | Diesel (NWTPH-Dx) | Diesel & Oil (NWTPH-Dx) | Fuel Scan (NWTPH-HCID) | VOC's (EPA 8021b) | Organochlorine Pesticides (EPA 8081) | PCB's (EPA 8082) | Volatiles (EPA 8260) | PAH's (EPA 8100 or 8270/8270SIM) | Semi-Volatiles (EPA 8270) | Ignitability (EPA 1010) | Oil and Grease (EPA 1664 HEM) | pH (EPA 9040/9045) | Specific Conductance (EPA 9050) | Paint Filter Test (EPA 9095) | Heavy Metals* (EPA 7000 Series) | Biogenic Gases (EPA 3C) | Natural Attenuation Indicators | Gross Alpha Radioactivity (EPA 900) | Gross Beta Radioactivity (EPA 900) | TCLP Pb | | |

PTC
Project: East Bay IA Stockpile

DAL Project No.: 100212-01

ANALYTICAL RESULTS FOR THE ANALYSIS OF TCLP HEAVY METALS IN SOIL BY EPA METHOD 1311

Sample Identification	Date Analyzed	Lead (Pb)	Data Flags
Chemical Abstract Number (CAS)		7439-92-1	
Analytical Method		EPA 6020	
Units		(mg/L)	
Method Blank	2/17/2010	nd	
SP36-Zone 4-021210-comp	2/17/2010	nd	
SP36-Zone 4-021210-comp Dup	2/17/2010	nd	
100212-LCS	2/17/2010	104%	
SP36-Zone 4-021210-comp MS	2/17/2010	110%	
SP36-Zone 4-0212310-comp MSD	2/17/2010	109%	
Method Reporting Limit (MRL)		0.25	

WA-DOE-Laboratory Certification No.: C2013

"nd" indicates the analyte was not detected at or above the listed Method Reporting Limit.

"n/a" indicates not applicable

Comments and Explanations: None

Analyst: C. Altis

Data reviewed by: R. Lewis

Data Quality Review
East Bay Redevelopment Site – Interim Action (IA) Soil Stockpile Samples

1. Precision

Precision was assessed via the relative percent difference (RPD) for matrix spike duplicates. As shown in the analytical reports, all documented matrix spike duplicate RPDs were within acceptable ranges listed in the IA Work Plan (PIONEER 2009), with the following exceptions:

- Matrix spike duplicate RPDs for arsenic were either outside the acceptable range listed in the IAWP or were not reported (due to matrix interferences or other issues) for all samples except for the samples associated with SP07 through SP16_2. Matrix spike duplicate RPDs for lead were either outside the acceptable range listed in the IAWP or were not reported (due to matrix interferences or other issues) for all samples except for the samples associated with SP07 through SP08_2 and SP12 through SP16_2. Matrix spike duplicate RPDs for cadmium were either outside the acceptable range listed in the IAWP or were not reported (due to matrix interferences or other issues) for the samples associated with SP20 through SP29_2, SP33, and SP34. A J-flag was added to all of the affected sample results in which the target analyte was detected since the frequency and nature of unacceptable RPDs may be indicative of a larger laboratory issue.
- United States Environmental Protection Agency (USEPA) Method SW846-8021B matrix spike duplicate RPDs for o-xylene analyses associated with the SP09, SP10, SP17, SP18, and SP20 through SP23 samples were outside the acceptable range listed in the IAWP, but the target analyte was not detected in these samples.
- USEPA Method SW846-8290 matrix spike duplicate RPDs for 1,2,3,4,6,7,8,9-octachlorodibenzo-p-dioxin (OCDD) associated with the SP21 through SP26 samples were outside the acceptable range listed in the IAWP. In addition, the matrix spike duplicate RPDs for 1,2,3,4,7,8,9-heptachlorodibenzenofuran associated with the SP24_1 through SP26 samples were outside the acceptable range listed in the IAWP. The associated results were not qualified given the ubiquitous background presence of these congeners.

2. Accuracy

Accuracy was assessed by analysis of laboratory method blanks as well as recoveries in blank spikes, matrix spikes, and surrogates. As shown in the analytical reports, no analytes were detected in laboratory method blanks, and documented recoveries for blank spikes, matrix spikes, and primary sample surrogates were within acceptable ranges listed in the IAWP (PIONEER 2009), with the following exceptions:

- Matrix spike recoveries for arsenic were either outside the acceptable range listed in the IAWP or were not reported (due to matrix interferences or other issues) for all samples except for the samples associated with SP07 through SP08_2 and SP12 through SP16_2. Matrix spike recoveries for lead were either outside the acceptable range listed in the IAWP or were not reported (due to matrix interferences or other issues) for all samples except for the samples associated with SP12 through SP16_2. Matrix spike recoveries for cadmium were either outside the acceptable range listed in the IAWP or were not reported (due to matrix interferences or other issues) for the samples associated with SP07 through SP08_2, SP20 through SP29_2, SP33, and SP34. A J-flag was added to all of the affected sample results in which the target analyte was detected since the frequency and nature of unacceptable recoveries may be indicative of a larger laboratory issue.
- USEPA Method SW846-8021B matrix spike recoveries for ethylbenzene and/or xylenes analyses associated with the SP11, SP33, and SP34 samples were outside the acceptable range listed in the IAWP, but none of the target analytes were detected in these samples.
- USEPA Method SW846-8021B surrogate recoveries associated with the SP12 and SP17 samples were barely outside the acceptable range listed in the IAWP (but not the acceptable range for Washington State Department of Ecology [Ecology] Method NWTPH-G), but none of the target analytes were detected in these samples.

- The analyte 2-methylnapthalene was detected in the method blank for USEPA Method SW846-8270 analyses associated with the SP33 and SP34 samples, but was not detected in these primary samples.
- The surrogate recovery for USEPA Method SW846-8270 associated with the SP18 sample was outside the acceptable range listed in the IAWP, and a J-flag was added to the detected SP18 results. The surrogate recovery for USEPA Method SW846-8270 associated with the SP20 sample was also outside the acceptable range listed in the IAWP, but none of the target analytes were detected in the SP20 sample.
- The surrogate recovery for Ecology Method NWTPH-Dx associated with the SP29_1 sample was outside the acceptable range listed in the IAWP, but none of the target analytes were detected in that sample.
- Trace levels of select congeners were detected in several dioxins/furans method blanks, but corresponding congener results associated with these method blanks were appropriately qualified by the laboratory.
- The matrix spike recoveries for OCDD associated with the USEPA Method SW846-8290 analyses of the SP21 through SP26 samples were outside the acceptable range listed in the IAWP. The associated results were not qualified given the ubiquitous background presence of OCDD.
- The surrogate recoveries for OCDD-carbon 13 associated with the USEPA Method SW846-8290 analyses of the SP13, SP22, SP25_3, SP33, and SP34 samples were outside the acceptable range listed in the IAWP. The associated results were not qualified since the OCDD-carbon 13 surrogates were barely outside the acceptable range and the recoveries for other USEPA Method SW846-8290 surrogates in these samples were acceptable.

3. Representativeness

Representativeness was assessed by evaluating the sample collection, preservation, handling, and analysis procedures. Samples were collected, preserved, handled, and analyzed in accordance with the IAWP (PIONEER 2009), which was designed to obtain representative samples. In addition, all samples were extracted and analyzed within appropriate holding times listed in the IAWP (PIONEER 2009).

4. Comparability

Comparability was assessed by comparing current sample collection and analysis procedures with historical procedures. The samples were collected and analyzed with standard procedures and are comparable with other site data as qualified.

5. Sensitivity

Sensitivity was assessed by comparing actual practical quantitation limits (PQLs) with project-specific PQL expectations. Because the laboratories selected to perform IA analyses were different than the presumptive laboratories at the time the IAWP was prepared, some of the PQL expectations needed to be adjusted from what is listed in the IAWP (PIONEER 2009). Based on personal correspondence with the Ecology Site Manager (Ecology 2009b), some of the IAWP PQL expectations were adjusted prior to the IA by considering Ecology's PQL expectations (Ecology 1995), laboratory capabilities, and IA cleanup levels. As shown in the following table, the laboratories were able to achieve actual PQLs that were equal to or lower than these revised PQL expectations, with the exception of a single dioxins/furans sample.

Constituent Type	IAWP PQL Expectations (PIONEER 2009) (mg/kg)	Revised PQL Expectations (Ecology 2009b) (mg/kg)	Actual PQLs During Interim Action (mg/kg)
Metals	2	0.25	0.25
PAHs [1]	0.1	0.01	0.01
Dioxins/furans [2]	0.000003	0.000005	0.00000026 – 0.0000063 [3]
TPH-D	50	50	25
TPH-HO	100	100	100
TPH-G	10	10	5
BTEX [1]	0.01	0.1	0.05 – 0.1
PCBs [1]	N/A	N/A	0.05

Notes:
BTEX = Benzene, toluene, ethylbenzene, and xylenes
Dioxins/furans = Chlorinated dibenzo-p-dioxins and chlorinated dibenzofurans
IAWP = Interim Action Work Plan (PIONEER 2009)
N/A = Not applicable
PAHs = Polycyclic aromatic hydrocarbons
PCBs = Polychlorinated biphenyls
PQL = Practical quantitation limit
TPH-D = Total petroleum hydrocarbons in the diesel range
TPH-G = Total petroleum hydrocarbons in the gasoline range
TPH-HO = Total petroleum hydrocarbons in the heavy oil range
[1] PQL values shown are for each constituent.
[2] Total PQL calculated using toxicity equivalency factors in Washington Administrative Code 173-340-708(8).
[3] Only one PQL out of 36 PQLs exceeded 0.000005 mg/kg.

6. Completeness

Completeness was assessed by calculating the percentage of useable results to all results. A total of 1,825 sample analyses were performed. All of the analyte results are useable as qualified. Thus, the completeness of the analytical data is 100 percent.

7. Conclusions

This data is deemed acceptable for use as presented by the laboratory, subject to the qualifications noted in this document. No corrective action or additional data qualification is necessary.

References

Ecology 1995. Toxics Cleanup Program Guidance on Sampling and Data Analysis Methods, Publication No. 94-49, January.

Ecology 2009b. Personal correspondence between Steve Teel and Troy Bussey regarding approval of proposed changes to practical quantitation limit expectations listed in IAWP, June 5.

PIONEER Technologies Corporation (PIONEER) 2009. Port of Olympia East Bay Site: Interim Action Work Plan, May.

USEPA 2004. USEPA Contract Laboratory Program National Functional Guidelines for Superfund Inorganic Data Review, October.

USEPA 2005. USEPA Analytical Services Branch (ASB) National Functional Guidelines for Chlorinated Dibenzo-p-Dioxins (CDDs) and Chlorinated Dibenzofurans (CDFs) Data Review, September.

USEPA 2008. USEPA Contract Laboratory Program National Functional Guidelines for Superfund Organic Method Data Review, July.

APPENDIX H

WASTE DISPOSAL DOCUMENTATION

DEPARTMENT OF BUILDING AND PLANNING

207 Fourth Avenue North
Kelso, WA 98626
TEL (360) 577-3052
FAX (360) 414-5550

www.co.cowlitz.wa.us/buildplan

Board of County Commissioners
Kathleen A. Johnson District 1
George Raiter District 2
Axel Swanson District 3

2009

SOLID WASTE HANDLING OPERATING PERMIT

Permit Number: **08-SW078**

Facility Name WEYERHAEUSER REGIONAL LANDFILL & MATERIAL RECOVERY FACILITY

Facility Location 3434 S SILVERLAKE RD. CASTLE ROCK WA 98611

Facility Type LIMITED PURPOSE LANDFILL

Landowner WEYERHAEUSER NR COMPANY

Operator WEYERHAEUSER NR COMPANY

Permitter: COWLITZ COUNTY DEPARTMENT OF BUILDING AND PLANNING

Section: 22,23,24,26 **Township:** 9N **Range:** 1W

Permit: New **Renewal** **X** **YEAR OF INITIAL PERMIT** 1993

The permittee is authorized to establish/operate the facility described above. This authorization is contingent upon compliance with applicable laws including, but not limited to, Chapter 173-350WAC, and Chapter 70.95 RCW.

Failure to comply may result in permit suspension, revocation, or the imposition of other sanctions, as provided by law.

Michael Wojtowicz
Director, Department of Building Planning

7/1/2009
Effective Date

6/30/2010
Expiration Date

cc: Chuck Matthews, DOE

DEPARTMENT OF BUILDING AND PLANNING

207 Fourth Avenue North
Kelso, WA 98626
TEL (360) 577-3052
FAX (360) 414-5550

www.co.cowlitz.wa.us/buildplan

Board of County Commissioners

Kathleen A. Johnson	District 1
George Raiter	District 2
Axel Swanson	District 3

June 16, 2009

Weyerhaeuser Regional Landfill
Attn: Larry Fulcher
3434 S. Silver Lake Road
Castle Rock, WA 98611

RE: PORT OF OLYMPIA EAST BAY SITE TEMPORARY DIRECT HAUL APPROVAL

Dear Mr. Fulcher,

This letter is written approval for a temporary exemption to the Annual Operating Permit, Section 6.2 Waste Disposal Limitations. Stan Palmer Construction, contractor for the project, is approved to direct haul petroleum contaminated soils from the East Bay Redevelopment Site, MTCA facility site #5785176, to the Weyerhaeuser Regional Landfill for the duration of this phase of the project, or approximately twenty days. The exemption request, dated June 12, 2009, was received and evaluated by Cowlitz County Environmental Health. The waste stream is approved for direct haul disposal at the Weyerhaeuser Regional Landfill with the following conditions:

1. Prior to acceptance of any petroleum contaminated soils from the Olympia East Bay Redevelopment Site, the Cleanup Action Plan wording must be amended to read something to the effect of "transported to and disposed of at a facility permitted to accept this type of material" instead of "transported to and disposed of at an off-site RCRA Subtitle D facility."
2. Direct truck hauling for the East Bay Redevelopment Site is approved for an average of 35 trucks per day, not to exceed 200 trucks per week, based on a five day week (Monday thru Friday). Cowlitz County Environmental Health shall be notified if truck deliveries from the project exceed these temporary limitations.
3. Temporary exemption is for Annual Operating Permit Section 6.2(b)(ii), relating to the number of trucks deliveries allowed per day / week, only. All other conditions in Section 6.2(b), relating to truck deliveries to the landfill, still apply.
4. Cowlitz County Environmental Health must be notified of the commencement and conclusion of the direct haul within five (5) business days.

Thank you for your patience during the review process. We look forward to working with you in the future. If you have any questions feel free to contact us at (360) 577-3052.

Sincerely,

Katie Bohren
Environmental Health Specialist I

Cc: Bill Harris, DOE
File

123 Foster Creek Rd
Toledo, WA 98591

Phone: (360) 864-4300 ext. 11
Fax: (360) 864-8339

GEE CEE'S INC.

Fax

To:	Weyerhaeuser	**From:**	ANN
Fax:	360-274-6393	**Date:**	July 20, 2009
Phone:	360-274-6492	**Pages:**	1
Re:	Scale certification	**Attn:**	Lisa

Following is a copy of our latest scale recalibration report.

FAIRBANKS SCALES

CAT SCALE RECALIBRATION REPORT

Date Inspected: 6/3/2009

CAT Site No. 278

Scale Company: Fairbanks Scales

Location: I-5 & Exit 57 Toledo, WA

Technician: Steve Jordan

State Reg No. A0-297

PLATFORM TEST SCALE 1

PRELIMINARY		AFTER ADJUSTMENT	
LOAD	READING	LOAD	READING
12,500	12500	12,500	

SECTION TEST SCALE 1

	SECTION 1	SECTION 2
CAPACITY	60000	60000
PRIMARY TEST	12500	12500
AFTER ADJUST		

STRAIN LOAD TEST

	12500	
TRUCK ONLY	TOTAL WEIGHTS	TOTAL TRUCK & WTS

PLATFORM TEST SCALE 2

PRELIMINARY		AFTER ADJUSTMENT	
LOAD	READING	LOAD	READING
12,500	12500	12,500	

SECTION TEST SCALE 2

	SECTION 1	SECTION 2
CAPACITY	60000	60000
PRIMARY TEST	12500	12500
AFTER ADJUST		

STRAIN LOAD TEST

	12500	
TRUCK ONLY	TOTAL WEIGHTS	TOTAL TRUCK & WTS

PLATFORM TEST SCALE 3

PRELIMINARY		AFTER ADJUSTMENT	
LOAD	READING	LOAD	READING
12,500	12500	12,500	
44600	44600		
44600	44600	N/A	
44600	44600		
44600	44600		

SECTION TEST SCALE 3

	SECTION 1	SECTION 2	SECTION 3	SECTION 4
CAPACITY	80000	80000	80000	80000
PRIMARY TEST	12500	12520	12520	12500
AFTER ADJUST	N/A	N/A	N/A	N/A

STRAIN LOAD TEST

32100	12500	44600
TRUCK ONLY	TOTAL WEIGHTS	TOTAL TRUCK & WTS

Copying permitted.

CUSTOMER NOTE: THIS IS NOT AN INVOICE. THIS IS YOUR ACKNOWLEDGEMENT THAT THE SERVICES REQUESTED HAVE BEEN PROVIDED. YOU WILL BE INVOICED SEPARATELY FOR ALL APPLICABLE CHARGES.

FAIRBANKS SERVICE

DAILY SERVICE REPORT

DATE 6-4-09

CUSTOMER NAME AND ADDRESS
CAT SCALE # 278
GEE-CEES Truckstop I5-Exit 57
Toledo WA

REPAIR AND SERVICE WORK ORDER NUMBER

CUSTOMER P.O. NO.

TEL. NO.

MODEL

SERIAL 43110160207

TYPE OF SERVICE: INSTALLATION FIELD REPAIR SHOP REPAIR GUARDIAN SERVICE MAINTENANCE AGREEMENT

RENTAL WARRANTY OTHER

SERVICE CENTER NAME	EMPLOYEE NUMBER	EMPLOYEE NAME
514	6736	Steve Jordan

WORK ACCOMPLISHED: I performed the regular scale PM as required. No adjustment was needed.

QTY	PARTS DESC. (NO PARTS USED ☐)

DESCRIPTION OF SERVICE TO BE DONE

Ta Ward

QTY	MATERIALS (NO MATERIALS USED ☐)

REMARKS - DELAYS:

☐ JOB INCOMPLETE

☒ JOB COMPLETE

Employee Signature

Customer Signature

☒ INSPECTION STICKER SIGNED & RECORD NEXT INSPECTION DATE

1ST COPY: CUSTOMER 2ND COPY: SERVICE CENTER 3RD COPY: PARTS/EXCHANGE 4TH COPY: TECHNICIAN

Copying Not Permitted

LOAD SUMMARY
Removal of Contaminated Soils

EAST BAY			GEE-CEE'S TRUCKSTOP					WEYERHAEUSER		
DATE DEPARTURE	TIME OF DEPARTURE	HAULER, DRIVER, TRUCK#	DATE	GROSS WGT (LBS)	TARE WGT (LBS)	NET WGT (LBS)	TICKET #	DATE ARRIVAL	TIME OF ARRIVAL	Load Count
7/15/2009	7:45 AM	Celorie Bros - Brock - #23	7/15/2009	105,580	40,040	65,540	94517116	7/15/2009	9:15A	1
7/15/2009	7:50 AM	Celorie Bros - Mark - #22	7/15/2009	104,700	40,380	64,320	94517117	7/15/2009	9:18A	2
7/15/2009	7:55 AM	Celorie Bros - Biggie - #21	7/15/2009	108,480	41,040	67,440	94517118	7/15/2009	9:25A	3
7/15/2009	8:00 AM	Celorie Bros - Mike - #11	7/15/2009	105,940	40,960	64,980	94517119	7/15/2009	9:44A	4
7/15/2009	8:05 AM	Celorie Bros - #8	7/15/2009	113,580	41,080	72,500	94517120	7/15/2009	9:45A	5
7/15/2009	11:45 AM	Celorie Bros - Brock - #23	7/15/2009	105,260	40,040	65,220	94517131	7/15/2009	1:18P	6
7/15/2009	11:50 AM	Celorie Bros - Mark - #22	7/15/2009	108,040	40,380	67,660	94517133	7/15/2009	1:22P	7
7/15/2009	11:55 AM	Celorie Bros - Biggie - #21	7/15/2009	107,260	41,040	66,220	94517134	7/15/2009	1:30P	8
7/15/2009	12:00 PM	Celorie Bros - Mike - #11	7/15/2009	107,180	40,960	66,220	94517136	7/15/2009	1:45P	9
7/15/2009	12:05 PM	Celorie Bros - Rick - #8	7/15/2009	94,080	41,080	53,000	94517137	7/15/2009	2:10P	10
7/16/2009	3:30 PM	Celorie Bros - Brock - #23	7/16/2009	105,940	40,040	65,900	94517152	7/16/2009	5:58A	11
7/16/2009	3:38 PM	Celorie Bros - Mark - #22	7/16/2009	105,600	40,380	65,220	94517154	7/16/2009	6:00A	12
7/16/2009	3:42 PM	Celorie Bros - Biggie - #21	7/16/2009	105,700	41,040	64,660	94517153	7/16/2009	6:00A	13
7/16/2009	3:56 PM	Celorie Bros - Rick - #8	7/16/2009	95,680	41,080	54,600	94517155	7/16/2009	6:05A	14
7/16/2009	4:02 PM	Celorie Bros - Mike - #11	7/16/2009	106,520	40,960	65,560	94517156	7/16/2009	6:10A	15
7/16/2009	7:55 AM	Celorie Bros - Brock - #23	7/16/2009	108,460	40,040	68,420	94517161	7/16/2009	9:40A	16
7/16/2009	8:00 AM	Celorie Bros - Mark - #22	7/16/2009	108,760	40,380	68,380	94517162	7/16/2009	9:43A	17
7/16/2009	8:00 AM	Celorie Bros - Biggie - #21	7/16/2009	104,720	41,040	63,680	94517163	7/16/2009	9:44A	18
7/16/2009	8:13 AM	Celorie Bros - Rick - #8	7/16/2009	100,020	41,080	58,940	94517164	7/16/2009	10:00A	19
7/16/2009	8:20 AM	Celorie Bros - Mike - #11	7/16/2009	104,160	40,960	63,200	94517165	7/16/2009	10:10A	20
7/16/2009	11:50 AM	Celorie Bros - Brock - #23	7/16/2009	105,780	40,040	65,740	94517174	7/16/2009	1:20P	21
7/16/2009	11:55 AM	Celorie Bros - Mark - #22	7/16/2009	107,640	40,380	67,260	94517175	7/16/2009	1:22P	22

DATE DEPARTURE	TIME OF DEPARTURE	HAULER, DRIVER, TRUCK#	DATE	GROSS WGT (LBS)	TARE WGT (LBS)	NET WGT (LBS)	TICKET #	DATE ARRIVAL	TIME OF ARRIVAL	Load Count
7/16/2009	12:00 PM	Celorie Bros - Biggie - #21	7/16/2009	105,440	41,040	64,400	94517177	7/16/2009	1:26P	23
7/16/2009	12:20 PM	Celorie Bros - Mike - #11	7/16/2009	108,340	40,960	67,380	94517179	7/16/2009	1:50P	24
7/16/2009	12:21 PM	Celorie Bros - Rick - #8	7/16/2009	101,260	41,060	60,200	94517180	7/16/2009	1:50P	25
7/17/2009	3:35 PM	Celorie Bros - Brock - #23	7/17/2009	103,360	40,040	63,320	94517193	7/17/2009	5:50A	26
7/17/2009	3:40 PM	Celorie Bros - Mark - #22	7/17/2009	106,160	40,380	65,780	94517195	7/17/2009	5:55A	27
7/17/2009	3:41 PM	Celorie Bros - Biggie - #21	7/17/2009	104,500	41,040	63,460	94517194	7/17/2009	5:55A	28
7/17/2009	3:50 PM	Celorie Bros - Mike - #11	7/17/2009	106,060	40,960	65,100	94517197	7/17/2009	6:10A	29
7/17/2009	3:55 PM	Celorie Bros - Rick - #8	7/17/2009	108,920	41,080	67,840	94517196	7/17/2009	6:15A	30
7/17/2009	7:45 AM	Celorie Bros - Brock - #23	7/17/2009	105,540	40,040	65,500	94525202	7/17/2009	9:40A	31
7/17/2009	7:55 AM	Celorie Bros - Mark - #22	7/17/2009	108,020	40,380	67,640	94525204	7/17/2009	9:50A	32
7/17/2009	8:05 AM	Celorie Bros - Biggie - #21	7/17/2009	107,220	41,040	66,180	94525205	7/17/2009	9:50A	33
7/17/2009	8:13 AM	Celorie Bros - Mike - #11	7/17/2009	109,400	40,960	68,440	94525207	7/17/2009	10:12A	34
7/17/2009	8:30 AM	Celorie Bros - Rick - #8	7/17/2009	106,700	41,080	65,620	94525208	7/17/2009	10:20A	35
7/17/2009	11:52 AM	Celorie Bros - Brock - #23	7/17/2009	106,880	40,040	66,840	94525217	7/17/2009	1:45P	36
7/17/2009	11:55 AM	Celorie Bros - Mark - #22	7/17/2009	106,960	40,380	66,580	94525216	7/17/2009	1:47P	37
7/17/2009	12:00 PM	Celorie Bros - Biggie - #21	7/17/2009	105,740	41,040	64,700	94525218	7/17/2009	1:47P	38
7/17/2009	12:30 PM	Celorie Bros - Rick - #8	7/17/2009	111,520	41,080	70,440	94525220	7/17/2009	2:20P	39
7/20/2009	7:50 AM	Celorie Bros - Brock - #23	7/20/2009	105,800	39,380	66,420	94525249	7/20/2009	8:40A	40
7/20/2009	7:55 AM	Celorie Bros - Biggie - #21	7/20/2009	104,440	40,560	63,880	94525251	7/20/2009	9:41A	41
7/20/2009	8:00 AM	Celorie Bros - Mark - #22	7/20/2009	107,080	39,800	67,280	94525250	7/20/2009	9:45A	42
7/20/2009	8:05 AM	Celorie Bros - Mike - #11	7/20/2009	106,700	40,960	65,740	94525252	7/20/2009	9:55A	43
7/20/2009	8:10 AM	Celorie Bros - Rick - #8	7/20/2009	109,160	41,100	68,060	94525253	7/20/2009	10:05A	44
7/20/2009	11:40 AM	Celorie Bros - Brock - #23	7/20/2009	106,380	39,380	67,000	94525260	7/20/2009	1:27A	45
7/20/2009	11:45 AM	Celorie Bros - Mark - #22	7/20/2009	104,880	39,800	65,080	94525261	7/20/2009	1:31P	46
7/20/2009	11:50 AM	Celorie Bros - Biggie - #21	7/20/2009	106,320	40,560	65,760	94525262	7/20/2009	1:34P	47
7/20/2009	11:55 AM	Celorie Bros - Rick - #8	7/20/2009	107,580	41,100	66,480	94525265	7/20/2009	1:45P	48

DATE DEPARTURE	TIME OF DEPARTURE	HAULER, DRIVER, TRUCK#	DATE	GROSS WGT (LBS)	TARE WGT (LBS)	NET WGT (LBS)	TICKET #	DATE ARRIVAL	TIME OF ARRIVAL	Load Count
7/20/2009	12:05 PM	Celorie Bros - Mike - #11	7/20/2009	105,420	40,960	64,460	94525264	7/20/2009	1:50P	49
7/20/2009	3:40 PM	Celorie Bros - Brock - #23	7/21/2009	104,120	39,380	64,740	94525286	7/21/2009	5:50A	50
7/20/2009	3:45 PM	Celorie Bros - Biggie - #21	7/21/2009	105,900	40,560	65,340	94525287	7/21/2009	5:50A	51
7/20/2009	3:50 PM	Celorie Bros - Mark - #22	7/21/2009	105,440	39,800	65,640	94525289	7/21/2009	5:52A	52
7/20/2009	4:00 PM	Celorie Bros - Rick - #8	7/21/2009	111,680	41,100	70,580	94525288	7/21/2009	5:52A	53
7/21/2009	7:45 AM	Celorie Bros - Brock - #23	7/21/2009	106,280	39,380	66,900	94525300	7/21/2009	9:35A	54
7/21/2009	7:50 AM	Celorie Bros - Mark - #22	7/21/2009	105,540	39,800	65,740	94525299	7/21/2009	9:35A	55
7/21/2009	7:55 AM	Celorie Bros - Biggie - #21	7/21/2009	103,280	40,560	62,720	94525301	7/21/2009	9:40A	56
7/21/2009	11:30 AM	Celorie Bros - Brock - #23	7/21/2009	102,700	39,380	63,320	94525313	7/21/2009	1:18P	57
7/21/2009	11:35 AM	Celorie Bros - Mark - #22	7/21/2009	105,880	39,800	66,080	94525314	7/21/2009	1:20P	58
7/21/2009	11:40 AM	Celorie Bros - Biggie - #21	7/21/2009	105,880	40,560	65,320	94525316	7/21/2009	1:23P	59
7/21/2009	3:20 PM	Celorie Bros - Brock - #23	7/22/2009	102,840	39,380	63,460	94525330	7/22/2009	6:00A	60
7/21/2009	3:25 PM	Celorie Bros - Mark - #22	7/22/2009	102,360	39,800	62,560	94525331	7/22/2009	6:00A	61
7/21/2009	3:30 PM	Celorie Bros - Biggie - #21	7/22/2009	106,500	40,560	65,940	94525332	7/22/2009	6:00A	62
				Total Load Count:		**62**	**Total Net Weight (LBS):**		**4,052,580**	
							Total Net Weight (TONS):		**2,026.3**	

Note: When the date the soil was removed from the East Bay site and the date the load was weighed and delivered differ, the drivers are staying the night in a motel between Olympia and Toledo.

I certify that the above log is accurate according to the best of my knowledge:_____

TRUCK LOG SHEET

~~LEAVE WEIGHT TICKET IN MAILBOX~~

Ctrl #	DATE	TIME	CUSTOMER	HAULER, DRIVER & TRUCK#	GROSS/TARE WGT (LBS)	TICKET #	SYSTEM ID# (OFFICE USE ONLY)
1693	7-15-09	6:30	R. gaty	CRT - Jeff - 41	87420 - 41280	3517	
1694	7-15-09	630	~~Wilkins~~ S Steel	Wilkins Robert 104	77060 - 43120	77060	
1695	7 15 09	0655	Rivergate	CRT K Fitzwater	88400 - 40680	3518	
1696	7-15-09	7:10	Glacier Recycle	Patrick 203	94900 - 50160	607246	
1697	7-15-09	7:11	Glacier Recy	Stan 201	96450 - 52000	607261	
1698	7-15-09	9:15	Port of Olympia	Celorie Bros - Brock	105580 - 40040	94517116	
1699	7-15-09	9-18	Port of Olympia	Celorie Bros - Mark #22	104700 - 40380	94517117	
1700	7-15-09	925	"	Celorie Bros Biggie #21	108480 - 41040	94517118	
1701	7-15-09	9:44	Port of Olympia	Celorie Bros #11 Mike	105940, 40,960	94517119	
1702	7-15-09	9:45	"	Celorie Bros #8	113580 41080	94517120	
1703	7-15-09	1:18	Port of Olympia	Celorie Bros - Brock	105260 - 40040	94517131	
1704	7-15-09	122	Port of Oly	Celorie Bros Mark 22	108040 - 40380	94517133	
1705	7-15-09	130	"	Celorie Bros Biggie #21	107260 41040	94517134	
1706	7-15-09	1:30	Glacier Recycle	Patrick 203	88480 50160	607245	
1707	7-15-09	131	"	Stan 201	89820 52000	607260	
1708	7-15-09	1:45	Port of Olympia	Celorie Bros #11 Mike	107180 40960	94517136	
1709	7-15-09	2:10	"	Celorie Bros #8 Rick	94080 41060	94517137	
1710	7-16-09	5:58	Port of Olympia	Celorie Bros - Brock	105940 - 40040	94517152	
1711	7-16-09	600	"	Celorie Bros Mark 22	105600 - 40380	94517154	
1712	7-16-09	600	"	Celorie Bros Biggie #21	105700 41040	94517153	
1713	7-16-09	6:05	"	Celorie Bros Rick #8	95680 41060	94517155	
1714	7-16-09	610	Schutzen	Wilkins 08105	101760 40720	101760	
1715	" "	14		" " 08104	100020 43280	100020	
1716	7-16-09	6:10	Port of Olympia	Celorie #11 Mike	106520 40960	94517156	

TRUCK LOG SHEET

~~LEAVE WEIGHT TICKET IN MAILBOX~~

Ctrl #	DATE	TIME	CUSTOMER	HAULER, DRIVER & TRUCK#	GROSS/TARE WGT (LBS)	TICKET #	SYSTEM ID# (OFFICE USE ONLY)
1717	7-16 09	6:30	Rivergate	CRT - Joff - 41	86840 - 41240	3534	
1718	7-16-09	635	Schnitzer	Wilkins 0849	100480 40680		
1719	7-16-09	7:10	GLACIER Recycle	Patrick 203	93060 - 50160	607374	
1720	7-16-09	7:40	Glacier Recy	Stan 201	92840 - 50580	607394	
1721	7-16-09	8:00	Schnitzer	Wilkins 08-101	105,060 - 40860		
1722	7/16/09	800	Rivergate	RKS	94680 - 46140		
1723	7/16	0925	Rivergate	CRT - Leeger - 43	84400 - ~~49600~~ 40840	3535	
1724	7-16	9:40	Port of Olympia	Celorie Bros - Beard	108460 - 40040	94517161	
1725	7-16	9:43	Port of Olympia	Celorie Mark 22	108760 - 40380	94517162	
1726	7-16	9 44	11	Celorie Bros Biggie 21	104720 41040	94517163	
1727	7-16-09	10:00	11	Celorie Bros Rick # 8	100220 41060	94517164	
1728	7-16-09	10:10	Port of Olympia	Celorie Bros #11 Mike	104160 40980	94517165	
1729	7-16-09	12:20	Schnitzer	Wilkins Glenn Coble	100460 - 40640		
1730	7-16-09	12:55	~~Rivergate~~ GLACIER RECYCLE	Patrick 203	93060 - 50160	607375	
1731	7/16/09	1120	Port of Olympia	Celorie Bros - Beck	105780 - 40040	94517174	
1732	7-16-09	1122	Port of Olympia	Celorie Bros Mark 22	107640 - 40380	94517175	
1733	7 16	1126	11	Celorie Bros Biggie 21	105440 41040	94517177	
1734	7/16/09	135	Glacier Recy	Stan 201	93680 - 50580	607383	
1735	7/16/09	1:50	Port of Olympia	Celorie Bros Mike #11	108340 - 40980	94517179	
1736	7/16/09	1:50	11	Celorie Bros Rick #6	101260 - 41060	94517180	
1737	7/17/09	5:50	Port of Olympia	Celorie Bros - Beard	103360 - 40040	94517193	
1738	7-17-09	555	Port of Olympia	Celorie Mark	106160 - 40380	94517195	
739	7-17-09	555	11	Celorie Biggie #21	104500 41040	94517194	
740	7-17-09	6:10	11 11	Celorie Mike #11	100060 - 40980	94517197	

TRUCK LOG SHEET

~~LEAVE WEIGHT TICKET IN MAILBOX~~

Ctrl #	DATE	TIME	CUSTOMER	HAULER, DRIVER & TRUCK#	GROSS/TARE WGT (LBS)		TICKET #	SYSTEM ID# (OFFICE USE ONLY)
1741	7-17-09	6:15	Port of Olympia	Colorie Bros Rick #8	108920	41060	94577196	
1742	~~7-17-09~~	~~6:35~~	Schutzer	Wilkins 08105	95860	40720		
1743	7-17-09	"	"	" 08-101	100740	40380		
1744	7-17-09	"	"	" 08-104	95760	43360	CRT#	
1745	7-17-09	6:35	River Gate	CRT Brian Lee 44/BT-5	88280	41180	9043	#3547
1746	7-17-09	6:50	Glacier Recycle	Patrick 203	92840	50160	607508	
1747	7-17	0700	River Gate	CRT - Roger B 43/BT9	86320	40960	3548	
1748	7-19-09	715	Glacier Recy	Stan 201	93420	50580		
1749	7-19-09	9:40	Port of Olympia	Colorie Bros - Brock	105540	40040	94525202	
1750	7-19-09	950	Port of Olympia	Colorie Bros Mark 22	108020	40380	94525204	
1751	7-19-09	950	"	Colorie Bros Biggie 21	107220	41040	94525205	
1752	7-19-09	10:12	" "	Colorie Bros #11 Mike	109400	40980	94525207	
1753	7-19-09	10:20	"	Colorie Bros #8 Rick	106700	41060	94525208	
1754	" "	1105	Schutzer	Wilkins 08105	98420	40800		
1755	"	"	"	" 08-101	99640	40660		
1756	7-19-09	12:35	Glacier Recycle	Patrick 203	88080	50160	607509	
1757	~~7-17-09~~	~~1:10~~						
1758	7-17-09	1:45	Port of Olympia	Colorie Bros - Brock	106880	40040	94525217	
1759	7-17-09	147	"	" Mark 22	106960	40380	94525216	
1760	7-17-09	147	"	" Biggie 21	105740	41040	94525218	
1761	7-17-09	2:20	"	Colorie Bros Rick #8	111520	41060	94525220	
1762	~~7-20-09~~	~~6:15~~	~~CRT~~ R. Gate	CRT - TRR-41 - Jeff	87880	41280	3576	
1763	7-20-09	640	Schnitzer	Wilkins 0849	95560	40760		
1764	7-20-09	645	River Gate	CRT Brian Lee 44/BT-5	87980	41320	3577	

94517116

TICKET NUMBER

CAT SCALE

CERTIFIED AUTOMATED TRUCK SCALE

CAT SCALE COMPANY
RO. BOX 630
WALCOTT, IA 52773
(563) 284-6263
www.catscale.com

THE CAT SCALE GUARANTEE

The CAT Scale Company GUARANTEES that our scales will give an accurate weight. What makes us different from other scale companies is that we back up our guarantee with cash.©

IF YOU SHOULD GET AN OVERWEIGHT FINE, YOU SHOULD DO THE FOLLOWING TO GET THE PROBLEM RESOLVED:

1) Post bond and request a court date.
2) Call CAT Scale Company direct 24 hours a day at 1-877-CAT-SCALE (toll free).
3) IMMEDIATELY send a copy of the citation, CAT Scale ticket, your name, company, address, and phone number to CAT Scale Company Attn: Operations Manager.

THANK YOU FOR WEIGHING ON CAT SCALE!

The four weights shown below are separate weights. The TOTAL WEIGHT was weighed on a full length platform scale. AXLE WEIGHTS CAN NOT BE CERTIFIED and are NOT LEGAL FOR TRADE, however, CAT SCALE COMPANY GUARANTEES THESE WEIGHTS TO BE CORRECT.

DATE: 7-15-2009

SCALE LOCATION: 278 GEE-CEE'S TRUCKSTOP I-5 AND EXIT 57 TOLEDO WA

STEER AXLE	23620	lb
DRIVE AXLE	33720	lb
TRAILER AXLE	46240	lb
TOTAL WEIGHT	105580	lb

Weyerhaeuser Company
Integrated Waste Management
Material Recovery / Transfer Facility
PO Box 189
Longview, WA 98632
(206) 578-4616

COMPANY CELORIE TRACTOR # 23 TRAILER # 231

WEIGHER'S SIGNATURE Rachel Wallace FEE 1.00 FULL WEIGH TICKET # 94517109 (IF REWEIGH)

RACHEL WALLACE

ONLY CERTIFIED WEIGHTS APPEAR BELOW THIS LINE

CERTIFIED WEIGHTS (imprint seal)

GROSS

TARE

NET

WEIGH NUMBER 7108

WEIGHMASTER CERTIFICATE

This is to certify that the following described commodity was weighed, measured, or counted by a Weighmaster, whose signature is on this Certificate, who is a recognized authority of accuracy, as prescribed by State Law.

COMMODITY WEIGHED: FREIGHT ALL KINDS

REMARKS:

TRACTOR LICENSE # TRACTOR #

TRAILER LICENSE # TRAILER #

TRAILER LICENSE # TRAILER #

NAME OF WEIGHMASTER (print):

WEIGHMASTER SIGNATURE:

© CAT SCALE COMPANY® 1/98 (WA)

94517117

TICKET NUMBER

CAT SCALE

CERTIFIED AUTOMATED TRUCK SCALE

CAT SCALE COMPANY
RO. BOX 630
WALCOTT, IA 52773
(563) 284-6263
www.catscale.com

THE CAT SCALE GUARANTEE

Heavy weight

The CAT Scale Company GUARANTEES that our scales will give an accurate weight. What makes us different from other scale companies is that we back up our guarantee with cash.©

IF YOU SHOULD GET AN OVERWEIGHT FINE, YOU SHOULD DO THE FOLLOWING TO GET THE PROBLEM RESOLVED:

1) Post bond and request a court date.
2) Call CAT Scale Company direct 24 hours a day at 1-877-CAT-SCALE (toll free).
3) IMMEDIATELY send a copy of the citation, CAT Scale ticket, your name, company, address, and phone number to CAT Scale Company Attn: Operations Manager.

THANK YOU FOR WEIGHING ON CAT SCALE!

The four weights shown below are separate weights. The TOTAL WEIGHT was weighed on a full length platform scale. AXLE WEIGHTS CAN NOT BE CERTIFIED and are NOT LEGAL FOR TRADE, however, CAT SCALE COMPANY GUARANTEES THESE WEIGHTS TO BE CORRECT.

DATE: 7-15-2009

SCALE LOCATION: 278 GEE-CEE'S TRUCKSTOP I-5 AND EXIT 57 TOLEDO WA

STEER AXLE	22040	lb
DRIVE AXLE	33120	lb
TRAILER AXLE	49540	lb
TOTAL WEIGHT	104700	lb

Weyerhaeuser Company
Integrated Waste Management
Material Recovery / Transfer Facility
PO Box 189
Longview, WA 98632
(206) 578-4616

COMPANY CELORIE TRACTOR # 22 TRAILER # 231

WEIGHER'S SIGNATURE Rachel Wallace FEE 1.00 FULL WEIGH TICKET # 94517109 (IF REWEIGH)

RACHEL WALLACE

ONLY CERTIFIED WEIGHTS APPEAR BELOW THIS LINE

CERTIFIED WEIGHTS (imprint seal)

GROSS

TARE

NET

WEIGH NUMBER 7109

WEIGHMASTER CERTIFICATE

This is to certify that the following described commodity was weighed, measured, or counted by a Weighmaster, whose signature is on this Certificate, who is a recognized authority of accuracy, as prescribed by State Law.

COMMODITY WEIGHED: FREIGHT ALL KINDS

REMARKS:

TRACTOR LICENSE # TRACTOR #

TRAILER LICENSE # TRAILER #

TRAILER LICENSE # TRAILER #

NAME OF WEIGHMASTER (print):

WEIGHMASTER SIGNATURE:

© CAT SCALE COMPANY® 1/98

94517118
TICKET NUMBER

CERTIFIED AUTOMATED TRUCK SCALE

CAT SCALE COMPANY
P.O. BOX 630
WALCOTT, IA 52773
(563) 284-6283
www.catscale.com

829
94517118

THE CAT SCALE GUARANTEE

The CAT Scale Company GUARANTEES that our scales will give an accurate weight. What makes us different from other scale companies is that we back up our guarantee with cash.®

IF YOU SHOULD GET AN OVERWEIGHT FINE, YOU SHOULD DO THE FOLLOWING TO GET THE PROBLEM RESOLVED:
1) Post bond and request a court date.
2) Call CAT Scale Company direct 24 hours a day at 1-877-CAT-SCALE (toll free).
3) IMMEDIATELY send a copy of the citation, CAT Scale ticket, your name, company, address, and phone number to CAT Scale Company Attn: Operations Manager.

THANK YOU FOR WEIGHING ON CAT SCALE!

The four weights shown below are separate weights. The TOTAL WEIGHT was weighed on a full length platform scale. AXLE WEIGHTS CAN NOT BE CERTIFIED and are NOT LEGAL FOR TRADE, however, CAT SCALE COMPANY GUARANTEES THESE WEIGHTS TO BE CORRECT.

DATE: 7-15-2009
SCALE LOCATION: 278 GEE-CEE'S TRUCKSTOP I-5 AND EXIT 57 TOLEDO WA

STEER AXLE	24840 lb
DRIVE AXLE	33260 lb
TRAILER AXLE	50360 lb
TOTAL WEIGHT	108480 lb

Weyerhaeuser Company
Integrated Waste Management
Material Recovery/Transfer Facility
PO Box 188
Longview, WA 98632
(360) 578-4615

COMPANY CELORIE TRACTOR # 21 TRAILER # 21T

WEIGHER'S SIGNATURE: Rachel Wallace FEE: 1.00 FULL WEIGH TICKET # 94517110 (IF REWEIGH)
RACHEL WALLACE

ONLY CERTIFIED WEIGHTS APPEAR BELOW THIS LINE

CERTIFIED WEIGHTS (Imprint seal)

GROSS

TARE

NET

WEIGH NUMBER
7110

WEIGHMASTER CERTIFICATE

This is to certify that the following described commodity was weighed, measured, or counted by a Weighmaster, whose signature is on this Certificate, who is a recognized authority of accuracy, as prescribed by State Law.

COMMODITY WEIGHED: FREIGHT ALL KINDS
REMARKS:
TRACTOR LICENSE # ____ TRACTOR #
TRAILER LICENSE # ____ TRAILER #
TRAILER LICENSE # ____ TRAILER #
NAME OF WEIGHMASTER (print):
WEIGHMASTER SIGNATURE:

©CAT SCALE COMPANY® 18/ (WA)

94517119
TICKET NUMBER

CERTIFIED AUTOMATED TRUCK SCALE

CAT SCALE COMPANY
P.O. BOX 630
WALCOTT, IA 52773
(563) 284-6283
www.catscale.com

886
94517119

THE CAT SCALE GUARANTEE

The CAT Scale Company GUARANTEES that our scales will give an accurate weight. What makes us different from other scale companies is that we back up our guarantee with cash.®

IF YOU SHOULD GET AN OVERWEIGHT FINE, YOU SHOULD DO THE FOLLOWING TO GET THE PROBLEM RESOLVED:
1) Post bond and request a court date.
2) Call CAT Scale Company direct 24 hours a day at 1-877-CAT-SCALE (toll free).
3) IMMEDIATELY send a copy of the citation, CAT Scale ticket, your name, company, address, and phone number to CAT Scale Company Attn: Operations Manager.

THANK YOU FOR WEIGHING ON CAT SCALE

The four weights shown below are separate weights. The TOTAL WEIGHT was weighed on a full length platform scale. AXLE WEIGHTS CAN NOT BE CERTIFIED and are NOT LEGAL FOR TRADE, however, CAT SCALE COMPANY GUARANTEES THESE WEIGHTS TO BE CORRECT.

DATE: 7-15-2009
SCALE LOCATION: 278 GEE-CEE'S TRUCKSTOP I-5 AND EXIT 57 TOLEDO WA

STEER AXLE	22780 lb
DRIVE AXLE	33720 lb
TRAILER AXLE	49440 lb
TOTAL WEIGHT	105940 lb

Weyerhaeuser Company
Integrated Waste Management
Material Recovery/Transfer Facility
PO Box 188
Longview, WA 98632
(360) 578-4615

COMPANY CELORIE TRACTOR # 11 TRAILER # 11T

WEIGHER'S SIGNATURE: Rachel Wallace FEE: 1.00 FULL WEIGH TICKET # 94517111 (IF REWEIGH)
RACHEL WALLACE

ONLY CERTIFIED WEIGHTS APPEAR BELOW THIS LINE

CERTIFIED WEIGHTS (Imprint seal)

GROSS

TARE

NET

WEIGH NUMBER
7111

WEIGHMASTER CERTIFICATE

This is to certify that the following described commodity was weighed, measured, or counted by a Weighmaster, whose signature is on this Certificate, who is a recognized authority of accuracy, as prescribed by State Law.

COMMODITY WEIGHED: FREIGHT ALL KINDS
REMARKS:
TRACTOR LICENSE # ____ TRACTOR #
TRAILER LICENSE # ____ TRAILER #
TRAILER LICENSE # ____ TRAILER #
NAME OF WEIGHMASTER (print):
WEIGHMASTER SIGNATURE:

©CAT SCALE COMPANY® 18/

94517120
TICKET NUMBER

CERTIFIED AUTOMATED TRUCK SCALE

CAT SCALE COMPANY
P.O. BOX 630
WALCOTT IA 52773
(563) 284-6283
www.catscale.com

843
94517120

THE CAT SCALE GUARANTEE

The CAT Scale Company GUARANTEES that our scales will give an accurate weight. What makes us different from other scale companies is that we back up our guarantee with cash.®

IF YOU SHOULD GET AN OVERWEIGHT FINE, YOU SHOULD DO THE FOLLOWING TO GET THE PROBLEM RESOLVED:
1) Post bond and request a court date.
2) Call CAT Scale Company direct 24 hours a day at 1-877-CAT-SCALE (toll free).
3) IMMEDIATELY send a copy of the citation, CAT Scale ticket, your name, company, address, and phone number to CAT Scale Company Attn: Operations Manager.

THANK YOU FOR WEIGHING ON CAT SCALE!

The four weights shown below are separate weights. The TOTAL WEIGHT was weighed on a full length platform scale. AXLE WEIGHTS CAN NOT BE CERTIFIED and are NOT LEGAL FOR TRADE, however, CAT SCALE COMPANY GUARANTEES THESE WEIGHTS TO BE CORRECT.

DATE: 7-15-2009
SCALE LOCATION: 276 GEE-CEE'S TRUCKSTOP I-5 AND EXIT 57 TOLEDO WA

STEER AXLE	22880 lb
DRIVE AXLE	37180 lb
TRAILER AXLE	53520 lb
TOTAL WEIGHT	113580 lb

Weyerhaeuser Company
Integrated Waste Management
Material Recovery / Transfer Facility
PO Box 188
Longview, WA 98632
(360) 578-4554

COMPANY CELORIE TRACTOR # 8 TRAILER # 8T

WEIGHER'S SIGNATURE: TIA WARD FEE: 1.00 FULL WEIGH TICKET # 94517112 (IF REWEIGH)

ONLY CERTIFIED WEIGHTS APPEAR BELOW THIS LINE

CERTIFIED WEIGHTS (imprint seal)

GROSS

TARE

NET

WEIGH NUMBER 7112

WEIGHMASTER CERTIFICATE

This is to certify that the following described commodity was weighed, measured, or counted by a Weighmaster, whose signature is on this Certificate, who is a recognized authority of accuracy, as prescribed by State Law.

COMMODITY WEIGHED: FREIGHT ALL KINDS
REMARKS:
TRACTOR LICENSE # ____ TRACTOR # ____
TRAILER LICENSE # ____ TRAILER # ____
TRAILER LICENSE # ____ TRAILER # ____
NAME OF WEIGHMASTER (print): ____
WEIGHMASTER SIGNATURE: ____

© CAT SCALE COMPANY® 12R (WA)

94517131
TICKET NUMBER

CERTIFIED AUTOMATED TRUCK SCALE

CAT SCALE COMPANY
P.O. BOX 630
WALCOTT IA 52773
(563) 284-6283

THE CAT SCALE GUARANTEE

The CAT Scale Company GUARANTEES that our scales will give an accurate weight. What makes us different from other scale companies is that we back up our guarantee with cash.®

IF YOU SHOULD GET AN OVERWEIGHT FINE, YOU SHOULD DO THE FOLLOWING TO GET THE PROBLEM RESOLVED:
1) Post bond and request a court date.
2) Call CAT Scale Company direct 24 hours a day at 1-877-CAT-SCALE (toll free).
3) IMMEDIATELY send a copy of the citation, CAT Scale ticket, your name, company, address, and phone number to CAT Scale Company Attn: Operations Manager.

THANK YOU FOR WEIGHING ON CAT SCALE

The four weights shown below are separate weights. The TOTAL WEIGHT was weighed on a full length platform scale. AXLE WEIGHTS CAN NOT BE CERTIFIED and are NOT LEGAL FOR TRADE, however, CAT SCALE COMPANY GUARANTEES THESE WEIGHTS TO BE CORRECT.

DATE: 7-15-2009
SCALE LOCATION: 276 GEE-CEE'S TRUCKSTOP I-5 AND EXIT 57 TOLEDO WA

STEER AXLE	24900 lb
DRIVE AXLE	34620 lb
TRAILER AXLE	45740 lb
TOTAL WEIGHT	105260 lb

TARE 40040
65220

Weyerhaeuser Company
Integrated Waste Management
Material Recovery / Transfer Facility
PO Box 188
Longview, WA 98632
(360) 578-4554

COMPANY CELORIE TRACTOR # 23 TRAILER # 23AT

WEIGHER'S SIGNATURE: RACHEL WALLACE FEE: 1.00 FULL WEIGH TICKET # 94517106 (IF REWEIGH)

ONLY CERTIFIED WEIGHTS APPEAR BELOW THIS LINE

CERTIFIED WEIGHTS (imprint seal)

GROSS

TARE

NET

WEIGH NUMBER 7108

WEIGHMASTER CERTIFICATE

This is to certify that the following described commodity was weighed, measured, or counted by a Weighmaster, whose signature is on this Certificate, who is a recognized authority of accuracy, as prescribed by State Law.

COMMODITY WEIGHED: FREIGHT ALL KINDS
REMARKS:
TRACTOR LICENSE # ____ TRACTOR # ____
TRAILER LICENSE # ____ TRAILER # ____
TRAILER LICENSE # ____ TRAILER # ____
NAME OF WEIGHMASTER (print): ____
WEIGHMASTER SIGNATURE: ____

© CAT SCALE COMPANY® 12R

94517133
TICKET NUMBER

CAT SCALE

CERTIFIED AUTOMATED TRUCK SCALE

CAT SCALE COMPANY
P.O. BOX 830
WALCOTT, IA 52773
(563) 284-6263
www.catscale.com

1228
94517133

THE CAT SCALE GUARANTEE

The CAT Scale Company GUARANTEES that our scales will give an accurate weight. What makes us different from other scale companies is that we back up our guarantee with cash.©

IF YOU SHOULD GET AN OVERWEIGHT FINE, YOU SHOULD DO THE FOLLOWING TO GET THE PROBLEM RESOLVED:

1) Post bond and request a court date.
2) Call CAT Scale Company direct 24 hours a day at 1-877-CAT-SCALE (toll free).
3) IMMEDIATELY send a copy of the citation, CAT Scale ticket, your name, company, address, and phone number to CAT Scale Company Attn: Operations Manager.

THANK YOU FOR WEIGHING ON CAT SCALE!

The four weights shown below are separate weights. The TOTAL WEIGHT was weighed on a full length platform scale. AXLE WEIGHTS CAN NOT BE CERTIFIED and are NOT LEGAL FOR TRADE, however, CAT SCALE COMPANY GUARANTEES THESE WEIGHTS TO BE CORRECT.

DATE: 7-15-2009
278
SCALE LOCATION: GEE-CEE'S TRUCKSTOP
I-5 AND EXIT 57
TOLEDO WA

STEER AXLE	22460 lb
DRIVE AXLE	34040 lb
TRAILER AXLE	51520 lb
TOTAL WEIGHT	108040 lb

(TARE WGT = 40,380)

Weyerhaeuser Company
Integrated Waste Management
Material Recovery / Transfer Facility
PO Box 188
Longview, WA 98632
(206) 578-4696

COMPANY CELORIE TRACTOR # 22 TRAILER # 22I

WEIGHER'S SIGNATURE: [signature] FEE: 1.00 FULL WEIGH TICKET # 94517109
RACHEL WALLACE (IF REWEIGH)

ONLY CERTIFIED WEIGHTS APPEAR BELOW THIS LINE

CERTIFIED WEIGHTS
(imprint seal)

GROSS

TARE

NET

WEIGH NUMBER
7109

WEIGHMASTER CERTIFICATE

This is to certify that the following described commodity was weighed, measured, or counted by a Weighmaster, whose signature is on this Certificate, who is a recognized authority of accuracy, as prescribed by State Law.

COMMODITY WEIGHED: FREIGHT ALL KINDS
REMARKS:
TRACTOR LICENSE # TRACTOR #
TRAILER LICENSE # TRAILER #
TRAILER LICENSE # TRAILER #
NAME OF WEIGHMASTER (print):
WEIGHMASTER SIGNATURE:

© CAT SCALE COMPANY® 1[illegible] (WA)

94517134
TICKET NUMBER

CAT SCALE

CERTIFIED AUTOMATED TRUCK SCALE

CAT SCALE COMPANY
P.O. BOX 830
WALCOTT, IA 52773
(563) 284-6263
www.catscale.com

1233
94517134

THE CAT SCALE GUARANTEE

The CAT Scale Company GUARANTEES that our scales will give an accurate weight. What makes us different from other scale companies is that we back up our guarantee with cash.©

IF YOU SHOULD GET AN OVERWEIGHT FINE, YOU SHOULD DO THE FOLLOWING TO GET THE PROBLEM RESOLVED:

1) Post bond and request a court date.
2) Call CAT Scale Company direct 24 hours a day at 1-877-CAT-SCALE (toll free).
3) IMMEDIATELY send a copy of the citation, CAT Scale ticket, your name, company, address, and phone number to CAT Scale Company Attn: Operations Manager.

THANK YOU FOR WEIGHING ON CAT SCALE!

The four weights shown below are separate weights. The TOTAL WEIGHT was weighed on a full length platform scale. AXLE WEIGHTS CAN NOT BE CERTIFIED and are NOT LEGAL FOR TRADE, however, CAT SCALE COMPANY GUARANTEES THESE WEIGHTS TO BE CORRECT.

DATE: 7-15-2009
278
SCALE LOCATION: GEE-CEE'S TRUCKSTOP
I-5 AND EXIT 57
TOLEDO WA

STEER AXLE	23460 lb
DRIVE AXLE	33960 lb
TRAILER AXLE	49840 lb
TOTAL WEIGHT	107260 lb

(TARE WGT = 41,040)

Weyerhaeuser Company
Integrated Waste Management
Material Recovery / Transfer Facility
PO Box 188
Longview, WA 98632
(206) 578-4696

COMPANY CELORIE TRACTOR # 21 TRAILER # 21I

WEIGHER'S SIGNATURE: [signature] FEE: 1.00 FULL WEIGH TICKET # 94517110
EDDIE LOPEZ (IF REWEIGH)

ONLY CERTIFIED WEIGHTS APPEAR BELOW THIS LINE

CERTIFIED WEIGHTS
(imprint seal)

GROSS

TARE

NET

WEIGH NUMBER
7110

WEIGHMASTER CERTIFICATE

This is to certify that the following described commodity was weighed, measured, or counted by a Weighmaster, whose signature is on this Certificate, who is a recognized authority of accuracy, as prescribed by State Law.

COMMODITY WEIGHED: FREIGHT ALL KINDS
REMARKS:
TRACTOR LICENSE # TRACTOR #
TRAILER LICENSE # TRAILER #
TRAILER LICENSE # TRAILER #
NAME OF WEIGHMASTER (print):
WEIGHMASTER SIGNATURE:

© CAT SCALE COMPANY® 7[illegible]

94517136
TICKET NUMBER

CERTIFIED AUTOMATED TRUCK SCALE

CAT SCALE COMPANY
P.O. BOX 630
WALCOTT, IA 52773
(563) 284-6283
www.catscale.com

1245
94517136

THE CAT SCALE GUARANTEE

The CAT Scale Company GUARANTEES that our scales will give an accurate weight. What makes us different from other scale companies is that we back up our guarantee with cash.©

IF YOU SHOULD GET AN OVERWEIGHT FINE, YOU SHOULD DO THE FOLLOWING TO GET THE PROBLEM RESOLVED:

1) Post bond and request a court date.
2) Call CAT Scale Company direct 24 hours a day at 1-877-CAT-SCALE (toll free).
3) IMMEDIATELY send a copy of the citation, CAT Scale ticket, your name, company, address, and phone number to CAT Scale Company Attn: Operations Manager.

THANK YOU FOR WEIGHING ON CAT SCALE!

The four weights shown below are separate weights. The TOTAL WEIGHT was weighed on a full length platform scale. AXLE WEIGHTS CAN NOT BE CERTIFIED and are NOT LEGAL FOR TRADE, however, CAT SCALE COMPANY GUARANTEES THESE WEIGHTS TO BE CORRECT.

DATE: 7-15-2009

SCALE LOCATION: 278
GEE-CEE'S TRUCKSTOP
I-5 AND EXIT 57
TOLEDO WA

STEER AXLE	22240 lb
DRIVE AXLE	34840 lb
TRAILER AXLE	50100 lb
TOTAL WEIGHT	107180 lb

(TARE WGT- 40,960)

Weyerhaeuser Company
Integrated Waste Management
Material Recovery / Transfer Facility
PO Box 189
Longview, WA 98632
(206) 578-4616

COMPANY CELORIE TRACTOR # 11 TRAILER # 111

WEIGHER'S SIGNATURE: Rachel Wallace FEE: 1.00 FULL WEIGH TICKET # 94517111 (IF REWEIGH)
RACHEL WALLACE

ONLY CERTIFIED WEIGHTS APPEAR BELOW THIS LINE

CERTIFIED WEIGHTS (imprint seal)

GROSS

TARE

NET

WEIGH NUMBER
7111

WEIGHMASTER CERTIFICATE

This is to certify that the following described commodity was weighed, measured, or counted by a Weighmaster, whose signature is on this Certificate, who is a recognized authority of accuracy, as prescribed by State Law.

COMMODITY WEIGHED: FREIGHT ALL KINDS
REMARKS:
TRACTOR LICENSE # TRACTOR #
TRAILER LICENSE # TRAILER #
TRAILER LICENSE # TRAILER #
NAME OF WEIGHMASTER (print):
WEIGHMASTER SIGNATURE:

© CAT SCALE COMPANY • 184 (WA)

94517137
TICKET NUMBER

CERTIFIED AUTOMATED TRUCK SCALE

CAT SCALE COMPANY
P.O. BOX 630
WALCOTT, IA 52773
(563) 284-6283
www.catscale.com

1303
94517137

THE CAT SCALE GUARANTEE

The CAT Scale Company GUARANTEES that our scales will give an accurate weight. What makes us different from other scale companies is that we back up our guarantee with cash.©

IF YOU SHOULD GET AN OVERWEIGHT FINE, YOU SHOULD DO THE FOLLOWING TO GET THE PROBLEM RESOLVED:

1) Post bond and request a court date.
2) Call CAT Scale Company direct 24 hours a day at 1-877-CAT-SCALE (toll free).
3) IMMEDIATELY send a copy of the citation, CAT Scale ticket, your name, company, address, and phone number to CAT Scale Company Attn: Operations Manager.

THANK YOU FOR WEIGHING ON CAT SCALE!

The four weights shown below are separate weights. The TOTAL WEIGHT was weighed on a full length platform scale. AXLE WEIGHTS CAN NOT BE CERTIFIED and are NOT LEGAL FOR TRADE, however, CAT SCALE COMPANY GUARANTEES THESE WEIGHTS TO BE CORRECT.

DATE: 7-15-2009

SCALE LOCATION: 278
GEE-CEE'S TRUCKSTOP
I-5 AND EXIT 57
TOLEDO WA

STEER AXLE	21640 lb
DRIVE AXLE	31940 lb
TRAILER AXLE	40300 lb
TOTAL WEIGHT	94080 lb

(TARE WGT- 41,060)

Weyerhaeuser Company
Integrated Waste Management
Material Recovery / Transfer Facility
PO Box 189
Longview, WA 98632
(206) 578-4616

COMPANY CELORIE TRACTOR # 8 TRAILER # 87

WEIGHER'S SIGNATURE: Rachel Wallace FEE: 1.00 FULL WEIGH TICKET # 94517112 (IF REWEIGH)
RACHEL WALLACE

ONLY CERTIFIED WEIGHTS APPEAR BELOW THIS LINE

CERTIFIED WEIGHTS (imprint seal)

GROSS

TARE

NET

WEIGH NUMBER
7112

WEIGHMASTER CERTIFICATE

This is to certify that the following described commodity was weighed, measured, or counted by a Weighmaster, whose signature is on this Certificate, who is a recognized authority of accuracy, as prescribed by State Law.

COMMODITY WEIGHED: FREIGHT ALL KINDS
REMARKS:
TRACTOR LICENSE # TRACTOR #
TRAILER LICENSE # TRAILER #
TRAILER LICENSE # TRAILER #
NAME OF WEIGHMASTER (print):
WEIGHMASTER SIGNATURE:

© CAT SCALE COMPANY • 184

94517152
TICKET NUMBER

CAT SCALE

CERTIFIED AUTOMATED TRUCK SCALE
CAT SCALE COMPANY
P.O. BOX 630
WALCOTT, IA 52773

THE CAT SCALE GUARANTEE

The CAT Scale Company GUARANTEES that our scales will give an accurate weight. What makes us different from other scale companies is that we back up our guarantee with cash.®

IF YOU SHOULD GET AN OVERWEIGHT FINE, YOU SHOULD DO THE FOLLOWING TO GET THE PROBLEM RESOLVED:
1) Post bond and request a court date.
2) Call CAT Scale Company direct 24 hours a day at 1-877-CAT-SCALE (toll free).
3) IMMEDIATELY send a copy of the citation, CAT Scale ticket, your name, company, address, and phone number to CAT Scale Company Attn: Operations Manager.

THANK YOU FOR WEIGHING ON CAT SCALE

The four weights shown below are separate weights. The TOTAL WEIGHT was weighed on a full length platform scale. AXLE WEIGHTS CAN NOT BE CERTIFIED and are NOT LEGAL FOR TRADE, however, CAT SCALE COMPANY GUARANTEES THESE WEIGHTS TO BE CORRECT.

DATE: 7-16-2009
SCALE LOCATION: 278 GEE-CEE'S TRUCKSTOP I-5 AND EXIT 57 TOLEDO WA

STEER AXLE 23340 lb
DRIVE AXLE 32000 lb
TRAILER AXLE 50540 lb
TOTAL WEIGHT 105900 lb
65900
(TARE = 40,070)

32.95

COMPANY CELORIE TRACTOR # 22 TRAILER # [illegible]
WEIGHER'S SIGNATURE: PAMELA BAKER FEE: 1.00 FULL WEIGH TICKET # [illegible] (IF REWEIGH)

ONLY CERTIFIED WEIGHTS APPEAR BELOW THIS LINE

CERTIFIED WEIGHTS (imprint seal)

GROSS
TARE
NET

WEIGH NUMBER
7108

WEIGHMASTER CERTIFICATE
This is to certify that the following described commodity was weighed, measured, or counted by a Weighmaster, whose signature is on this Certificate, who is a recognized authority of accuracy, as prescribed by State Law.

COMMODITY WEIGHED: FREIGHT ALL KINDS
REMARKS:
TRACTOR LICENSE # TRACTOR #
TRAILER LICENSE # TRAILER #
TRAILER LICENSE # TRAILER #
NAME OF WEIGHMASTER (print):
WEIGHMASTER SIGNATURE:

Weyerhaeuser Company
Integrated Waste Management
Material Recovery / Transfer Facility
PO Box 788
Longview, WA 98632
(206) 578-4616

© CAT SCALE COMPANY® 1994 (Vis)

94517154
TICKET NUMBER

CAT SCALE

CERTIFIED AUTOMATED TRUCK SCALE
CAT SCALE COMPANY
P.O. BOX 630
WALCOTT, IA 52773
(563) 284-6263
www.catscale.com

500
94517154

THE CAT SCALE GUARANTEE

The CAT Scale Company GUARANTEES that our scales will give an accurate weight. What makes us different from other scale companies is that we back up our guarantee with cash.®

IF YOU SHOULD GET AN OVERWEIGHT FINE, YOU SHOULD DO THE FOLLOWING TO GET THE PROBLEM RESOLVED:
1) Post bond and request a court date.
2) Call CAT Scale Company direct 24 hours a day at 1-877-CAT-SCALE (toll free).
3) IMMEDIATELY send a copy of the citation, CAT Scale ticket, your name, company, address, and phone number to CAT Scale Company Attn: Operations Manager.

THANK YOU FOR WEIGHING ON CAT SCALE

The four weights shown below are separate weights. The TOTAL WEIGHT was weighed on a full length platform scale. AXLE WEIGHTS CAN NOT BE CERTIFIED and are NOT LEGAL FOR TRADE, however, CAT SCALE COMPANY GUARANTEES THESE WEIGHTS TO BE CORRECT.

DATE: 7-16-2009
SCALE LOCATION: 278 GEE-CEE'S TRUCKSTOP I-5 AND EXIT 57 TOLEDO WA

STEER AXLE 23400 lb
DRIVE AXLE 34020 lb
TRAILER AXLE 48180 lb
TOTAL WEIGHT 105600 lb
(TARE WGT 40,380)

COMPANY CELORIE TRACTOR # 22 TRAILER # 22
WEIGHER'S SIGNATURE: SHARI SKINNER FEE: 9.00 FULL WEIGH TICKET # (IF REWEIGH)

ONLY CERTIFIED WEIGHTS APPEAR BELOW THIS LINE

CERTIFIED WEIGHTS (imprint seal)

GROSS
TARE
NET

WEIGH NUMBER
7154

WEIGHMASTER CERTIFICATE
This is to certify that the following described commodity was weighed, measured, or counted by a Weighmaster, whose signature is on this Certificate, who is a recognized authority of accuracy, as prescribed by State Law.

COMMODITY WEIGHED: FREIGHT ALL KINDS
REMARKS:
TRACTOR LICENSE # TRACTOR #
TRAILER LICENSE # TRAILER #
TRAILER LICENSE # TRAILER #
NAME OF WEIGHMASTER (print):
WEIGHMASTER SIGNATURE:

Weyerhaeuser Company
Integrated Waste Management
Material Recovery / Transfer Facility
PO Box 788
Longview, WA 98632
(206) 578-4616

© CAT SCALE COMPANY® 1994 (Vis)

94517153
TICKET NUMBER

THE CAT SCALE GUARANTEE

The CAT Scale Company GUARANTEES that our scales will give an accurate weight. What makes us different from other scale companies is that we back up our guarantee with cash.®

IF YOU SHOULD GET AN OVERWEIGHT FINE, YOU SHOULD DO THE FOLLOWING TO GET THE PROBLEM RESOLVED:
1) Post bond and request a court date.
2) Call CAT Scale Company direct 24 hours a day at 1-877-CAT-SCALE (toll free).
3) IMMEDIATELY send a copy of the citation, CAT Scale ticket, your name, company, address, and phone number to CAT Scale Company Attn: Operations Manager.

THANK YOU FOR WEIGHING ON CAT SCALE!

CERTIFIED AUTOMATED TRUCK SCALE

CAT SCALE COMPANY
P.O. BOX 630
WALCOTT, IA 52773
(563) 284-6263
www.catscale.com

469
94517153

The four weights shown below are separate weights. The TOTAL WEIGHT was weighed on a full length platform scale. AXLE WEIGHTS CAN NOT BE CERTIFIED and are NOT LEGAL FOR TRADE, however, CAT SCALE COMPANY GUARANTEES THESE WEIGHTS TO BE CORRECT.

DATE: 7-16-2009

SCALE LOCATION: 278 GEE-CEE'S TRUCKSTOP I-5 AND EXIT 57 TOLEDO WA

STEER AXLE	23900 lb
DRIVE AXLE	32540 lb
TRAILER AXLE	49260 lb
TOTAL WEIGHT	105700 lb

(Tare Wgt 41,040)

COMPANY CELORIE TRACTOR # 21 TRAILER # 21T

WEIGHER'S SIGNATURE: Pamela Baker FEE: 1.00 FULL WEIGH TICKET # 94517110 (IF REWEIGH)
PAMELA BAKER

ONLY CERTIFIED WEIGHTS APPEAR BELOW THIS LINE

CERTIFIED WEIGHTS (imprint seal)

GROSS

TARE

NET

WEIGH NUMBER
7110

WEIGHMASTER CERTIFICATE

This is to certify that the following described commodity was weighed, measured, or counted by a Weighmaster, whose signature is on this Certificate, who is a recognized authority of accuracy, as prescribed by State Law.

COMMODITY WEIGHED: FREIGHT ALL KINDS
REMARKS: Weyerhaeuser Company, Integrated Waste Management, Material Recovery / Transfer Facility
TRACTOR LICENSE #: TRACTOR #:
TRAILER LICENSE #: TRAILER #:
TRAILER LICENSE #: TRAILER #:
PO Box 188, Longview, WA 98632, (206) 328-8181
NAME OF WEIGHMASTER (print):
WEIGHMASTER SIGNATURE:
CAT SCALE COMPANY (WA)

94517155
TICKET NUMBER

THE CAT SCALE GUARANTEE

The CAT Scale Company GUARANTEES that our scales will give an accurate weight. What makes us different from other scale companies is that we back up our guarantee with cash.®

IF YOU SHOULD GET AN OVERWEIGHT FINE, YOU SHOULD DO THE FOLLOWING TO GET THE PROBLEM RESOLVED:
1) Post bond and request a court date.
2) Call CAT Scale Company direct 24 hours a day at 1-877-CAT-SCALE (toll free).
3) IMMEDIATELY send a copy of the citation, CAT Scale ticket, your name, company, address, and phone number to CAT Scale Company Attn: Operations Manager.

THANK YOU FOR WEIGHING ON CAT SCALE!

CERTIFIED AUTOMATED TRUCK SCALE

CAT SCALE COMPANY
P.O. BOX 630
WALCOTT, IA 52773
(563) 284-6263
www.catscale.com

5

The four weights shown below are separate weights. The TOTAL WEIGHT was weighed on a full length platform scale. AXLE WEIGHTS CAN NOT BE CERTIFIED and are NOT LEGAL FOR TRADE, however, CAT SCALE COMPANY GUARANTEES THESE WEIGHTS TO BE CORRECT.

DATE: 7-16-2009

SCALE LOCATION: 278 GEE-CEE'S TRUCKSTOP I-5 AND EXIT 57 TOLEDO WA

STEER AXLE	22280 lb
DRIVE AXLE	35100 lb
TRAILER AXLE	38300 lb
TOTAL WEIGHT	95680 lb

(Light weight = 41,040)

COMPANY CELORIE TRACTOR # 4 TRAILER #

WEIGHER'S SIGNATURE: Robert Bittner FEE: 9.00 FULL WEIGH TICKET # (IF REWEIGH)
ROBERT BITTNER

ONLY CERTIFIED WEIGHTS APPEAR BELOW THIS LINE

CERTIFIED WEIGHTS (imprint seal)

GROSS

TARE

NET

WEIGH NUMBER
7155

WEIGHMASTER CERTIFICATE

This is to certify that the following described commodity was weighed, measured, or counted by a Weighmaster, whose signature is on this Certificate, who is a recognized authority of accuracy, as prescribed by State Law.

COMMODITY WEIGHED: FREIGHT ALL KINDS
REMARKS: Weyerhaeuser Company, Integrated Waste Management, Material Recovery / Transfer Facility
TRACTOR LICENSE #: TRACTOR #:
TRAILER LICENSE #: TRAILER #:
TRAILER LICENSE #: TRAILER #:
PO Box 188, Longview, WA 98632, (206) 328-8181
NAME OF WEIGHMASTER (print):

94517156

TICKET NUMBER

CAT SCALE

CERTIFIED AUTOMATED TRUCK SCALE

CAT SCALE COMPANY
P.O. BOX 530
WALCOTT, IA 52773

THE CAT SCALE GUARANTEE

The CAT Scale Company GUARANTEES that our scales will give an accurate weight. What makes us different from other scale companies is that we back up our guarantee with cash.®

IF YOU SHOULD GET AN OVERWEIGHT FINE, YOU SHOULD DO THE FOLLOWING TO GET THE PROBLEM RESOLVED:

1) Post bond and request a court date.
2) Call CAT Scale Company direct 24 hours a day at 1-877-CAT-SCALE (toll free).
3) IMMEDIATELY send a copy of the citation, CAT Scale ticket, your name, company, address, and phone number to CAT Scale Company Attn: Operations Manager.

THANK YOU FOR WEIGHING ON CAT SCALE!

The four weights shown below are separate weights. The TOTAL WEIGHT was weighed on a full length platform scale. AXLE WEIGHTS CAN NOT BE CERTIFIED and are NOT LEGAL FOR TRADE, however, CAT SCALE COMPANY GUARANTEES THESE WEIGHTS TO BE CORRECT.

DATE: 7-16-2009

SCALE LOCATION: 278
GEE-CEE'S TRUCKSTOP
I-5 AND EXIT 57
TOLEDO WA

STEER AXLE	21640 LB
DRIVE AXLE	34240 LB
TRAILER AXLE	50640 LB
TOTAL WEIGHT	106520 LB

(Lightweight 40,960)

COMPANY CELORIE TRACTOR # 11 TRAILER # 11

WEIGHER'S SIGNATURE: [signature] FEE: 9.00 FULL WEIGH TICKET # _____ (IF REWEIGH)

ONLY CERTIFIED WEIGHTS APPEAR BELOW THIS LINE

CERTIFIED WEIGHTS (Imprint seal)

GROSS

TARE

NET

WEIGH NUMBER
7156

WEIGHMASTER CERTIFICATE

This is to certify that the following described commodity was weighed, measured, or counted by a Weighmaster, whose signature is on this Certificate, who is a recognized authority of accuracy, as prescribed by State Law.

COMMODITY WEIGHED: FREIGHT ALL KINDS

REMARKS:

TRACTOR LICENSE # _____ TRACTOR # _____

TRAILER LICENSE # _____ TRAILER # _____

TRAILER LICENSE # _____ TRAILER # _____

NAME OF WEIGHMASTER (print): _____

WEIGHMASTER SIGNATURE: _____

Weyerhaeuser Company
Integrated Waste Management
Material Recovery / Transfer Facility
PO Box 198
Longview, WA 98632
(206) 578-4616

© CAT SCALE COMPANY

94517162
TICKET NUMBER

CERTIFIED AUTOMATED TRUCK SCALE

CAT SCALE COMPANY
P.O. BOX 630
WALCOTT, IA 52773
(563) 284-6283

THE CAT SCALE GUARANTEE

The CAT Scale Company GUARANTEES that our scales will give an accurate weight. What makes us different from other scale companies is that we back up our guarantee with cash.®

IF YOU SHOULD GET AN OVERWEIGHT FINE, YOU SHOULD DO THE FOLLOWING TO GET THE PROBLEM RESOLVED:
1) Post bond and request a court date.
2) Call CAT Scale Company direct 24 hours a day at 1-877-CAT-SCALE (toll free).
3) IMMEDIATELY send a copy of the citation, CAT Scale ticket, your name, company, address, and phone number to CAT Scale Company Attn: Operations Manager.

THANK YOU FOR WEIGHING ON CAT SCALES

The four weights shown below are separate weights. The TOTAL WEIGHT was weighed on a full length platform scale. AXLE WEIGHTS CAN NOT BE CERTIFIED and are NOT LEGAL FOR TRADE, however, CAT SCALE COMPANY GUARANTEES THESE WEIGHTS TO BE CORRECT.

DATE: 7-16-2009

SCALE LOCATION: 278
GEE-CEE'S TRUCKSTOP
I-5 AND EXIT 57
TOLEDO WA

STEER AXLE	23940	LB
DRIVE AXLE	32740	LB
TRAILER AXLE	52060	LB
TOTAL WEIGHT	108740	LB

COMPANY CELORIE TRACTOR # 22 TRAILER #

WEIGHER'S SIGNATURE: RACHEL WALLACE FEE: 1.00 FULL WEIGH TICKET # (IF REWEIGH)

ONLY CERTIFIED WEIGHTS APPEAR BELOW THIS LINE

CERTIFIED WEIGHTS (Imprint seal)

GROSS

TARE

NET

WEIGH NUMBER
7154

WEIGHMASTER CERTIFICATE

This is to certify that the following described commodity was weighed, measured, or counted by a Weighmaster, whose signature is on this Certificate, who is a recognized authority of accuracy, as prescribed by State Law.

COMMODITY WEIGHED: FREIGHT ALL KINDS
REMARKS:
TRACTOR LICENSE #
TRACTOR #
TRAILER LICENSE #
TRAILER #
TRAILER LICENSE #
TRAILER #

NAME OF WEIGHMASTER (print):
WEIGHMASTER SIGNATURE:

© CAT SCALE COMPANY 19

94517161
TICKET NUMBER

CERTIFIED AUTOMATED TRUCK SCALE

CAT SCALE COMPANY
P.O. BOX 630
WALCOTT, IA 52773
(563) 284-6283

THE CAT SCALE GUARANTEE

The CAT Scale Company GUARANTEES that our scales will give an accurate weight. What makes us different from other scale companies is that we back up our guarantee with cash.®

IF YOU SHOULD GET AN OVERWEIGHT FINE, YOU SHOULD DO THE FOLLOWING TO GET THE PROBLEM RESOLVED:
1) Post bond and request a court date.
2) Call CAT Scale Company direct 24 hours a day at 1-877-CAT-SCALE (toll free).
3) IMMEDIATELY send a copy of the citation, CAT Scale ticket, your name, company, address, and phone number to CAT Scale Company Attn: Operations Manager.

THANK YOU FOR WEIGHING ON CAT SCALES

The four weights shown below are separate weights. The TOTAL WEIGHT was weighed on a full length platform scale. AXLE WEIGHTS CAN NOT BE CERTIFIED and are NOT LEGAL FOR TRADE, however, CAT SCALE COMPANY GUARANTEES THESE WEIGHTS TO BE CORRECT.

DATE: 7-16-2009

SCALE LOCATION: 278
GEE-CEE'S TRUCKSTOP
I-5 AND EXIT 57
TOLEDO WA

STEER AXLE	24220	LB
DRIVE AXLE	33940	LB
TRAILER AXLE	49260	LB
TOTAL WEIGHT	107420	LB

40040
68460

34.21

COMPANY CELORIE TRACTOR # 23 TRAILER #

WEIGHER'S SIGNATURE: RACHEL WALLACE FEE: 9.00 FULL WEIGH TICKET # (IF REWEIGH)

ONLY CERTIFIED WEIGHTS APPEAR BELOW THIS LINE

CERTIFIED WEIGHTS (Imprint seal)

GROSS

TARE

NET

WEIGH NUMBER
7161

WEIGHMASTER CERTIFICATE

This is to certify that the following described commodity was weighed, measured, or counted by a Weighmaster, whose signature is on this Certificate, who is a recognized authority of accuracy, as prescribed by State Law.

COMMODITY WEIGHED: FREIGHT ALL KINDS
REMARKS:
TRACTOR LICENSE #
TRACTOR #
TRAILER LICENSE #
TRAILER #
TRAILER LICENSE #
TRAILER #

NAME OF WEIGHMASTER (print):
WEIGHMASTER SIGNATURE:

© CAT SCALE COMPANY 19

94517164
TICKET NUMBER

CAT SCALE

CERTIFIED AUTOMATED TRUCK SCALE

CAT SCALE COMPANY
P.O. BOX 630
WALCOTT, IA 52773
(563) 284-6283
www.catscale.com

903
94517164

THE CAT SCALE GUARANTEE

The CAT Scale Company GUARANTEES that our scales will give an accurate weight. What makes us different from other scale companies is that we back up our guarantee with cash.®

IF YOU SHOULD GET AN OVERWEIGHT FINE, YOU SHOULD DO THE FOLLOWING TO GET THE PROBLEM RESOLVED:
1) Post bond and request a court date.
2) Call CAT Scale Company direct 24 hours a day at 1-877-CAT-SCALE (toll free).
3) IMMEDIATELY send a copy of the citation, CAT Scale ticket, your name, company, address, and phone number to CAT Scale Company Attn: Operations Manager.

THANK YOU FOR WEIGHING ON CAT SCALE!

The four weights shown below are separate weights. The TOTAL WEIGHT was weighed on a full length platform scale. AXLE WEIGHTS CAN NOT BE CERTIFIED and are NOT LEGAL FOR TRADE, however, CAT SCALE COMPANY GUARANTEES THESE WEIGHTS TO BE CORRECT.

DATE: 7-16-2009
SCALE LOCATION: 278 GEE-CEE'S TRUCKSTOP I-5 AND EXIT 57 TOLEDO WA

STEER AXLE	21800 lb
DRIVE AXLE	32120 lb
TRAILER AXLE	46100 lb
TOTAL WEIGHT	100020 lb

COMPANY CELORTE TRACTOR # A TRAILER # A

WEIGHER'S SIGNATURE: Rachel Wallace FEE: 1.00 FULL WEIGH TICKET # 94517155 (IF REWEIGH)
RACHEL WALLACE

ONLY CERTIFIED WEIGHTS APPEAR BELOW THIS LINE

CERTIFIED WEIGHTS (imprint seal)

GROSS

TARE

NET

WEIGH NUMBER
7155

WEIGHMASTER CERTIFICATE

This is to certify that the following described commodity was weighed, measured, or counted by a Weighmaster, whose signature is on this Certificate, who is a recognized authority of accuracy, as prescribed by State Law.

COMMODITY WEIGHED: FREIGHT ALL KINDS
REMARKS: Weyerhaeuser Company Integrated Waste Management
TRACTOR LICENSE # ____ TRACTOR # Material Recovery / Transfer Facility
TRAILER LICENSE # ____ TRAILER # PO Box 188
TRAILER LICENSE # ____ TRAILER # Longview, WA 98632 (206) 674-4616
NAME OF WEIGHMASTER (print): ____
WEIGHMASTER SIGNATURE: ____

© CAT SCALE COMPANY® 1997 (WA)

94517163
TICKET NUMBER

CAT SCALE

CERTIFIED AUTOMATED TRUCK SCALE

CAT SCALE COMPANY
P.O. BOX 630
WALCOTT, IA 52773
(563) 284-6283
www.catscale.com

851
94517163

THE CAT SCALE GUARANTEE

The CAT Scale Company GUARANTEES that our scales will give an accurate weight. What makes us different from other scale companies is that we back up our guarantee with cash.®

IF YOU SHOULD GET AN OVERWEIGHT FINE, YOU SHOULD DO THE FOLLOWING TO GET THE PROBLEM RESOLVED:
1) Post bond and request a court date.
2) Call CAT Scale Company direct 24 hours a day at 1-877-CAT-SCALE (toll free).
3) IMMEDIATELY send a copy of the citation, CAT Scale ticket, your name, company, address, and phone number to CAT Scale Company Attn: Operations Manager.

THANK YOU FOR WEIGHING ON CAT SCALE!

The four weights shown below are separate weights. The TOTAL WEIGHT was weighed on a full length platform scale. AXLE WEIGHTS CAN NOT BE CERTIFIED and are NOT LEGAL FOR TRADE, however, CAT SCALE COMPANY GUARANTEES THESE WEIGHTS TO BE CORRECT.

DATE: 7-16-2009
SCALE LOCATION: 278 GEE-CEE'S TRUCKSTOP I-5 AND EXIT 57 TOLEDO WA

STEER AXLE	23200 lb
DRIVE AXLE	33720 lb
TRAILER AXLE	47800 lb
TOTAL WEIGHT	104720 lb

COMPANY CELORTE TRACTOR # 21 TRAILER # 21

WEIGHER'S SIGNATURE: Shari Skinner FEE: 9.00 FULL WEIGH TICKET # ____ (IF REWEIGH)
SHARI SKINNER

ONLY CERTIFIED WEIGHTS APPEAR BELOW THIS LINE

CERTIFIED WEIGHTS (imprint seal)

GROSS

TARE

NET

WEIGH NUMBER
7143

WEIGHMASTER CERTIFICATE

This is to certify that the following described commodity was weighed, measured, or counted by a Weighmaster, whose signature is on this Certificate, who is a recognized authority of accuracy, as prescribed by State Law.

COMMODITY WEIGHED: FREIGHT ALL KINDS
REMARKS: Weyerhaeuser Company Integrated Waste Management
TRACTOR LICENSE # ____ TRACTOR # Material Recovery / Transfer Facility
TRAILER LICENSE # ____ TRAILER # PO Box 188
TRAILER LICENSE # ____ TRAILER # Longview, WA 98632 (206) 674-4616
NAME OF WEIGHMASTER (print): ____
WEIGHMASTER SIGNATURE: ____

© CAT SCALE COMPANY® 1997 (WA)

94517174
TICKET NUMBER

CERTIFIED AUTOMATED TRUCK SCALE

CAT SCALE COMPANY
P.O. BOX 630
WALCOTT, IA 52773
(563) 284-6293
www.catscale.com

THE CAT SCALE GUARANTEE

The CAT Scale Company GUARANTEES that our scales will give an accurate weight. What makes us different from other scale companies is that we back up our guarantee with cash.®

IF YOU SHOULD GET AN OVERWEIGHT FINE, YOU SHOULD DO THE FOLLOWING TO GET THE PROBLEM RESOLVED:
1) Post bond and request a court date.
2) Call CAT Scale Company direct 24 hours a day at 1-877-CAT-SCALE (toll free).
3) IMMEDIATELY send a copy of the citation, CAT Scale ticket, your name, company, address, and phone number to CAT Scale Company Attn: Operations Manager.

THANK YOU FOR WEIGHING ON CAT SCALE!

The four weights shown below are separate weights. The TOTAL WEIGHT was weighed on a full length platform scale. AXLE WEIGHTS CAN NOT BE CERTIFIED and are NOT LEGAL FOR TRADE, however, CAT SCALE COMPANY GUARANTEES THESE WEIGHTS TO BE CORRECT.

DATE: 7-16-2009
SCALE LOCATION: 278 BEE-CEE'S TRUCKSTOP I-5 AND EXIT 57 TOLEDO WA

STEER AXLE	24[illegible]	LB
DRIVE AXLE	33[illegible]20	LB
TRAILER AXLE	4[illegible]20	LB
TOTAL WEIGHT	10[illegible]60	LB

40040
65720

COMPANY CELORIE TRACTOR # [illegible] TRAILER # [illegible]

WEIGHER'S SIGNATURE: EDDIE LOPEZ FEE: 1.00 FULL WEIGH TICKET # [illegible] (IF REWEIGH)

ONLY CERTIFIED WEIGHTS APPEAR BELOW THIS LINE

CERTIFIED WEIGHTS (IMPRINT HERE)

GROSS

TARE

NET

WEIGH NUMBER
7161

WEIGHMASTER CERTIFICATE

This is to certify that the following described commodity was weighed, measured, or counted by a Weighmaster, whose signature is on this Certificate, who is a recognized authority of accuracy, as prescribed by State Law.

COMMODITY WEIGHED: FREIGHT ALL KINDS (Weyerhaeuser Company)
REMARKS: (Intercontinental Waste Management) (Material Recovery / Transfer Facility)
TRACTOR LICENSE #: TRACTOR #: (PO Box 188)
TRAILER LICENSE #: TRAILER #: (Longview, WA 98632)
TRAILER LICENSE #: TRAILER #: ([illegible]) 575-4414
NAME OF WEIGHMASTER (print):
WEIGHMASTER SIGNATURE:

© CAT SCALE COMPANY 1[illegible] (WA)

94517165
TICKET NUMBER

CERTIFIED AUTOMATED TRUCK SCALE

CAT SCALE COMPANY
P.O. BOX 630
WALCOTT, IA 52773
(563) 284-6293
www.catscale.com

THE CAT SCALE GUARANTEE

The CAT Scale Company GUARANTEES that our scales will give an accurate weight. What makes us different from other scale companies is that we back up our guarantee with cash.®

IF YOU SHOULD GET AN OVERWEIGHT FINE, YOU SHOULD DO THE FOLLOWING TO GET THE PROBLEM RESOLVED:
1) Post bond and request a court date.
2) Call CAT Scale Company direct 24 hours a day at 1-877-CAT-SCALE (toll free).
3) IMMEDIATELY send a copy of the citation, CAT Scale ticket, your name, company, address, and phone number to CAT Scale Company Attn: Operations Manager.

THANK YOU FOR WEIGHING ON CAT SCALE!

The four weights shown below are separate weights. The TOTAL WEIGHT was weighed on a full length platform scale. AXLE WEIGHTS CAN NOT BE CERTIFIED and are NOT LEGAL FOR TRADE, however, CAT SCALE COMPANY GUARANTEES THESE WEIGHTS TO BE CORRECT.

DATE: 7-16-2009
SCALE LOCATION: 278 BEE-CEE'S TRUCKSTOP I-5 AND EXIT 57 TOLEDO WA

STEER AXLE	24[illegible]6	LB
DRIVE AXLE	34700	LB
TRAILER AXLE	45400	LB
TOTAL WEIGHT	104150	LB

COMPANY CELORIE TRACTOR # [illegible] TRAILER # [illegible]

WEIGHER'S SIGNATURE: SHARI SKINNER FEE: 1.00 FULL WEIGH TICKET # 94517156 (IF REWEIGH)

ONLY CERTIFIED WEIGHTS APPEAR BELOW THIS LINE

CERTIFIED WEIGHTS (IMPRINT HERE)

GROSS

TARE

NET

WEIGH NUMBER
7154

WEIGHMASTER CERTIFICATE

This is to certify that the following described commodity was weighed, measured, or counted by a Weighmaster, whose signature is on this Certificate, who is a recognized authority of accuracy, as prescribed by State Law.

COMMODITY WEIGHED: FREIGHT ALL KINDS (Weyerhaeuser Company)
REMARKS: (Intercontinental Waste Management) (Material Recovery / Transfer Facility)
TRACTOR LICENSE #: TRACTOR #: (PO Box 188)
TRAILER LICENSE #: TRAILER #: (Longview, WA 98632)
TRAILER LICENSE #: TRAILER #: ([illegible]) 575-4414
NAME OF WEIGHMASTER (print):
WEIGHMASTER SIGNATURE:

© CAT SCALE COMPANY 1[illegible] (WA)

94517177
TICKET NUMBER

CAT SCALE

CERTIFIED AUTOMATED TRUCK SCALE

CAT SCALE COMPANY
P.O. BOX 630
WALCOTT, IA 52773
(563) 284-6263
www.catscale.com

1229
94517177

THE CAT SCALE GUARANTEE

The CAT Scale Company GUARANTEES that our scales will give an accurate weight. What makes us different from other scale companies is that we back up our guarantee with cash.©

IF YOU SHOULD GET AN OVERWEIGHT FINE, YOU SHOULD DO THE FOLLOWING TO GET THE PROBLEM RESOLVED:

1) Post bond and request a court date.
2) Call CAT Scale Company direct 24 hours a day at 1-877-CAT-SCALE (toll free).
3) IMMEDIATELY send a copy of the citation, CAT Scale ticket, your name, company, address, and phone number to CAT Scale Company Attn: Operations Manager.

THANK YOU FOR WEIGHING ON CAT SCALE!

The four weights shown below are separate weights. The TOTAL WEIGHT was weighed on a full length platform scale. AXLE WEIGHTS CAN NOT BE CERTIFIED and are NOT LEGAL FOR TRADE, however, CAT SCALE COMPANY GUARANTEES THESE WEIGHTS TO BE CORRECT.

DATE: 7-16-2009
278
SCALE LOCATION: GEE-CEE'S TRUCKSTOP
I-5 AND EXIT 57
TOLEDO WA

STEER AXLE	23460 lb
DRIVE AXLE	33240 lb
TRAILER AXLE	48740 lb
TOTAL WEIGHT	105440 lb

COMPANY CELORIE TRACTOR # 21 TRAILER # 21

WEIGHER'S SIGNATURE: EDDIE LOPEZ FEE: 1.00 FULL WEIGH TICKET # 94517163 (IF REWEIGH)

ONLY CERTIFIED WEIGHTS APPEAR BELOW THIS LINE

CERTIFIED WEIGHTS (imprint seal)

GROSS

TARE

NET

WEIGH NUMBER
7163

WEIGHMASTER CERTIFICATE

This is to certify that the following described commodity was weighed, measured, or counted by a Weighmaster, whose signature is on this Certificate, who is a recognized authority of accuracy, as prescribed by State Law.

COMMODITY WEIGHED: FREIGHT ALL KINDS
REMARKS:
TRACTOR LICENSE # TRACTOR # Weyerhaeuser Company Integrated Waste Management Material Recovery / Transfer Facility
TRAILER LICENSE # TRAILER # PO Box 188
TRAILER LICENSE # TRAILER # Longview, WA 98632 (206) 578-4616

NAME OF WEIGHMASTER (print):
WEIGHMASTER SIGNATURE:

© CAT SCALE COMPANY® 1/2 (WA)

94517175
TICKET NUMBER

CAT SCALE

CERTIFIED AUTOMATED TRUCK SCALE

CAT SCALE COMPANY
P.O. BOX 630
WALCOTT, IA 52773

THE CAT SCALE GUARANTEE

The CAT Scale Company GUARANTEES that our scales will give an accurate weight. What makes us different from other scale companies is that we back up our guarantee with cash.©

IF YOU SHOULD GET AN OVERWEIGHT FINE, YOU SHOULD DO THE FOLLOWING TO GET THE PROBLEM RESOLVED:

1) Post bond and request a court date.
2) Call CAT Scale Company direct 24 hours a day at 1-877-CAT-SCALE (toll free).
3) IMMEDIATELY send a copy of the citation, CAT Scale ticket, your name, company, address, and phone number to CAT Scale Company Attn: Operations Manager.

THANK YOU FOR WEIGHING ON CAT SCALE!

The four weights shown below are separate weights. The TOTAL WEIGHT was weighed on a full length platform scale. AXLE WEIGHTS CAN NOT BE CERTIFIED and are NOT LEGAL FOR TRADE, however, CAT SCALE COMPANY GUARANTEES THESE WEIGHTS TO BE CORRECT.

DATE: 7-16-2009
278
SCALE LOCATION: GEE-CEE'S TRUCKSTOP
I-5 AND EXIT 57
TOLEDO WA

STEER AXLE	23740 lb
DRIVE AXLE	31900 lb
TRAILER AXLE	52000 lb
TOTAL WEIGHT	107640 lb

COMPANY CELORIE TRACTOR # 22 TRAILER # 22

WEIGHER'S SIGNATURE: MARCIA FRIEND FEE: 1.00 FULL WEIGH TICKET # 94517154 (IF REWEIGH)

ONLY CERTIFIED WEIGHTS APPEAR BELOW THIS LINE

CERTIFIED WEIGHTS (imprint seal)

GROSS

TARE

NET

WEIGH NUMBER
7154

WEIGHMASTER CERTIFICATE

This is to certify that the following described commodity was weighed, measured, or counted by a Weighmaster, whose signature is on this Certificate, who is a recognized authority of accuracy, as prescribed by State Law.

COMMODITY WEIGHED: FREIGHT ALL KINDS
REMARKS:
TRACTOR LICENSE # TRACTOR # Weyerhaeuser Company Integrated Waste Management Material Recovery / Transfer Facility
TRAILER LICENSE # TRAILER # PO Box 188
TRAILER LICENSE # TRAILER # Longview, WA 98632 (206) 578-4616

NAME OF WEIGHMASTER (print):
WEIGHMASTER SIGNATURE:

© CAT SCALE COMPANY® 1/2 (WA)

94517180
TICKET NUMBER

CAT SCALE

CERTIFIED AUTOMATED TRUCK SCALE

CAT SCALE COMPANY
P.O. BOX 530
WALCOTT, IA 52773
(563) 284-5263
www.catscale.com

1254
94517180

THE CAT SCALE GUARANTEE

The CAT Scale Company GUARANTEES that our scales will give an accurate weight. What makes us different from other scale companies is that we back up our guarantee with cash.®

IF YOU SHOULD GET AN OVERWEIGHT FINE, YOU SHOULD DO THE FOLLOWING TO GET THE PROBLEM RESOLVED:
1) Post bond and request a court date.
2) Call CAT Scale Company direct 24 hours a day at 1-877-CAT-SCALE (toll free).
3) IMMEDIATELY send a copy of the citation, CAT Scale ticket, your name, company, address, and phone number to CAT Scale Company Attn: Operations Manager.

THANK YOU FOR WEIGHING ON CAT SCALE!

The four weights shown below are separate weights. The TOTAL WEIGHT was weighed on a full length platform scale. AXLE WEIGHTS CAN NOT BE CERTIFIED and are NOT LEGAL FOR TRADE, however, CAT SCALE COMPANY GUARANTEES THESE WEIGHTS TO BE CORRECT.

DATE: 7-16-2009
SCALE LOCATION: 278 GEE-CEE'S TRUCKSTOP I-5 AND EXIT 57 TOLEDO WA

STEER AXLE	21940 lb
DRIVE AXLE	32100 lb
TRAILER AXLE	47220 lb
TOTAL WEIGHT	101260 lb

COMPANY CELORIE TRACTOR # 6 TRAILER # 6

WEIGHER'S SIGNATURE: EDDIE LOPEZ FEE 1.00 FULL WEIGH TICKET # 94517155 (IF REWEIGH)

ONLY CERTIFIED WEIGHTS APPEAR BELOW THIS LINE

CERTIFIED WEIGHTS (imprint seal)

GROSS
TARE
NET

WEIGH NUMBER
7155

WEIGHMASTER CERTIFICATE

This is to certify that the following described commodity was weighed, measured, or counted by a Weighmaster, whose signature is on this Certificate, who is a recognized authority of accuracy, as prescribed by State Law.

COMMODITY WEIGHED: FREIGHT ALL KINDS
REMARKS:
TRACTOR LICENSE # TRACTOR # Weyerhaeuser Company Integrated Waste Management Material Recovery / Transfer Facility
TRAILER LICENSE # TRAILER # PO Box 188
TRAILER LICENSE # TRAILER # Longview, WA 98632 (206) 578-4616
NAME OF WEIGHMASTER (print):
WEIGHMASTER SIGNATURE:

© CAT SCALE COMPANY® 1[illegible] (WS)

94517179
TICKET NUMBER

CAT SCALE

CERTIFIED AUTOMATED TRUCK SCALE

CAT SCALE COMPANY
P.O. BOX 530
WALCOTT, IA 52773
(563) 284-5263
www.catscale.com

[redacted]



THE CAT SCALE GUARANTEE

The CAT Scale Company GUARANTEES that our scales will give an accurate weight. What makes us different from other scale companies is that we back up our guarantee with cash.®

IF YOU SHOULD GET AN OVERWEIGHT FINE, YOU SHOULD DO THE FOLLOWING TO GET THE PROBLEM RESOLVED:
1) Post bond and request a court date.
2) Call CAT Scale Company direct 24 hours a day at 1-877-CAT-SCALE (toll free).
3) IMMEDIATELY send a copy of the citation, CAT Scale ticket, your name, company, address, and phone number to CAT Scale Company Attn: Operations Manager.

THANK YOU FOR WEIGHING ON CAT SCALE!

The four weights shown below are separate weights. The TOTAL WEIGHT was weighed on a full length platform scale. AXLE WEIGHTS CAN NOT BE CERTIFIED and are NOT LEGAL FOR TRADE, however, CAT SCALE COMPANY GUARANTEES THESE WEIGHTS TO BE CORRECT.

DATE: 7-16-2009
SCALE LOCATION: 278 GEE-CEE'S TRUCKSTOP I-5 AND EXIT 57 TOLEDO WA

STEER AXLE	23320 lb
DRIVE AXLE	34440 lb
TRAILER AXLE	50580 lb
TOTAL WEIGHT	108340 lb

COMPANY CELORIE TRACTOR # 11 TRAILER # 11

WEIGHER'S SIGNATURE: EDDIE LOPEZ FEE 1.00 FULL WEIGH TICKET # 94517156 (IF REWEIGH)

ONLY CERTIFIED WEIGHTS APPEAR BELOW THIS LINE

CERTIFIED WEIGHTS (imprint seal)

GROSS
TARE
NET

WEIGH NUMBER
7156

WEIGHMASTER CERTIFICATE

This is to certify that the following described commodity was weighed, measured, or counted by a Weighmaster, whose signature is on this Certificate, who is a recognized authority of accuracy, as prescribed by State Law.

COMMODITY WEIGHED: FREIGHT ALL KINDS
REMARKS:
TRACTOR LICENSE # TRACTOR # Weyerhaeuser Company Integrated Waste Management Material Recovery / Transfer Facility PO Box 188 Longview, WA 98632
TRAILER LICENSE # TRAILER # (206) 578-4616
TRAILER LICENSE # TRAILER #
NAME OF WEIGHMASTER (print):
WEIGHMASTER SIGNATURE:

© CAT SCALE COMPANY® 1[illegible] (WS)

94517195
TICKET NUMBER

CAT SCALE

CERTIFIED AUTOMATED TRUCK SCALE

CAT SCALE COMPANY
PO. BOX 630
WALCOTT, IA 52773
(563) 284-6263
www.catscale.com

THE CAT SCALE GUARANTEE

The CAT Scale Company GUARANTEES that our scales will give an accurate weight. What makes us different from other scale companies is that we back up our guarantee with cash.®

IF YOU SHOULD GET AN OVERWEIGHT FINE, YOU SHOULD DO THE FOLLOWING TO GET THE PROBLEM RESOLVED:

1) Post bond and request a court date.
2) Call CAT Scale Company direct 24 hours a day at 1-877-CAT-SCALE (toll free).
3) IMMEDIATELY send a copy of the citation, CAT Scale ticket, your name, company, address, and phone number to CAT Scale Company Attn: Operations Manager.

THANK YOU FOR WEIGHING ON CAT SCALE

The four weights shown below are separate weights. The TOTAL WEIGHT was weighed on a full length platform scale. AXLE WEIGHTS CAN NOT BE CERTIFIED and are NOT LEGAL FOR TRADE, however, CAT SCALE COMPANY GUARANTEES THESE WEIGHTS TO BE CORRECT.

DATE: 7-17-2009
278
SCALE LOCATION: GEE-CEE'S TRUCKSTOP
I-5 AND EXIT 57
TOLEDO WA

STEER AXLE 22900 lb
DRIVE AXLE 33900 lb
TRAILER AXLE 49360 lb
TOTAL WEIGHT 106160 lb

COMPANY CEGLIE TRACTOR # [illegible] TRAILER # [illegible]

WEIGHER'S SIGNATURE: [signature] SHORT SKINNER FEE: 9.00 FULL WEIGH TICKET # (IF REWEIGH)

ONLY CERTIFIED WEIGHTS APPEAR BELOW THIS LINE

CERTIFIED WEIGHTS (imprint seal)

GROSS
TARE
NET

WEIGH NUMBER
7195

WEIGHMASTER CERTIFICATE

This is to certify that the following described commodity was weighed, measured, or counted by a Weighmaster, whose signature is on this Certificate, who is a recognized authority of accuracy, as prescribed by State Law.

COMMODITY WEIGHED: FREIGHT ALL KINDS
REMARKS:
TRACTOR LICENSE # TRACTOR #
TRAILER LICENSE # TRAILER #
TRAILER LICENSE # TRAILER #

Weyerhaeuser Company
Integrated Waste Management
Material Recovery / Transfer Facility
PO Box 188
Longview, WA 98632
(206) 578-1416

NAME OF WEIGHMASTER (print):
WEIGHMASTER SIGNATURE:

© CAT SCALE COMPANY® 12/ (WA)

94517193
TICKET NUMBER

CAT SCALE

CERTIFIED AUTOMATED TRUCK SCALE

CAT SCALE COMPANY
PO. BOX 630
WALCOTT, IA 52773
(563) 284-6263
www.catscale.com

443
94517193

THE CAT SCALE GUARANTEE

The CAT Scale Company GUARANTEES that our scales will give an accurate weight. What makes us different from other scale companies is that we back up our guarantee with cash.®

IF YOU SHOULD GET AN OVERWEIGHT FINE, YOU SHOULD DO THE FOLLOWING TO GET THE PROBLEM RESOLVED:

1) Post bond and request a court date.
2) Call CAT Scale Company direct 24 hours a day at 1-877-CAT-SCALE (toll free).
3) IMMEDIATELY send a copy of the citation, CAT Scale ticket, your name, company, address, and phone number to CAT Scale Company Attn: Operations Manager.

THANK YOU FOR WEIGHING ON CAT SCALE

The four weights shown below are separate weights. The TOTAL WEIGHT was weighed on a full length platform scale. AXLE WEIGHTS CAN NOT BE CERTIFIED and are NOT LEGAL FOR TRADE, however, CAT SCALE COMPANY GUARANTEES THESE WEIGHTS TO BE CORRECT.

DATE: 7-17-2009
278
SCALE LOCATION: GEE-CEE'S TRUCKSTOP
I-5 AND EXIT 57
TOLEDO WA

STEER AXLE 22340 lb
DRIVE AXLE 31500 lb
TRAILER AXLE 49520 lb
TOTAL WEIGHT 103360 lb 81.66
63320

COMPANY CELGRIE TRACTOR # 23 TRAILER # 23T

WEIGHER'S SIGNATURE: [signature] PAMELA BAKER FEE: 1.00 FULL WEIGH TICKET # 94517161 (IF REWEIGH)

ONLY CERTIFIED WEIGHTS APPEAR BELOW THIS LINE

CERTIFIED WEIGHTS (imprint seal)

GROSS
TARE
NET

WEIGH NUMBER
7161

WEIGHMASTER CERTIFICATE

This is to certify that the following described commodity was weighed, measured, or counted by a Weighmaster, whose signature is on this Certificate, who is a recognized authority of accuracy, as prescribed by State Law.

COMMODITY WEIGHED: FREIGHT ALL KINDS
REMARKS:
TRACTOR LICENSE # TRACTOR #
TRAILER LICENSE # TRAILER #
TRAILER LICENSE # TRAILER #

Weyerhaeuser Company
Integrated Waste Management
Material Recovery / Transfer Facility
PO Box 188
Longview, WA 98632
(206) 578-1416

NAME OF WEIGHMASTER (print):
WEIGHMASTER SIGNATURE:

© CAT SCALE COMPANY® 12/ (WA)

94517197
TICKET NUMBER

THE CAT SCALE GUARANTEE

The CAT Scale Company GUARANTEES that our scales will give an accurate weight. What makes us different from other scale companies is that we back up our guarantee with cash.®

IF YOU SHOULD GET AN OVERWEIGHT FINE, YOU SHOULD DO THE FOLLOWING TO GET THE PROBLEM RESOLVED:

1) Post bond and request a court date.
2) Call CAT Scale Company direct 24 hours a day at 1-877-CAT-SCALE (toll free).
3) IMMEDIATELY send a copy of the citation, CAT Scale ticket, your name, company, address, and phone number to CAT Scale Company Attn: Operations Manager.

THANK YOU FOR WEIGHING ON CAT SCALE!

CERTIFIED AUTOMATED TRUCK SCALE

CAT SCALE COMPANY
P.O. BOX 580
WALCOTT, IA 52773
(563) 284-6263
www.catscale.com

The four weights shown below are separate weights. The TOTAL WEIGHT was weighed on a full length platform scale. AXLE WEIGHTS CAN NOT BE CERTIFIED and are NOT LEGAL FOR TRADE, however, CAT SCALE COMPANY GUARANTEES THESE WEIGHTS TO BE CORRECT.

DATE: 7-17-2009

SCALE LOCATION: 278
GEE-CEE'S TRUCKSTOP
I-5 AND EXIT 57
TOLEDO WA

STEER AXLE	23140	LB
DRIVE AXLE	34000	LB
TRAILER AXLE	43920	LB
TOTAL WEIGHT	101060	LB

COMPANY CEL OBRIE TRACTOR # 11 TRAILER # 1

WEIGHER'S SIGNATURE: SHART SKINNER FEE: 1.00 FULL WEIGH TICKET # 94517 (IF REWEIGH)

ONLY CERTIFIED WEIGHTS APPEAR BELOW THIS LINE

CERTIFIED WEIGHTS (Imprint seal)

GROSS

TARE

NET

WEIGH NUMBER
7156

WEIGHMASTER CERTIFICATE

This is to certify that the following described commodity was weighed, measured, or counted by a Weighmaster, whose signature is on this Certificate, who is a recognized authority of accuracy, as prescribed by State Law.

COMMODITY WEIGHED: FREIGHT ALL KINDS
REMARKS: Weyerhaeuser Company
Integrated Waste Management
Material Recovery / Transfer Facility
TRACTOR LICENSE # TRACTOR #
TRAILER LICENSE # TRAILER # PO Box 188
TRAILER LICENSE # TRAILER # Longview, WA 98632
(206) 539-4456
NAME OF WEIGHMASTER (print):
WEIGHMASTER SIGNATURE:

© CAT SCALE COMPANY® USA (WA)

94517194
TICKET NUMBER

THE CAT SCALE GUARANTEE

The CAT Scale Company GUARANTEES that our scales will give an accurate weight. What makes us different from other scale companies is that we back up our guarantee with cash.®

IF YOU SHOULD GET AN OVERWEIGHT FINE, YOU SHOULD DO THE FOLLOWING TO GET THE PROBLEM RESOLVED:

1) Post bond and request a court date.
2) Call CAT Scale Company direct 24 hours a day at 1-877-CAT-SCALE (toll free).
3) IMMEDIATELY send a copy of the citation, CAT Scale ticket, your name, company, address, and phone number to CAT Scale Company Attn: Operations Manager.

THANK YOU FOR WEIGHING ON CAT SCALE!

CERTIFIED AUTOMATED TRUCK SCALE

CAT SCALE COMPANY
PO. BOX 580
WALCOTT, IA 52773
(563) 284-6263
www.catscale.com

446
94517194

The four weights shown below are separate weights. The TOTAL WEIGHT was weighed on a full length platform scale. AXLE WEIGHTS CAN NOT BE CERTIFIED and are NOT LEGAL FOR TRADE, however, CAT SCALE COMPANY GUARANTEES THESE WEIGHTS TO BE CORRECT.

DATE: 7-17-2009

SCALE LOCATION: 278
GEE-CEE'S TRUCKSTOP
I-5 AND EXIT 57
TOLEDO WA

STEER AXLE	23220	LB
DRIVE AXLE	32460	LB
TRAILER AXLE	48820	LB
TOTAL WEIGHT	104500	LB

COMPANY CEL OBRIE TRACTOR # 21 TRAILER # 21

WEIGHER'S SIGNATURE: SHART SKINNER FEE: 1.00 FULL WEIGH TICKET # 94517162 (IF REWEIGH)

ONLY CERTIFIED WEIGHTS APPEAR BELOW THIS LINE

CERTIFIED WEIGHTS (Imprint seal)

GROSS

TARE

NET

WEIGH NUMBER
7163

WEIGHMASTER CERTIFICATE

This is to certify that the following described commodity was weighed, measured, or counted by a Weighmaster, whose signature is on this Certificate, who is a recognized authority of accuracy, as prescribed by State Law.

COMMODITY WEIGHED: FREIGHT ALL KINDS
REMARKS: Weyerhaeuser Company
Integrated Waste Management
Material Recovery / Transfer Facility
TRACTOR LICENSE # TRACTOR # PO Box 188
TRAILER LICENSE # TRAILER # Longview, WA 98632
TRAILER LICENSE # TRAILER # (206) 539-4456
NAME OF WEIGHMASTER (print):
WEIGHMASTER SIGNATURE:

© CAT SCALE COMPANY® USA (WA)

94525202
TICKET NUMBER

CERTIFIED AUTOMATED TRUCK SCALE

CAT SCALE COMPANY
P.O. BOX 630
WALCOTT, IA 52773
(563) 284-6253
www.catscale.com

THE CAT SCALE GUARANTEE

The CAT Scale Company GUARANTEES that our scales will give an accurate weight. What makes us different from other scale companies is that we back up our guarantee with cash.©

IF YOU SHOULD GET AN OVERWEIGHT FINE, YOU SHOULD DO THE FOLLOWING TO GET THE PROBLEM RESOLVED:
1) Post bond and request a court date.
2) Call CAT Scale Company direct 24 hours a day at 1-877-CAT-SCALE (toll free).
3) IMMEDIATELY send a copy of the citation, CAT Scale ticket, your name, company, address, and phone number to CAT Scale Company Attn: Operations Manager.

THANK YOU FOR WEIGHING ON CAT SCALE!

The four weights shown below are separate weights. The TOTAL WEIGHT was weighed on a full length platform scale. AXLE WEIGHTS CAN NOT BE CERTIFIED and are NOT LEGAL FOR TRADE, however, CAT SCALE COMPANY GUARANTEES THESE WEIGHTS TO BE CORRECT.

DATE: 7-17-2009
SCALE LOCATION: 278 GEE-CEE'S TRUCKSTOP I-5 AND EXIT 57 TOLEDO WA

STEER AXLE	[illegible]
DRIVE AXLE	[illegible]
TRAILER AXLE	[illegible]
TOTAL WEIGHT	[illegible]

32.75

COMPANY CELORIE TRACTOR # [illegible] TRAILER # [illegible]

WEIGHER'S SIGNATURE: [signature] FEE: 1.00 FULL WEIGH TICKET # [illegible] (IF REWEIGH)

ONLY CERTIFIED WEIGHTS APPEAR BELOW THIS LINE

CERTIFIED WEIGHTS (imprint seal)

GROSS

TARE

NET

WEIGH NUMBER
7161

WEIGHMASTER CERTIFICATE

This is to certify that the following described commodity was weighed, measured, or counted by a Weighmaster, whose signature is on this Certificate, who is a recognized authority of accuracy, as prescribed by State Law.

COMMODITY WEIGHED: [illegible] Company
REMARKS: Integrated Waste Management
TRACTOR LICENSE # ____ TRACTOR # Material Recovery / Transfer Facility
TRAILER LICENSE # ____ TRAILER # PO Box 188 Longview, WA 98632
TRAILER LICENSE # ____ TRAILER # (206) 674-4416

NAME OF WEIGHMASTER (print): ____
WEIGHMASTER SIGNATURE: ____

© CAT SCALE COMPANY® 19[illegible] (WA)

94517196
TICKET NUMBER

CERTIFIED AUTOMATED TRUCK SCALE

CAT SCALE COMPANY
P.O. BOX 630
WALCOTT, IA 52773
(563) 284-6253
www.catscale.com

459
94517196

THE CAT SCALE GUARANTEE

The CAT Scale Company GUARANTEES that our scales will give an accurate weight. What makes us different from other scale companies is that we back up our guarantee with cash.©

IF YOU SHOULD GET AN OVERWEIGHT FINE, YOU SHOULD DO THE FOLLOWING TO GET THE PROBLEM RESOLVED:
1) Post bond and request a court date.
2) Call CAT Scale Company direct 24 hours a day at 1-877-CAT-SCALE (toll free).
3) IMMEDIATELY send a copy of the citation, CAT Scale ticket, your name, company, address, and phone number to CAT Scale Company Attn: Operations Manager.

THANK YOU FOR WEIGHING ON CAT SCALE!

The four weights shown below are separate weights. The TOTAL WEIGHT was weighed on a full length platform scale. AXLE WEIGHTS CAN NOT BE CERTIFIED and are NOT LEGAL FOR TRADE, however, CAT SCALE COMPANY GUARANTEES THESE WEIGHTS TO BE CORRECT.

DATE: 7-17-2009
SCALE LOCATION: 278 GEE-CEE'S TRUCKSTOP I-5 AND EXIT 57 TOLEDO WA

STEER AXLE	23040 lb
DRIVE AXLE	38020 lb
TRAILER AXLE	47860 lb
TOTAL WEIGHT	108920 lb

COMPANY CELORIE TRACTOR # A TRAILER # A

WEIGHER'S SIGNATURE: [signature] FEE: 1.00 FULL WEIGH TICKET # 94517155 (IF REWEIGH)
SHART SKINNER

ONLY CERTIFIED WEIGHTS APPEAR BELOW THIS LINE

CERTIFIED WEIGHTS (imprint seal)

GROSS

TARE

NET

WEIGH NUMBER
7155

WEIGHMASTER CERTIFICATE

This is to certify that the following described commodity was weighed, measured, or counted by a Weighmaster, whose signature is on this Certificate, who is a recognized authority of accuracy, as prescribed by State Law.

COMMODITY WEIGHED: FREIGHT ALL KINDS Weyerhaeuser Company
REMARKS: Integrated Waste Management
TRACTOR LICENSE # ____ TRACTOR # Material Recovery / Transfer Facility
TRAILER LICENSE # ____ TRAILER # PO Box 188 Longview, WA 98632
TRAILER LICENSE # ____ TRAILER # (206) 674-4416

NAME OF WEIGHMASTER (print): ____
WEIGHMASTER SIGNATURE: ____

© CAT SCALE COMPANY® 19[illegible] (WA)

94525205
TICKET NUMBER

CERTIFIED AUTOMATED TRUCK SCALE

CAT SCALE COMPANY
P.O. BOX 630
WALCOTT, IA 52773
(563) 284-6263
www.catscale.com

THE CAT SCALE GUARANTEE

The CAT Scale Company GUARANTEES that our scales will give an accurate weight. What makes us different from other scale companies is that we back up our guarantee with cash.®

IF YOU SHOULD GET AN OVERWEIGHT FINE, YOU SHOULD DO THE FOLLOWING TO GET THE PROBLEM RESOLVED:
1) Post bond and request a court date.
2) Call CAT Scale Company direct 24 hours a day at 1-877-CAT-SCALE (toll free).
3) IMMEDIATELY send a copy of the citation, CAT Scale ticket, your name, company, address, and phone number to CAT Scale Company Attn: Operations Manager.

THANK YOU FOR WEIGHING ON CAT SCALE!

The four weights shown below are separate weights. The TOTAL WEIGHT was weighed on a full length platform scale. AXLE WEIGHTS CAN NOT BE CERTIFIED and are NOT LEGAL FOR TRADE, however, CAT SCALE COMPANY GUARANTEES THESE WEIGHTS TO BE CORRECT.

DATE: 7-17-2009
SCALE LOCATION: 278 GEE-CEE'S TRUCKSTOP I-5 AND EXIT 57 TOLEDO WA

STEER AXLE	24000 LB
DRIVE AXLE	39180 LB
TRAILER AXLE	50040 LB
TOTAL WEIGHT	107220 LB

ASA
9451720S COMPANY GEORGIE TRACTOR # 21 TRAILER # 21T

WEIGHER'S SIGNATURE: _____ FEE: 9.00 FULL WEIGH TICKET # _____ (IF REWEIGH)

ONLY CERTIFIED WEIGHTS APPEAR BELOW THIS LINE

CERTIFIED WEIGHTS (Imprint seal)

GROSS

TARE

NET

WEIGH NUMBER 7205

WEIGHMASTER CERTIFICATE

This is to certify that the following described commodity was weighed, measured, or counted by a Weighmaster, whose signature is on this Certificate, who is a recognized authority of accuracy, as prescribed by State Law.

COMMODITY WEIGHED: FREIGHT ALL KINDS Weyerhaeuser Company
REMARKS: Integrated Waste Management
TRACTOR LICENSE #: _____ TRACTOR # Material Recovery / Transfer Facility
TRAILER LICENSE # _____ TRAILER # PO Box 188
TRAILER LICENSE # _____ TRAILER # Longview, WA 98632 (206) 576-4414

NAME OF WEIGHMASTER (print): _____
WEIGHMASTER SIGNATURE: _____

© CAT SCALE COMPANY™ 1M (WA)

94525204
TICKET NUMBER

CERTIFIED AUTOMATED TRUCK SCALE

CAT SCALE COMPANY
P.O. BOX 630

THE CAT SCALE GUARANTEE

The CAT Scale Company GUARANTEES that our scales will give an accurate weight. What makes us different from other scale companies is that we back up our guarantee with cash.®

IF YOU SHOULD GET AN OVERWEIGHT FINE, YOU SHOULD DO THE FOLLOWING TO GET THE PROBLEM RESOLVED:
1) Post bond and request a court date.
2) Call CAT Scale Company direct 24 hours a day at 1-877-CAT-SCALE (toll free).
3) IMMEDIATELY send a copy of the citation, CAT Scale ticket, your name, company, address, and phone number to CAT Scale Company Attn: Operations Manager.

THANK YOU FOR WEIGHING ON CAT SCALE

The four weights shown below are separate weights. The TOTAL WEIGHT was weighed on a full length platform scale. AXLE WEIGHTS CAN NOT BE CERTIFIED and are NOT LEGAL FOR TRADE, however, CAT SCALE COMPANY GUARANTEES THESE WEIGHTS TO BE CORRECT.

DATE: 7-17-2009
SCALE LOCATION: 278 GEE-CEE'S TRUCKSTOP I-5 AND EXIT 57 TOLEDO WA

STEER AXLE	23100 LB
DRIVE AXLE	31300 LB
TRAILER AXLE	53620 LB
TOTAL WEIGHT	108020 LB

COMPANY CEROLIE TRACTOR # 22 TRAILER # 22

WEIGHER'S SIGNATURE: _____ FEE: 1.00 FULL WEIGH TICKET # 9451/194 (IF REWEIGH)

ONLY CERTIFIED WEIGHTS APPEAR BELOW THIS LINE

CERTIFIED WEIGHTS (Imprint seal)

GROSS

TARE

NET

WEIGH NUMBER 7195

WEIGHMASTER CERTIFICATE

This is to certify that the following described commodity was weighed, measured, or counted by a Weighmaster, whose signature is on this Certificate, who is a recognized authority of accuracy, as prescribed by State Law.

COMMODITY WEIGHED: FREIGHT ALL KINDS Weyerhaeuser Company
REMARKS: Integrated Waste Management
TRACTOR LICENSE #: _____ TRACTOR # Material Recovery / Transfer Facility
TRAILER LICENSE # _____ TRAILER # PO Box 188
TRAILER LICENSE # _____ TRAILER # Longview, WA 98632 (206) 576-4414

NAME OF WEIGHMASTER (print): _____
WEIGHMASTER SIGNATURE: _____

© CAT SCALE COMPANY™ 1M (WA)

94525208
TICKET NUMBER

CAT SCALE

CERTIFIED AUTOMATED TRUCK SCALE

CAT SCALE COMPANY
P.O. BOX 630
WALCOTT, IA 52773
(563) 284-6263
www.catscale.com

THE CAT SCALE GUARANTEE

The CAT Scale Company GUARANTEES that our scales will give an accurate weight. What makes us different from other scale companies is that we back up our guarantee with cash.®

IF YOU SHOULD GET AN OVERWEIGHT FINE, YOU SHOULD DO THE FOLLOWING TO GET THE PROBLEM RESOLVED:

1) Post bond and request a court date.
2) Call CAT Scale Company direct 24 hours a day at 1-877-CAT-SCALE (toll free).
3) IMMEDIATELY send a copy of the citation, CAT Scale ticket, your name, company, address, and phone number to CAT Scale Company Attn: Operations Manager.

THANK YOU FOR WEIGHING ON CAT SCALE!

The four weights shown below are separate weights. The TOTAL WEIGHT was weighed on a full length platform scale. AXLE WEIGHTS CAN NOT BE CERTIFIED and are NOT LEGAL FOR TRADE, however, CAT SCALE COMPANY GUARANTEES THESE WEIGHTS TO BE CORRECT.

DATE: 7-17-2009

SCALE LOCATION: 278 GEE-CEE'S TRUCKSTOP I-5 AND EXIT 57 TOLEDO WA

STEER AXLE	24260 lb
DRIVE AXLE	34600 lb
TRAILER AXLE	47840 lb
TOTAL WEIGHT	106700 lb

COMPANY CELORIE TRACTOR # _____ TRAILER # _____

WEIGHER'S SIGNATURE: _____ FEE: 9.00 FULL WEIGH TICKET # _____ (IF REWEIGH)

ONLY CERTIFIED WEIGHTS APPEAR BELOW THIS LINE

CERTIFIED WEIGHTS (imprint seal)

GROSS

TARE

NET

WEIGHMASTER CERTIFICATE

This is to certify that the following described commodity was weighed, measured, or counted by a Weighmaster, whose signature is on this Certificate, who is a recognized authority of accuracy, as prescribed by State Law.

COMMODITY WEIGHED: FREIGHT ALL KINDS
REMARKS: Weyerhaeuser Company
TRACTOR LICENSE # _____ TRACTOR # Integrated Waste Management
TRAILER LICENSE # _____ TRAILER # Material Recovery / Transfer Facility
TRAILER LICENSE # _____ TRAILER # PO Box 188
Longview, WA 98632
(206) 578-4616

WEIGH NUMBER 7206

NAME OF WEIGHMASTER (print): _____
WEIGHMASTER SIGNATURE: _____

© CAT SCALE COMPANY® 1 (WA)

94525207
TICKET NUMBER

CAT SCALE

CERTIFIED AUTOMATED TRUCK SCALE

CAT SCALE COMPANY
P.O. BOX 630
WALCOTT, IA 52773
(563) 284-6263
www.catscale.com

THE CAT SCALE GUARANTEE

The CAT Scale Company GUARANTEES that our scales will give an accurate weight. What makes us different from other scale companies is that we back up our guarantee with cash.®

IF YOU SHOULD GET AN OVERWEIGHT FINE, YOU SHOULD DO THE FOLLOWING TO GET THE PROBLEM RESOLVED:

1) Post bond and request a court date.
2) Call CAT Scale Company direct 24 hours a day at 1-877-CAT-SCALE (toll free).
3) IMMEDIATELY send a copy of the citation, CAT Scale ticket, your name, company, address, and phone number to CAT Scale Company Attn: Operations Manager.

THANK YOU FOR WEIGHING ON CAT SCALE!

The four weights shown below are separate weights. The TOTAL WEIGHT was weighed on a full length platform scale. AXLE WEIGHTS CAN NOT BE CERTIFIED and are NOT LEGAL FOR TRADE, however, CAT SCALE COMPANY GUARANTEES THESE WEIGHTS TO BE CORRECT.

DATE: 7-17-2009

SCALE LOCATION: 278 GEE-CEE'S TRUCKSTOP I-5 AND EXIT 57 TOLEDO WA

STEER AXLE	23420 lb
DRIVE AXLE	32960 lb
TRAILER AXLE	53020 lb
TOTAL WEIGHT	109400 lb

905
94517207 COMPANY CELORIE TRACTOR # 11 TRAILER # 11T

WEIGHER'S SIGNATURE: _____ FEE: 9.00 FULL WEIGH TICKET # _____ (IF REWEIGH)

ONLY CERTIFIED WEIGHTS APPEAR BELOW THIS LINE

CERTIFIED WEIGHTS (imprint seal)

GROSS

TARE

NET

WEIGHMASTER CERTIFICATE

This is to certify that the following described commodity was weighed, measured, or counted by a Weighmaster, whose signature is on this Certificate, who is a recognized authority of accuracy, as prescribed by State Law.

COMMODITY WEIGHED: FREIGHT ALL KINDS
REMARKS: Weyerhaeuser Company
TRACTOR LICENSE # _____ TRACTOR # Integrated Waste Management
TRAILER LICENSE # _____ TRAILER # Material Recovery / Transfer Facility
TRAILER LICENSE # _____ TRAILER # PO Box 188
Longview, WA 98632
(206) 578-4616

WEIGH NUMBER 7207

NAME OF WEIGHMASTER (print): _____
WEIGHMASTER SIGNATURE: _____

© CAT SCALE COMPANY® 1 (WA)

94525216
TICKET NUMBER

CAT SCALE

CERTIFIED AUTOMATED TRUCK SCALE

CAT SCALE COMPANY
P.O. BOX 630
WALCOTT, IA 52773
(563) 284-6263
www.catscale.com

THE CAT SCALE GUARANTEE

The CAT Scale Company GUARANTEES that our scales will give an accurate weight. What makes us different from other scale companies is that we back up our guarantee with cash.

IF YOU SHOULD GET AN OVERWEIGHT FINE, YOU SHOULD DO THE FOLLOWING TO GET THE PROBLEM RESOLVED:

1) Post bond and request a court date.
2) Call CAT Scale Company direct 24 hours a day at 1-877-CAT-SCALE (toll free).
3) IMMEDIATELY send a copy of the citation, CAT Scale ticket, your name, company, address, and phone number to CAT Scale Company Attn: Operations Manager.

THANK YOU FOR WEIGHING ON CAT SCALE!

The four weights shown below are separate weights. The TOTAL WEIGHT was weighed on a full length platform scale. AXLE WEIGHTS CAN NOT BE CERTIFIED and are NOT LEGAL FOR TRADE, however, CAT SCALE COMPANY GUARANTEES THESE WEIGHTS TO BE CORRECT.

DATE: 7-17-2009

SCALE LOCATION: 278
GEE-CEE'S TRUCKSTOP
I-5 AND EXIT 57
TOLEDO WA

STEER AXLE	22520	LB
DRIVE AXLE	34620	LB
TRAILER AXLE	49620	LB
TOTAL WEIGHT	106960	LB

COMPANY CEROLIE TRACTOR # 22 TRAILER # 72

WEIGHER'S SIGNATURE: Jim Ward FEE: 1.00 FULL WEIGH TICKET # (IF REWEIGH)

ONLY CERTIFIED WEIGHTS APPEAR BELOW THIS LINE

CERTIFIED WEIGHTS
(imprint seal)

GROSS

TARE

NET

WEIGH NUMBER
7195

WEIGHMASTER CERTIFICATE

This is to certify that the following described commodity was weighed, measured, or counted by a Weighmaster, whose signature is on this Certificate, who is a recognized authority of accuracy, as prescribed by State Law.

COMMODITY WEIGHED: FREIGHT ALL KINDS
REMARKS:
TRACTOR LICENSE # TRACTOR #
TRAILER LICENSE # TRAILER #
TRAILER LICENSE # TRAILER #

Weyerhaeuser Company
Integrated Waste Management
Material Recovery / Transfer Facility
PO Box 188
Longview, WA 98632
(206) 578-4616

NAME OF WEIGHMASTER (print):
WEIGHMASTER SIGNATURE:

© CAT SCALE COMPANY® 1/0 (WA)

94525217
TICKET NUMBER

CAT SCALE

CERTIFIED AUTOMATED TRUCK SCALE

CAT SCALE COMPANY
P.O. BOX 630
WALCOTT, IA 52773
(563) 284-6263
www.catscale.com

THE CAT SCALE GUARANTEE

The CAT Scale Company GUARANTEES that our scales will give an accurate weight. What makes us different from other scale companies is that we back up our guarantee with cash.

IF YOU SHOULD GET AN OVERWEIGHT FINE, YOU SHOULD DO THE FOLLOWING TO GET THE PROBLEM RESOLVED:

1) Post bond and request a court date.
2) Call CAT Scale Company direct 24 hours a day at 1-877-CAT-SCALE (toll free).
3) IMMEDIATELY send a copy of the citation, CAT Scale ticket, your name, company, address, and phone number to CAT Scale Company Attn: Operations Manager.

THANK YOU FOR WEIGHING ON CAT SCALE!

The four weights shown below are separate weights. The TOTAL WEIGHT was weighed on a full length platform scale. AXLE WEIGHTS CAN NOT BE CERTIFIED and are NOT LEGAL FOR TRADE, however, CAT SCALE COMPANY GUARANTEES THESE WEIGHTS TO BE CORRECT.

DATE: 7-17-2009

SCALE LOCATION: 278
GEE-CEE'S TRUCKSTOP
I-5 AND EXIT 57
TOLEDO WA

STEER AXLE	23940	LB
DRIVE AXLE	32940	LB
TRAILER AXLE	50000	LB
TOTAL WEIGHT	106880	LB

33.42

40040
66840

COMPANY CELORIE BRO. TRACTOR # 23 TRAILER # 23 T

WEIGHER'S SIGNATURE: [signature] FEE: 9.00 FULL WEIGH TICKET # (IF REWEIGH)

ONLY CERTIFIED WEIGHTS APPEAR BELOW THIS LINE

CERTIFIED WEIGHTS
(imprint seal)

GROSS

TARE

NET

WEIGH NUMBER
7217

WEIGHMASTER CERTIFICATE

This is to certify that the following described commodity was weighed, measured, or counted by a Weighmaster, whose signature is on this Certificate, who is a recognized authority of accuracy, as prescribed by State Law.

COMMODITY WEIGHED: FREIGHT ALL KINDS
REMARKS:
TRACTOR LICENSE # TRACTOR #
TRAILER LICENSE # TRAILER #
TRAILER LICENSE # TRAILER #

Weyerhaeuser Company
Integrated Waste Management
Material Recovery / Transfer Facility
PO Box 188
Longview, WA 98632
(206) 578-4616

NAME OF WEIGHMASTER (print):
WEIGHMASTER SIGNATURE:

© CAT SCALE COMPANY® 1/0 (WA)

94525220
TICKET NUMBER

CERTIFIED AUTOMATED TRUCK SCALE

CAT SCALE COMPANY
P.O. BOX 630
WALCOTT, IA 52773
(563) 284-6283
www.catscale.com

THE CAT SCALE GUARANTEE

The CAT Scale Company GUARANTEES that our scales will give an accurate weight. What makes us different from other scale companies is that we back up our guarantee with cash.®

IF YOU SHOULD GET AN OVERWEIGHT FINE, YOU SHOULD DO THE FOLLOWING TO GET THE PROBLEM RESOLVED:
1) Post bond and request a court date.
2) Call CAT Scale Company direct 24 hours a day at 1-877-CAT-SCALE (toll free).
3) IMMEDIATELY send a copy of the citation, CAT Scale ticket, your name, company, address, and phone number to CAT Scale Company Attn: Operations Manager.

THANK YOU FOR WEIGHING ON CAT SCALE

The four weights shown below are separate weights. The TOTAL WEIGHT was weighed on a full length platform scale. AXLE WEIGHTS CAN NOT BE CERTIFIED and are NOT LEGAL FOR TRADE, however, CAT SCALE COMPANY GUARANTEES THESE WEIGHTS TO BE CORRECT.

DATE: 7-17-2009

SCALE LOCATION: 278 GEE-CEE'S TRUCKSTOP I-5 AND EXIT 57 TOLEDO WA

STEER AXLE	22940 lb
DRIVE AXLE	37060 lb
TRAILER AXLE	49520 lb
TOTAL WEIGHT	111520 lb

1317
94517220 COMPANY _____ TRACTOR # 8 TRAILER # 8T

WEIGHER'S SIGNATURE: CELORIE FEE: 1.00 FULL WEIGH TICKET # 94517208 (IF REWEIGH)

ONLY CERTIFIED WEIGHTS APPEAR BELOW THIS LINE

CERTIFIED WEIGHTS (imprint seal)

GROSS

TARE

NET

WEIGH NUMBER 7208

WEIGHMASTER CERTIFICATE

This is to certify that the following described commodity was weighed, measured, or counted by a Weighmaster, whose signature is on this Certificate, who is a recognized authority of accuracy, as prescribed by State Law.

COMMODITY WEIGHED: FREIGHT - Weyerhaeuser Company
REMARKS: Integrated Waste Management Material Recovery / Transfer Facility PO Box 189 Longview, WA 98632 (360) 578-4414
TRACTOR LICENSE # _____ TRACTOR # _____
TRAILER LICENSE # _____ TRAILER # _____
TRAILER LICENSE # _____ TRAILER # _____

NAME OF WEIGHMASTER (print): _____
WEIGHMASTER SIGNATURE: _____

* CAT SCALE COMPANY # 126 (WA)

94525218
TICKET NUMBER

CERTIFIED AUTOMATED TRUCK SCALE

CAT SCALE COMPANY
P.O. BOX 630
WALCOTT, IA 52773
(563) 284-6283
www.catscale.com

THE CAT SCALE GUARANTEE

The CAT Scale Company GUARANTEES that our scales will give an accurate weight. What makes us different from other scale companies is that we back up our guarantee with cash.®

IF YOU SHOULD GET AN OVERWEIGHT FINE, YOU SHOULD DO THE FOLLOWING TO GET THE PROBLEM RESOLVED:
1) Post bond and request a court date.
2) Call CAT Scale Company direct 24 hours a day at 1-877-CAT-SCALE (toll free).
3) IMMEDIATELY send a copy of the citation, CAT Scale ticket, your name, company, address, and phone number to CAT Scale Company Attn: Operations Manager.

THANK YOU FOR WEIGHING ON CAT SCALE

The four weights shown below are separate weights. The TOTAL WEIGHT was weighed on a full length platform scale. AXLE WEIGHTS CAN NOT BE CERTIFIED and are NOT LEGAL FOR TRADE, however, CAT SCALE COMPANY GUARANTEES THESE WEIGHTS TO BE CORRECT.

DATE: 7-17-2009

SCALE LOCATION: 278 GEE-CEE'S TRUCKSTOP I-5 AND EXIT 57 TOLEDO WA

STEER AXLE	23340 lb
DRIVE AXLE	33160 lb
TRAILER AXLE	49240 lb
TOTAL WEIGHT	105740 lb

1248
94517218 COMPANY _____ TRACTOR # 21 TRAILER # 21T

WEIGHER'S SIGNATURE: CELORIE FEE: 1.00 FULL WEIGH TICKET # 94517205 (IF REWEIGH)

ONLY CERTIFIED WEIGHTS APPEAR BELOW THIS LINE

CERTIFIED WEIGHTS (imprint seal)

GROSS

TARE

NET

WEIGH NUMBER 7205

WEIGHMASTER CERTIFICATE

This is to certify that the following described commodity was weighed, measured, or counted by a Weighmaster, whose signature is on this Certificate, who is a recognized authority of accuracy, as prescribed by State Law.

COMMODITY WEIGHED: FREIGHT - Weyerhaeuser Company
REMARKS: Integrated Waste Management Material Recovery / Transfer Facility PO Box 189 Longview, WA 98632 (360) 578-4414
TRACTOR LICENSE # _____ TRACTOR # _____
TRAILER LICENSE # _____ TRAILER # _____
TRAILER LICENSE # _____ TRAILER # _____

NAME OF WEIGHMASTER (print): _____
WEIGHMASTER SIGNATURE: _____

* CAT SCALE COMPANY # 126 (WA)

94525249
TICKET NUMBER

CAT SCALE

CERTIFIED AUTOMATED TRUCK SCALE

CAT SCALE COMPANY
P.O. BOX 630
WALCOTT, IA 52773
(563) 284-6263
www.catscale.com

THE CAT SCALE GUARANTEE

The CAT Scale Company **GUARANTEES** that our scales will give an accurate weight. What makes us different from other scale companies is that we back up our guarantee with cash.©

IF YOU SHOULD GET AN OVERWEIGHT FINE, YOU SHOULD DO THE FOLLOWING TO GET THE PROBLEM RESOLVED:

1) Post bond and request a court date.
2) Call CAT Scale Company direct 24 hours a day at 1-877-CAT-SCALE (toll free).
3) IMMEDIATELY send a copy of the citation, CAT Scale ticket, your name, company, address, and phone number to CAT Scale Company Attn: Operations Manager.

THANK YOU FOR WEIGHING ON CAT SCALE!

The four weights shown below are separate weights. The TOTAL WEIGHT was weighed on a full length platform scale. **AXLE WEIGHTS CAN NOT BE CERTIFIED** and are **NOT LEGAL FOR TRADE, however, CAT SCALE COMPANY GUARANTEES THESE WEIGHTS TO BE CORRECT.**

DATE: 7-20-2009

SCALE LOCATION: 278
GEE-CEE'S TRUCKSTOP
I-5 AND EXIT 57
TOLEDO WA

STEER AXLE	24900 lb
DRIVE AXLE	32340 lb
TRAILER AXLE	48560 lb
TOTAL WEIGHT	105800 lb

39380
66420

33.21

COMPANY GELORIE TRACTOR # 23 TRAILER # 23T

WEIGHER'S SIGNATURE: Rachel Wallace FEE: 40040 1.00 FULL WEIGH TICKET # 94517244 (IF REWEIGH)

RACHEL WALLACE

ONLY CERTIFIED WEIGHTS APPEAR BELOW THIS LINE

CERTIFIED WEIGHTS
(imprint seal)

GROSS

TARE

NET

WEIGH NUMBER
7244

WEIGHMASTER CERTIFICATE

This is to certify that the following described commodity was weighed, measured, or counted by a Weighmaster, whose signature is on this Certificate, who is a recognized authority of accuracy, as prescribed by State Law.

COMMODITY WEIGHED: FREIGHT ALL KINDS

REMARKS:

TRACTOR LICENSE # YAPB431,OR TRACTOR #

TRAILER LICENSE # TRAILER #

TRAILER LICENSE # TRAILER #

NAME OF WEIGHMASTER (print):

WEIGHMASTER SIGNATURE:

© CAT SCALE COMPANY® 12/08 (WA).

94525250

TICKET NUMBER

CERTIFIED AUTOMATED TRUCK SCALE

CAT SCALE COMPANY
P.O. BOX 630
WALCOTT, IA 52773
(563) 284-6263
www.catscale.com

844

94517250

THE CAT SCALE GUARANTEE

The CAT Scale Company **GUARANTEES** that our scales will give an accurate weight. What makes us different from other scale companies is that we back up our guarantee with cash.©

IF YOU SHOULD GET AN OVERWEIGHT FINE, YOU SHOULD DO THE FOLLOWING TO GET THE PROBLEM RESOLVED:

1) Post bond and request a court date.
2) Call CAT Scale Company direct 24 hours a day at 1-877-CAT-SCALE (toll free).
3) IMMEDIATELY send a copy of the citation, CAT Scale ticket, your name, company, address, and phone number to CAT Scale Company Attn: Operations Manager.

THANK YOU FOR WEIGHING ON CAT SCALE!

The four weights shown below are separate weights. The TOTAL WEIGHT was weighed on a full length platform scale. **AXLE WEIGHTS CAN NOT BE CERTIFIED** and are **NOT LEGAL FOR TRADE, however, CAT SCALE COMPANY GUARANTEES THESE WEIGHTS TO BE CORRECT.**

DATE: 7-20-2009

SCALE LOCATION: 278
GEE-CEE'S TRUCKSTOP
I-5 AND EXIT 57
TOLEDO WA

STEER AXLE	24720	lb
DRIVE AXLE	33680	lb
TRAILER AXLE	48680	lb
TOTAL WEIGHT	107080	lb

33.64 TON

COMPANY CELORIE TRACTOR # 22 TRAILER # 22T

WEIGHER'S SIGNATURE: Rachel Wallace RACHEL WALLACE FEE: 1.00 FULL WEIGH TICKET # 9451724S (IF REWEIGH)

ONLY CERTIFIED WEIGHTS APPEAR BELOW THIS LINE

CERTIFIED WEIGHTS
(imprint seal)

GROSS

TARE

NET

WEIGH NUMBER
7245

WEIGHMASTER CERTIFICATE

This is to certify that the following described commodity was weighed, measured, or counted by a Weighmaster, whose signature is on this Certificate, who is a recognized authority of accuracy, as prescribed by State Law.

COMMODITY WEIGHED: FREIGHT ALL KINDS

REMARKS: YAPZ832 OR

TRACTOR LICENSE # YAPT681, OR TRACTOR # Weyerhaeuser Company Integrated Waste Management Material Recovery / Transfer Facility PO Box 188 Longview, WA 98632 (206) 578-4616

TRAILER LICENSE # _____ TRAILER # _____

TRAILER LICENSE # _____ TRAILER # _____

NAME OF WEIGHMASTER (print): _____

WEIGHMASTER SIGNATURE: _____

© CAT SCALE COMPANY® 12/08 (WA)

94525251
TICKET NUMBER

CERTIFIED AUTOMATED TRUCK SCALE

CAT SCALE COMPANY
P.O. BOX 630
WALCOTT, IA 52773
(563) 284-6263
www.catscale.com

847
94517251

THE CAT SCALE GUARANTEE

The CAT Scale Company **GUARANTEES** that our scales will give an accurate weight. What makes us different from other scale companies is that we back up our guarantee with cash.©

IF YOU SHOULD GET AN OVERWEIGHT FINE, YOU SHOULD DO THE FOLLOWING TO GET THE PROBLEM RESOLVED:

1) Post bond and request a court date.
2) Call CAT Scale Company direct 24 hours a day at 1-877-CAT-SCALE (toll free).
3) IMMEDIATELY send a copy of the citation, CAT Scale ticket, your name, company, address, and phone number to CAT Scale Company Attn: Operations Manager.

THANK YOU FOR WEIGHING ON CAT SCALE!

The four weights shown below are separate weights. The TOTAL WEIGHT was weighed on a full length platform scale. **AXLE WEIGHTS CAN NOT BE CERTIFIED** and are **NOT LEGAL FOR TRADE, however, CAT SCALE COMPANY GUARANTEES THESE WEIGHTS TO BE CORRECT.**

DATE: 7-20-2009

SCALE LOCATION: 278
GEE-CEE'S TRUCKSTOP
I-5 AND EXIT 57
TOLEDO WA

STEER AXLE	23500 lb
DRIVE AXLE	32720 lb
TRAILER AXLE	48220 lb
TOTAL WEIGHT	104440 lb

COMPANY CELORIE TRACTOR # 21 TRAILER # 21T

WEIGHER'S SIGNATURE Rachel Wallace RACHEL WALLACE **FEE:** 1.00 FULL WEIGH TICKET # 94517246 (IF REWEIGH)

ONLY CERTIFIED WEIGHTS APPEAR BELOW THIS LINE

CERTIFIED WEIGHTS
(imprint seal)

GROSS

TARE

NET

WEIGH NUMBER
7246

WEIGHMASTER CERTIFICATE

This is to certify that the following described commodity was weighed, measured, or counted by a Weighmaster, whose signature is on this Certificate, who is a recognized authority of accuracy, as prescribed by State Law.

COMMODITY WEIGHED: FREIGHT ALL KINDS
REMARKS:
TRACTOR LICENSE # 9APY157, OR TRACTOR #
TRAILER LICENSE # TRAILER #
TRAILER LICENSE # TRAILER #

NAME OF WEIGHMASTER (print):
WEIGHMASTER SIGNATURE:

© CAT SCALE COMPANY® 12/08 (WA)

94525252

TICKET NUMBER

CERTIFIED AUTOMATED TRUCK SCALE

CAT SCALE COMPANY
P.O. BOX 630
WALCOTT, IA 52773
(563) 284-6263
www.catscale.com

854
94517252

THE CAT SCALE GUARANTEE

The CAT Scale Company **GUARANTEES** that our scales will give an accurate weight. What makes us different from other scale companies is that we back up our guarantee with cash.©

IF YOU SHOULD GET AN OVERWEIGHT FINE, YOU SHOULD DO THE FOLLOWING TO GET THE PROBLEM RESOLVED:

1) Post bond and request a court date.
2) Call CAT Scale Company direct 24 hours a day at 1-877-CAT-SCALE (toll free).
3) IMMEDIATELY send a copy of the citation, CAT Scale ticket, your name, company, address, and phone number to CAT Scale Company Attn: Operations Manager.

THANK YOU FOR WEIGHING ON CAT SCALE!

The four weights shown below are separate weights. The TOTAL WEIGHT was weighed on a full length platform scale. **AXLE WEIGHTS CAN NOT BE CERTIFIED** and are **NOT LEGAL FOR TRADE, however, CAT SCALE COMPANY GUARANTEES THESE WEIGHTS TO BE CORRECT.**

DATE: 7-20-2009

SCALE LOCATION: 278
GEE-CEE'S TRUCKSTOP
I-5 AND EXIT 57
TOLEDO WA

STEER AXLE	24000 lb
DRIVE AXLE	32680 lb
TRAILER AXLE	50020 lb
TOTAL WEIGHT	106700 lb

COMPANY CELORIE TRACTOR # 11 TRAILER # 11T

WEIGHER'S SIGNATURE: TIA WARD FEE: 1.00 FULL WEIGH TICKET #: 94517247 (IF REWEIGH)

ONLY CERTIFIED WEIGHTS APPEAR BELOW THIS LINE

CERTIFIED WEIGHTS (imprint seal)

GROSS

TARE

NET

WEIGH NUMBER 7247

WEIGHMASTER CERTIFICATE

This is to certify that the following described commodity was weighed, measured, or counted by a Weighmaster, whose signature is on this Certificate, who is a recognized authority of accuracy, as prescribed by State Law.

COMMODITY WEIGHED: FREIGHT ALL KINDS

REMARKS:

TRACTOR LICENSE # YARC 658 TRACTOR # 11T

TRAILER LICENSE # TRAILER #

TRAILER LICENSE # TRAILER #

NAME OF WEIGHMASTER (print):

WEIGHMASTER SIGNATURE:

© CAT SCALE COMPANY® 12/ (WA)

Weyerhaeuser Company
Integrated Waste Management
Material Recovery / Transfer Facility
PO Box 188
Longview, WA 98632
(206) 578-4616

LT WT 40960

94525253
TICKET NUMBER

CERTIFIED AUTOMATED TRUCK SCALE

CAT SCALE COMPANY
P.O. BOX 630
WALCOTT, IA 52773
(563) 284-6263
www.catscale.com

THE CAT SCALE GUARANTEE

The CAT Scale Company **GUARANTEES** that our scales will give an accurate weight. What makes us different from other scale companies is that we back up our guarantee with cash.©

IF YOU SHOULD GET AN OVERWEIGHT FINE, YOU SHOULD DO THE FOLLOWING TO GET THE PROBLEM RESOLVED:

1) Post bond and request a court date.
2) Call CAT Scale Company direct 24 hours a day at 1-877-CAT-SCALE (toll free).
3) IMMEDIATELY send a copy of the citation, CAT Scale ticket, your name, company, address, and phone number to CAT Scale Company Attn: Operations Manager.

THANK YOU FOR WEIGHING ON CAT SCALE!

The four weights shown below are separate weights. The TOTAL WEIGHT was weighed on a full length platform scale. **AXLE WEIGHTS CAN NOT BE CERTIFIED** and are **NOT LEGAL FOR TRADE, however, CAT SCALE COMPANY GUARANTEES THESE WEIGHTS TO BE CORRECT.**

DATE: 7-20-2009

SCALE LOCATION: 278 GEE-CEE'S TRUCKSTOP I-5 AND EXIT 57 TOLEDO WA

STEER AXLE	23020 lb
DRIVE AXLE	35480 lb
TRAILER AXLE	50660 lb
TOTAL WEIGHT	109160 lb

COMPANY CELORIE BRO. TRACTOR # 8 TRAILER # 8T

WEIGHER'S SIGNATURE: Tia Ward TIA WARD FEE: 1.00 FULL WEIGH TICKET # 94517248 (IF REWEIGH)

ONLY CERTIFIED WEIGHTS APPEAR BELOW THIS LINE

CERTIFIED WEIGHTS (Imprint seal)

GROSS

TARE

NET

WEIGH NUMBER 7248

WEIGHMASTER CERTIFICATE

This is to certify that the following described commodity was weighed, measured, or counted by a Weighmaster, whose signature is on this Certificate, who is a recognized authority of accuracy, as prescribed by State Law.

COMMODITY WEIGHED: FREIGHT ALL KINDS

REMARKS:

TRACTOR LICENSE # YAPL8116 OR TRACTOR #

TRAILER LICENSE # TRAILER #

TRAILER LICENSE # TRAILER #

Weyerhaeuser Company
Integrated Waste Management
Material Recovery / Transfer Facility
PO Box 188
Longview, WA 98632
(206) 578-4616

NAME OF WEIGHMASTER (print): Tia Ward

WEIGHMASTER SIGNATURE: Tia Ward

© CAT SCALE COMPANY® 12/08 (WA)

94525260

TICKET NUMBER

CAT SCALE®

CERTIFIED AUTOMATED TRUCK SCALE

CAT SCALE COMPANY
P.O. BOX 630
WALCOTT, IA 52773
(563) 284-6263
www.catscale.com

THE CAT SCALE GUARANTEE

The CAT Scale Company **GUARANTEES** that our scales will give an accurate weight. What makes us different from other scale companies is that we back up our guarantee with cash.©

IF YOU SHOULD GET AN OVERWEIGHT FINE, YOU SHOULD DO THE FOLLOWING TO GET THE PROBLEM RESOLVED:

1) Post bond and request a court date.
2) Call CAT Scale Company direct 24 hours a day at 1-877-CAT-SCALE (toll free).
3) IMMEDIATELY send a copy of the citation, CAT Scale ticket, your name, company, address, and phone number to CAT Scale Company Attn: Operations Manager.

THANK YOU FOR WEIGHING ON CAT SCALE!

The four weights shown below are separate weights. The TOTAL WEIGHT was weighed on a full length platform scale. **AXLE WEIGHTS CAN NOT BE CERTIFIED** and are **NOT LEGAL FOR TRADE, however, CAT SCALE COMPANY GUARANTEES THESE WEIGHTS TO BE CORRECT.**

DATE: 7-20-2009

SCALE LOCATION: 278 GEE-CEE'S TRUCKSTOP I-5 AND EXIT 57 TOLEDO WA

STEER AXLE	23460 lb
DRIVE AXLE	33620 lb
TRAILER AXLE	49300 lb
TOTAL WEIGHT	106380 lb

39380
67000

33.5

COMPANY CELORIE TRACTOR # 41040 TRAILER # 23T

40040

WEIGHER'S SIGNATURE: Rachel Wallace RACHEL WALLACE FEE: 1.00 FULL WEIGH TICKET # 94517244 (IF REWEIGH)

41040

ONLY CERTIFIED WEIGHTS APPEAR BELOW THIS LINE

CERTIFIED WEIGHTS (imprint seal)

GROSS

TARE

NET

WEIGH NUMBER 7244

WEIGHMASTER CERTIFICATE

This is to certify that the following described commodity was weighed, measured, or counted by a Weighmaster, whose signature is on this Certificate, who is a recognized authority of accuracy, as prescribed by State Law.

COMMODITY WEIGHED: FREIGHT ALL KINDS

REMARKS:

TRACTOR LICENSE # YARB660, OR TRACTOR #

TRAILER LICENSE # TRAILER #

TRAILER LICENSE # TRAILER #

NAME OF WEIGHMASTER (print):

WEIGHMASTER SIGNATURE:

Weyerhaeuser Company
Integrated Waste Management
Material Recovery / Transfer Facility
PO Box 188
Longview, WA 98632
(304) 575-4616

© CAT SCALE COMPANY® 12/08 (WA)

94525261
TICKET NUMBER

CAT SCALE®

CERTIFIED AUTOMATED TRUCK SCALE

CAT SCALE COMPANY
P.O. BOX 630
WALCOTT, IA 52773
(563) 284-6263
www.catscale.com

THE CAT SCALE GUARANTEE

The CAT Scale Company **GUARANTEES** that our scales will give an accurate weight. What makes us different from other scale companies is that we back up our guarantee with cash.©

IF YOU SHOULD GET AN OVERWEIGHT FINE, YOU SHOULD DO THE FOLLOWING TO GET THE PROBLEM RESOLVED:

1) Post bond and request a court date.
2) Call CAT Scale Company direct 24 hours a day at 1-877-CAT-SCALE (toll free).
3) IMMEDIATELY send a copy of the citation, CAT Scale ticket, your name, company, address, and phone number to CAT Scale Company Attn: Operations Manager.

THANK YOU FOR WEIGHING ON CAT SCALE!

The four weights shown below are separate weights. The TOTAL WEIGHT was weighed on a full length platform scale. **AXLE WEIGHTS CAN NOT BE CERTIFIED** and are **NOT LEGAL FOR TRADE, however, CAT SCALE COMPANY GUARANTEES THESE WEIGHTS TO BE CORRECT.**

DATE: 7-20-2009

SCALE LOCATION: 278 GEE-CEE'S TRUCKSTOP I-5 AND EXIT 57 TOLEDO WA

STEER AXLE	22740 lb
DRIVE AXLE	32960 lb
TRAILER AXLE	49180 lb
TOTAL WEIGHT	104880 lb

32.54 TON

COMPANY CELORIE TRACTOR # 40380 22 TRAILER # 22T

WEIGHER'S SIGNATURE: Tia Ward TIA WARD FEE: 1.00 FULL WEIGH TICKET # 94517245 (IF REWEIGH)

ONLY CERTIFIED WEIGHTS APPEAR BELOW THIS LINE

CERTIFIED WEIGHTS (imprint seal)

GROSS

TARE

NET

WEIGH NUMBER 7245

WEIGHMASTER CERTIFICATE

This is to certify that the following described commodity was weighed, measured, or counted by a Weighmaster, whose signature is on this Certificate, who is a recognized authority of accuracy, as prescribed by State Law.

COMMODITY WEIGHED: FREIGHT ALL KINDS

REMARKS:

TRACTOR LICENSE # YAP2832 , OR TRACTOR # Weyerhaeuser Company Integrated Waste Management Material Recovery / Transfer Facility PO Box 188 Longview, WA 98632 (206) 578-4616

TRAILER LICENSE # TRAILER #

TRAILER LICENSE # TRAILER #

NAME OF WEIGHMASTER (print):

WEIGHMASTER SIGNATURE:

© CAT SCALE COMPANY® 12/08 (WA)

94525262

TICKET NUMBER

CERTIFIED AUTOMATED TRUCK SCALE

CAT SCALE COMPANY
P.O. BOX 630
WALCOTT, IA 52773
(563) 284-6263
www.catscale.com

1236

94517262

41040

THE CAT SCALE GUARANTEE

The CAT Scale Company **GUARANTEES** that our scales will give an accurate weight. What makes us different from other scale companies is that we back up our guarantee with cash.©

IF YOU SHOULD GET AN OVERWEIGHT FINE, YOU SHOULD DO THE FOLLOWING TO GET THE PROBLEM RESOLVED:

1) Post bond and request a court date.
2) Call CAT Scale Company direct 24 hours a day at 1-877-CAT-SCALE (toll free).
3) IMMEDIATELY send a copy of the citation, CAT Scale ticket, your name, company, address, and phone number to CAT Scale Company Attn: Operations Manager.

THANK YOU FOR WEIGHING ON CAT SCALE!

The four weights shown below are separate weights. The TOTAL WEIGHT was weighed on a full length platform scale. **AXLE WEIGHTS CAN NOT BE CERTIFIED** and are **NOT LEGAL FOR TRADE, however, CAT SCALE COMPANY GUARANTEES THESE WEIGHTS TO BE CORRECT.**

DATE: 7-20-2009

SCALE LOCATION: 278
GEE-CEE'S TRUCKSTOP
I-5 AND EXIT 57
TOLEDO WA

STEER AXLE	23380 lb
DRIVE AXLE	34780 lb
TRAILER AXLE	48160 lb
TOTAL WEIGHT	106320 lb

41040

COMPANY CELORIE TRACTOR # 21 TRAILER # 21T

41040 WEIGHER'S SIGNATURE: Tia Ward TIA WARD FEE: 1.00 FULL WEIGH TICKET # 94517246 (IF REWEIGH)

ONLY CERTIFIED WEIGHTS APPEAR BELOW THIS LINE

CERTIFIED WEIGHTS
(imprint seal)

GROSS

TARE

NET

WEIGH NUMBER
7246

WEIGHMASTER CERTIFICATE

This is to certify that the following described commodity was weighed, measured, or counted by a Weighmaster, whose signature is on this Certificate, who is a recognized authority of accuracy, as prescribed by State Law.

COMMODITY WEIGHED: FREIGHT ALL KINDS

REMARKS:

TRACTOR LICENSE # YAPY 151 OR TRACTOR # Weyerhaeuser Company

TRAILER LICENSE # TRAILER # Integrated Waste Management

TRAILER LICENSE # TRAILER # Material Recovery / Transfer Facility
PO Box 188
Longview, WA 98632
(206) 578-4616

NAME OF WEIGHMASTER (print): Tia Ward

WEIGHMASTER SIGNATURE: Tia Ward

© CAT SCALE COMPANY® 12/08 (WA)

94525264

TICKET NUMBER

CERTIFIED AUTOMATED TRUCK SCALE

CAT SCALE COMPANY
P.O. BOX 630
WALCOTT, IA 52773
(563) 284-6263
www.catscale.com

1245
94517264

THE CAT SCALE GUARANTEE

The CAT Scale Company **GUARANTEES** that our scales will give an accurate weight. What makes us different from other scale companies is that we back up our guarantee with cash.©

IF YOU SHOULD GET AN OVERWEIGHT FINE, YOU SHOULD DO THE FOLLOWING TO GET THE PROBLEM RESOLVED:

1) Post bond and request a court date.
2) Call CAT Scale Company direct 24 hours a day at 1-877-CAT-SCALE (toll free).
3) IMMEDIATELY send a copy of the citation, CAT Scale ticket, your name, company address, and phone number to CAT Scale Company Attn: Operations Manager.

Issued By: Company
Integrated Waste Management
Material Recovery / Transfer Facility
PO Box 188
Longview, WA 98632
(206) 578-4616

THANK YOU FOR WEIGHING ON CAT SCALE!

The four weights shown below are separate weights. The TOTAL WEIGHT was weighed on a full length platform scale. **AXLE WEIGHTS CAN NOT BE CERTIFIED** and are **NOT LEGAL FOR TRADE**, **however, CAT SCALE COMPANY GUARANTEES THESE WEIGHTS TO BE CORRECT.**

DATE: 7-20-2009

SCALE LOCATION: 278
GEE-CEE'S TRUCKSTOP
I-5 AND EXIT 57
TOLEDO WA

STEER AXLE	15740 lb
DRIVE AXLE	38920 lb
TRAILER AXLE	49760 lb
TOTAL WEIGHT	105420 lb

COMPANY CELORTF TRACTOR # 11 TRAILER # 11T

WEIGHER'S SIGNATURE Evelyn Rachele FEE 1.00 FULL WEIGH TICKET # 94517247
RACHEL WALLACE (IF REWEIGH)

ONLY CERTIFIED WEIGHTS APPEAR BELOW THIS LINE

CERTIFIED WEIGHTS
(imprint seal)

GROSS

TARE

NET

WEIGH NUMBER
7247

WEIGHMASTER CERTIFICATE

This is to certify that the following described commodity was weighed, measured, or counted by a Weighmaster, whose signature is on this Certificate, who is a recognized authority of accuracy, as prescribed by State Law.

COMMODITY WEIGHED: FREIGHT ALL KINDS

REMARKS:

TRACTOR LICENSE # YRC0S8 OR TRACTOR #

TRAILER LICENSE # TRAILER #

TRAILER LICENSE # TRAILER #

NAME OF WEIGHMASTER (print): [illegible]

WEIGHMASTER SIGNATURE: [illegible]

© CAT SCALE COMPANY® 12/0 (WA)

LT WT 40960

94525265
TICKET NUMBER

CERTIFIED AUTOMATED TRUCK SCALE

CAT SCALE COMPANY
P.O. BOX 630
WALCOTT, IA 52773
(563) 284-6263

THE CAT SCALE GUARANTEE

The CAT Scale Company **GUARANTEES** that our scales will give an accurate weight. What makes us different from other scale companies is that we back up our guarantee with cash.©

IF YOU SHOULD GET AN OVERWEIGHT FINE, YOU SHOULD DO THE FOLLOWING TO GET THE PROBLEM RESOLVED:

1) Post bond and request a court date.
2) Call CAT Scale Company direct 24 hours a day at 1-877-CAT-SCALE (toll free).
3) IMMEDIATELY send a copy of the citation, CAT Scale ticket, your name, company, address, and phone number to CAT Scale Company Attn: Operations Manager.

THANK YOU FOR WEIGHING ON CAT SCALE!

The four weights shown below are separate weights. The TOTAL WEIGHT was weighed on a full length platform scale. **AXLE WEIGHTS CAN NOT BE CERTIFIED** and are **NOT LEGAL FOR TRADE, however, CAT SCALE COMPANY GUARANTEES THESE WEIGHTS TO BE CORRECT.**

DATE: 7-20-2009

SCALE LOCATION: 278
GEE-CEE'S TRUCKSTOP
I-5 AND EXIT 57
TOLEDO WA

STEER AXLE	22820 lb
DRIVE AXLE	35200 lb
TRAILER AXLE	49560 lb
TOTAL WEIGHT	107580 lb

5

COMPANY CELORIE BRO. TRACTOR # 41020 TRAILER # AT

WEIGHER'S SIGNATURE: Evelyn Mickens FEE: 1.00 FULL WEIGH TICKET # 94517248 (IF REWEIGH)

EVELYN MICKENS

ONLY CERTIFIED WEIGHTS APPEAR BELOW THIS LINE

CERTIFIED WEIGHTS (imprint seal)

WEIGH NUMBER 7248

GROSS

TARE

NET

WEIGHMASTER CERTIFICATE

This is to certify that the following described commodity was weighed, measured, or counted by a Weighmaster, whose signature is on this Certificate, who is a recognized authority of accuracy, as prescribed by State Law.

Weyerhaeuser Company
Integrated Waste Management
Material Recovery / Transfer Facility
PO Box 188
Longview, WA 98632
(206) 578-4016

COMMODITY WEIGHED: FREIGHT ALL KINDS

REMARKS:

TRACTOR LICENSE # YAPK816 OR TRACTOR #

TRAILER LICENSE # TRAILER #

TRAILER LICENSE # TRAILER #

NAME OF WEIGHMASTER (print): Tia Ward

WEIGHMASTER SIGNATURE: Tia Ward

© CAT SCALE COMPANY® 12/08 (WA)

94525286
TICKET NUMBER

CAT SCALE®

CERTIFIED AUTOMATED TRUCK SCALE

CAT SCALE COMPANY
P.O. BOX 630
WALCOTT, IA 52773
(563) 284-6263
www.catscale.com

THE CAT SCALE GUARANTEE

The CAT Scale Company **GUARANTEES** that our scales will give an accurate weight. What makes us different from other scale companies is that we back up our guarantee with cash.©

IF YOU SHOULD GET AN OVERWEIGHT FINE, YOU SHOULD DO THE FOLLOWING TO GET THE PROBLEM RESOLVED:

1) Post bond and request a court date.
2) Call CAT Scale Company direct 24 hours a day at 1-877-CAT-SCALE (toll free).
3) IMMEDIATELY send a copy of the citation, CAT Scale ticket, your name, company, address, and phone number to CAT Scale Company Attn: Operations Manager.

THANK YOU FOR WEIGHING ON CAT SCALE!

The four weights shown below are separate weights. The TOTAL WEIGHT was weighed on a full length platform scale. **AXLE WEIGHTS CAN NOT BE CERTIFIED** and are **NOT LEGAL FOR TRADE, however, CAT SCALE COMPANY GUARANTEES THESE WEIGHTS TO BE CORRECT.**

DATE: 7-21-2009

SCALE LOCATION: 278 GEE-CEE'S TRUCKSTOP I-5 AND EXIT 57 TOLEDO WA

STEER AXLE	23680	lb
DRIVE AXLE	33160	lb
TRAILER AXLE	47280	lb
TOTAL WEIGHT	104120	lb

39380
64740

32.3T

COMPANY CELTRIE TRACTOR # 23 TRAILER # 23T

WEIGHER'S SIGNATURE: Shari Skinner SHARI SKINNER FEE: 1.00 FULL WEIGH TICKET # 94517244 (IF REWEIGH)

ONLY CERTIFIED WEIGHTS APPEAR BELOW THIS LINE

CERTIFIED WEIGHTS (imprint seal)

GROSS

TARE

NET

WEIGH NUMBER 7244

WEIGHMASTER CERTIFICATE

This is to certify that the following described commodity was weighed, measured, or counted by a Weighmaster, whose signature is on this Certificate, who is a recognized authority of accuracy, as prescribed by State Law.

COMMODITY WEIGHED: FREIGHT ALL KINDS

REMARKS:

TRACTOR LICENSE # YAKB6100 OR TRACTOR #

TRAILER LICENSE # TRAILER #

TRAILER LICENSE # TRAILER #

NAME OF WEIGHMASTER (print): Shari Skinner

WEIGHMASTER SIGNATURE: Shari Skinner

Weyerhaeuser Company
Integrated Waste Management
Material Recovery / Transfer Facility
PO Box 188
Longview, WA 98632
(206) 576-4558

© CAT SCALE COMPANY® 12/08 (WA)

94525287
TICKET NUMBER

CAT SCALE

CERTIFIED AUTOMATED TRUCK SCALE

CAT SCALE COMPANY
P.O. BOX 630
WALCOTT, IA 52773
(563) 284-6263
www.catscale.com

445
94517287

THE CAT SCALE GUARANTEE

The CAT Scale Company **GUARANTEES** that our scales will give an accurate weight. What makes us different from other scale companies is that we back up our guarantee with cash.©

IF YOU SHOULD GET AN OVERWEIGHT FINE, YOU SHOULD DO THE FOLLOWING TO GET THE PROBLEM RESOLVED:

1) Post bond and request a court date.
2) Call CAT Scale Company direct 24 hours a day at 1-877-CAT-SCALE (toll free).
3) IMMEDIATELY send a copy of the citation, CAT Scale ticket, your name, company, address, and phone number to CAT Scale Company Attn: Operations Manager.

THANK YOU FOR WEIGHING ON CAT SCALE!

The four weights shown below are separate weights. The TOTAL WEIGHT was weighed on a full length platform scale. **AXLE WEIGHTS CAN NOT BE CERTIFIED** and are **NOT LEGAL FOR TRADE, however, CAT SCALE COMPANY GUARANTEES THESE WEIGHTS TO BE CORRECT.**

32.67 Ton
33.05 Ton

DATE: 7-21-2009

SCALE LOCATION: 278
GEE-CEE'S TRUCKSTOP
I-5 AND EXIT 57
TOLEDO WA

STEER AXLE	22420 lb
DRIVE AXLE	33780 lb
TRAILER AXLE	49700 lb
TOTAL WEIGHT	105900 lb

COMPANY CELORIE TRACTOR # 21 TRAILER # 21T

WEIGHER'S SIGNATURE Shari Skinner SHARI SKINNER FEE: 1.00 FULL WEIGH TICKET # 9451724 6 (IF REWEIGH)

ONLY CERTIFIED WEIGHTS APPEAR BELOW THIS LINE

CERTIFIED WEIGHTS
(imprint seal)

GROSS

TARE

NET

WEIGH NUMBER
7246

WEIGHMASTER CERTIFICATE

This is to certify that the following described commodity was weighed, measured, or counted by a Weighmaster, whose signature is on this Certificate, who is a recognized authority of accuracy, as prescribed by State Law.

COMMODITY WEIGHED: FREIGHT ALL KINDS
REMARKS: Weyerhaeuser Company Integrated Waste Management Material Recovery / Transfer Facility PO Box 188 Longview, WA 98632 (206) 578-4616
TRACTOR LICENSE # ~~AP2832 OR~~ TRACTOR #
TRAILER LICENSE # TRAILER #
TRAILER LICENSE # TRAILER #
NAME OF WEIGHMASTER (print): Shari Skinner
WEIGHMASTER SIGNATURE: Shari Skinner

© CAT SCALE COMPANY® 12/08 (WA)

94525288
TICKET NUMBER

CERTIFIED AUTOMATED TRUCK SCALE

CAT SCALE COMPANY
P.O. BOX 630
WALCOTT, IA 52773
(563) 284-6263
www.catscale.com

THE CAT SCALE GUARANTEE

The CAT Scale Company **GUARANTEES** that our scales will give an accurate weight. What makes us different from other scale companies is that we back up our guarantee with cash.©

IF YOU SHOULD GET AN OVERWEIGHT FINE, YOU SHOULD DO THE FOLLOWING TO GET THE PROBLEM RESOLVED:

1) Post bond and request a court date.
2) Call CAT Scale Company direct 24 hours a day at 1-877-CAT-SCALE (toll free).
3) IMMEDIATELY send a copy of the citation, CAT Scale ticket, your name, company, address, and phone number to CAT Scale Company Attn: Operations Manager.

THANK YOU FOR WEIGHING ON CAT SCALE!

The four weights shown below are separate weights. The TOTAL WEIGHT was weighed on a full length platform scale. **AXLE WEIGHTS CAN NOT BE CERTIFIED** and are **NOT LEGAL FOR TRADE, however, CAT SCALE COMPANY GUARANTEES THESE WEIGHTS TO BE CORRECT.**

DATE: 7-21-2009

SCALE LOCATION: 278 GEE-CEE'S TRUCKSTOP I-5 AND EXIT 57 TOLEDO WA

STEER AXLE	22960 lb
DRIVE AXLE	36980 lb
TRAILER AXLE	51740 lb
TOTAL WEIGHT	111680 lb

COMPANY CELADRIE BRO. TRACTOR # A TRAILER # A1

WEIGHER'S SIGNATURE: SHART SKINNER FEE: 1.00 FULL WEIGH TICKET # 94517248 (IF REWEIGH)

ONLY CERTIFIED WEIGHTS APPEAR BELOW THIS LINE

CERTIFIED WEIGHTS (imprint seal)

GROSS

TARE

NET

WEIGH NUMBER 7248

WEIGHMASTER CERTIFICATE

This is to certify that the following described commodity was weighed, measured, or counted by a Weighmaster, whose signature is on this Certificate, who is a recognized authority of accuracy, as prescribed by State Law.

COMMODITY WEIGHED: FREIGHT ALL KINDS

REMARKS:

TRACTOR LICENSE # YAKIMA OR TRACTOR #

TRAILER LICENSE # TRAILER #

TRAILER LICENSE # TRAILER #

NAME OF WEIGHMASTER (print): Sharri Skinner

WEIGHMASTER SIGNATURE:

© CAT SCALE COMPANY® 12/08 (WA)

94525289
TICKET NUMBER

CAT SCALE®

CERTIFIED AUTOMATED TRUCK SCALE

CAT SCALE COMPANY
P.O. BOX 630
WALCOTT, IA 52773
(563) 284-6263
www.catscale.com

THE CAT SCALE GUARANTEE

The CAT Scale Company **GUARANTEES** that our scales will give an accurate weight. What makes us different from other scale companies is that we back up our guarantee with cash.©

IF YOU SHOULD GET AN OVERWEIGHT FINE, YOU SHOULD DO THE FOLLOWING TO GET THE PROBLEM RESOLVED:

1) Post bond and request a court date.
2) Call CAT Scale Company direct 24 hours a day at 1-877-CAT-SCALE (toll free).
3) IMMEDIATELY send a copy of the citation, CAT Scale ticket, your name, company, address, and phone number to CAT Scale Company Attn: Operations Manager.

THANK YOU FOR WEIGHING ON CAT SCALE!

The four weights shown below are separate weights. The TOTAL WEIGHT was weighed on a full length platform scale. **AXLE WEIGHTS CAN NOT BE CERTIFIED** and are **NOT LEGAL FOR TRADE, however, CAT SCALE COMPANY GUARANTEES THESE WEIGHTS TO BE CORRECT.**

DATE: 7-21-2009

SCALE LOCATION: 278
GEE-CEE'S TRUCKSTOP
I-5 AND EXIT 57
TOLEDO WA

STEER AXLE	23100 lb
DRIVE AXLE	32720 lb
TRAILER AXLE	49620 lb
TOTAL WEIGHT	105440 lb

32.52 TON

COMPANY CELORIE TRACTOR # 22 TRAILER # 22

WEIGHER'S SIGNATURE Shari Skinner FEE: 9.00 FULL WEIGH TICKET # _____ (IF REWEIGH)

SHARI SKINNER

ONLY CERTIFIED WEIGHTS APPEAR BELOW THIS LINE

CERTIFIED WEIGHTS
(imprint seal)

GROSS

TARE

NET

WEIGH NUMBER
7289

WEIGHMASTER CERTIFICATE

This is to certify that the following described commodity was weighed, measured, or counted by a Weighmaster, whose signature is on this Certificate, who is a recognized authority of accuracy, as prescribed by State Law.

Weyerhaeuser Company
Integrated Waste Management
Material Recovery / Transfer Facility
PO Box 188
Longview, WA 98632
(206) 578-4614

COMMODITY WEIGHED: FREIGHT ALL KINDS

REMARKS: YAPZ832

TRACTOR LICENSE # HAPY151 OR TRACTOR # _____

TRAILER LICENSE # _____ TRAILER # _____

TRAILER LICENSE # _____ TRAILER # _____

NAME OF WEIGHMASTER (print): Shari Skinner

WEIGHMASTER SIGNATURE: Shari Skinner

© CAT SCALE COMPANY® 12/08 (WA)

94525299
TICKET NUMBER

CAT SCALE

CERTIFIED AUTOMATED TRUCK SCALE

CAT SCALE COMPANY
P.O. BOX 630
WALCOTT, IA 52773
(563) 284-6263
www.catscale.com

THE CAT SCALE GUARANTEE

The CAT Scale Company **GUARANTEES** that our scales will give an accurate weight. What makes us different from other scale companies is that we back up our guarantee with cash.©

IF YOU SHOULD GET AN OVERWEIGHT FINE, YOU SHOULD DO THE FOLLOWING TO GET THE PROBLEM RESOLVED:

1) Post bond and request a court date.
2) Call CAT Scale Company direct 24 hours a day at 1-877-CAT-SCALE (toll free).
3) IMMEDIATELY send a copy of the citation, CAT Scale ticket, your name, company, address, and phone number to CAT Scale Company Attn: Operations Manager.

THANK YOU FOR WEIGHING ON CAT SCALE!

The four weights shown below are separate weights. The TOTAL WEIGHT was weighed on a full length platform scale. **AXLE WEIGHTS CAN NOT BE CERTIFIED** and are **NOT LEGAL FOR TRADE; however, CAT SCALE COMPANY GUARANTEES THESE WEIGHTS TO BE CORRECT.**

DATE: 7-21-2009

SCALE LOCATION: 278
GEE-CEE'S TRUCKSTOP
I-5 AND EXIT 57
TOLEDO WA

STEER AXLE	24300	lb
DRIVE AXLE	34240	lb
TRAILER AXLE	47000	lb
TOTAL WEIGHT	105540	lb

32.87 TON

COMPANY CELORIE TRACTOR # 22 TRAILER # 22

WEIGHER'S SIGNATURE: Rachel Wallace FEE: 1.00 FULL WEIGH TICKET # 9451728 (IF REWEIGH)

RACHEL WALLACE

ONLY CERTIFIED WEIGHTS APPEAR BELOW THIS LINE

CERTIFIED WEIGHTS
(imprint seal)

GROSS 54,280 lb

TARE 47,000 lb

NET 7,280 lb

WEIGH NUMBER 7289

WEIGHMASTER CERTIFICATE

This is to certify that the following described commodity was weighed, measured, or counted by a Weighmaster, whose signature is on this Certificate, who is a recognized authority of accuracy, as prescribed by State Law.

COMMODITY WEIGHED: FREIGHT ALL KINDS

REMARKS:

TRACTOR LICENSE # YAP2832,OR TRACTOR #

TRAILER LICENSE # TRAILER #

TRAILER LICENSE # TRAILER #

Weyerhaeuser Company
Integrated Waste Management
Material Recovery / Transfer Facility
PO Box 188
Longview, WA 98632
(206) 578-4616

NAME OF WEIGHMASTER (print):

WEIGHMASTER SIGNATURE:

© CAT SCALE COMPANY® 12/08 (WA)

94525300
TICKET NUMBER

CAT SCALE®

CERTIFIED AUTOMATED TRUCK SCALE

CAT SCALE COMPANY
P.O. BOX 630
WALCOTT, IA 52773
(563) 284-6263
www.catscale.com

THE CAT SCALE GUARANTEE

The CAT Scale Company **GUARANTEES** that our scales will give an accurate weight. What makes us different from other scale companies is that we back up our guarantee with cash.©

IF YOU SHOULD GET AN OVERWEIGHT FINE, YOU SHOULD DO THE FOLLOWING TO GET THE PROBLEM RESOLVED:

1) Post bond and request a court date.
2) Call CAT Scale Company direct 24 hours a day at 1-877-CAT-SCALE (toll free).
3) IMMEDIATELY send a copy of the citation, CAT Scale ticket, your name, company, address, and phone number to CAT Scale Company Attn: Operations Manager.

THANK YOU FOR WEIGHING ON CAT SCALE!

The four weights shown below are separate weights. The TOTAL WEIGHT was weighed on a full length platform scale. **AXLE WEIGHTS CAN NOT BE CERTIFIED** and are **NOT LEGAL FOR TRADE, however, CAT SCALE COMPANY GUARANTEES THESE WEIGHTS TO BE CORRECT.**

DATE: 7-21-2009

SCALE LOCATION: 278 GEE-CEE'S TRUCKSTOP I-5 AND EXIT 57 TOLEDO WA

STEER AXLE	23820	lb
DRIVE AXLE	32040	lb
TRAILER AXLE	50420	lb
TOTAL WEIGHT	106280	lb

39380
66900

33.45

COMPANY CELORTE TRACTOR # 23 TRAILER # 23T

WEIGHER'S SIGNATURE Rachel Wallace FEE: 9.00 FULL WEIGH TICKET # _____ (IF REWEIGH)

RACHEL WALLACE

ONLY CERTIFIED WEIGHTS APPEAR BELOW THIS LINE

CERTIFIED WEIGHTS (imprint seal)

STATE OF WASHINGTON DEPARTMENT OF AGRICULTURE 13

GROSS

TARE

NET

WEIGH NUMBER 7300

WEIGHMASTER CERTIFICATE

This is to certify that the following described commodity was weighed, measured, or counted by a Weighmaster, whose signature is on this Certificate, who is a recognized authority of accuracy, as prescribed by State Law.

COMMODITY WEIGHED: FREIGHT ALL KINDS

REMARKS: _____

TRACTOR LICENSE # YARBIDD, OR TRACTOR # _____

TRAILER LICENSE # _____ TRAILER # _____

TRAILER LICENSE # _____ TRAILER # _____

NAME OF WEIGHMASTER (print): _____

WEIGHMASTER SIGNATURE: _____

Weyerhaeuser Company
Integrated Waste Management
Material Recovery / Transfer Facility
PO Box 188
Longview, WA 98632
(206) 578-4515

© CAT SCALE COMPANY® 12/08 (WA)

94525301
TICKET NUMBER

CERTIFIED AUTOMATED TRUCK SCALE

CAT SCALE COMPANY
P.O. BOX 630
WALCOTT, IA 52773
(563) 284-6263
www.catscale.com

845
94517301

THE CAT SCALE GUARANTEE

The CAT Scale Company **GUARANTEES** that our scales will give an accurate weight. What makes us different from other scale companies is that we back up our guarantee with cash.©

IF YOU SHOULD GET AN OVERWEIGHT FINE, YOU SHOULD DO THE FOLLOWING TO GET THE PROBLEM RESOLVED:

1) Post bond and request a court date.
2) Call CAT Scale Company direct 24 hours a day at 1-877-CAT-SCALE (toll free).
3) IMMEDIATELY send a copy of the citation, CAT Scale ticket, your name, company, address, and phone number to CAT Scale Company Attn: Operations Manager.

THANK YOU FOR WEIGHING ON CAT SCALE!

The four weights shown below are separate weights. The TOTAL WEIGHT was weighed on a full length platform scale. **AXLE WEIGHTS CAN NOT BE CERTIFIED** and are **NOT LEGAL FOR TRADE, however, CAT SCALE COMPANY GUARANTEES THESE WEIGHTS TO BE CORRECT.**

DATE: 7-21-2009

278

SCALE LOCATION: GEE-CEE'S TRUCKSTOP
I-5 AND EXIT 57
TOLEDO WA

STEER AXLE	23040	lb
DRIVE AXLE	32980	lb
TRAILER AXLE	47220	lb
TOTAL WEIGHT	103240	lb

31.36 Ton

COMPANY CELORIE TRACTOR # 21 TRAILER # 21T

WEIGHER'S SIGNATURE Rachel Wallace RACHEL WALLACE **FEE:** 9.00 FULL WEIGH TICKET # (IF REWEIGH)

ONLY CERTIFIED WEIGHTS APPEAR BELOW THIS LINE

CERTIFIED WEIGHTS
(imprint seal)

GROSS

TARE

NET

WEIGH NUMBER
7301

WEIGHMASTER CERTIFICATE

This is to certify that the following described commodity was weighed, measured, or counted by a Weighmaster, whose signature is on this Certificate, who is a recognized authority of accuracy, as prescribed by State Law.

COMMODITY WEIGHED: FREIGHT ALL KINDS
REMARKS:
TRACTOR LICENSE # 9AP9157, OR TRACTOR #
TRAILER LICENSE # TRAILER #
TRAILER LICENSE # TRAILER #

Weyerhaeuser Company
Integrated Waste Management
Material Recovery / Transfer Facility
PO Box 188
Longview, WA 98632
(206) 578-4616

NAME OF WEIGHMASTER (print):
WEIGHMASTER SIGNATURE: Rachel Wallace

© CAT SCALE COMPANY® 12/06 (WA)

94525313
TICKET NUMBER

CAT SCALE®

CERTIFIED AUTOMATED TRUCK SCALE

CAT SCALE COMPANY
P.O. BOX 630
WALCOTT, IA 52773
(563) 284-6263
www.catscale.com

THE CAT SCALE GUARANTEE

The CAT Scale Company **GUARANTEES** that our scales will give an accurate weight. What makes us different from other scale companies is that we back up our guarantee with cash.©

IF YOU SHOULD GET AN OVERWEIGHT FINE, YOU SHOULD DO THE FOLLOWING TO GET THE PROBLEM RESOLVED:

1) Post bond and request a court date.
2) Call CAT Scale Company direct 24 hours a day at 1-877-CAT-SCALE (toll free).
3) IMMEDIATELY send a copy of the citation, CAT Scale ticket, your name, company, address, and phone number to CAT Scale Company Attn: Operations Manager.

THANK YOU FOR WEIGHING ON CAT SCALE!

The four weights shown below are separate weights. The TOTAL WEIGHT was weighed on a full length platform scale. **AXLE WEIGHTS CAN NOT BE CERTIFIED** and are **NOT LEGAL FOR TRADE, however, CAT SCALE COMPANY GUARANTEES THESE WEIGHTS TO BE CORRECT.**

DATE: 7-21-2009

SCALE LOCATION: 278
GEE-CEE'S TRUCKSTOP
I-5 AND EXIT 57
TOLEDO WA

STEER AXLE	22820	lb
DRIVE AXLE	33380	lb
TRAILER AXLE	45500	lb
TOTAL WEIGHT	102700	lb

39380
63320

31.66

COMPANY CELORIE TRACTOR # 23 TRAILER # 231

WEIGHER'S SIGNATURE: Marcia MARCIA FRIEND FEE: 1.00 FULL WEIGH TICKET # 94517300 (IF REWEIGH)

ONLY CERTIFIED WEIGHTS APPEAR BELOW THIS LINE

CERTIFIED WEIGHTS
(imprint seal)

GROSS
TARE
NET

WEIGH NUMBER 7300

WEIGHMASTER CERTIFICATE

This is to certify that the following described commodity was weighed, measured, or counted by a Weighmaster, whose signature is on this Certificate, who is a recognized authority of accuracy, as prescribed by State Law.

COMMODITY WEIGHED: FREIGHT ALL KINDS
REMARKS:
TRACTOR LICENSE # YARB6600 / OR TRACTOR # 0
TRAILER LICENSE # 0 TRAILER # 0
TRAILER LICENSE # TRAILER #
NAME OF WEIGHMASTER (print): Marcia Friend
WEIGHMASTER SIGNATURE:

Weyerhaeuser Company
Integrated Waste Management
Material Recovery / Transfer Facility
PO Box 188
Longview WA 98632
(206) 578-4616

© CAT SCALE COMPANY® 12/08

94525314
TICKET NUMBER

CERTIFIED AUTOMATED TRUCK SCALE

CAT SCALE COMPANY
P.O. BOX 630
WALCOTT, IA 52773
(563) 284-6363
www.catscale.com

1229

THE CAT SCALE GUARANTEE

The CAT Scale Company **GUARANTEES** that our scales will give an accurate weight. What makes us different from other scale companies is that we back up our guarantee with cash.©

IF YOU SHOULD GET AN OVERWEIGHT FINE, YOU SHOULD DO THE FOLLOWING TO GET THE PROBLEM RESOLVED:

1) Post bond and request a court date.
2) Call CAT Scale Company direct 24 hours a day at 1-877-CAT-SCALE (toll free).
3) IMMEDIATELY send a copy of the citation, CAT Scale ticket, your name, company, address, and phone number to CAT Scale Company Attn: Operations Manager.

THANK YOU FOR WEIGHING ON CAT SCALE!

The four weights shown below are separate weights. The TOTAL WEIGHT was weighed on a full length platform scale. **AXLE WEIGHTS CAN NOT BE CERTIFIED** and are **NOT LEGAL FOR TRADE, however, CAT SCALE COMPANY GUARANTEES THESE WEIGHTS TO BE CORRECT.**

DATE: 7-21-2009

SCALE LOCATION: 278 GEE-CEE'S TRUCKSTOP I-5 AND EXIT 57 TOLEDO WA

STEER AXLE	33540	lb
DRIVE AXLE	48800	lb
TRAILER AXLE	105880	lb
TOTAL WEIGHT	226220	lb

33.04 TON

CELORIE 22 22

COMPANY _____ TRACTOR # 100 TRAILER # 94517289

WEIGHER'S SIGNATURE: MARCIA FRIEND FEE: FULL WEIGH TICKET # _____ (IF REWEIGH)

ONLY CERTIFIED WEIGHTS APPEAR BELOW THIS LINE

CERTIFIED WEIGHTS (imprint seal)

GROSS

TARE

NET

WEIGH NUMBER 7289

WEIGHMASTER CERTIFICATE

This is to certify that the following described commodity was weighed, measured, or counted by a Weighmaster, whose signature is on this Certificate, who is a recognized authority of accuracy, as prescribed by State law. ALL KINDS

COMMODITY WEIGHED: _____

REMARKS: _____

TRACTOR LICENSE # YAP7A32, ORC TRACTOR # _____

TRAILER LICENSE # _____ TRAILER # _____

TRAILER LICENSE # _____ TRAILER # _____

Weyerhaeuser Company
Integrated Waste Management
Material Recovery / Transfer Facility
PO Box 188
Kelso, WA 98632
(206) 578-4616

NAME OF WEIGHMASTER (print): Marcia Friend

WEIGHMASTER SIGNATURE: _____

© CAT SCALE COMPANY® 12/08 (WA)

94525316
TICKET NUMBER

THE CAT SCALE GUARANTEE

The CAT Scale Company **GUARANTEES** that our scales will give an accurate weight. What makes us different from other scale companies is that we back up our guarantee with cash.©

IF YOU SHOULD GET AN OVERWEIGHT FINE, YOU SHOULD DO THE FOLLOWING TO GET THE PROBLEM RESOLVED:

1) Post bond and request a court date.
2) Call CAT Scale Company direct 24 hours a day at 1-877-CAT-SCALE (toll free).
3) IMMEDIATELY send a copy of the citation, CAT Scale ticket, your name, company, address, and phone number to CAT Scale Company Attn: Operations Manager.

THANK YOU FOR WEIGHING ON CAT SCALE!

CERTIFIED AUTOMATED TRUCK SCALE

CAT SCALE COMPANY
P.O. BOX 630
WALCOTT, IA 52773
(563) 284-6263
www.catscale.com

The four weights shown below are separate weights. The TOTAL WEIGHT was weighed on a full length platform scale. **AXLE WEIGHTS CAN NOT BE CERTIFIED** and are **NOT LEGAL FOR TRADE, however, CAT SCALE COMPANY GUARANTEES THESE WEIGHTS TO BE CORRECT.**

DATE:	7-21-2009	
SCALE LOCATION:	278 GEE-CEE'S TRUCKSTOP I-5 AND EXIT 57 TOLEDO WA	
STEER AXLE	23160	lb
DRIVE AXLE	33960	lb
TRAILER AXLE	48760	lb
TOTAL WEIGHT	105880	lb

32.66 T

1232
94517316 COMPANY CELORIE TRACTOR # 21 TRAILER # 21T

WEIGHER'S SIGNATURE: Rachel Wallace FEE: 1.00 FULL WEIGH TICKET # 94517301 (IF REWEIGH)

RACHEL WALLACE

ONLY CERTIFIED WEIGHTS APPEAR BELOW THIS LINE

CERTIFIED WEIGHTS
(imprint seal)

GROSS

TARE

NET

WEIGH NUMBER
7301

WEIGHMASTER CERTIFICATE

This is to certify that the following described commodity was weighed, measured, or counted by a Weighmaster, whose signature is on this Certificate, who is a recognized authority of accuracy, as prescribed by State Law.

COMMODITY WEIGHED: FREIGHT ALL KINDS

REMARKS: Weyerhaeuser Company

TRACTOR LICENSE # 999157,0E TRACTOR # Integrated Waste Management

TRAILER LICENSE # 8 TRAILER # Material Recovery / Transfer Facility

TRAILER LICENSE # 8 TRAILER # PO Box 188
Longview, WA 98632

NAME OF WEIGHMASTER (print): Rachel Wallace (206) 578-4616

WEIGHMASTER SIGNATURE: Rachel Wallace

© CAT SCALE COMPANY® 12/08 (WA)

TRUCK LOG SHEET

~~LEAVE WEIGHT TICKET IN MAILBOX~~

Ctrl #	DATE	TIME	CUSTOMER	HAULER, DRIVER & TRUCK#	GROSS/TARE WGT (LBS)	TICKET #	SYSTEM ID# (OFFICE USE ONLY)
1789	7 21 09	6:30	River Gate	CRT Brownfree 44/BT-5	87340 41200	3591	
1790	"	645	Schutzen	Wilkins 08105	97240 40680	97240	
1791	7/21/09	6:50	" "	" " 08103	99800 40280	99800	
1792	7-21-09	720	Glacier Recy	Stan 201	94280 50580	607758	
1793	7-21-09	9:30	Glacier Recy	Patrick 205	93420 50160	607752	
1794	7-21-09	935	Port of Olympia	Celone Bros - Brad	106280 - 39380	94525300	
1795	7-21-09	935	"	" Mark 22	105540 - 39800	94525299	
1796	7 21 09	940	"	" Biggie 21	103280 40560	94525301	
1797	7-21-09	1045	Schutzen	Wilkins 08105	98380 40920	98380	
1798	7/21/09	11:00	" "	" " 08103	101360 40060	101360	
1799	7/21/09	1:00	Glacier Recyl	Patrick 205	87120 50160	607751	
1800	7-21-09	1:15	Glacier Recyl	Stan 201	99200 50580	607757	
1801	7-21-09	1:18	Port of Olympia	Celone Bros - Brad	102700 - 39380	94525313	
1802	7-21-09	1:20	"	" Mark 22	105880 - 39800	94525314	
1803	7 21 09	123	"	" Biggie #21	105850 40560	94525316	
~~1804~~	~~7-22-09~~	~~5:15~~	~~Goodfellows~~	~~[illegible]~~			
~~1805~~	~~7-22-09~~	~~5:15~~	~~Goodfellows~~	~~Top 1 Smith West Coast~~			
~~1806~~	~~7-22-09~~	~~5:15~~	~~Goodfellows~~	~~DB Trucking Dutch 54~~			
~~1807~~	~~7-22-09~~	~~5:15~~	~~Goodfellows~~	~~DB Trucking Mark 30~~			
~~1808~~	~~7-22-09~~	~~5:15~~	~~Goodfellows~~	~~Rollin Trucking Jim #1~~			
~~1809~~	~~7-22-09~~	~~5:16~~	~~Goodfellows~~	~~Cole Trucking #11~~			
1810	7-22-09	600	Port of Olympia	Celone Bros - 23	102840 - 39380	94525330	
1811	7-22-09	600	"	" Mark 22	102360 - 39800	94525331	
1812	7 22 09	600	"	" Biggie #21	106500 40560	94525332	

94525330

TICKET NUMBER

CAT SCALE®

CERTIFIED AUTOMATED TRUCK SCALE

CAT SCALE COMPANY
P.O. BOX 630
WALCOTT, IA 52773
(563) 284-6263
www.catscale.com

441

94517330

THE CAT SCALE GUARANTEE

The CAT Scale Company **GUARANTEES** that our scales will give an accurate weight. What makes us different from other scale companies is that we back up our guarantee with cash.©

IF YOU SHOULD GET AN OVERWEIGHT FINE, YOU SHOULD DO THE FOLLOWING TO GET THE PROBLEM RESOLVED:

1) Post bond and request a court date.
2) Call CAT Scale Company direct 24 hours a day at 1-877-CAT-SCALE (toll free).
3) IMMEDIATELY send a copy of the citation, CAT Scale ticket, your name, company, address, and phone number to CAT Scale Company Attn: Operations Manager.

THANK YOU FOR WEIGHING ON CAT SCALE!

The four weights shown below are separate weights. The TOTAL WEIGHT was weighed on a full length platform scale. **AXLE WEIGHTS CAN NOT BE CERTIFIED** and are **NOT LEGAL FOR TRADE, however, CAT SCALE COMPANY GUARANTEES THESE WEIGHTS TO BE CORRECT.**

DATE: 7-22-2009

SCALE LOCATION: 278 GEE-CEE'S TRUCKSTOP I-5 AND EXIT 57 TOLEDO WA

STEER AXLE	22660 lb
DRIVE AXLE	31120 lb
TRAILER AXLE	49060 lb
TOTAL WEIGHT	102840 lb
	39380
	63460

31.73

COMPANY CELORIE TRACTOR # 23 TRAILER # 23T

WEIGHER'S SIGNATURE: SHARI SKINNER FEE: 1.00 FULL WEIGH TICKET # 94517300 (IF REWEIGH)

ONLY CERTIFIED WEIGHTS APPEAR BELOW THIS LINE

CERTIFIED WEIGHTS
(imprint seal)

GROSS

TARE

NET

WEIGH NUMBER
7300

WEIGHMASTER CERTIFICATE

This is to certify that the following described commodity was weighed, measured, or counted by a Weighmaster, whose signature is on this Certificate, who is a recognized authority of accuracy, as prescribed by State Law.

COMMODITY WEIGHED: FREIGHT ALL KINDS

REMARKS:

TRACTOR LICENSE # YARB660 OR TRACTOR #

TRAILER LICENSE # TRAILER #

TRAILER LICENSE # TRAILER #

NAME OF WEIGHMASTER (print): Shari Skinner

WEIGHMASTER SIGNATURE:

Weyerhaeuser Company
Integrated Waste Management
Material Recovery / Transfer Facility
PO Box 188
Longview, WA 98632
(206) 578-4616

© CAT SCALE COMPANY® 12/08 (WA)

94525331
TICKET NUMBER

CERTIFIED AUTOMATED TRUCK SCALE

CAT SCALE COMPANY
P.O. BOX 630
WALCOTT, IA 52773
(563) 284-6263
www.catscale.com

442
94517331

THE CAT SCALE GUARANTEE

The CAT Scale Company **GUARANTEES** that our scales will give an accurate weight. What makes us different from other scale companies is that we back up our guarantee with cash.©

IF YOU SHOULD GET AN OVERWEIGHT FINE, YOU SHOULD DO THE FOLLOWING TO GET THE PROBLEM RESOLVED:

1) Post bond and request a court date.
2) Call CAT Scale Company direct 24 hours a day at 1-877-CAT-SCALE (toll free).
3) IMMEDIATELY send a copy of the citation, CAT Scale ticket, your name, company, address, and phone number to CAT Scale Company Attn: Operations Manager.

THANK YOU FOR WEIGHING ON CAT SCALE!

The four weights shown below are separate weights. The TOTAL WEIGHT was weighed on a full length platform scale. **AXLE WEIGHTS CAN NOT BE CERTIFIED** and are **NOT LEGAL FOR TRADE, however, CAT SCALE COMPANY GUARANTEES THESE WEIGHTS TO BE CORRECT.**

DATE: 7-22-2009

SCALE LOCATION: 278
GEE-CEE'S TRUCKSTOP
I-5 AND EXIT 57
TOLEDO WA

STEER AXLE	22740 lb
DRIVE AXLE	38680 lb
TRAILER AXLE	40940 lb
TOTAL WEIGHT	102360 lb

(Tare = 39,800 lbs)

COMPANY CELORIE TRACTOR # 22 TRAILER # 22

WEIGHER'S SIGNATURE: SHARI SKINNER FEE: 1.00 FULL WEIGH TICKET # 94517289 (IF REWEIGH)

ONLY CERTIFIED WEIGHTS APPEAR BELOW THIS LINE

CERTIFIED WEIGHTS
(imprint seal)

GROSS

TARE

NET

WEIGH NUMBER
7289

WEIGHMASTER CERTIFICATE

This is to certify that the following described commodity was weighed, measured, or counted by a Weighmaster, whose signature is on this Certificate, who is a recognized authority of accuracy, as prescribed by State Law.

COMMODITY WEIGHED: FREIGHT ALL KINDS
REMARKS:
TRACTOR LICENSE # VAP2832 OK TRACTOR #
TRAILER LICENSE # TRAILER #
TRAILER LICENSE # TRAILER #
NAME OF WEIGHMASTER (print): Shari Skinner
WEIGHMASTER SIGNATURE: Shari Skinner

(206) 578-4616
Longview, WA 98632
PO Box 188
Material Recovery / Transfer Facility
Integrated Waste Management
Weyerhaeuser Company

© CAT SCALE COMPANY® 12/08 (WA)

94525332

TICKET NUMBER

CAT SCALE®

CERTIFIED AUTOMATED TRUCK SCALE

CAT SCALE COMPANY
P.O. BOX 630
WALCOTT, IA 52773
(563) 284-6263
www.catscale.com

443

94517332

THE CAT SCALE GUARANTEE

The CAT Scale Company **GUARANTEES** that our scales will give an accurate weight. What makes us different from other scale companies is that we back up our guarantee with cash.©

IF YOU SHOULD GET AN OVERWEIGHT FINE, YOU SHOULD DO THE FOLLOWING TO GET THE PROBLEM RESOLVED:

1) Post bond and request a court date.
2) Call CAT Scale Company direct 24 hours a day at 1-877-CAT-SCALE (toll free).
3) IMMEDIATELY send a copy of the citation, CAT Scale ticket, your name, company, address, and phone number to CAT Scale Company Attn: Operations Manager.

THANK YOU FOR WEIGHING ON CAT SCALE!

The four weights shown below are separate weights. The TOTAL WEIGHT was weighed on a full length platform scale. **AXLE WEIGHTS CAN NOT BE CERTIFIED** and are **NOT LEGAL FOR TRADE, however, CAT SCALE COMPANY GUARANTEES THESE WEIGHTS TO BE CORRECT.**

DATE: 7-22-2009

SCALE LOCATION: 278
GEE-CEE'S TRUCKSTOP
I-5 AND EXIT 57
TOLEDO WA

STEER AXLE	22980 lb
DRIVE AXLE	32340 lb
TRAILER AXLE	51180 lb
TOTAL WEIGHT	106500 lb

(Tare = 40,560 lb)

COMPANY CELORIE TRACTOR # 21 TRAILER # 21T

WEIGHER'S SIGNATURE: SHARI SKINNER FEE: 1.00 FULL WEIGH TICKET # 94517301 (IF REWEIGH)

ONLY CERTIFIED WEIGHTS APPEAR BELOW THIS LINE

CERTIFIED WEIGHTS (imprint seal)

GROSS

TARE

NET

WEIGH NUMBER
7301

WEIGHMASTER CERTIFICATE

This is to certify that the following described commodity was weighed, measured, or counted by a Weighmaster, whose signature is on this Certificate, who is a recognized authority of accuracy, as prescribed by State Law.

COMMODITY WEIGHED: FREIGHT ALL KINDS

REMARKS: Waste Hauler Company
Integrated Waste Management
Material Recovery / Transfer Facility

TRACTOR LICENSE # VAP4151 OR TRACTOR # PO Box 188

TRAILER LICENSE # _____ TRAILER # Longview, WA 98632

TRAILER LICENSE # _____ TRAILER # (206) 578-4616

NAME OF WEIGHMASTER (print): Shari Skinner

WEIGHMASTER SIGNATURE: Shari Skinner

© CAT SCALE COMPANY® 12/08 (WA)

LOAD SUMMARY

Removal of Contaminated Soils

EAST BAY			GEE-CEE'S TRUCKSTOP					WEYERHAEUSER		
DATE DEPARTURE	TIME OF DEPARTURE	HAULER, DRIVER, TRUCK#	DATE	GROSS WGT (LBS)	TARE WGT (LBS)	NET WGT (LBS)	TICKET #	DATE ARRIVAL	TIME OF ARRIVAL	Load Count
8/6/2009	8:20 AM	Celorie Bros - Mark - #22	8/6/2009	106,300	40,280	66,020	94525690	8/6/2009	10:05 AM	63
8/6/2009	8:22 AM	Celorie Bros - Biggie - #21	8/6/2009	104,220	41,020	63,200	94525691	8/6/2009	10:05 AM	64
8/6/2009	8:24 AM	Celorie Bros - Richard - 20	8/6/2009	106,940	39,360	67,580	94525693	8/6/2009	10:20 AM	65
8/6/2009	8:45 AM	Celorie Bros - Rick - #8	8/6/2009	103,820	41,100	62,720	94525692	8/6/2009	10:25 AM	66
8/6/2009	12:15 PM	Celorie Bros - Mark - #22	8/6/2009	105,960	40,280	65,680	94525697	8/6/2009	1:57 PM	67
8/6/2009	12:15 PM	Celorie Bros - Biggie - #21	8/6/2009	103,880	41,020	62,860	94525698	8/6/2009	2:00 PM	68
8/6/2009	12:20 PM	Celorie Bros - Richard - 20	8/6/2009	105,640	39,360	66,280	94525699	8/6/2009	2:08 PM	69
8/6/2009	12:34 PM	Celorie Bros - Rick - #8	8/6/2009	107,480	41,100	66,380	94525701	8/6/2009	2:20 PM	70
8/6/2009	3:35 PM	Celorie Bros - Mark - #22	8/7/2009	106,100	40,280	65,820	94525715	8/7/2009	6:00 AM	71
8/6/2009	3:40 PM	Celorie Bros - Biggie - #21	8/7/2009	101,800	41,020	60,780	94525712	8/7/2009	6:00 AM	72
8/6/2009	3:45 PM	Celorie Bros - Richard - 20	8/7/2009	105,640	39,360	66,280	94525716	8/7/2009	6:10 AM	73
8/6/2009	3:58 PM	Celorie Bros - Rick - #8	8/7/2009	105,680	41,100	64,580	94525713	8/7/2009	6:15 AM	74
8/7/2009	7:28 AM	Celorie Bros - Mark - #22	8/7/2009	108,320	40,280	68,040	94525723	8/7/2009	9:10 AM	75
8/7/2009	7:30 AM	Celorie Bros - Biggie - #21	8/7/2009	104,700	41,020	63,680	94525724	8/7/2009	9:13 AM	76
8/7/2009	7:45 AM	Celorie Bros - Richard - 20	8/7/2009	104,520	39,360	65,160	94525729	8/7/2009	9:40 AM	77
8/7/2009	7:49 AM	Celorie Bros - Rick - #8	8/7/2009	104,800	41,100	63,700	94525728	8/7/2009	9:45 AM	78
8/7/2009	10:35 AM	Celorie Bros - Mark - #22	8/7/2009	106,360	40,280	66,080	94525734	8/7/2009	12:30 PM	79
8/7/2009	10:39 AM	Celorie Bros - Biggie - #21	8/7/2009	105,300	41,020	64,280	94525735	8/7/2009	12:30 PM	80
8/7/2009	10:50 AM	Celorie Bros - Richard - 20	8/7/2009	104,060	39,360	64,700	94525738	8/7/2009	12:46 PM	81
8/7/2009	11:00 AM	Celorie Bros - Rick - #8	8/7/2009	106,500	41,100	65,400	94525739	8/7/2009	1:00 PM	82
8/10/2009	7:27 AM	Celorie Bro. - Biggie - #21	8/10/2009	105,380	40,500	64,880	94525774	8/10/2009	8:56 AM	83
8/10/2009	7:42 AM	Celorie Bro. - Mark - #22	8/10/2009	106,620	39,820	66,800	94525776	8/10/2009	9:00 AM	84
8/10/2009	7:50 AM	Kissler - Pat - #7	8/10/2009	106,020	40,460	65,560	94525777	8/10/2009	9:10 AM	85
8/10/2009	7:55 AM	Kissler - Ed - #8	8/10/2009	103,940	40,560	63,380	94525775	8/10/2009	9:10 AM	86
8/10/2009	11:24 AM	Celorie Bro. - Mark - #22	8/10/2009	104,160	39,820	64,340	94525782	8/10/2009	1:07 PM	87
8/10/2009	11:27 AM	Celorie Bro. - Biggie - #21	8/10/2009	106,080	40,500	65,580	94525785	8/10/2009	1:07 PM	88
8/10/2009	11:50 AM	Kissler - Ed - #8	8/10/2009	104,380	40,560	63,820	94525788	8/10/2009	1:36 PM	89
8/10/2009	11:55 AM	Kissler - Pat - #7	8/10/2009	106,040	40,460	65,580	94525787	8/10/2009	1:36 PM	90
8/10/2009	3:05 PM	Celorie Bro. - Biggie - #21	8/11/2009	104,320	40,500	63,820	94525805	8/11/2009	9:00 AM	91
8/10/2009	3:12 PM	Celorie Bro. - Mark - #22	8/11/2009	104,120	39,820	64,300	94525806	8/11/2009	6:00 AM	92
8/10/2009	3:15 PM	Kissler - Pat - #7	8/11/2009	107,580	40,460	67,120	94525807	8/11/2009	9:10 AM	93
8/10/2009	3:21 PM	Kissler - Ed - #8	8/11/2009	107,800	40,560	67,240	94525808	8/11/2009	9:10 AM	94
8/13/2009	7:35 AM	Kissler - Pat - #7	8/13/2009	107,640	40,460	67,180	94525897	8/13/2009	9:14 AM	95
8/13/2009	7:37 AM	Celorie Bro. - Mark - #22	8/13/2009	106,620	39,820	66,800	94525899	8/13/2009	9:26 AM	96
8/13/2009	7:45 AM	Celorie Bro. - Biggie - #21	8/13/2009	107,060	40,500	66,560	94525900	8/13/2009	9:26 AM	97

DATE DEPARTURE	TIME OF DEPARTURE	HAULER, DRIVER, TRUCK#	DATE	GROSS WGT (LBS)	TARE WGT (LBS)	NET WGT (LBS)	TICKET #	DATE ARRIVAL	TIME OF ARRIVAL	Load Count
8/13/2009	7:50 AM	Kissler - Ed - #8	8/13/2009	111,140	40,560	70,580	94525901	8/13/2009	9:31 AM	98
8/13/2009	10:45 AM	Kissler - Pat - #7	8/13/2009	105,280	40,320	64,960	94525910	8/13/2009	12:50 PM	99
8/13/2009	10:50 AM	Kissler - Ed - #8	8/13/2009	104,400	40,560	63,840	94525911	8/13/2009	12:51 PM	100
8/13/2009	10:55 AM	Celorie Bro. - Mark - #22	8/13/2009	106,620	39,820	66,800	94525912	8/13/2009	1:00 PM	101
8/13/2009	10:55 AM	Celorie Bro. - Biggie - #21	8/13/2009	105,500	40,500	65,000	94525913	8/13/2009	1:00 PM	102
8/13/2009	2:26 PM	Kissler - Pat - #7	8/13/2009	101,560	40,320	61,240	94525919	8/14/2009	6:25 AM	103
8/13/2009	2:30 PM	Kissler - Ed - #8	8/13/2009	106,060	40,560	65,500	94525920	8/14/2009	6:20 AM	104
8/13/2009	2:35 PM	Celorie Bro. - Biggie - #21	8/14/2009	105,480	40,500	64,980	94525931	8/14/2009	6:00 AM	105
8/13/2009	2:45 PM	Celorie Bro. - Brad - #23	8/14/2009	105,840	39,460	66,380	94525932	8/14/2009	6:00 AM	106
8/13/2009	2:45 PM	Celorie Bro. - Mark - #22	8/14/2009	106,220	39,820	66,400	94525933	8/14/2009	6:00 AM	107
8/14/2009	7:25 AM	Celorie Bro. - Ron - #26	8/14/2009	103,560	39,820	63,740	94525936	8/14/2009	9:06 AM	108
8/14/2009	7:30 AM	Celorie Bro. - Brad - #23	8/14/2009	106,600	39,460	67,140	94525937	8/14/2009	9:06 AM	109
8/14/2009	7:35 AM	Celorie Bro. - Mark - #22	8/14/2009	104,640	39,820	64,820	94525938	8/14/2009	9:10 AM	110
8/14/2009	7:40 AM	Celorie Bro. - Biggie - #21	8/14/2009	106,540	40,500	66,040	94525939	8/14/2009	9:15 AM	111
8/14/2009	7:45 AM	Kissler - Ed - #8	8/14/2009	108,540	40,560	67,980	94525941	8/14/2009	9:41 AM	112
8/14/2009	7:50 AM	Kissler - Pat - #7	8/14/2009	104,700	40,320	64,380	94525942	8/14/2009	9:45 AM	113
8/14/2009	10:45 AM	Celorie Bro. - Brad - #23	8/14/2009	108,180	39,460	68,720	94525951	8/14/2009	12:31 PM	114
8/14/2009	10:50 AM	Celorie Bro. - Ron - #26	8/14/2009	107,140	39,820	67,320	94525952	8/14/2009	12:31 PM	115
8/14/2009	10:55 AM	Celorie Bro. - Mark - #22	8/14/2009	105,200	39,820	65,380	94525954	8/14/2009	12:32 PM	116
8/14/2009	11:00 AM	Celorie Bro. - Biggie - #21	8/14/2009	111,600	40,500	71,100	94525957	8/14/2009	12:45 PM	117
8/14/2009	11:05 AM	Kissler - Pat - #7	8/14/2009	105,740	40,320	65,420	94525963	8/14/2009	1:30 PM	118
8/14/2009	11:10 AM	Kissler - Ed - #8	8/14/2009	104,900	40,560	64,340	94525964	8/14/2009	1:36 PM	119
8/17/2009	7:15 AM	Celorie Bro. - Mark - #22	8/17/2009	106,040	39,940	66,100	94525998	8/17/2009	8:45 AM	120
8/17/2009	7:20 AM	Celorie Bro. - Biggie - #21	8/17/2009	106,360	40,520	65,840	94525999	8/17/2009	8:45 AM	121
8/17/2009	7:30 AM	Kissler - Pat - #7	8/17/2009	107,460	40,320	67,140	94526000	8/17/2009	8:59 AM	122
8/17/2009	7:35 AM	Kissler - Ed - #8	8/17/2009	108,240	40,560	67,680	94526001	8/17/2009	9:00 AM	123
8/17/2009	10:30 AM	Celorie Bro. - Biggie - #21	8/17/2009	106,160	40,520	65,640	94526007	8/17/2009	12:01 PM	124
8/17/2009	10:35 AM	Celorie Bro. - Mark - #22	8/17/2009	106,500	39,940	66,560	94526009	8/17/2009	12:12 PM	125
8/17/2009	10:45 AM	Kissler - Pat - #7	8/17/2009	109,780	40,320	69,460	94526010	8/17/2009	12:20 PM	126
8/17/2009	10:50 AM	Kissler - Ed - #8	8/17/2009	107,780	40,560	67,220	94526011	8/17/2009	12:21 PM	127
8/17/2009	3:15 PM	Celorie Bro. - Mark - #22	8/18/2009	110,420	39,940	70,480	94526024	8/18/2009	6:00 AM	128
8/17/2009	3:20 PM	Celorie Bro. - Biggie - #21	8/18/2009	106,220	40,520	65,700	94526025	8/18/2009	6:00 AM	129
8/17/2009	3:30 PM	Kissler - Ed - #8	8/18/2009	105,620	40,560	65,060	94526040	8/18/2009	6:14 AM	130
8/17/2009	3:35 PM	Kissler - Pat - #7	8/18/2009	104,480	40,320	64,160	94526041	8/18/2009	6:15 AM	131
8/18/2009	8:30 AM	Celorie Bro. - Mark - #22	8/18/2009	105,280	39,940	65,340	94526050	8/18/2009	10:02 AM	132
8/18/2009	8:35 AM	Celorie Bro. - Biggie - #21	8/18/2009	105,520	40,520	65,000	94526051	8/18/2009	10:07 AM	133
8/18/2009	8:45 AM	Kissler - Ed - #8	8/18/2009	110,000	40,560	69,440	94526053	8/18/2009	10:21 AM	134
8/18/2009	8:50 AM	Kissler - Pat - #7	8/18/2009	106,900	40,320	66,580	94526054	8/18/2009	10:22 AM	135
8/19/2009	7:47 AM	Kissler - Ed - #8	8/19/2009	108900	40560	68,340	94526094	8/19/2009	9:45 AM	136

DATE DEPARTURE	TIME OF DEPARTURE	HAULER, DRIVER, TRUCK#	DATE	GROSS WGT (LBS)	TARE WGT (LBS)	NET WGT (LBS)	TICKET #	DATE ARRIVAL	TIME OF ARRIVAL	Load Count
8/19/2009	7:55 AM	Kissler - Pat - #7	8/19/2009	106220	40320	65,900	94526095	8/19/2009	9:49AM	137
8/19/2009	8:02 AM	Celorie Bro. - Biggie - #21	8/19/2009	109320	40520	68,800	94526096	8/19/2009	9:50 AM	138
8/19/2009	8:06 AM	Celorie Bro. - Mark - #22	8/19/2009	104640	39940	64,700	94526101	8/19/2009	10:07 AM	139
8/19/2009	8:10 AM	Celorie Bro. - #23	8/19/2009	106880	39540	67,340	94526097	8/19/2009	10:07 AM	140
8/19/2009	8:17 AM	Watson - Ron - #26	8/19/2009	108300	40180	68,120	94526102	8/19/2009	10:21 AM	141
8/27/2009	8:25 AM	Celorie - Biggie - #21	8/27/2009	105720	40940	64,780	94526343	8/27/2009	10:00 AM	142
8/27/2009	8:30 AM	Moulden - Mark - #65	8/27/2009	99500	39760	59,740	94526344	8/27/2009	10:07 AM	143
8/27/2009	8:35 AM	Moulden - Don - #45	8/27/2009	105100	39180	65,920	94526345	8/27/2009	10:16 AM	144
8/27/2009	12:45 PM	Celorie - Biggie - #21	8/27/2009	104440	40940	63,500	94526366	8/27/2009	2:13 PM	145
8/27/2009	2:30 PM	Moulden - Mark - #65	8/27/2009	104940	39760	65,180	94526367	8/28/2009	5:57 AM	146
8/27/2009	2:40 PM	Moulden - Don - #45	8/27/2009	104840	39180	65,660	94526368	8/28/2009	6:02 AM	147
8/27/2009	3:30 PM	Celorie - Biggie - #21	8/27/2009	104060	40940	63,120	94526376	8/28/2009	6:05 AM	148
8/28/2009	7:15 AM	Moulden - Joe - #75	8/28/2009	105060	38040	67,020	94526387	8/28/2009	9:00 AM	149
8/28/2009	7:22 AM	Moulden - - #65	8/28/2009	107400	39760	67,640	94526389	8/28/2009	9:58 AM	150
8/28/2009	7:28 AM	Moulden - Don - #45	8/28/2009	106180	39180	67,000	94526391	8/28/2009	9:57 AM	151
8/28/2009	11:16 AM	Moulden - Joe - #75	8/28/2009	105200	38040	67,160	94526398	8/28/2009	1:00 PM	152
8/28/2009	11:25 AM	Palmer - Oliver - #38	8/28/2009	104080	41840	62,240	94526400	8/28/2009	1:00 PM	153
8/31/2009	7:05 AM	Moulden - Joe - #75	8/31/2009	107740	38040	69,700	94526426	8/31/2009	8:45 AM	154
8/31/2009	7:15 AM	Moulden - Don - #45	8/31/2009	105460	39180	66,280	94526427	8/31/2009	8:57 AM	155
8/31/2009	7:30 AM	Stan Palmer - CJ - #35	8/31/2009	106640	41000	65,640	94526428	8/31/2009	9:15 AM	156
8/31/2009	7:30 AM	Stan Palmer - Steve - #62	8/31/2009	104080	41440	62,640	94526429	8/31/2009	9:15 AM	157
8/31/2009	7:45 AM	Celorie - Mike - #11	8/31/2009	103360	40320	63,040	94526431	8/31/2009	9:30 AM	158
8/31/2009	11:00 AM	Moulden - Joe - #75	8/31/2009	107040	38360	68,680	94526442	8/31/2009	12:45 PM	159
8/31/2009	11:10 AM	Moulden - Don - #45	8/31/2009	105260	39360	65,900	94526444	8/31/2009	12:50 PM	160
8/31/2009	11:15 AM	Celorie - Mike - #11	8/31/2009	105660	40320	65,340	94526445	8/31/2009	1:05 PM	161
8/31/2009	11:35 AM	Stan Palmer - Steve - #62	8/31/2009	102480	41440	61,040	94526447	8/31/2009	1:35 PM	162
8/31/2009	11:45 AM	Stan Palmer - CJ - #35	8/31/2009	102920	41000	61,920	94526446	8/31/2009	1:35 PM	163
				Total Load Count:		**163**	**Monthly Total (TONS)**		**3,317**	
							Total Net Weight (LBS):		**10,686,560**	
							Total Net Weight (TONS):		**5,343.3**	

Note: When the date the soil was removed from the East Bay site and the date the load was weighed and delivered differ, the drivers are staying the night in a motel between Olympia and Toledo.

I certify that the above log is accurate according to the best of my knowledge:_____

TRUCK LOG SHEET

~~LEAVE WEIGHT TICKET IN MAILBOX~~

Ctrl #	DATE	TIME	CUSTOMER	HAULER, DRIVER & TRUCK#	GROSS/TARE WGT (LBS)	TICKET #	SYSTEM ID# (OFFICE USE ONLY)
1933	8-6-09	6:15	River gate	CRT - Jeff - 41	86960 41260	3877	
1934	8-6-09	6:30	River Gate	CRT Russ 3#	83200 39,880	3879	
1935	8/6/09	6:50	Schnitzer	Wilkins 08101	99760 40360		
1936	8 6 09	6:55	Rivergate	CRT Bryan 44/BT.5	87840 41240	8880	
1937	8/6/09	7:00	Schnitzer	Wilkins - L:17	92,440 46,660		
1938	8-06-09	7:10	" "	" " 08105	93280 40740		
1939	8 6 09	0605	Rivergate	KWM Ford 2-BT7	86340 46420	35851	
1940	8-6-09	8:30	SchnITZER	Wilkins 08-100	98180 40580		
1941	8-6-09	1005	Port of Olympia	Celorie Bros Mark #22	106300 - 40280	5690	
1942	8.6.09	1005	"	" Biggie #21	104220 41020	5691	
1943	8-6-09	1020	"	celorie Bros #20	~~103820 41320~~ 39360	5693	
1944	8-6-09	10:25	"	Celorie Bros Rick #4	106940 41,000	5692	
1945	8/6/09	11:55	Schnitzer	Wilkins 08101	104700 40680		
1946	8-6-09	1:57	Port of Olympia	Celorie Mark #22	105960 - 40280	5697	
1947	8.6.09	200	"	" Biggie #21	103880 - 41020	5698	
1948	8-6-9	208	" "	celorie Mack #20	105640 - 39360	5699	
1949	8-6-09	2:20	" "	Celorie Bros Rick #4	107480 - 41,000	5701	
1950	~~8/6/09 2:35 Schnitzer~~						
1951	8-7-09	600	Port of Olympia	Celorie Mark #22	105640 - 40280	5715	
1952	8-7-09	600	"	" Biggie #21	106100 41020	5712	
1953	8-7-09	607	Schnitzer	Wilkins 0899	99500 40720		
1954	8-7-9	610	Port of Olympia	celorie Richard #20	105680 - 39360	5716	
1955	8-7-09	6:15	" "	Celorie Bros Rick #8	106800 - 41000	5713	
1956							

!!! 25 mph max speed thru Residential Areas !!!

TRUCK LOG SHEET

~~LEAVE WEIGHT TICKET IN MAIL BOX~~

Ctrl #	DATE	TIME	CUSTOMER	HAULER, DRIVER & TRUCK#	GROSS/TARE WGT (LBS)	TICKET #	SYSTEM ID# (OFFICE USE ONLY)
1957	8/7/09	6:55	Schnitzer	Wilkins 08101	100340 90400		
1958	8-7-09	7:15	Glacier	Stan 201	93200 - 50580		
1959	8/7/09	7:45	Schnitzer	Wilkins L-17	93,520 - 45,740		
1960	" "	800	" "	" " 08105	99160 41180		
1961	8-7-09	8:45	SCHNITZER	WILKINS 08-100	100180 40560		
1962	8-7-09	9:10	Port of Olympia	Celorie Mark #22	108320 40280	5723	
1963	8 7 09	913	"	" Biggie #21	104700 41020	5724	
1964	8-7-09	940	"	" Richard #20	104800 39360	5729	
1965	8-7-09	9:45	"	" Rick #8	104520 41000	5728	
1966	8/7/09	10:40	Schnitzer	Wilkins 08101	98260 40720		
1967	8/7/09	11:15	Schnitzer	WILKINS Glenn 97-81	90,500 40,060		
1968	" "	1220	" "	" " 08105	94940 40960		
1969	8-7-09	1230	Port of Olympia	Celorie Mark #22	106360 40280	5734	
1970	8.7.09	1230	"	" Biggie #21	105300 41020	5735	
1971	8-7-09	1246	"	" Richard #20	104060 39360	5738	
1972	8-7-09	1:00	"	" Rick 8	106500 41000	5739	
1973	8-7-09	1:40	SCHNITZER	WILKINS 08-100	98020 40400	3940	
1974	8-10-09	6:15	River gate	CRT - Jeff - 2	86160 - 39906		
1975	8 10 09	6:40	River gate	CRT Brian Lee 44 37.5	87820 41500	3941	
1976	8 10 09	6:50	GLACIER	Patrick 203	90760 50160		
1977	8 10 09	720	Glacier	Stan 201	88660 50580		
1978	8/10/09	7:30	River gate	C.T. Dark	87660 39861	3942	
1979							
1980							

94525690
TICKET NUMBER

CERTIFIED AUTOMATED TRUCK SCALE

CAT SCALE COMPANY
P.O. BOX 630
WALCOTT, IA 52773
(563) 284-6263
www.catscale.com

THE CAT SCALE GUARANTEE

The CAT Scale Company **GUARANTEES** that our scales will give an accurate weight. What makes us different from other scale companies is that we back up our guarantee with cash.©

IF YOU SHOULD GET AN OVERWEIGHT FINE, YOU SHOULD DO THE FOLLOWING TO GET THE PROBLEM RESOLVED:

1) Post bond and request a court date.
2) Call CAT Scale Company direct 24 hours a day at 1-877-CAT-SCALE (toll free).
3) IMMEDIATELY send a copy of the citation, CAT Scale ticket, your name, company, address, and phone number to CAT Scale Company Attn: Operations Manager.

THANK YOU FOR WEIGHING ON CAT SCALE!

The four weights shown below are separate weights. The TOTAL WEIGHT was weighed on a full length platform scale. **AXLE WEIGHTS CAN NOT BE CERTIFIED** and are **NOT LEGAL FOR TRADE, however, CAT SCALE COMPANY GUARANTEES THESE WEIGHTS TO BE CORRECT.**

DATE: 8-06-2009

SCALE LOCATION: 278
GEE-CEE'S TRUCKSTOP
I-5 AND EXIT 57
TOLEDO WA

STEER AXLE	22420 lb
DRIVE AXLE	33600 lb
TRAILER AXLE	50280 lb
TOTAL WEIGHT	106300 lb

33.01 ton

907
94525690 COMPANY CELORIE TRACTOR # 22 TRAILER # 221

WEIGHER'S SIGNATURE: Rachel Weller FEE: 1.00 FULL WEIGH TICKET # 94525691 (IF REWEIGH)

ONLY CERTIFIED WEIGHTS APPEAR BELOW THIS LINE

CERTIFIED WEIGHTS (imprint seal)

GROSS

TARE

NET

WEIGH NUMBER
5681

WEIGHMASTER CERTIFICATE

This is to certify that the following described commodity was weighed, measured, or counted by a Weighmaster, whose signature is on this Certificate, who is a recognized authority of accuracy, as prescribed by State Law.

COMMODITY WEIGHED: FREIGHT ALL KINDS
REMARKS: Company
Integrated Waste Management
Material Recovery / Transfer Facility
TRACTOR LICENSE # YAPZ832 / WA TRACTOR #
PO Box 188
TRAILER LICENSE # TRAILER # Longview, WA 98632
TRAILER LICENSE # TRAILER # (206) 578-4616
NAME OF WEIGHMASTER (print): Ira Ward
WEIGHMASTER SIGNATURE: Ira Ward

© CAT SCALE COMPANY® 12/ (WA)

94525691
TICKET NUMBER

CERTIFIED AUTOMATED TRUCK SCALE

CAT SCALE COMPANY
P.O. BOX 630
WALCOTT, IA 52773
(563) 284-6263
www.catscale.com

THE CAT SCALE GUARANTEE

The CAT Scale Company **GUARANTEES** that our scales will give an accurate weight. What makes us different from other scale companies is that we back up our guarantee with cash.©

IF YOU SHOULD GET AN OVERWEIGHT FINE, YOU SHOULD DO THE FOLLOWING TO GET THE PROBLEM RESOLVED:

1) Post bond and request a court date.
2) Call CAT Scale Company direct 24 hours a day at 1-877-CAT-SCALE (toll free).
3) IMMEDIATELY send a copy of the citation, CAT Scale ticket, your name, company, address, and phone number to CAT Scale Company Attn: Operations Manager.

THANK YOU FOR WEIGHING ON CAT SCALE!

The four weights shown below are separate weights. The TOTAL WEIGHT was weighed on a full length platform scale. **AXLE WEIGHTS CAN NOT BE CERTIFIED** and are **NOT LEGAL FOR TRADE, however, CAT SCALE COMPANY GUARANTEES THESE WEIGHTS TO BE CORRECT.**

DATE: 8-06-2009

SCALE LOCATION: 278
GEE-CEE'S TRUCKSTOP
I-5 AND EXIT 57
TOLEDO WA

STEER AXLE	23280 lb
DRIVE AXLE	32100 lb
TRAILER AXLE	48840 lb
TOTAL WEIGHT	104220 lb

909
94525691 COMPANY CELORIE BROS TRACTOR # 21 TRAILER # 211

WEIGHER'S SIGNATURE: Rachel Weller FEE: 1.00 FULL WEIGH TICKET # 94525692 (IF REWEIGH)

ONLY CERTIFIED WEIGHTS APPEAR BELOW THIS LINE

CERTIFIED WEIGHTS (imprint seal)

GROSS

TARE

NET

WEIGH NUMBER
5682

WEIGHMASTER CERTIFICATE

This is to certify that the following described commodity was weighed, measured, or counted by a Weighmaster, whose signature is on this Certificate, who is a recognized authority of accuracy, as prescribed by State Law.

COMMODITY WEIGHED: FREIGHT ALL KINDS
REMARKS: Company
Management
TRACTOR LICENSE # YAPY 157 OR TRACTOR # Transfer Facility
TRAILER LICENSE # TRAILER # 28
TRAILER LICENSE # TRAILER # Longview, WA 98632
(206) 578-4616
NAME OF WEIGHMASTER (print): Rachel Weller
WEIGHMASTER SIGNATURE: Rachel Weller

© CAT SCALE COMPANY® 12/ (WA)

94525693

TICKET NUMBER

CAT SCALE

CERTIFIED AUTOMATED TRUCK SCALE

CAT SCALE COMPANY
P.O. BOX 630
WALCOTT, IA 52773
(563) 284-6263
www.catscale.com

THE CAT SCALE GUARANTEE

The CAT Scale Company **GUARANTEES** that our scales will give an accurate weight. What makes us different from other scale companies is that we back up our guarantee with cash.©

IF YOU SHOULD GET AN OVERWEIGHT FINE, YOU SHOULD DO THE FOLLOWING TO GET THE PROBLEM RESOLVED:

1) Post bond and request a court date.
2) Call CAT Scale Company direct 24 hours a day at 1-877-CAT-SCALE (toll free).
3) IMMEDIATELY send a copy of the citation, CAT Scale ticket, your name, company, address, and phone number to CAT Scale Company Attn: Operations Manager.

THANK YOU FOR WEIGHING ON CAT SCALE!

The four weights shown below are separate weights. The TOTAL WEIGHT was weighed on a full length platform scale. **AXLE WEIGHTS CAN NOT BE CERTIFIED** and are **NOT LEGAL FOR TRADE, however, CAT SCALE COMPANY GUARANTEES THESE WEIGHTS TO BE CORRECT.**

DATE: 8-06-2009

SCALE LOCATION: 278 GEE-CEE'S TRUCKSTOP I-5 AND EXIT 57 TOLEDO WA

STEER AXLE [illegible] lb

DRIVE AXLE [illegible] lb

TRAILER AXLE [illegible] lb

TOTAL WEIGHT [illegible]

3 COMPANY CELORIE TRACTOR # _____ TRAILER # _____

WEIGHER'S SIGNATURE: [signature] FEE: 1.00 FULL WEIGH TICKET # _____ (IF REWEIGH)

ONLY CERTIFIED WEIGHTS APPEAR BELOW THIS LINE

CERTIFIED WEIGHTS (imprint seal)

GROSS

TARE

NET

WEIGH NUMBER 5685

WEIGHMASTER CERTIFICATE

This is to certify that the following described commodity was weighed, measured, or counted by a Weighmaster, whose signature is on this Certificate, who is a recognized authority of accuracy, as prescribed by State Law.

Material Recovery / Transfer Facility
PO Box 188
Longview, WA 98632
(206) 578-4616

COMMODITY WEIGHED: FREIGHT ALL KINDS

REMARKS:

TRACTOR LICENSE # YAPW394 TRACTOR # OR

TRAILER LICENSE # Ø TRAILER # Ø

TRAILER LICENSE # Ø TRAILER # Ø

NAME OF WEIGHMASTER (print): [signature]

WEIGHMASTER SIGNATURE: [signature]

© CAT SCALE COMPANY® 12/ (WA)

94525692

TICKET NUMBER

CAT SCALE

CERTIFIED AUTOMATED TRUCK SCALE

CAT SCALE COMPANY
P.O. BOX 630
WALCOTT, IA 52773
(563) 284-6263
www.catscale.com

THE CAT SCALE GUARANTEE

The CAT Scale Company **GUARANTEES** that our scales will give an accurate weight. What makes us different from other scale companies is that we back up our guarantee with cash.©

IF YOU SHOULD GET AN OVERWEIGHT FINE, YOU SHOULD DO THE FOLLOWING TO GET THE PROBLEM RESOLVED:

1) Post bond and request a court date.
2) Call CAT Scale Company direct 24 hours a day at 1-877-CAT-SCALE (toll free).
3) IMMEDIATELY send a copy of the citation, CAT Scale ticket, your name, company, address, and phone number to CAT Scale Company Attn: Operations Manager.

THANK YOU FOR WEIGHING ON CAT SCALE!

The four weights shown below are separate weights. The TOTAL WEIGHT was weighed on a full length platform scale. **AXLE WEIGHTS CAN NOT BE CERTIFIED** and are **NOT LEGAL FOR TRADE, however, CAT SCALE COMPANY GUARANTEES THESE WEIGHTS TO BE CORRECT.**

DATE: 8-06-2009

SCALE LOCATION: 278 GEE-CEE'S TRUCKSTOP I-5 AND EXIT 57 TOLEDO WA

STEER AXLE 23400 lb

DRIVE AXLE 33700 lb

TRAILER AXLE 49840 lb

TOTAL WEIGHT 106940 lb

920

94525692 COMPANY CELORIE TRACTOR # 8 TRAILER # 87

WEIGHER'S SIGNATURE: [signature] FEE: 1.00 FULL WEIGH TICKET # 94525684 (IF REWEIGH)

ONLY CERTIFIED WEIGHTS APPEAR BELOW THIS LINE

CERTIFIED WEIGHTS (imprint seal)

GROSS

TARE

NET

WEIGH NUMBER 5684

WEIGHMASTER CERTIFICATE

This is to certify that the following described commodity was weighed, measured, or counted by a Weighmaster, whose signature is on this Certificate, who is a recognized authority of accuracy, as prescribed by State Law.

COMMODITY WEIGHED: FREIGHT ALL KINDS

REMARKS:

TRACTOR LICENSE # YAP8116 TRACTOR # _____

TRAILER LICENSE # _____ TRAILER # _____

TRAILER LICENSE # _____ TRAILER # _____

NAME OF WEIGHMASTER (print): Tia Ward

WEIGHMASTER SIGNATURE: [signature]

Material Recovery / Transfer Facility
PO Box 188
Longview, WA 98632
(206) 578-4616

© CAT SCALE COMPANY® 12/ (WA)

94525697
TICKET NUMBER

CAT SCALE

CERTIFIED AUTOMATED TRUCK SCALE

CAT SCALE COMPANY
P.O. BOX 630
WALCOTT, IA 52773
(563) 284-6263
www.catscale.com

THE CAT SCALE GUARANTEE

The CAT Scale Company **GUARANTEES** that our scales will give an accurate weight. What makes us different from other scale companies is that we back up our guarantee with cash.©

IF YOU SHOULD GET AN OVERWEIGHT FINE, YOU SHOULD DO THE FOLLOWING TO GET THE PROBLEM RESOLVED:

1) Post bond and request a court date.
2) Call CAT Scale Company direct 24 hours a day at 1-877-CAT-SCALE (toll free).
3) IMMEDIATELY send a copy of the citation, CAT Scale ticket, your name, company, address, and phone number to CAT Scale Company Attn: Operations Manager.

THANK YOU FOR WEIGHING ON CAT SCALE!

The four weights shown below are separate weights. The TOTAL WEIGHT was weighed on a full length platform scale. **AXLE WEIGHTS CAN NOT BE CERTIFIED** and are **NOT LEGAL FOR TRADE, however, CAT SCALE COMPANY GUARANTEES THESE WEIGHTS TO BE CORRECT.**

DATE: 8-06-2009

SCALE LOCATION: 278
GEE-CEE'S TRUCKSTOP
I-5 AND EXIT 57
TOLEDO WA

STEER AXLE	[illegible]	lb
DRIVE AXLE	[illegible]	lb
TRAILER AXLE	[illegible]	lb
TOTAL WEIGHT	[illegible]	lb

3.14 TON

7 COMPANY CELORIE BROS TRACTOR # [illegible] TRAILER # [illegible]

WEIGHER'S SIGNATURE: [signature] FEE: 1.00 FULL WEIGH TICKET # [illegible] (IF REWEIGH)

ONLY CERTIFIED WEIGHTS APPEAR BELOW THIS LINE

CERTIFIED WEIGHTS (imprint seal)

GROSS
TARE
NET

WEIGH NUMBER
5681

WEIGHMASTER CERTIFICATE

This is to certify that the following described commodity was weighed, measured, or counted by a Weighmaster, whose signature is on this Certificate, who is a recognized authority of accuracy, as prescribed by State Law.

COMMODITY WEIGHED: [illegible] Weighmaster Company: Integrated Waste Management
REMARKS: [illegible] Material Recovery / Transfer Facility
TRACTOR LICENSE # YAP115JOR TRACTOR # [illegible] PO Box 188
TRAILER LICENSE # [illegible] TRAILER # [illegible] Longview, WA 98632
TRAILER LICENSE # [illegible] TRAILER # [illegible] (206) 578-4616

NAME OF WEIGHMASTER (print): Marina Friend
WEIGHMASTER SIGNATURE: [signature]

© CAT SCALE COMPANY® 124 (WA)

94525698
TICKET NUMBER

CAT SCALE

CERTIFIED AUTOMATED TRUCK SCALE

CAT SCALE COMPANY
P.O. BOX 630
WALCOTT, IA 52773
(563) 284-6263
www.catscale.com

THE CAT SCALE GUARANTEE

The CAT Scale Company **GUARANTEES** that our scales will give an accurate weight. What makes us different from other scale companies is that we back up our guarantee with cash.©

IF YOU SHOULD GET AN OVERWEIGHT FINE, YOU SHOULD DO THE FOLLOWING TO GET THE PROBLEM RESOLVED:

1) Post bond and request a court date.
2) Call CAT Scale Company direct 24 hours a day at 1-877-CAT-SCALE (toll free).
3) IMMEDIATELY send a copy of the citation, CAT Scale ticket, your name, company, address, and phone number to CAT Scale Company Attn: Operations Manager.

THANK YOU FOR WEIGHING ON CAT SCALE!

The four weights shown below are separate weights. The TOTAL WEIGHT was weighed on a full length platform scale. **AXLE WEIGHTS CAN NOT BE CERTIFIED** and are **NOT LEGAL FOR TRADE, however, CAT SCALE COMPANY GUARANTEES THESE WEIGHTS TO BE CORRECT.**

DATE: 8-06-2009

SCALE LOCATION: 278
GEE-CEE'S TRUCKSTOP
I-5 AND EXIT 57
TOLEDO WA

STEER AXLE	22860	lb
DRIVE AXLE	31840	lb
TRAILER AXLE	49180	lb
TOTAL WEIGHT	103880	lb

3.43 T

1302
94525698 COMPANY ~~CELORIE BROS~~ TRACTOR # 21 TRAILER # 21T

WEIGHER'S SIGNATURE: [signature] FEE: 1.00 FULL WEIGH TICKET # 94525682 (IF REWEIGH)

ONLY CERTIFIED WEIGHTS APPEAR BELOW THIS LINE

CERTIFIED WEIGHTS (imprint seal)

GROSS
TARE
NET

WEIGH NUMBER
5682

WEIGHMASTER CERTIFICATE

This is to certify that the following described commodity was weighed, measured, or counted by a Weighmaster, whose signature is on this Certificate, who is a recognized authority of accuracy, as prescribed by State Law.

COMMODITY WEIGHED: FREIGHT ALL KINDS Company: Integrated Waste Management
REMARKS: [illegible] Material Recovery / Transfer Facility
TRACTOR LICENSE # YAP115JOR TRACTOR # [illegible] PO Box 188
TRAILER LICENSE # [illegible] TRAILER # [illegible] Longview, WA 98632
TRAILER LICENSE # [illegible] TRAILER # [illegible] (206) 578-4616

NAME OF WEIGHMASTER (print): Marina Friend
WEIGHMASTER SIGNATURE: [signature]

© CAT SCALE COMPANY® 124 (WA)

94525699
TICKET NUMBER

CERTIFIED AUTOMATED TRUCK SCALE

CAT SCALE COMPANY
P.O. BOX 630
WALCOTT, IA 52773
(563) 284-6263
www.catscale.com

THE CAT SCALE GUARANTEE

The CAT Scale Company **GUARANTEES** that our scales will give an accurate weight. What makes us different from other scale companies is that we back up our guarantee with cash.©

IF YOU SHOULD GET AN OVERWEIGHT FINE, YOU SHOULD DO THE FOLLOWING TO GET THE PROBLEM RESOLVED:

1) Post bond and request a court date.
2) Call CAT Scale Company direct 24 hours a day at 1-877-CAT-SCALE (toll free).
3) IMMEDIATELY send a copy of the citation, CAT Scale ticket, your name, company, address, and phone number to CAT Scale Company Attn: Operations Manager.

THANK YOU FOR WEIGHING ON CAT SCALE!

The four weights shown below are separate weights. The TOTAL WEIGHT was weighed on a full length platform scale. **AXLE WEIGHTS CAN NOT BE CERTIFIED** and are **NOT LEGAL FOR TRADE, however, CAT SCALE COMPANY GUARANTEES THESE WEIGHTS TO BE CORRECT.**

DATE: 8-06-2009

SCALE LOCATION: 278
GEE-CEE'S TRUCKSTOP
I-5 AND EXIT 57
TOLEDO WA

STEER AXLE	[illegible] lb
DRIVE AXLE	[illegible] lb
TRAILER AXLE	[illegible] lb
TOTAL WEIGHT	[illegible] lb

9 COMPANY _____ TRACTOR # _____ TRAILER # _____

WEIGHER'S SIGNATURE: CELORIE FEE: 1.00 FULL WEIGH TICKET # _____ (IF REWEIGH)

ONLY CERTIFIED WEIGHTS APPEAR BELOW THIS LINE

CERTIFIED WEIGHTS (imprint seal)

GROSS

TARE

NET

WEIGH NUMBER
5683

WEIGHMASTER CERTIFICATE

This is to certify that the following described commodity was weighed, measured, or counted by a Weighmaster, whose signature is on this Certificate, who is a recognized authority of accuracy, as prescribed by State Law.

Weyerhaeuser Company
Integrated Waste Management
Material Recovery / Transfer Facility
PO Box [illegible]
Longview, WA 98632
(206) 578-4616

COMMODITY WEIGHED: [illegible]
REMARKS: _____
TRACTOR LICENSE # [illegible] TRACTOR # _____
TRAILER LICENSE # _____ TRAILER # _____
TRAILER LICENSE # _____ TRAILER # _____
NAME OF WEIGHMASTER (print): [illegible]
WEIGHMASTER SIGNATURE: [illegible]

©CAT SCALE COMPANY® 12X (WA)

94525701
TICKET NUMBER

CERTIFIED AUTOMATED TRUCK SCALE

CAT SCALE COMPANY
P.O. BOX 630
WALCOTT, IA 52773
(563) 284-6263
www.catscale.com

THE CAT SCALE GUARANTEE

The CAT Scale Company **GUARANTEES** that our scales will give an accurate weight. What makes us different from other scale companies is that we back up our guarantee with cash.©

IF YOU SHOULD GET AN OVERWEIGHT FINE, YOU SHOULD DO THE FOLLOWING TO GET THE PROBLEM RESOLVED:

1) Post bond and request a court date.
2) Call CAT Scale Company direct 24 hours a day at 1-877-CAT-SCALE (toll free).
3) IMMEDIATELY send a copy of the citation, CAT Scale ticket, your name, company, address, and phone number to CAT Scale Company Attn: Operations Manager.

THANK YOU FOR WEIGHING ON CAT SCALE!

The four weights shown below are separate weights. The TOTAL WEIGHT was weighed on a full length platform scale. **AXLE WEIGHTS CAN NOT BE CERTIFIED** and are **NOT LEGAL FOR TRADE, however, CAT SCALE COMPANY GUARANTEES THESE WEIGHTS TO BE CORRECT.**

DATE: 8-06-2009

SCALE LOCATION: 278
GEE-CEE'S TRUCKSTOP
I-5 AND EXIT 57
TOLEDO WA

STEER AXLE	22240 lb
DRIVE AXLE	35260 lb
TRAILER AXLE	49980 lb
TOTAL WEIGHT	107480 lb

1319
94525701 COMPANY _____ TRACTOR # 8 TRAILER # 81

WEIGHER'S SIGNATURE: CELORIE FEE: 1.00 FULL WEIGH TICKET # 94525684 (IF REWEIGH)

ONLY CERTIFIED WEIGHTS APPEAR BELOW THIS LINE

CERTIFIED WEIGHTS (imprint seal)

GROSS

TARE

NET

WEIGH NUMBER
5684

WEIGHMASTER CERTIFICATE

This is to certify that the following described commodity was weighed, measured, or counted by a Weighmaster, whose signature is on this Certificate, who is a recognized authority of accuracy, as prescribed by State Law.

[illegible] Management
[illegible] Transfer Facility
[illegible] 98632
(206) 578-4616

COMMODITY WEIGHED: FREIGHT ALL KINDS
REMARKS: _____
TRACTOR LICENSE # [illegible] TRACTOR # _____
TRAILER LICENSE # _____ TRAILER # _____
TRAILER LICENSE # _____ TRAILER # _____
NAME OF WEIGHMASTER (print): [illegible]
WEIGHMASTER SIGNATURE: [illegible]

©CAT SCALE COMPANY® 12X (WA)

94525715

TICKET NUMBER

CAT SCALE

CERTIFIED AUTOMATED TRUCK SCALE

CAT SCALE COMPANY
P.O. BOX 630
WALCOTT, IA 52773
(563) 284-6263
www.catscale.com

THE CAT SCALE GUARANTEE

The CAT Scale Company **GUARANTEES** that our scales will give an accurate weight. What makes us different from other scale companies is that we back up our guarantee with cash.©

IF YOU SHOULD GET AN OVERWEIGHT FINE, YOU SHOULD DO THE FOLLOWING TO GET THE PROBLEM RESOLVED:

1) Post bond and request a court date.
2) Call CAT Scale Company direct 24 hours a day at 1-877-CAT-SCALE (toll free).
3) IMMEDIATELY send a copy of the citation, CAT Scale ticket, your name, company, address, and phone number to CAT Scale Company Attn: Operations Manager.

THANK YOU FO WEIGHING ON CAT SCALE!

The four weights shown below are separate weights. The TOTAL WEIGHT was weighed on a full length platform scale. **AXLE WEIGHTS CAN NOT BE CERTIFIED** and are **NOT LEGAL FOR TRADE, however, CAT SCALE COMPANY GUARANTEES THESE WEIGHTS TO BE CORRECT.**

DATE: 8-07-2009

SCALE LOCATION: 278 GEE-CEE'S TRUCKSTOP I-5 AND EXIT 57 TOLEDO WA

STEER AXLE	[illegible]	[illegible]
DRIVE AXLE	[illegible]	[illegible]
TRAILER AXLE	[illegible]	[illegible]
TOTAL WEIGHT	[illegible]	[illegible]

32.69 Ton

[illegible]S COMPANY CELORIT TRACTOR # [illegible] TRAILER # [illegible]

WEIGHER'S SIGNATURE: [illegible] FEE: [illegible].00 FULL WEIGH TICKET # [illegible] (IF REWEIGH)

[illegible] BAKER

ONLY CERTIFIED WEIGHTS APPEAR BELOW THIS LINE

CERTIFIED WEIGHTS (imprint seal)

GROSS

TARE

NET

WEIGH NUMBER 5715

WEIGHMASTER CERTIFICATE

This is to certify that the following described commodity was weighed, measured, or counted by a Weighmaster, whose signature is on this Certificate, who is a recognized authority of accuracy, as prescribed by State Law.

Weyerhaeuser Company
Integrated Waste Management
Material Recovery / Transfer Facility
PO Box 188
Longview, WA 98632
(206) 578-4616

COMMODITY WEIGHED: FREIGHT ALL KINDS

REMARKS:

TRACTOR LICENSE # YAPZ832 OR TRACTOR #

TRAILER LICENSE # TRAILER #

TRAILER LICENSE # TRAILER #

NAME OF WEIGHMASTER (print):

WEIGHMASTER SIGNATURE:

© CAT SCALE COMPANY* 12/ (WA)

94525712

TICKET NUMBER

CAT SCALE

CERTIFIED AUTOMATED TRUCK SCALE

CAT SCALE COMPANY
P.O. BOX 630
WALCOTT, IA 52773
(563) 284-6263
www.catscale.com

449
94525712

THE CAT SCALE GUARANTEE

The CAT Scale Company **GUARANTEES** that our scales will give an accurate weight. What makes us different from other scale companies is that we back up our guarantee with cash.©

IF YOU SHOULD GET AN OVERWEIGHT FINE, YOU SHOULD DO THE FOLLOWING TO GET THE PROBLEM RESOLVED:

1) Post bond and request a court date.
2) Call CAT Scale Company direct 24 hours a day at 1-877-CAT-SCALE (toll free).
3) IMMEDIATELY send a copy of the citation, CAT Scale ticket, your name, company, address, and phone number to CAT Scale Company Attn: Operations Manager.

THANK YOU FOR WEIGHING ON CAT SCALE!

The four weights shown below are separate weights. The TOTAL WEIGHT was weighed on a full length platform scale. **AXLE WEIGHTS CAN NOT BE CERTIFIED** and are **NOT LEGAL FOR TRADE, however, CAT SCALE COMPANY GUARANTEES THESE WEIGHTS TO BE CORRECT.**

DATE: 8-07-2009

SCALE LOCATION: 278 GEE-CEE'S TRUCKSTOP I-5 AND EXIT 57 TOLEDO WA

STEER AXLE	23540	LB
DRIVE AXLE	33280	LB
TRAILER AXLE	49280	LB
TOTAL WEIGHT	106100	LB

32.54 Ton

COMPANY CELORIE BROS TRACTOR # 21 TRAILER # 217

WEIGHER'S SIGNATURE: Pamela Baker FEE: 1.00 FULL WEIGH TICKET # 94525682 (IF REWEIGH)

PAMELA BAKER

ONLY CERTIFIED WEIGHTS APPEAR BELOW THIS LINE

CERTIFIED WEIGHTS (imprint seal)

GROSS

TARE

NET

WEIGH NUMBER 5682

WEIGHMASTER CERTIFICATE

This is to certify that the following described commodity was weighed, measured, or counted by a Weighmaster, whose signature is on this Certificate, who is a *recognized authority of accuracy, as prescribed by State Law.*

COMMODITY WEIGHED: FREIGHT ALL KINDS

REMARKS:

[illegible]pany
[illegible] Waste Management
[illegible] Recovery / Transfer Facility
[illegible] Box 188
Longview, WA 98632
(206) 578-4616

TRACTOR LICENSE # YAPY151 OR TRACTOR #

TRAILER LICENSE # TRAILER #

TRAILER LICENSE # TRAILER #

NAME OF WEIGHMASTER (print):

WEIGHMASTER SIGNATURE:

© CAT SCALE COMPANY* 12/ (WA)

94525716
TICKET NUMBER

CAT SCALE

CERTIFIED AUTOMATED TRUCK SCALE

CAT SCALE COMPANY
P.O. BOX 630
WALCOTT, IA 52773
(563) 284-6263
www.catscale.com

THE CAT SCALE GUARANTEE

The CAT Scale Company **GUARANTEES** that our scales will give an accurate weight. What makes us different from other scale companies is that we back up our guarantee with cash.©

IF YOU SHOULD GET AN OVERWEIGHT FINE, YOU SHOULD DO THE FOLLOWING TO GET THE PROBLEM RESOLVED:

1) Post bond and request a court date.
2) Call CAT Scale Company direct 24 hours a day at 1-877-CAT-SCALE (toll free).
3) IMMEDIATELY send a copy of the citation, CAT Scale ticket, your name, company, address, and phone number to CAT Scale Company Attn: Operations Manager.

THANK YOU FOR WEIGHING ON CAT SCALE!

The four weights shown below are separate weights. The TOTAL WEIGHT was weighed on a full length platform scale. **AXLE WEIGHTS CAN NOT BE CERTIFIED** and are **NOT LEGAL FOR TRADE, however, CAT SCALE COMPANY GUARANTEES THESE WEIGHTS TO BE CORRECT.**

DATE: 8-07-2009

SCALE LOCATION: 278
GEE-CEE'S TRUCKSTOP
I-5 AND EXIT 57
TOLEDO WA

STEER AXLE [illegible]
DRIVE AXLE [illegible]
TRAILER AXLE [illegible]
TOTAL WEIGHT [illegible]

COMPANY CELORIE TRACTOR # [illegible] TRAILER # [illegible]

WEIGHER'S SIGNATURE: Pamela Baker FEE: [illegible] FULL WEIGH TICKET # _____ (IF REWEIGH)
PAMELA BAKER

ONLY CERTIFIED WEIGHTS APPEAR BELOW THIS LINE

CERTIFIED WEIGHTS (imprint seal)

GROSS

TARE

NET

WEIGH NUMBER
5711

WEIGHMASTER CERTIFICATE

This is to certify that the following described commodity was weighed, measured, or counted by a Weighmaster, whose signature is on this Certificate, who is a recognized authority of accuracy, as prescribed by State Law.

Weyerhaeuser Company
Integrated Waste Management
Material Recovery / Transfer Facility
PO Box 488
Longview, WA 98632
(206) 578-4616

COMMODITY WEIGHED: FREIGHT ALL KINDS
REMARKS: _____
TRACTOR LICENSE # YAPW394 OR TRACTOR # _____
TRAILER LICENSE # _____ TRAILER # _____
TRAILER LICENSE # _____ TRAILER # _____

NAME OF WEIGHMASTER (print): _____
WEIGHMASTER SIGNATURE: _____

© CAT SCALE COMPANY® 12/0 (WA)

94525713
TICKET NUMBER

CAT SCALE

CERTIFIED AUTOMATED TRUCK SCALE

CAT SCALE COMPANY
P.O. BOX 630
WALCOTT, IA 52773
(563) 284-6263
www.catscale.com

THE CAT SCALE GUARANTEE

The CAT Scale Company **GUARANTEES** that our scales will give an accurate weight. What makes us different from other scale companies is that we back up our guarantee with cash.©

IF YOU SHOULD GET AN OVERWEIGHT FINE, YOU SHOULD DO THE FOLLOWING TO GET THE PROBLEM RESOLVED:

1) Post bond and request a court date.
2) Call CAT Scale Company direct 24 hours a day at 1-877-CAT-SCALE (toll free).
3) IMMEDIATELY send a copy of the citation, CAT Scale ticket, your name, company, address, and phone number to CAT Scale Company Attn: Operations Manager.

THANK YOU FOR WEIGHING ON CAT SCALE!

The four weights shown below are separate weights. The TOTAL WEIGHT was weighed on a full length platform scale. **AXLE WEIGHTS CAN NOT BE CERTIFIED** and are **NOT LEGAL FOR TRADE, however, CAT SCALE COMPANY GUARANTEES THESE WEIGHTS TO BE CORRECT.**

DATE: 8-07-2009

SCALE LOCATION: 278
GEE-CEE'S TRUCKSTOP
I-5 AND EXIT 57
TOLEDO WA

STEER AXLE	19360 lb
DRIVE AXLE	35960 lb
TRAILER AXLE	46480 lb
TOTAL WEIGHT	101800 lb

457
94525713 COMPANY CELORIE TRACTOR # 8 TRAILER # 8T

WEIGHER'S SIGNATURE: Pamela Baker FEE: 1.00 FULL WEIGH TICKET # 94525684 (IF REWEIGH)
PAMELA BAKER

ONLY CERTIFIED WEIGHTS APPEAR BELOW THIS LINE

CERTIFIED WEIGHTS (imprint seal)

GROSS

TARE

NET

WEIGH NUMBER
5684

WEIGHMASTER CERTIFICATE

This is to certify that the following described commodity was weighed, measured, or counted by a Weighmaster, whose signature is on this Certificate, who is a recognized authority of accuracy, as prescribed by State Law.

Weyerhaeuser Company
Integrated Waste Management
Material Recovery / Transfer Facility
PO Box 488
Longview, WA 98632
(206) 578-4616

COMMODITY WEIGHED: FREIGHT ALL KINDS
REMARKS: _____
TRACTOR LICENSE # YAPK818 OR TRACTOR # _____
TRAILER LICENSE # _____ TRAILER # _____
TRAILER LICENSE # _____ TRAILER # _____

NAME OF WEIGHMASTER (print): _____
WEIGHMASTER SIGNATURE: _____

© CAT SCALE COMPANY® 12/0 (WA)

94525723
TICKET NUMBER

CERTIFIED AUTOMATED TRUCK SCALE

CAT SCALE COMPANY
P.O. BOX 630
WALCOTT, IA 52773
(563) 284-6263
www.catscale.com

THE CAT SCALE GUARANTEE

The CAT Scale Company **GUARANTEES** that our scales will give an accurate weight. What makes us different from other scale companies is that we back up our guarantee with cash.©

IF YOU SHOULD GET AN OVERWEIGHT FINE, YOU SHOULD DO THE FOLLOWING TO GET THE PROBLEM RESOLVED:

1) Post bond and request a court date.
2) Call CAT Scale Company direct 24 hours a day at 1-877-CAT-SCALE (toll free).
3) IMMEDIATELY send a copy of the citation, CAT Scale ticket, your name, company, address, and phone number to CAT Scale Company Attn: Operations Manager.

THANK YOU FOR WEIGHING ON CAT SCALE!

The four weights shown below are separate weights. The TOTAL WEIGHT was weighed on a full length platform scale. **AXLE WEIGHTS CAN NOT BE CERTIFIED** and are **NOT LEGAL FOR TRADE, however, CAT SCALE COMPANY GUARANTEES THESE WEIGHTS TO BE CORRECT.**

DATE: 8-07-2009

SCALE LOCATION: 278
GEE-CEE'S TRUCKSTOP
I-5 AND EXIT 57
TOLEDO WA

STEER AXLE	[illegible]	lb
DRIVE AXLE	[illegible]	lb
TRAILER AXLE	[illegible]	lb
TOTAL WEIGHT	[illegible]	lb

31.02 x 2 N

COMPANY CELORIT TRACTOR # [illegible] TRAILER # [illegible]

WEIGHER'S SIGNATURE: [signature] FEE: 1.00 FULL WEIGH TICKET # [illegible] (IF REWEIGH)

RACHEL HALLADAY

ONLY CERTIFIED WEIGHTS APPEAR BELOW THIS LINE

CERTIFIED WEIGHTS (imprint seal)

GROSS

TARE

NET

WEIGH NUMBER
5715

WEIGHMASTER CERTIFICATE

This is to certify that the following described commodity was weighed, measured, or counted by a Weighmaster, whose signature is on this Certificate, who is a recognized authority of accuracy, as prescribed by State Law.

Weyerhaeuser Company
Integrated Waste Management
Material Recovery Transfer Facility
[illegible]
Longview, WA 98632
(206) 578-4616

COMMODITY WEIGHED: [illegible]
REMARKS:
TRACTOR LICENSE # [illegible] TRACTOR #
TRAILER LICENSE # TRAILER #
TRAILER LICENSE # TRAILER #

NAME OF WEIGHMASTER (print):
WEIGHMASTER SIGNATURE:

© CAT SCALE COMPANY • 12/ (WA)

94525724
TICKET NUMBER

CERTIFIED AUTOMATED TRUCK SCALE

CAT SCALE COMPANY
P.O. BOX 630
WALCOTT, IA 52773
(563) 284-6263
www.catscale.com

816
94525724

THE CAT SCALE GUARANTEE

The CAT Scale Company **GUARANTEES** that our scales will give an accurate weight. What makes us different from other scale companies is that we back up our guarantee with cash.©

IF YOU SHOULD GET AN OVERWEIGHT FINE, YOU SHOULD DO THE FOLLOWING TO GET THE PROBLEM RESOLVED:

1) Post bond and request a court date.
2) Call CAT Scale Company direct 24 hours a day at 1-877-CAT-SCALE (toll free).
3) IMMEDIATELY send a copy of the citation, CAT Scale ticket, your name, company, address, and phone number to CAT Scale Company Attn: Operations Manager.

THANK YOU FOR WEIGHING ON CAT SCALE!

The four weights shown below are separate weights. The TOTAL WEIGHT was weighed on a full length platform scale. **AXLE WEIGHTS CAN NOT BE CERTIFIED** and are **NOT LEGAL FOR TRADE, however, CAT SCALE COMPANY GUARANTEES THESE WEIGHTS TO BE CORRECT.**

DATE: 8-07-2009

SCALE LOCATION: 278
GEE-CEE'S TRUCKSTOP
I-5 AND EXIT 57
TOLEDO WA

STEER AXLE	23620	lb
DRIVE AXLE	33320	lb
TRAILER AXLE	47760	lb
TOTAL WEIGHT	104700	lb

31.84 Tons

COMPANY CELORIE TRACTOR # 21 TRAILER # 211

WEIGHER'S SIGNATURE: [signature] FEE: 9.00 FULL WEIGH TICKET # [illegible] (IF REWEIGH)

ITA WARD

ONLY CERTIFIED WEIGHTS APPEAR BELOW THIS LINE

CERTIFIED WEIGHTS (imprint seal)

GROSS

TARE

NET

WEIGH NUMBER
5724

WEIGHMASTER CERTIFICATE

This is to certify that the following described commodity was weighed, measured, or counted by a Weighmaster, whose signature is on this Certificate, who is a recognized authority of accuracy, as prescribed by State Law.

COMMODITY WEIGHED: FREIGHT ALL KINDS
REMARKS:
TRACTOR LICENSE # YAPY151 OR TRACTOR #
TRAILER LICENSE # TRAILER #
TRAILER LICENSE # TRAILER #

[illegible]pony
[illegible] Management
[illegible]overy / Transfer [illegible]
[illegible]ngview, WA 98632
(206) 578-4616

NAME OF WEIGHMASTER (print): Ward
WEIGHMASTER SIGNATURE: [signature]

© CAT SCALE COMPANY • 12/ (WA)

94525729
TICKET NUMBER

CERTIFIED AUTOMATED TRUCK SCALE

CAT SCALE COMPANY
P.O. BOX 630
WALCOTT, IA 52773
(563) 284-6263
www.catscale.com

THE CAT SCALE GUARANTEE

The CAT Scale Company **GUARANTEES** that our scales will give an accurate weight. What makes us different from other scale companies is that we back up our guarantee with cash.©

IF YOU SHOULD GET AN OVERWEIGHT FINE, YOU SHOULD DO THE FOLLOWING TO GET THE PROBLEM RESOLVED:

1) Post bond and request a court date.
2) Call CAT Scale Company direct 24 hours a day at 1-877-CAT-SCALE (toll free).
3) IMMEDIATELY send a copy of the citation, CAT Scale ticket, your name, company, address, and phone number to CAT Scale Company Attn: Operations Manager.

THANK YOU FOR WEIGHING ON CAT SCALE!

The four weights shown below are separate weights. The TOTAL WEIGHT was weighed on a full length platform scale. **AXLE WEIGHTS CAN NOT BE CERTIFIED** and are **NOT LEGAL FOR TRADE, however, CAT SCALE COMPANY GUARANTEES THESE WEIGHTS TO BE CORRECT.**

DATE: 8-07-2009

SCALE LOCATION: 278
GEE-CEE'S TRUCKSTOP
I-5 AND EXIT 57
TOLEDO WA

STEER AXLE [illegible]
DRIVE AXLE [illegible]
TRAILER AXLE [illegible]
TOTAL WEIGHT [illegible]

COMPANY CELORIE TRACTOR # _____ TRAILER # _____

WEIGHER'S SIGNATURE: [illegible] FEE: 1.00 FULL WEIGH TICKET # _____ (IF REWEIGH)

ONLY CERTIFIED WEIGHTS APPEAR BELOW THIS LINE

CERTIFIED WEIGHTS (imprint seal)

GROSS

TARE

NET

WEIGH NUMBER
5715

WEIGHMASTER CERTIFICATE

This is to certify that the following described commodity was weighed, measured, or counted by a Weighmaster, whose signature is on this Certificate, who is a recognized authority of accuracy, as prescribed by State Law.

Weyerhaeuser Company
Integrated Waste Management
Material Recovery / Transfer Facility
Longview, WA 98632
(206) 578-4616

COMMODITY WEIGHED: FREIGHT ALL KINDS
REMARKS: _____
TRACTOR LICENSE # YAP2811 OR TRACTOR # _____
TRAILER LICENSE # _____ TRAILER # _____
TRAILER LICENSE # _____ TRAILER # _____

NAME OF WEIGHMASTER (print): _____
WEIGHMASTER SIGNATURE: _____

© CAT SCALE COMPANY® 12((WA)

94525728
TICKET NUMBER

CERTIFIED AUTOMATED TRUCK SCALE

CAT SCALE COMPANY
P.O. BOX 630
WALCOTT, IA 52773
(563) 284-6263
www.catscale.com

THE CAT SCALE GUARANTEE

The CAT Scale Company **GUARANTEES** that our scales will give an accurate weight. What makes us different from other scale companies is that we back up our guarantee with cash.©

IF YOU SHOULD GET AN OVERWEIGHT FINE, YOU SHOULD DO THE FOLLOWING TO GET THE PROBLEM RESOLVED:

1) Post bond and request a court date.
2) Call CAT Scale Company direct 24 hours a day at 1-877-CAT-SCALE (toll free).
3) IMMEDIATELY send a copy of the citation, CAT Scale ticket, your name, company, address, and phone number to CAT Scale Company Attn: Operations Manager.

THANK YOU FOR WEIGHING ON CAT SCALE!

The four weights shown below are separate weights. The TOTAL WEIGHT was weighed on a full length platform scale. **AXLE WEIGHTS CAN NOT BE CERTIFIED** and are **NOT LEGAL FOR TRADE, however, CAT SCALE COMPANY GUARANTEES THESE WEIGHTS TO BE CORRECT.**

DATE: 8-07-2009

SCALE LOCATION: 278
GEE-CEE'S TRUCKSTOP
I-5 AND EXIT 57
TOLEDO WA

STEER AXLE 23280 lb
DRIVE AXLE 33260 lb
TRAILER AXLE 47980 lb
TOTAL WEIGHT 104520 lb

845
94525728 COMPANY CELORIE TRACTOR # 8 TRAILER # 8T

WEIGHER'S SIGNATURE: Rachel Wallace FEE: 9.00 FULL WEIGH TICKET # _____ (IF REWEIGH)

ONLY CERTIFIED WEIGHTS APPEAR BELOW THIS LINE

CERTIFIED WEIGHTS (imprint seal)

GROSS

TARE

NET

WEIGH NUMBER
5728

WEIGHMASTER CERTIFICATE

This is to certify that the following described commodity was weighed, measured, or counted by a Weighmaster, whose signature is on this Certificate, who is a recognized authority of accuracy, as prescribed by State Law.

Weyerhaeuser Company
Integrated Waste Management
Material Recovery / Transfer Facility
Longview, WA 98632
(206) 578-4616

COMMODITY WEIGHED: FREIGHT ALL KINDS
REMARKS: _____
TRACTOR LICENSE # YAP2811 OR TRACTOR # 8
TRAILER LICENSE # 8 TRAILER # 8
TRAILER LICENSE # 8 TRAILER # 8

NAME OF WEIGHMASTER (print): Rachel Wallace
WEIGHMASTER SIGNATURE: Rachel Wallace

© CAT SCALE COMPANY® 12((WA)

94525734

TICKET NUMBER

CAT SCALE

CERTIFIED AUTOMATED TRUCK SCALE

CAT SCALE COMPANY
P.O. BOX 630
WALCOTT, IA 52773
(563) 284-6263
www.catscale.com

THE CAT SCALE GUARANTEE

The CAT Scale Company **GUARANTEES** that our scales will give an accurate weight. What makes us different from other scale companies is that we back up our guarantee with cash.©

IF YOU SHOULD GET AN OVERWEIGHT FINE, YOU SHOULD DO THE FOLLOWING TO GET THE PROBLEM RESOLVED:

1) Post bond and request a court date.
2) Call CAT Scale Company direct 24 hours a day at 1-877-CAT-SCALE (toll free).
3) IMMEDIATELY send a copy of the citation, CAT Scale ticket, your name, company, address, and phone number to CAT Scale Company Attn: Operations Manager.

THANK YOU FOR WEIGHING ON CAT SCALE!

The four weights shown below are separate weights. The TOTAL WEIGHT was weighed on a full length platform scale. **AXLE WEIGHTS CAN NOT BE CERTIFIED** and are **NOT LEGAL FOR TRADE, however, CAT SCALE COMPANY GUARANTEES THESE WEIGHTS TO BE CORRECT.**

DATE: 8-07-2009

SCALE LOCATION: 278 GEE-CEE'S TRUCKSTOP I-5 AND EXIT 57 TOLEDO WA

STEER AXLE	[illegible]	LB
DRIVE AXLE	[illegible]	LB
TRAILER AXLE	[illegible]	LB
TOTAL WEIGHT	[illegible]	LB

33.04 TON

COMPANY CELORIE TRACTOR # 21 TRAILER # [illegible]

WEIGHER'S SIGNATURE: [signature] FEE: 1.00 FULL WEIGH TICKET # [illegible] (IF REWEIGH)

ONLY CERTIFIED WEIGHTS APPEAR BELOW THIS LINE

CERTIFIED WEIGHTS (imprint seal)

GROSS

TARE

NET

WEIGH NUMBER 5715

WEIGHMASTER CERTIFICATE

This is to certify that the following described commodity was weighed, measured, or counted by a Weighmaster, whose signature is on this Certificate, who is a recognized authority of accuracy, as prescribed by State Law.

Weighmaster Company
Integrated Waste Management
Federal Reserve Transfer Facility
PO Box 188
Longview, WA 98632
(206) 578-4616

COMMODITY WEIGHED: FREIGHT ALL KINDS

REMARKS:

TRACTOR LICENSE # YAP2832,OR TRACTOR # [illegible]

TRAILER LICENSE # [illegible] TRAILER # [illegible]

TRAILER LICENSE # [illegible] TRAILER # [illegible]

NAME OF WEIGHMASTER (print): [signature]

WEIGHMASTER SIGNATURE: [signature]

© CAT SCALE COMPANY® 12/[illegible] (WA)

94525735

TICKET NUMBER

CAT SCALE

CERTIFIED AUTOMATED TRUCK SCALE

CAT SCALE COMPANY
P.O. BOX 630
WALCOTT, IA 52773
(563) 284-6263
www.catscale.com

THE CAT SCALE GUARANTEE

The CAT Scale Company **GUARANTEES** that our scales will give an accurate weight. What makes us different from other scale companies is that we back up our guarantee with cash.©

IF YOU SHOULD GET AN OVERWEIGHT FINE, YOU SHOULD DO THE FOLLOWING TO GET THE PROBLEM RESOLVED:

1) Post bond and request a court date.
2) Call CAT Scale Company direct 24 hours a day at 1-877-CAT-SCALE (toll free).
3) IMMEDIATELY send a copy of the citation, CAT Scale ticket, your name, company, address, and phone number to CAT Scale Company Attn: Operations Manager.

THANK YOU FOR WEIGHING ON CAT SCALE!

The four weights shown below are separate weights. The TOTAL WEIGHT was weighed on a full length platform scale. **AXLE WEIGHTS CAN NOT BE CERTIFIED** and are **NOT LEGAL FOR TRADE, however, CAT SCALE COMPANY GUARANTEES THESE WEIGHTS TO BE CORRECT.**

DATE: 8-07-2009

SCALE LOCATION: 278 GEE-CEE'S TRUCKSTOP I-5 AND EXIT 57 TOLEDO WA

STEER AXLE	23880	LB
DRIVE AXLE	32640	LB
TRAILER AXLE	48780	LB
TOTAL WEIGHT	105300	LB

32.14 T

COMPANY CELORIE TRACTOR # 21 TRAILER # [illegible]

WEIGHER'S SIGNATURE: [signature] FEE: 1.00 FULL WEIGH TICKET # 94525724 (IF REWEIGH)

ONLY CERTIFIED WEIGHTS APPEAR BELOW THIS LINE

CERTIFIED WEIGHTS (imprint seal)

GROSS

TARE

NET

WEIGH NUMBER 5724

WEIGHMASTER CERTIFICATE

This is to certify that the following described commodity was weighed, measured, or counted by a Weighmaster, whose signature is on this Certificate, who is a recognized authority of accuracy, as prescribed by State Law.

COMMODITY WEIGHED: FREIGHT ALL KINDS

REMARKS:

TRACTOR LICENSE # YAP Y151,OR TRACTOR # [illegible]

TRAILER LICENSE # [illegible] TRAILER # [illegible]

TRAILER LICENSE # [illegible] TRAILER # [illegible]

NAME OF WEIGHMASTER (print): [signature]

WEIGHMASTER SIGNATURE: [signature]

© CAT SCALE COMPANY® 12/[illegible] (WA)

94525738
TICKET NUMBER

CERTIFIED AUTOMATED TRUCK SCALE

CAT SCALE COMPANY
P.O. BOX 630
WALCOTT, IA 52773
(563) 284-6263
www.catscale.com

THE CAT SCALE GUARANTEE

The CAT Scale Company **GUARANTEES** that our scales will give an accurate weight. What makes us different from other scale companies is that we back up our guarantee with cash.©

IF YOU SHOULD GET AN OVERWEIGHT FINE, YOU SHOULD DO THE FOLLOWING TO GET THE PROBLEM RESOLVED:

1) Post bond and request a court date.
2) Call CAT Scale Company direct 24 hours a day at 1-877-CAT-SCALE (toll free).
3) IMMEDIATELY send a copy of the citation, CAT Scale ticket, your name, company, address, and phone number to CAT Scale Company Attn: Operations Manager.

THANK YOU FOR WEIGHING ON CAT SCALE

The four weights shown below are separate weights. The TOTAL WEIGHT was weighed on a full length platform scale. **AXLE WEIGHTS CAN NOT BE CERTIFIED** and are **NOT LEGAL FOR TRADE, however, CAT SCALE COMPANY GUARANTEES THESE WEIGHTS TO BE CORRECT.**

DATE: 8-07-2009

SCALE LOCATION: 278
GEE-CEE'S TRUCKSTOP
I-5 AND EXIT 57
TOLEDO WA

STEER AXLE	[illegible]
DRIVE AXLE	[illegible]
TRAILER AXLE	[illegible]
TOTAL WEIGHT	[illegible]

COMPANY CELORIE TRACTOR # [illegible] TRAILER # [illegible]

WEIGHER'S SIGNATURE: [illegible] FEE: 1.00 FULL WEIGH TICKET # [illegible] (IF REWEIGH)

ONLY CERTIFIED WEIGHTS APPEAR BELOW THIS LINE

CERTIFIED WEIGHTS (imprint seal)

GROSS

TARE

NET

WEIGH NUMBER
5728

WEIGHMASTER CERTIFICATE

This is to certify that the following described commodity was weighed, measured, or counted by a Weighmaster, whose signature is on this Certificate, who is a recognized authority of accuracy, as prescribed by State Law.

Weyerhaeuser Company
Integrated Waste Management
Material Recovery / Transfer Facility
PO Box 188
Longview, WA 98632
(206) 578-4616

COMMODITY WEIGHED: [illegible]
REMARKS:
TRACTOR LICENSE # [illegible] TRACTOR # [illegible]
TRAILER LICENSE # [illegible] TRAILER # [illegible]
TRAILER LICENSE # [illegible] TRAILER # [illegible]

NAME OF WEIGHMASTER (print): [illegible]
WEIGHMASTER SIGNATURE: [illegible]

© CAT SCALE COMPANY® 120 (WA)

94525739
TICKET NUMBER

CERTIFIED AUTOMATED TRUCK SCALE

CAT SCALE COMPANY
P.O. BOX 630
WALCOTT, IA 52773
(563) 284-6263
www.catscale.com

THE CAT SCALE GUARANTEE

The CAT Scale Company GUARANTEES that our scales will give an accurate weight. What makes us different from other scale companies is that we back up our guarantee with cash.©

IF YOU SHOULD GET AN OVERWEIGHT FINE, YOU SHOULD DO THE FOLLOWING TO GET THE PROBLEM RESOLVED:

1) Post bond and request a court date.
2) Call CAT Scale Company direct 24 hours a day at 1-877-CAT-SCALE (toll free).
3) IMMEDIATELY send a copy of the citation, CAT Scale ticket, your name, company, address, and phone number to CAT Scale Company Attn: Operations Manager.

THANK YOU FOR WEIGHING ON CAT SCALE!

The four weights shown below are separate weights. The TOTAL WEIGHT was weighed on a full length platform scale. AXLE WEIGHTS CAN NOT BE CERTIFIED and are NOT LEGAL FOR TRADE, however, CAT SCALE COMPANY GUARANTEES THESE WEIGHTS TO BE CORRECT.

DATE: 8-07-2009

SCALE LOCATION: 278
GEE-CEE'S TRUCKSTOP
I-5 AND EXIT 57
TOLEDO WA

STEER AXLE	22100 lb
DRIVE AXLE	33900 lb
TRAILER AXLE	50500 lb
TOTAL WEIGHT	106500 lb

1158
94525739 COMPANY CELORIE TRACTOR # 8 TRAILER # 8T

WEIGHER'S SIGNATURE: Cassie Lyzen FEE: 1.00 FULL WEIGH TICKET # 94525728 (IF REWEIGH)

ONLY CERTIFIED WEIGHTS APPEAR BELOW THIS LINE

CERTIFIED WEIGHTS (imprint seal)

GROSS

TARE

NET

WEIGH NUMBER
5728

WEIGHMASTER CERTIFICATE

This is to certify that the following described commodity was weighed, measured, or counted by a Weighmaster, whose signature is on this Certificate, who is a recognized authority of accuracy, as prescribed by State Law.

Weyerhaeuser Company
Integrated Waste Management
Material Recovery / Transfer Facility
PO Box 188
Longview, WA 98632
(206) 578-4616

COMMODITY WEIGHED: FREIGHT ALL KINDS
REMARKS:
TRACTOR LICENSE # YAP8816,OR TRACTOR # 0
TRAILER LICENSE # 0 TRAILER # 0
TRAILER LICENSE # [illegible] TRAILER # 0

NAME OF WEIGHMASTER (print): Rachel Wallace
WEIGHMASTER SIGNATURE: Rachel Wallace

© CAT SCALE COMPANY® 120 (WA)

94525772

TICKET NUMBER

CERTIFIED AUTOMATED TRUCK SCALE

CAT SCALE COMPANY
P.O. BOX 630
WALCOTT, IA 52773
(563) 284-6263
www.catscale.com

554

94525772

THE CAT SCALE GUARANTEE

The CAT Scale Company **GUARANTEES** that our scales will give an accurate weight. What makes us different from other scale companies is that we back up our guarantee with cash.©

IF YOU SHOULD GET AN OVERWEIGHT FINE, YOU SHOULD DO THE FOLLOWING TO GET THE PROBLEM RESOLVED:

1) Post bond and request a court date.
2) Call CAT Scale Company direct 24 hours a day at 1-877-CAT-SCALE (toll free).
3) IMMEDIATELY send a copy of the citation, CAT Scale ticket, your name, company, address, and phone number to CAT Scale Company Attn: Operations Manager.

THANK YOU FOR WEIGHING ON CAT SCALE!

The four weights shown below are separate weights. The TOTAL WEIGHT was weighed on a full length platform scale. **AXLE WEIGHTS CAN NOT BE CERTIFIED** and are **NOT LEGAL FOR TRADE, however, CAT SCALE COMPANY GUARANTEES THESE WEIGHTS TO BE CORRECT.**

DATE: 8-10-2009

SCALE LOCATION: 278
GEE-CEE'S TRUCKSTOP
I-5 AND EXIT 57
TOLEDO WA

STEER AXLE	11100 lb
DRIVE AXLE	14920 lb
TRAILER AXLE	13800 lb
TOTAL WEIGHT	39820 lb

Light Weight

COMPANY GEORGIE BROS TRACTOR # 22 TRAILER # 22T

WEIGHER'S SIGNATURE: Rachel Wallace RACHEL WALLACE FEE: 9.00 FULL WEIGH TICKET # (IF REWEIGH)

ONLY CERTIFIED WEIGHTS APPEAR BELOW THIS LINE

CERTIFIED WEIGHTS
(imprint seal)

GROSS

TARE

NET

WEIGH NUMBER
5772

WEIGHMASTER CERTIFICATE

This is to certify that the following described commodity was weighed, measured, or counted by a Weighmaster, whose signature is on this Certificate, who is a recognized authority of accuracy, as prescribed by State Law.

COMMODITY WEIGHED: FREIGHT ALL KINDS

REMARKS:

TRACTOR LICENSE # YAP2832,08 TRACTOR #

TRAILER LICENSE # TRAILER #

TRAILER LICENSE # TRAILER #

Weyerhaeuser Company
Integrated Waste Management
Material Recovery / Transfer Facility
PO Box 188
Longview, WA 98632
(206) 578-4616

NAME OF WEIGHMASTER (print): Rachel Wallace

WEIGHMASTER SIGNATURE: Rachel Wallace

© CAT SCALE COMPANY® 12/08 (WA)

94525773
TICKET NUMBER

CERTIFIED AUTOMATED TRUCK SCALE

CAT SCALE COMPANY
P.O. BOX 630
WALCOTT, IA 52773
(563) 284-6263
www.catscale.com

THE CAT SCALE GUARANTEE

The CAT Scale Company **GUARANTEES** that our scales will give an accurate weight. What makes us different from other scale companies is that we back up our guarantee with cash.©

IF YOU SHOULD GET AN OVERWEIGHT FINE, YOU SHOULD DO THE FOLLOWING TO GET THE PROBLEM RESOLVED:

1) Post bond and request a court date.
2) Call CAT Scale Company direct 24 hours a day at 1-877-CAT-SCALE (toll free).
3) IMMEDIATELY send a copy of the citation, CAT Scale ticket, your name, company, address, and phone number to CAT Scale Company Attn: Operations Manager.

THANK YOU FOR WEIGHING ON CAT SCALE!

TARE

The four weights shown below are separate weights. The TOTAL WEIGHT was weighed on a full length platform scale. **AXLE WEIGHTS CAN NOT BE CERTIFIED** and are **NOT LEGAL FOR TRADE, however, CAT SCALE COMPANY GUARANTEES THESE WEIGHTS TO BE CORRECT.**

DATE: 8-10-2009

SCALE LOCATION: 278
GEE-CEE'S TRUCKSTOP
I-5 AND EXIT 57
TOLEDO WA

STEER AXLE	11680	lb
DRIVE AXLE	15120	lb TARE
TRAILER AXLE	13700	lb
TOTAL WEIGHT	40500	lb

COMPANY CALORIE BRO. TRACTOR # 21 TRAILER # 21T

WEIGHER'S SIGNATURE: Rachel Wallace FEE: 9.00 FULL WEIGH TICKET # (IF REWEIGH)

RACHEL WALLACE

ONLY CERTIFIED WEIGHTS APPEAR BELOW THIS LINE

CERTIFIED WEIGHTS
(imprint seal)

GROSS

TARE

NET

WEIGH NUMBER
5773

WEIGHMASTER CERTIFICATE

This is to certify that the following described commodity was weighed, measured, or counted by a Weighmaster, whose signature is on this Certificate, who is a recognized authority of accuracy, as prescribed by State Law.

COMMODITY WEIGHED: FREIGHT ALL KINDS

REMARKS:

TRACTOR LICENSE # YAPYISI,OR TRACTOR # 8

TRAILER LICENSE # TRAILER #

TRAILER LICENSE # TRAILER #

NAME OF WEIGHMASTER (print): Rachel Wallace

WEIGHMASTER SIGNATURE: Rachel Wallace

© CAT SCALE COMPANY® 12/08 (WA)

94525774

TICKET NUMBER

CAT SCALE®

CERTIFIED AUTOMATED TRUCK SCALE

CAT SCALE COMPANY
P.O. BOX 630
WALCOTT, IA 52773
(563) 284-6263
www.catscale.com

800
94525774

THE CAT SCALE GUARANTEE

The CAT Scale Company **GUARANTEES** that our scales will give an accurate weight. What makes us different from other scale companies is that we back up our guarantee with cash.©

IF YOU SHOULD GET AN OVERWEIGHT FINE, YOU SHOULD DO THE FOLLOWING TO GET THE PROBLEM RESOLVED:

1) Post bond and request a court date.
2) Call CAT Scale Company direct 24 hours a day at 1-877-CAT-SCALE (toll free).
3) IMMEDIATELY send a copy of the citation, CAT Scale ticket, your name, company, address, and phone number to CAT Scale Company Attn: Operations Manager.

THANK YOU FOR WEIGHING ON CAT SCALE!

The four weights shown below are separate weights. The TOTAL WEIGHT was weighed on a full length platform scale. **AXLE WEIGHTS CAN NOT BE CERTIFIED** and are **NOT LEGAL FOR TRADE, however, CAT SCALE COMPANY GUARANTEES THESE WEIGHTS TO BE CORRECT.**

DATE: 8-10-2009

SCALE LOCATION: 278
GEE-CEE'S TRUCKSTOP
I-5 AND EXIT 57
TOLEDO WA

STEER AXLE	23560	lb
DRIVE AXLE	33940	lb
TRAILER AXLE	47880	lb
TOTAL WEIGHT	105380	lb

32.44 Ton

COMPANY GEORGE BRO. TRACTOR # 21 TRAILER # 21T

WEIGHER'S SIGNATURE: Rachel Wallace FEE: 1.00 FULL WEIGH TICKET # 94525773 (IF REWEIGH)

RACHEL WALLACE

ONLY CERTIFIED WEIGHTS APPEAR BELOW THIS LINE

CERTIFIED WEIGHTS
(imprint seal)

GROSS

TARE

NET

WEIGH NUMBER
5773

WEIGHMASTER CERTIFICATE

This is to certify that the following described commodity was weighed, measured, or counted by a Weighmaster, whose signature is on this Certificate, who is a recognized authority of accuracy, as prescribed by State Law.

COMMODITY WEIGHED: FREIGHT ALL KINDS

REMARKS: PAPYISLAND

TRACTOR LICENSE # _____ TRACTOR # _____

TRAILER LICENSE # _____ TRAILER # _____

TRAILER LICENSE # _____ TRAILER # _____

NAME OF WEIGHMASTER (print): Rachel Wallace

WEIGHMASTER SIGNATURE: Rachel Wallace

Weyerhaeuser Company
~~Integrated Waste Management~~
~~Material Recovery / Transfer Facility~~
PO Box 188
Longview, WA 98632
(206) 578-4616

© CAT SCALE COMPANY® 12/08 (WA)

94525775

TICKET NUMBER

CAT SCALE®

CERTIFIED AUTOMATED TRUCK SCALE

CAT SCALE COMPANY
P.O. BOX 630
WALCOTT, IA 52773
(563) 284-6263
www.catscale.com

803
94525775

THE CAT SCALE GUARANTEE

The CAT Scale Company **GUARANTEES** that our scales will give an accurate weight. What makes us different from other scale companies is that we back up our guarantee with cash.©

IF YOU SHOULD GET AN OVERWEIGHT FINE, YOU SHOULD DO THE FOLLOWING TO GET THE PROBLEM RESOLVED:

1) Post bond and request a court date.
2) Call CAT Scale Company direct 24 hours a day at 1-877-CAT-SCALE (toll free).
3) IMMEDIATELY send a copy of the citation, CAT Scale ticket, your name, company, address, and phone number to CAT Scale Company Attn: Operations Manager.

THANK YOU FOR WEIGHING ON CAT SCALE!

The four weights shown below are separate weights. The TOTAL WEIGHT was weighed on a full length platform scale. **AXLE WEIGHTS CAN NOT BE CERTIFIED** and are **NOT LEGAL FOR TRADE, however, CAT SCALE COMPANY GUARANTEES THESE WEIGHTS TO BE CORRECT.**

DATE: 8-10-2009

SCALE LOCATION: 278
GEE-CEE'S TRUCKSTOP
I-5 AND EXIT 57
TOLEDO WA

STEER AXLE	16620 lb
DRIVE AXLE	39540 lb
TRAILER AXLE	47780 lb
TOTAL WEIGHT	103940 lb

31.69

COMPANY KISSLER TRACTOR # 8 TRAILER # 8

WEIGHER'S SIGNATURE: Peggy Allen PEGGY ALLEN FEE: 9.00 FULL WEIGH TICKET # (IF REWEIGH)

ONLY CERTIFIED WEIGHTS APPEAR BELOW THIS LINE

CERTIFIED WEIGHTS
(imprint seal)

Weyerhaeuser Company
Integrated Waste Management
Material Recovery / Transfer Facility
PO Box 188
Longview, WA 98632
(206) 578-4616

GROSS

TARE

NET

WEIGH NUMBER
5775

WEIGHMASTER CERTIFICATE

This is to certify that the following described commodity was weighed, measured, or counted by a Weighmaster, whose signature is on this Certificate, who is a recognized authority of accuracy, as prescribed by State Law.

COMMODITY WEIGHED: FREIGHT ALL KINDS

REMARKS:

TRACTOR LICENSE # 08504 RP-WA TRACTOR #

TRAILER LICENSE # TRAILER #

TRAILER LICENSE # TRAILER #

NAME OF WEIGHMASTER (print): Peggy Allen

WEIGHMASTER SIGNATURE: Peggy Allen

© CAT SCALE COMPANY® 12/08 (WA)

S4525776
TICKET NUMBER

CERTIFIED
AUTOMATED
TRUCK
SCALE

CAT SCALE COMPANY
P.O. BOX 630
WALCOTT, IA 52773
(563) 284-6263

THE CAT SCALE GUARANTEE

The CAT Scale Company GUARANTEES that our scales will give an accurate weight. What makes us different from other scale companies is that we back up our guarantee with cash.©

IF YOU SHOULD GET AN OVERWEIGHT FINE, YOU SHOULD DO THE FOLLOWING TO GET THE PROBLEM RESOLVED:

1) Post bond and request a court date.
2) Call CAT Scale Company direct 24 hours a day at 1-877-CAT-SCALE (toll free).
3) IMMEDIATELY send a copy of the citation, CAT Scale ticket, your name, company, address, and phone number to CAT Scale Company Attn: Operations Manager.

THANK YOU FOR WEIGHING ON CAT SCALE!

The four weights shown below are separate weights. The TOTAL WEIGHT was weighed on a full length platform scale. **AXLE WEIGHTS CAN NOT BE CERTIFIED** and are **NOT LEGAL FOR TRADE**, however, **CAT SCALE COMPANY GUARANTEES THESE WEIGHTS TO BE CORRECT.**

DATE: 8-10-2009

SCALE LOCATION: 278
GEE-GEE'S TRUCK STOP
I-5 AND EXIT 67
TOLEDO WA

STEER AXLE	
DRIVE AXLE	
TRAILER AXLE	
TOTAL WEIGHT	106620

[redacted]

COMPANY CELORIE BROS TRACTOR # [redacted] TRAILER # [redacted]

WEIGHER'S SIGNATURE: Rachel Wallace RACHEL WALLACE FEE: 1.00 FULL WEIGH TICKET # [redacted] (IF REWEIGH)

ONLY CERTIFIED WEIGHTS APPEAR BELOW THIS LINE

CERTIFIED WEIGHTS
(imprint seal)

GROSS
TARE
NET

WEIGH NUMBER
5272

WEIGHMASTER CERTIFICATE

This is to certify that the following described commodity was weighed, measured, or counted by a Weighmaster, whose signature is on this Certificate, who is a recognized authority of accuracy, as prescribed by State Law.

COMMODITY WEIGHED: FREIGHT
REMARKS:
TRACTOR LICENSE # 202832 OR TRACTOR #
TRAILER LICENSE # TRAILER #
TRAILER LICENSE # TRAILER #

Weyerhaeuser Company
~~Integrated Waste Management~~
~~Material Recovery / Transfer Facility~~
PO Box 188
Longview, WA 98632
(206) 578-4616

NAME OF WEIGHMASTER (print): RACHEL ALLEN
WEIGHMASTER SIGNATURE: Rachel Allen

© CAT SCALE COMPANY 12/

94525777
TICKET NUMBER

CAT SCALE®

CERTIFIED AUTOMATED TRUCK SCALE

CAT SCALE COMPANY
P.O. BOX 630
WALCOTT, IA 52773
(563) 284-6263



THE CAT SCALE GUARANTEE

The CAT Scale Company **GUARANTEES** that our scales will give an accurate weight. What makes us different from other scale companies is that we back up our guarantee with cash.©

IF YOU SHOULD GET AN OVERWEIGHT FINE, YOU SHOULD DO THE FOLLOWING TO GET THE PROBLEM RESOLVED:

1) Post bond and request a court date.
2) Call CAT Scale Company direct 24 hours a day at 1-877-CAT-SCALE (toll free).
3) IMMEDIATELY send a copy of the citation, CAT Scale ticket, your name, company, address, and phone number to CAT Scale Company Attn: Operations Manager.

THANK YOU FOR WEIGHING ON CAT SCALE!

The four weights shown below are separate weights. The TOTAL WEIGHT was weighed on a full length platform scale. **AXLE WEIGHTS CAN NOT BE CERTIFIED** and are **NOT LEGAL FOR TRADE, however, CAT SCALE COMPANY GUARANTEES THESE WEIGHTS TO BE CORRECT.**

DATE: 8-10-2009

SCALE #: 278

SCALE LOCATION: GEE-CEE'S TRUCKSTOP
I-5 AND EXIT 57
TOLEDO WA

STEER AXLE	14280 lb
DRIVE AXLE	43200 lb
TRAILER AXLE	48540 lb
TOTAL WEIGHT	106020 lb

COMPANY KISSLER TRACTOR # 7 TRAILER # 7

WEIGHER'S SIGNATURE: PEGGY ALLEN FEE: 9.00 FULL WEIGH TICKET # (IF REWEIGH)

ONLY CERTIFIED WEIGHTS APPEAR BELOW THIS LINE

CERTIFIED WEIGHTS
(imprint seal)

GROSS

TARE

NET

WEIGH NUMBER
5777

WEIGHMASTER CERTIFICATE

This is to certify that the following described commodity was weighed, measured, or counted by a Weighmaster, whose signature is on this Certificate, who is a recognized authority of accuracy, as prescribed by State Law.

COMMODITY WEIGHED: FREIGHT ALL KINDS

REMARKS:

TRACTOR LICENSE # 0724 IRP WA TRACTOR #

TRAILER LICENSE # TRAILER #

TRAILER LICENSE # TRAILER #

NAME OF WEIGHMASTER (print): Peggy Allen

WEIGHMASTER SIGNATURE: Peggy Allen

© CAT SCALE COMPANY® 12/08
(WA)

94525782
TICKET NUMBER

CAT SCALE

CERTIFIED AUTOMATED TRUCK SCALE

CAT SCALE COMPANY
P.O. BOX 630
WALCOTT, IA 52773
(563) 284-6263
www.catscale.com

THE CAT SCALE GUARANTEE

The CAT Scale Company **GUARANTEES** that our scales will give an accurate weight. What makes us different from other scale companies is that we back up our guarantee with cash.©

IF YOU SHOULD GET AN OVERWEIGHT FINE, YOU SHOULD DO THE FOLLOWING TO GET THE PROBLEM RESOLVED:

1) Post bond and request a court date.
2) Call CAT Scale Company direct 24 hours a day at 1-877-CAT-SCALE (toll free).
3) IMMEDIATELY send a copy of the citation, CAT Scale ticket, your name, company, address, and phone number to CAT Scale Company Attn: Operations Manager.

THANK YOU FOR WEIGHING ON CAT SCALE!

The four weights shown below are separate weights. The TOTAL WEIGHT was weighed on a full length platform scale. **AXLE WEIGHTS CAN NOT BE CERTIFIED** and are **NOT LEGAL FOR TRADE, however, CAT SCALE COMPANY GUARANTEES THESE WEIGHTS TO BE CORRECT.**

DATE: 8-10-2009

SCALE LOCATION: 278 GEE-CEE'S TRUCKSTOP I-5 AND EXIT 57 TOLEDO WA

STEER AXLE	16040 lb
DRIVE AXLE	40020 lb
TRAILER AXLE	48100 lb
TOTAL WEIGHT	104160 lb

32.17 TON

COMPANY CELORIE BROS TRACTOR # 22 TRAILER # 221

WEIGHER'S SIGNATURE: Peggy Allen PEGGY ALLEN FEE: 1.00 FULL WEIGH TICKET # 94525772 (IF REWEIGH)

ONLY CERTIFIED WEIGHTS APPEAR BELOW THIS LINE

CERTIFIED WEIGHTS (imprint seal)

GROSS

TARE

NET

WEIGH NUMBER 5772

WEIGHMASTER CERTIFICATE

This is to certify that the following described commodity was weighed, measured, or counted by a Weighmaster, whose signature is on this Certificate, who is a recognized authority of accuracy, as prescribed by State Law.

COMMODITY WEIGHED: FREIGHT ALL

REMARKS:

TRACTOR LICENSE # YAP2832.OK TRACTOR # Ø

TRAILER LICENSE # Ø TRAILER # Ø

TRAILER LICENSE # Ø TRAILER # Ø

NAME OF WEIGHMASTER (print): Peggy Allen

WEIGHMASTER SIGNATURE: Peggy Allen

Weyerhaeuser Company
Integrated Waste Management
Material Recovery / Transfer Facility
PO Box 188
Longview, WA 98632
(206) 578-4616

© CAT SCALE COMPANY® 12/08 (WA)

94525785

TICKET NUMBER

CAT SCALE®

CERTIFIED AUTOMATED TRUCK SCALE

CAT SCALE COMPANY
P.O. BOX 630
WALCOTT, IA 52773
(563) 284-6263
www.catscale.com

THE CAT SCALE GUARANTEE

The CAT Scale Company **GUARANTEES** that our scales will give an accurate weight. What makes us different from other scale companies is that we back up our guarantee with cash.©

IF YOU SHOULD GET AN OVERWEIGHT FINE, YOU SHOULD DO THE FOLLOWING TO GET THE PROBLEM RESOLVED:

1) Post bond and request a court date.
2) Call CAT Scale Company direct 24 hours a day at 1-877-CAT-SCALE (toll free).
3) IMMEDIATELY send a copy of the citation, CAT Scale ticket, your name, company, address, and phone number to CAT Scale Company Attn: Operations Manager.

THANK YOU FOR WEIGHING ON CAT SCALE!

The four weights shown below are separate weights. The TOTAL WEIGHT was weighed on a full length platform scale. **AXLE WEIGHTS CAN NOT BE CERTIFIED** and are **NOT LEGAL FOR TRADE, however, CAT SCALE COMPANY GUARANTEES THESE WEIGHTS TO BE CORRECT.**

DATE: 8-10-2009

SCALE LOCATION: 278
GEE-CEE'S TRUCKSTOP
I-5 AND EXIT 57
TOLEDO WA

STEER AXLE	22600	lb
DRIVE AXLE	34060	lb
TRAILER AXLE	49420	lb
TOTAL WEIGHT	106080	lb

32.79 T

1211
94525785

COMPANY CELORIE BRO. TRACTOR # 21 TRAILER # 211

WEIGHER'S SIGNATURE: PERRY ALLEN FEE: 1.00 FULL WEIGH TICKET # 94525773 (IF REWEIGH)

ONLY CERTIFIED WEIGHTS APPEAR BELOW THIS LINE

CERTIFIED WEIGHTS (imprint seal)

GROSS

TARE

NET

WEIGH NUMBER
5773

WEIGHMASTER CERTIFICATE

This is to certify that the following described commodity was weighed, measured, or counted by a Weighmaster, whose signature is on this Certificate, who is a recognized authority of accuracy, as prescribed by State Law.

COMMODITY WEIGHED: FREIGHT ALL KINDS

REMARKS:

TRACTOR LICENSE # Wapl157-WA TRACTOR #

TRAILER LICENSE # TRAILER #

TRAILER LICENSE # TRAILER #

NAME OF WEIGHMASTER (print): Peggy Allen

WEIGHMASTER SIGNATURE:

Weyerhaeuser Company
Integrated Waste Management
Material Recovery / Transfer Facility
PO Box 188
Longview, WA 98632
(206) 578-4616

© CAT SCALE COMPANY® 12/08 (WA)

94525787
TICKET NUMBER

CAT SCALE

CERTIFIED AUTOMATED TRUCK SCALE

CAT SCALE COMPANY
P.O. BOX 630
WALCOTT, IA 52773
(563) 284-6263
www.catscale.com

THE CAT SCALE GUARANTEE

The CAT Scale Company **GUARANTEES** that our scales will give an accurate weight. What makes us different from other scale companies is that we back up our guarantee with cash.©

IF YOU SHOULD GET AN OVERWEIGHT FINE, YOU SHOULD DO THE FOLLOWING TO GET THE PROBLEM RESOLVED:

1) Post bond and request a court date.
2) Call CAT Scale Company direct 24 hours a day at 1-877-CAT-SCALE (toll free).
3) IMMEDIATELY send a copy of the citation, CAT Scale ticket, your name, company, address, and phone number to CAT Scale Company Attn: Operations Manager.

THANK YOU FOR WEIGHING ON CAT SCALE!

The four weights shown below are separate weights. The TOTAL WEIGHT was weighed on a full length platform scale. **AXLE WEIGHTS CAN NOT BE CERTIFIED** and are **NOT LEGAL FOR TRADE, however, CAT SCALE COMPANY GUARANTEES THESE WEIGHTS TO BE CORRECT.**

DATE: 8-10-2009

SCALE LOCATION: 278
GEE-CEE'S TRUCKSTOP
I-5 AND EXIT 57
TOLEDO WA

STEER AXLE	13360 lb
DRIVE AXLE	42060 lb
TRAILER AXLE	50620 lb
TOTAL WEIGHT	106040 lb

COMPANY KIGGLER TRACTOR # 7 TRAILER # 7

WEIGHER'S SIGNATURE: Peggy Allen PEGGY ALLEN FEE: 1.00 FULL WEIGH TICKET # 94525777 (IF REWEIGH)

ONLY CERTIFIED WEIGHTS APPEAR BELOW THIS LINE

CERTIFIED WEIGHTS (imprint seal)

GROSS

TARE

NET

WEIGH NUMBER 5777

WEIGHMASTER CERTIFICATE

This is to certify that the following described commodity was weighed, measured, or counted by a Weighmaster, whose signature is on this Certificate, who is a recognized authority of accuracy, as prescribed by State Law.

COMMODITY WEIGHED: FREIGHT ALL KINDS

REMARKS:

TRACTOR LICENSE # 07241 RD TRACTOR #

TRAILER LICENSE # TRAILER #

TRAILER LICENSE # TRAILER #

NAME OF WEIGHMASTER (print): Peggy Allen

WEIGHMASTER SIGNATURE: Peggy Allen

© CAT SCALE COMPANY® 12/08
(WA)

94525788
TICKET NUMBER

CAT SCALE®

CERTIFIED AUTOMATED TRUCK SCALE

CAT SCALE COMPANY
P.O. BOX 630
WALCOTT, IA 52773
(563) 284-6263
www.catscale.com

THE CAT SCALE GUARANTEE

The CAT Scale Company **GUARANTEES** that our scales will give an accurate weight. What makes us different from other scale companies is that we back up our guarantee with cash.©

IF YOU SHOULD GET AN OVERWEIGHT FINE, YOU SHOULD DO THE FOLLOWING TO GET THE PROBLEM RESOLVED:

1) Post bond and request a court date.
2) Call CAT Scale Company direct 24 hours a day at 1-877-CAT-SCALE (toll free).
3) IMMEDIATELY send a copy of the citation, CAT Scale ticket, your name, company, address, and phone number to CAT Scale Company Attn: Operations Manager.

THANK YOU FOR WEIGHING ON CAT SCALE!

The four weights shown below are separate weights. The TOTAL WEIGHT was weighed on a full length platform scale. **AXLE WEIGHTS CAN NOT BE CERTIFIED** and are **NOT LEGAL FOR TRADE, however, CAT SCALE COMPANY GUARANTEES THESE WEIGHTS TO BE CORRECT.**

DATE: 8-10-2009

SCALE LOCATION: 278
GEE-CEE'S TRUCKSTOP
I-5 AND EXIT 57
TOLEDO WA

STEER AXLE	20660 lb	31.91
DRIVE AXLE	34640 lb	
TRAILER AXLE	49080 lb	
TOTAL WEIGHT	104380 lb	

COMPANY KISSLER TRACTOR # 8 TRAILER # 8

WEIGHER'S SIGNATURE: Rachel Wallace FEE: 1.00 FULL WEIGH TICKET # (IF REWEIGH) 94525775

RACHEL WALLACE

ONLY CERTIFIED WEIGHTS APPEAR BELOW THIS LINE

CERTIFIED WEIGHTS
(imprint seal)

GROSS

TARE

NET

WEIGH NUMBER
5775

WEIGHMASTER CERTIFICATE

This is to certify that the following described commodity was weighed, measured, or counted by a Weighmaster, whose signature is on this Certificate, who is a recognized authority of accuracy, as prescribed by State Law.

COMMODITY WEIGHED: FREIGHT ALL KINDS

REMARKS:

TRACTOR LICENSE # 08504 RP WA TRACTOR #

TRAILER LICENSE # TRAILER #

TRAILER LICENSE # TRAILER #

NAME OF WEIGHMASTER (print): Peggy Allen

WEIGHMASTER SIGNATURE: Peggy Allen

© CAT SCALE COMPANY® 12/08 (WA)

94525805
TICKET NUMBER

CERTIFIED AUTOMATED TRUCK SCALE

CAT SCALE COMPANY
P.O. BOX 630
WALCOTT, IA 52773
(563) 284-6263
www.catscale.com

THE CAT SCALE GUARANTEE

The CAT Scale Company **GUARANTEES** that our scales will give an accurate weight. What makes us different from other scale companies is that we back up our guarantee with cash.©

IF YOU SHOULD GET AN OVERWEIGHT FINE, YOU SHOULD DO THE FOLLOWING TO GET THE PROBLEM RESOLVED:

1) Post bond and request a court date.
2) Call CAT Scale Company direct 24 hours a day at 1-877-CAT-SCALE (toll free).
3) IMMEDIATELY send a copy of the citation, CAT Scale ticket, your name, company, address, and phone number to CAT Scale Company Attn: Operations Manager.

THANK YOU FOR WEIGHING ON CAT SCALE!

The four weights shown below are separate weights. The TOTAL WEIGHT was weighed on a full length platform scale. **AXLE WEIGHTS CAN NOT BE CERTIFIED** and are **NOT LEGAL FOR TRADE, however, CAT SCALE COMPANY GUARANTEES THESE WEIGHTS TO BE CORRECT.**

DATE: 8-11-2009

SCALE LOCATION: 278
GEE-CEE'S TRUCKSTOP
I-5 AND EXIT 57
TOLEDO WA

STEER AXLE	22580	lb
DRIVE AXLE	33600	lb
TRAILER AXLE	48140	lb
TOTAL WEIGHT	104320	lb

31.91 T

449
94525805 COMPANY CALORIE BRO. TRACTOR # 21 TRAILER # 21T

WEIGHER'S SIGNATURE Rachel Wallace FEE: 1.00 FULL WEIGH TICKET # 94525773 (IF REWEIGH)

RACHEL WALLACE

ONLY CERTIFIED WEIGHTS APPEAR BELOW THIS LINE

CERTIFIED WEIGHTS
(imprint seal)

GROSS

TARE

NET

WEIGH NUMBER
5773

WEIGHMASTER CERTIFICATE

This is to certify that the following described commodity was weighed, measured, or counted by a Weighmaster, whose signature is on this Certificate, who is a recognized authority of accuracy, as prescribed by State Law.

COMMODITY WEIGHED: FREIGHT ALL KINDS
REMARKS:
TRACTOR LICENSE # YAPY15, OR
TRAILER LICENSE #
TRAILER LICENSE #

Weyerhaeuser Company
Integrated Waste Management
Material Recovery / Transfer Facility
TRACTOR# Box 188
TRAILER# ngview, WA 98632
TRAILER # (206) 578-6816

NAME OF WEIGHMASTER (print): Rachel Wallace
WEIGHMASTER SIGNATURE: Rachel Wallace

© CAT SCALE COMPANY® 12/08 (WA)

94525806
TICKET NUMBER

CAT SCALE

CERTIFIED AUTOMATED TRUCK SCALE

CAT SCALE COMPANY
P.O. BOX 630
WALCOTT, IA 52773
(563) 284-6263
www.catscale.com

THE CAT SCALE GUARANTEE

The CAT Scale Company **GUARANTEES** that our scales will give an accurate weight. What makes us different from other scale companies is that we back up our guarantee with cash.©

IF YOU SHOULD GET AN OVERWEIGHT FINE, YOU SHOULD DO THE FOLLOWING TO GET THE PROBLEM RESOLVED:

1) Post bond and request a court date.
2) Call CAT Scale Company direct 24 hours a day at 1-877-CAT-SCALE (toll free).
3) IMMEDIATELY send a copy of the citation, CAT Scale ticket, your name, company, address, and phone number to CAT Scale Company Attn: Operations Manager.

THANK YOU FOR WEIGHING ON CAT SCALE!

The four weights shown below are separate weights. The TOTAL WEIGHT was weighed on a full length platform scale. **AXLE WEIGHTS CAN NOT BE CERTIFIED** and are **NOT LEGAL FOR TRADE, however, CAT SCALE COMPANY GUARANTEES THESE WEIGHTS TO BE CORRECT.**

DATE: 8-11-2009

SCALE LOCATION: 278
GEE-CEE'S TRUCKSTOP
I-5 AND EXIT 57
TOLEDO WA

STEER AXLE	22200	lb
DRIVE AXLE	35100	lb
TRAILER AXLE	46820	lb
TOTAL WEIGHT	104120	lb

32.15 TON

451
94525806

COMPANY GELORIE BRO. TRACTOR # 22 TRAILER # 22T

WEIGHER'S SIGNATURE: Rachel Wallace RACHEL WALLACE FEE: 9.00 FULL WEIGH TICKET # (IF REWEIGH)

ONLY CERTIFIED WEIGHTS APPEAR BELOW THIS LINE

CERTIFIED WEIGHTS
(imprint seal)

GROSS

TARE

NET

WEIGH NUMBER
5806

WEIGHMASTER CERTIFICATE

This is to certify that the following described commodity was weighed, measured, or counted by a Weighmaster, whose signature is on this Certificate, who is a recognized authority of accuracy, as prescribed by State Law.

COMMODITY WEIGHED: FREIGHT ALL KINDS
REMARKS:
TRACTOR LICENSE # YAP2832 OR TRACTOR #
TRAILER LICENSE # TRAILER #
TRAILER LICENSE # TRAILER #

Weyerhaeuser Company
~~Integrated Waste Management~~
~~Material Recovery / Transfer Facility~~
PO Box 188
Longview, WA 98632
(206) 578-4616

NAME OF WEIGHMASTER (print): Rachel Wallace
WEIGHMASTER SIGNATURE: Rachel Wallace

© CAT SCALE COMPANY® 12/08 (WA)

94525807
TICKET NUMBER

CAT SCALE

CERTIFIED AUTOMATED TRUCK SCALE

CAT SCALE COMPANY
P.O. BOX 630
WALCOTT, IA 52773
(563) 284-6263
www.catscale.com

THE CAT SCALE GUARANTEE

The CAT Scale Company **GUARANTEES** that our scales will give an accurate weight. What makes us different from other scale companies is that we back up our guarantee with cash.©

IF YOU SHOULD GET AN OVERWEIGHT FINE, YOU SHOULD DO THE FOLLOWING TO GET THE PROBLEM RESOLVED:

1) Post bond and request a court date.
2) Call CAT Scale Company direct 24 hours a day at 1-877-CAT-SCALE (toll free).
3) IMMEDIATELY send a copy of the citation, CAT Scale ticket, your name, company, address, and phone number to CAT Scale Company Attn: Operations Manager.

THANK YOU FOR WEIGHING ON CAT SCALE!

The four weights shown below are separate weights. The TOTAL WEIGHT was weighed on a full length platform scale. **AXLE WEIGHTS CAN NOT BE CERTIFIED** and are **NOT LEGAL FOR TRADE, however, CAT SCALE COMPANY GUARANTEES THESE WEIGHTS TO BE CORRECT.**

DATE: 8-11-2009

SCALE LOCATION: 278
GEE-CEE'S TRUCKSTOP
I-5 AND EXIT 57
TOLEDO WA

STEER AXLE	13840 lb
DRIVE AXLE	43160 lb
TRAILER AXLE	50580 lb
TOTAL WEIGHT	107580 lb

7 COMPANY KISSLER TRACTOR # 7 TRAILER # 7

WEIGHER'S SIGNATURE: Rachel Wallace FEE: 1.00 FULL WEIGH TICKET # 94525777 (IF REWEIGH)

ONLY CERTIFIED WEIGHTS APPEAR BELOW THIS LINE

CERTIFIED WEIGHTS
(imprint seal)

GROSS
TARE
NET

Weyerhaeuser Company
Integrated Waste Management
Material Recovery / Transfer Facility
PO Box 188
Longview, WA 98632
(206) 578-4616

WEIGH NUMBER
5777

WEIGHMASTER CERTIFICATE

This is to certify that the following described commodity was weighed, measured, or counted by a Weighmaster, whose signature is on this Certificate, who is a recognized authority of accuracy, as prescribed by State Law.

COMMODITY WEIGHED: FREIGHT ALL KINDS
REMARKS:
TRACTOR LICENSE # 07241RP,WA TRACTOR # Ø
TRAILER LICENSE # Ø TRAILER # Ø
TRAILER LICENSE # Ø TRAILER # Ø

NAME OF WEIGHMASTER (print): Rachel Wallace
WEIGHMASTER SIGNATURE: Rachel Wallace

© CAT SCALE COMPANY® 12/08 (WA)

94525808
TICKET NUMBER

CAT SCALE®

CERTIFIED AUTOMATED TRUCK SCALE

CAT SCALE COMPANY
P.O. BOX 630
WALCOTT, IA 52773
(563) 284-6263
www.catscale.com

THE CAT SCALE GUARANTEE

The CAT Scale Company **GUARANTEES** that our scales will give an accurate weight. What makes us different from other scale companies is that we back up our guarantee with cash.©

IF YOU SHOULD GET AN OVERWEIGHT FINE, YOU SHOULD DO THE FOLLOWING TO GET THE PROBLEM RESOLVED:

1) Post bond and request a court date.
2) Call CAT Scale Company direct 24 hours a day at 1-877-CAT-SCALE (toll free).
3) IMMEDIATELY send a copy of the citation, CAT Scale ticket, your name, company, address, and phone number to CAT Scale Company Attn: Operations Manager.

THANK YOU FOR WEIGHING ON CAT SCALE!

The four weights shown below are separate weights. The TOTAL WEIGHT was weighed on a full length platform scale. **AXLE WEIGHTS CAN NOT BE CERTIFIED** and are **NOT LEGAL FOR TRADE, however, CAT SCALE COMPANY GUARANTEES THESE WEIGHTS TO BE CORRECT.**

DATE: 8-11-2009

SCALE LOCATION: 278
GEE-CEE'S TRUCKSTOP
I-5 AND EXIT 57
TOLEDO WA

STEER AXLE	15340 lb	33.62T
DRIVE AXLE	42100 lb	
TRAILER AXLE	50360 lb	
TOTAL WEIGHT	107800 lb	

COMPANY KISSLER TRACTOR # 8 TRAILER # 8

WEIGHER'S SIGNATURE: Rachel Wallace FEE: 1.00 FULL WEIGH TICKET # 94525775 (IF REWEIGH)

RACHEL WALLACE

ONLY CERTIFIED WEIGHTS APPEAR BELOW THIS LINE

Weyerhaeuser Company
CERTIFIED WEIGHTS
(Imprinted) Waste Management
Recovery / Transfer Facility
PO Box 188
Longview, WA 98632
(206) 578-4616

GROSS

TARE

NET

WEIGH NUMBER
5775

WEIGHMASTER CERTIFICATE

This is to certify that the following described commodity was weighed, measured, or counted by a Weighmaster, whose signature is on this Certificate, who is a recognized authority of accuracy, as prescribed by State Law.

COMMODITY WEIGHED: FREIGHT ALL KINDS

REMARKS:

TRACTOR LICENSE # DX5048 PWA TRACTOR # 8

TRAILER LICENSE # 8 TRAILER # 8

TRAILER LICENSE # 8 TRAILER # 8

NAME OF WEIGHMASTER (print): Rachel Wallace

WEIGHMASTER SIGNATURE: Rachel Wallace

©CAT SCALE COMPANY® 12/08 (WA)

TRUCK LOG SHEET

Ctrl #	DATE	TIME	CUSTOMER	HAULER, DRIVER & TRUCK#	GROSS/TARE WGT (LBS)		TICKET #	SYSTEM ID# (OFFICE USE ONLY)
2053	8-13-09	6:00	Merlo	Celorie 23	105600	39720	5888	
2054	8-13-09	6:07	Morton	Watson Ron #26	103720	39820	5891	
2055	8:13:09	6:02	"	Celorie Biggie #21	107140	40920	5890	
2056	8 13 09	6:03	Morton	Don Hines 608	105620	38000	9452588	
2057	8-13-09	6:15	Rivergate	CRT - Jeff - 41	88960	41440	2845	
2058	8-13-09	6:30	RIVERGATE	CRT CMK 44-B5	83360	41840	2846	
2059	8/13/09	6:40	Schnitzer	Wilkins 08/01	101220	40580		
2060	8/13/09	6:50	Glacier Rec	Patrick 203	92820	50160		
2061	8/13/09	7:15	Rivergate	CRT Russ 3#	86720	39920	2847	
2062	8/13	7:35	Rivergate	CRT Roger 43	86320	40580	2848	
2063	8/13/09	7:45	Schnitzer	Wilkins L-17	96,520	45720		
2064	8-13-09	8:55	Morton	Celorie 23	106440	39720	5895	
2065	8-13-09	9:07	11	Watson Ron #26	105380	39820	5896	
2066	8-13-09	9:10	SchnitzER	Wilkins 08-100	101200	40640		
2067	8/13/09	9:14	Port of Olympia	Kissler Pat #7	107640	40320	5897	
2068	8-13-09	9:24	Morton	Don Hines 608	105500	38000	9452589	
2069	8-13-09	9:26	Port of Oly	Celorie Mark #22	106620	39860	5899	
2070	8-13-09	9:26	11	11 Biggie #21	107060	40500	5900	
2071	8-13-09	9:31	Port of Olympia	Kissler Ed 8	111140	40560	5901	
2072		11:30	Schnitzer	Wilkins	92500	40340		
2073	8-13-09	12:05	Morton	Celorie 23	107820	39720	5906	
2074	8-13-09	12:21	11	Watson Ron #26	103460	39820	5908	
2075	8 13 09	12:45	Morton	Don Hines 608	106100	38000	9452590	
2076	8 13 09	12:50	Port of Olympia	Kissler Pat 7	105280	40320	5910	

*** REMEMBER 25 MPH MAX SPEED THRU RESIDENTIAL AREAS ***

TRUCK LOG SHEET

Ctrl #	DATE	TIME	CUSTOMER	HAULER, DRIVER & TRUCK#	GROSS/TARE WGT (LBS)	TICKET #	SYSTEM ID# (OFFICE USE ONLY)
2077	8-13-09	1251	Port of Olympia	Kissler Ed 8	104 400 40560	5911	
2078	8-13-09	100	"	Caloric Mack 22	106620 39820	5912	
2079	8-13-09	100	"	" Biggie #21	105500 40500	5913	

94525397
TICKET NUMBER

CERTIFIED AUTOMATED TRUCK SCALE

CAT SCALE COMPANY
P.O. BOX 630
WALCOTT, IA 52773
(563) 284-6263
www.catscale.com

The CAT Scale Company **GUARANTEES** that our scales will give an accurate weight. What makes us different from other scale companies is that we back up our guarantee with cash.©

IF YOU SHOULD GET AN OVERWEIGHT FINE, YOU SHOULD DO THE FOLLOWING TO GET THE PROBLEM RESOLVED:

1) Post bond and request a court date.
2) Call CAT Scale Company direct 24 hours a day at 1-877-CAT-SCALE (toll free).
3) IMMEDIATELY send a copy of the citation, CAT Scale ticket, your name, company, address, and phone number to CAT Scale Company Attn: Operations Manager.

THANK YOU FOR WEIGHING ON CAT SCALE!

The four weights shown below are separate weights. The TOTAL WEIGHT was weighed on a full length platform scale. **AXLE WEIGHTS CAN NOT BE CERTIFIED** and are **NOT LEGAL FOR TRADE, however, CAT SCALE COMPANY GUARANTEES THESE WEIGHTS TO BE CORRECT.**

DATE: 8-13-2009

SCALE LOCATION: 278
GEE-CEE'S TRUCKSTOP
I-5 AND EXIT 57
TOLEDO WA

STEER AXLE	[illegible] LB
DRIVE AXLE	[illegible] LB
TRAILER AXLE	[illegible] LB
TOTAL WEIGHT	[illegible] LB

COMPANY [illegible] TRACTOR # [illegible] TRAILER # [illegible]

WEIGHER'S SIGNATURE: TIA WARD FEE: [illegible] FULL WEIGH TICKET # (IF REWEIGH)

ONLY CERTIFIED WEIGHTS APPEAR BELOW THIS LINE

CERTIFIED WEIGHTS
(imprint seal)

[illegible] Company
[illegible] Waste Management
Material Recovery / Transfer Facility
PO Box 188
[illegible], WA 98632
(360) 578-4616

GROSS

TARE

NET

WEIGH NUMBER
5897

WEIGHMASTER CERTIFICATE
This is to certify that the following described commodity was weighed, measured, or counted by a Weighmaster, whose signature is on this Certificate, who is a recognized authority of accuracy, as prescribed by State Law.

COMMODITY WEIGHED: FREIGHT ALL KINDS
REMARKS:
TRACTOR LICENSE # 074 41RP TRACTOR #
TRAILER LICENSE # TRAILER #
TRAILER LICENSE # TRAILER #

NAME OF WEIGHMASTER (print): TIA WARD
WEIGHMASTER SIGNATURE: TIA WARD

© CAT SCALE COMPANY • 12/ (WA)

94525899
TICKET NUMBER

CERTIFIED AUTOMATED TRUCK SCALE

CAT SCALE COMPANY
P.O. BOX 630
WALCOTT, IA 52773
(563) 284-6263
www.catscale.com
829
94525899

THE CAT SCALE GUARANTEE

The CAT Scale Company **GUARANTEES** that our scales will give an accurate weight. What makes us different from other scale companies is that we back up our guarantee with cash.©

IF YOU SHOULD GET AN OVERWEIGHT FINE, YOU SHOULD DO THE FOLLOWING TO GET THE PROBLEM RESOLVED:

1) Post bond and request a court date.
2) Call CAT Scale Company direct 24 hours a day at 1-877-CAT-SCALE (toll free).
3) IMMEDIATELY send a copy of the citation, CAT Scale ticket, your name, company, address, and phone number to CAT Scale Company Attn: Operations Manager.

THANK YOU FOR WEIGHING ON CAT SCALE!

The four weights shown below are separate weights. The TOTAL WEIGHT was weighed on a full length platform scale. **AXLE WEIGHTS CAN NOT BE CERTIFIED** and are **NOT LEGAL FOR TRADE, however, CAT SCALE COMPANY GUARANTEES THESE WEIGHTS TO BE CORRECT.**

DATE: 8-13-2009

SCALE LOCATION: 278
GEE-CEE'S TRUCKSTOP
I-5 AND EXIT 57
TOLEDO WA

STEER AXLE	15440 LB
DRIVE AXLE	42160 LB
TRAILER AXLE	49020 LB
TOTAL WEIGHT	106620 LB

33.40 TON

COMPANY CELORIE BROS TRACTOR # 22 TRAILER # 22T

WEIGHER'S SIGNATURE: Rachel Wallace FEE: 9.00 FULL WEIGH TICKET # (IF REWEIGH)
RACHEL WALLACE

ONLY CERTIFIED WEIGHTS APPEAR BELOW THIS LINE

CERTIFIED WEIGHTS
(imprint seal)

GROSS

TARE

NET

WEIGH NUMBER
5899

WEIGHMASTER CERTIFICATE
This is to certify that the following described commodity was weighed, measured, or counted by a Weighmaster, whose signature is on this Certificate, who is a recognized authority of accuracy, as prescribed by State Law.

COMMODITY WEIGHED: FREIGHT ALL KINDS
REMARKS: V
TRACTOR LICENSE # AP2832,OR TRACTOR #
TRAILER LICENSE # TRAILER #
TRAILER LICENSE # TRAILER #

[illegible] Company
[illegible] Waste Management
Material Recovery / Transfer Facility
PO Box 188
[illegible], WA 98632
(206) 578-4616

NAME OF WEIGHMASTER (print): Rachel Wallace
WEIGHMASTER SIGNATURE: Rachel Wallace

© CAT SCALE COMPANY • 12/ (WA)

94525900
TICKET NUMBER

CAT SCALE

CERTIFIED AUTOMATED TRUCK SCALE

CAT SCALE COMPANY
P.O. BOX 630
WALCOTT, IA 52773
(563) 284-6263
www.catscale.com

THE CAT SCALE GUARANTEE

The CAT Scale Company **GUARANTEES** that our scales will give an accurate weight. What makes us different from other scale companies is that we back up our guarantee with cash.©

IF YOU SHOULD GET AN OVERWEIGHT FINE, YOU SHOULD DO THE FOLLOWING TO GET THE PROBLEM RESOLVED:

1) Post bond and request a court date.
2) Call CAT Scale Company direct 24 hours a day at 1-877-CAT-SCALE (toll free).
3) IMMEDIATELY send a copy of the citation, CAT Scale ticket, your name, company, address, and phone number to CAT Scale Company Attn: Operations Manager.

THANK YOU FOR WEIGHING ON CAT SCALE

The four weights shown below are separate weights. The TOTAL WEIGHT was weighed on a full length platform scale. **AXLE WEIGHTS CAN NOT BE CERTIFIED** and are **NOT LEGAL FOR TRADE, however, CAT SCALE COMPANY GUARANTEES THESE WEIGHTS TO BE CORRECT.**

DATE: 8-13-2009

SCALE LOCATION: 278
GEE-CEE'S TRUCKSTOP
I-5 AND EXIT 57
TOLEDO WA

STEER AXLE	[illegible]
DRIVE AXLE	[illegible]
TRAILER AXLE	[illegible]
TOTAL WEIGHT	[illegible]

33.28 T

COMPANY CELURIE BROS TRACTOR # [illegible] TRAILER # [illegible]

WEIGHER'S SIGNATURE: Rachel Wallace RACHEL WALLACE FEE: 9.00 FULL WEIGH TICKET # _____ (IF REWEIGH)

ONLY CERTIFIED WEIGHTS APPEAR BELOW THIS LINE

CERTIFIED WEIGHTS (imprint seal)

GROSS
TARE
NET

WEIGH NUMBER 5900

WEIGHMASTER CERTIFICATE

This is to certify that the following described commodity was weighed, measured, or counted by a Weighmaster, whose signature is on this Certificate, who is a recognized authority of accuracy, as prescribed by State Law.

COMMODITY WEIGHED: FREIGHT ALL KINDS
REMARKS: _____
TRACTOR LICENSE # YAKIMA, OR TRACTOR # [illegible]
TRAILER LICENSE # [illegible] TRAILER # [illegible]
TRAILER LICENSE # [illegible] TRAILER # [illegible]
NAME OF WEIGHMASTER (print): Rachel Wallace
WEIGHMASTER SIGNATURE: Rachel Wallace

© CAT SCALE COMPANY® 12/ (WA)

94525901
TICKET NUMBER

CAT SCALE

CERTIFIED AUTOMATED TRUCK SCALE

CAT SCALE COMPANY
P.O. BOX 630
WALCOTT, IA 52773
(563) 284-6263
www.catscale.com

THE CAT SCALE GUARANTEE

The CAT Scale Company **GUARANTEES** that our scales will give an accurate weight. What makes us different from other scale companies is that we back up our guarantee with cash.©

IF YOU SHOULD GET AN OVERWEIGHT FINE, YOU SHOULD DO THE FOLLOWING TO GET THE PROBLEM RESOLVED:

1) Post bond and request a court date.
2) Call CAT Scale Company direct 24 hours a day at 1-877-CAT-SCALE (toll free).
3) IMMEDIATELY send a copy of the citation, CAT Scale ticket, your name, company, address, and phone number to CAT Scale Company Attn: Operations Manager.

THANK YOU FOR WEIGHING ON CAT SCALE

The four weights shown below are separate weights. The TOTAL WEIGHT was weighed on a full length platform scale. **AXLE WEIGHTS CAN NOT BE CERTIFIED** and are **NOT LEGAL FOR TRADE, however, CAT SCALE COMPANY GUARANTEES THESE WEIGHTS TO BE CORRECT.**

DATE: 8-13-2009

SCALE LOCATION: 278
GEE-CEE'S TRUCKSTOP
I-5 AND EXIT 57
TOLEDO WA

STEER AXLE	[illegible]
DRIVE AXLE	[illegible]
TRAILER AXLE	[illegible]
TOTAL WEIGHT	[illegible]

35297 T

COMPANY KISLER TRACTOR # [illegible] TRAILER # [illegible]

WEIGHER'S SIGNATURE: [signature] KAREN SUTHERLAND FEE: 9.00 FULL WEIGH TICKET # _____ (IF REWEIGH)

ONLY CERTIFIED WEIGHTS APPEAR BELOW THIS LINE

CERTIFIED WEIGHTS (imprint seal)

GROSS
TARE
NET

WEIGH NUMBER 5901

WEIGHMASTER CERTIFICATE

This is to certify that the following described commodity was weighed, measured, or counted by a Weighmaster, whose signature is on this Certificate, who is a recognized authority of accuracy, as prescribed by State Law.

COMMODITY WEIGHED: FREIGHT ALL KINDS
REMARKS: _____
TRACTOR LICENSE # [illegible] TRACTOR # [illegible]
TRAILER LICENSE # _____ TRAILER # [illegible]
TRAILER LICENSE # _____ TRAILER # [illegible]
NAME OF WEIGHMASTER (print): Karen Sutherland
WEIGHMASTER SIGNATURE: [signature]

© CAT SCALE COMPANY® 12/

94525910

TICKET NUMBER

CERTIFIED AUTOMATED TRUCK SCALE

CAT SCALE COMPANY
P.O. BOX 630
WALCOTT, IA 52773
(563) 284-6263
www.catscale.com

1144
94525910

THE CAT SCALE GUARANTEE

The CAT Scale Company **GUARANTEES** that our scales will give an accurate weight. What makes us different from other scale companies is that we back up our guarantee with cash.©

IF YOU SHOULD GET AN OVERWEIGHT FINE, YOU SHOULD DO THE FOLLOWING TO GET THE PROBLEM RESOLVED:

1) Post bond and request a court date.
2) Call CAT Scale Company direct 24 hours a day at 1-877-CAT-SCALE (toll free).
3) IMMEDIATELY send a copy of the citation, CAT Scale ticket, your name, company, address, and phone number to CAT Scale Company Attn: Operations Manager.

THANK YOU FOR WEIGHING ON CAT SCALE!

The four weights shown below are separate weights. The TOTAL WEIGHT was weighed on a full length platform scale. **AXLE WEIGHTS CAN NOT BE CERTIFIED** and are **NOT LEGAL FOR TRADE, however, CAT SCALE COMPANY GUARANTEES THESE WEIGHTS TO BE CORRECT.**

DATE: 8-13-2009

SCALE LOCATION: 278
GEE-CEE'S TRUCKSTOP
I-5 AND EXIT 57
TOLEDO WA

STEER AXLE	12920 lb
DRIVE AXLE	42680 lb
TRAILER AXLE	49680 lb
TOTAL WEIGHT	105280 lb

COMPANY KISSLER TRACTOR # 7 TRAILER # 7T

WEIGHER'S SIGNATURE: Rachel Wallace RACHEL WALLACE FEE: 1.00 FULL WEIGH TICKET # 9452599 (IF REWEIGH)

ONLY CERTIFIED WEIGHTS APPEAR BELOW THIS LINE

CERTIFIED WEIGHTS
(imprint seal)
Integrated Waste Management
Material Recovery / Transfer Facility
PO Box 188
Longview, WA 98632
(206) 578-4616

GROSS
TARE
NET

WEIGH NUMBER
5897

WEIGHMASTER CERTIFICATE

This is to certify that the following described commodity was weighed, measured, or counted by a Weighmaster, whose signature is on this Certificate, who is a recognized authority of accuracy, as prescribed by State Law.

COMMODITY WEIGHED: FREIGHT ALL KINDS

REMARKS:

TRACTOR LICENSE # 072418P, WA TRACTOR # 7

TRAILER LICENSE # G TRAILER # 8

TRAILER LICENSE # G TRAILER # 0

NAME OF WEIGHMASTER (print): Rachel Wallace

WEIGHMASTER SIGNATURE: Rachel Wallace

A CAT SCALE COMPANY (WA)

(WA)

94525911

TICKET NUMBER

CAT SCALE

CERTIFIED AUTOMATED TRUCK SCALE

CAT SCALE COMPANY
P.O. BOX 630
WALCOTT, IA 52773
(563) 284-6263
www.catscale.com

1157

94525911

THE CAT SCALE GUARANTEE

The CAT Scale Company **GUARANTEES** that our scales will give an accurate weight. What makes us different from other scale companies is that we back up our guarantee with cash.©

IF YOU SHOULD GET AN OVERWEIGHT FINE, YOU SHOULD DO THE FOLLOWING TO GET THE PROBLEM RESOLVED:

1) Post bond and request a court date.
2) Call CAT Scale Company direct 24 hours a day at 1-877-CAT-SCALE (toll free).
3) IMMEDIATELY send a copy of the citation, CAT Scale ticket, your name, company, address, and phone number to CAT Scale Company Attn: Operations Manager.

THANK YOU FOR WEIGHING ON CAT SCALE!

The four weights shown below are separate weights. The TOTAL WEIGHT was weighed on a full length platform scale. **AXLE WEIGHTS CAN NOT BE CERTIFIED** and are **NOT LEGAL FOR TRADE, however, CAT SCALE COMPANY GUARANTEES THESE WEIGHTS TO BE CORRECT.**

DATE: 8-13-2009

SCALE LOCATION: 278 GEE-CEE'S TRUCKSTOP I-5 AND EXIT 57 TOLEDO WA

STEER AXLE	13920 lb 31.92
DRIVE AXLE	40580 lb
TRAILER AXLE	49900 lb
TOTAL WEIGHT	104400 lb 40560

COMPANY KISSLER TRACTOR # 8 TRAILER # 2

WEIGHER'S SIGNATURE: Rachel Wallace RACHEL WALLACE FEE: 9.00 FULL WEIGH TICKET # _____ (IF REWEIGH)

ONLY CERTIFIED WEIGHTS APPEAR BELOW THIS LINE

CERTIFIED WEIGHTS (imprint seal)

GROSS

TARE

NET

WEIGH NUMBER 5911

WEIGHMASTER CERTIFICATE

This is to certify that the following described commodity was weighed, measured, or counted by a Weighmaster, whose signature is on this Certificate, who is a recognized authority of accuracy, as prescribed by State Law.

COMMODITY WEIGHED: FREIGHT ALL KINDS

REMARKS:

TRACTOR LICENSE # 08504RP,WA TRACTOR # 0

TRAILER LICENSE # 0 TRAILER # 0

TRAILER LICENSE # 0 TRAILER # 0

NAME OF WEIGHMASTER (print): Rachel Wallace

WEIGHMASTER SIGNATURE: Rachel Wallace

©CAT SCALE COMPANY 1-12 (WA)

94525912

TICKET NUMBER

CAT SCALE

CERTIFIED AUTOMATED TRUCK SCALE

CAT SCALE COMPANY
P.O. BOX 630
WALCOTT, IA 52773
(563) 284-6263
www.catscale.com

1202

94525912

THE CAT SCALE GUARANTEE

The CAT Scale Company **GUARANTEES** that our scales will give an accurate weight. What makes us different from other scale companies is that we back up our guarantee with cash.©

IF YOU SHOULD GET AN OVERWEIGHT FINE, YOU SHOULD DO THE FOLLOWING TO GET THE PROBLEM RESOLVED:

1) Post bond and request a court date.
2) Call CAT Scale Company direct 24 hours a day at 1-877-CAT-SCALE (toll free).
3) IMMEDIATELY send a copy of the citation, CAT Scale ticket, your name, company, address, and phone number to CAT Scale Company Attn: Operations Manager.

THANK YOU FOR WEIGHING ON CAT SCALE

The four weights shown below are separate weights. The TOTAL WEIGHT was weighed on a full length platform scale. **AXLE WEIGHTS CAN NOT BE CERTIFIED** and are **NOT LEGAL FOR TRADE, however, CAT SCALE COMPANY GUARANTEES THESE WEIGHTS TO BE CORRECT.**

DATE: 8-13-2009

SCALE LOCATION: 278 GEE-CEE'S TRUCKSTOP I-5 AND EXIT 57 TOLEDO WA

STEER AXLE	22840 lb
DRIVE AXLE	33500 lb
TRAILER AXLE	50280 lb
TOTAL WEIGHT	106620 lb

33.40 T

COMPANY CELORIE TRACTOR # 22 TRAILER # 22T

WEIGHER'S SIGNATURE: Tia Ward TIA WARD FEE: 9.00 FULL WEIGH TICKET # _____ (IF REWEIGH)

ONLY CERTIFIED WEIGHTS APPEAR BELOW THIS LINE

CERTIFIED WEIGHTS (imprint seal)

GROSS

TARE

NET

WEIGH NUMBER 5912

WEIGHMASTER CERTIFICATE

This is to certify that the following described commodity was weighed, measured, or counted by a Weighmaster, whose signature is on this Certificate, who is a recognized authority of accuracy, as prescribed by State Law.

COMMODITY WEIGHED: FREIGHT ALL KINDS

REMARKS:

TRACTOR LICENSE # YAP7832 TRACTOR # _____

TRAILER LICENSE # _____ TRAILER # _____

TRAILER LICENSE # _____ TRAILER # _____

NAME OF WEIGHMASTER (print): Tia Ward

WEIGHMASTER SIGNATURE: Tia Ward

©CAT SCALE COMPANY 1-12

94525913

TICKET NUMBER

CAT SCALE®

CERTIFIED AUTOMATED TRUCK SCALE

CAT SCALE COMPANY
P.O. BOX 630
WALCOTT, IA 52773
(563) 284-6263
www.catscale.com

THE CAT SCALE GUARANTEE

The CAT Scale Company **GUARANTEES** that our scales will give an accurate weight. What makes us different from other scale companies is that we back up our guarantee with cash.©

IF YOU SHOULD GET AN OVERWEIGHT FINE, YOU SHOULD DO THE FOLLOWING TO GET THE PROBLEM RESOLVED:

1) Post bond and request a court date.
2) Call CAT Scale Company direct 24 hours a day at 1-877-CAT-SCALE (toll free).
3) IMMEDIATELY send a copy of the citation, CAT Scale ticket, your name, company, address, and phone number to CAT Scale Company Attn: Operations Manager.

THANK YOU FOR WEIGHING ON CAT SCALE

The four weights shown below are separate weights. The TOTAL WEIGHT was weighed on a full length platform scale. **AXLE WEIGHTS CAN NOT BE CERTIFIED** and are **NOT LEGAL FOR TRADE, however, CAT SCALE COMPANY GUARANTEES THESE WEIGHTS TO BE CORRECT.**

DATE: 8-13-2009

SCALE LOCATION: 278 GEE-CEE'S TRUCKSTOP I-5 AND EXIT 57 TOLEDO WA

STEER AXLE

DRIVE AXLE

TRAILER AXLE

TOTAL WEIGHT

32.5 T

COMPANY CELORIE BROS TRACTOR # TRAILER #

WEIGHER'S SIGNATURE: RACHEL WALLACE FEE: 9.00 FULL WEIGH TICKET # (IF REWEIGH)

ONLY CERTIFIED WEIGHTS APPEAR BELOW THIS LINE

CERTIFIED WEIGHTS (imprint seal) •

GROSS

TARE

NET

WEIGH NUMBER 5913

WEIGHMASTER CERTIFICATE

This is to certify that the following described commodity was weighed, measured, or counted by a Weighmaster, whose signature is on this Certificate, who is a recognized authority of accuracy, as prescribed by State Law.

COMMODITY WEIGHED:

REMARKS:

TRACTOR LICENSE # TRACTOR #

TRAILER LICENSE # TRAILER #

TRAILER LICENSE # TRAILER #

NAME OF WEIGHMASTER (print):

WEIGHMASTER SIGNATURE:

© CAT SCALE COMPANY 12/ (WA)

TRUCK LOG SHEET

Ctrl #	DATE	TIME	CUSTOMER	HAULER, DRIVER & TRUCK#	GROSS/TARE WGT (LBS)	TICKET #	SYSTEM ID# (OFFICE USE ONLY)
2077	8-13-09	1251	Port of Olympia	Kissler Ed 8	104 400 40560	5911	
2078	8-13-09	100	"	Celorie Mark 22	120620 39820	5912	
2079	8-13-09	100	"	" Biggie #21	105500 40500	5913	
2080	8-13-09	100	Schnitzer	Wilkins L-17	96,800 46,000		
2081	8-13-09	1:30	SCHNITZER	WILKINS 08-100	96060 40380		
2082	8-13-09	205	Glacier	Stn 201	93200 [illegible]		
2083	8-14-09	6:00	Olympia	Celorie 23	105840 39460	5932	
2084	8-14-09	600	"	" Mark 22	106220 39820	5933	
2085	8/14/09	600	"	" Biggie #21	105480 40500	5931	
2086	8-14-09	6:00	River gate	CRT - Scott - 41	88360 - 41200	2874	
2087	8-14-09	6:20	Port of Olympia	Kissler Ed 8	106060 40560	5920	
2088	"	6:20	Schnitzer	Wilkins 08-101	100720 40520		
2089	8/14/09	6:25	Port of Olympia	Kissler Port 8	101560 40320	5919	
2090	8-14-09	6:25	RIVER GATE	CRT 44 CRAIG	83300 41440	2872	
2091	8/14/09	7	RG	CRT Scott 1	79640 39980	2875	
2092	8/14/09	7:00	GLACIER RDC	Patrick 203	92460 50160		
2093	8-14-09	7:05	SCHNITZER	WILKINS 08-100	97340 40180		
2094	8-14-09	9:06	Olympia	Celorie 23	106600 39460	5937	
2095	8-14-09	9:06	Olympia	Watson 26	103560 39820	5936	
2096	8-14-09	910	"	Celorie Mark 22	104640 39820	5938	
2097	8/14/09	9:15	[illegible] Schnitzer	Wilkins L-17	96,120 46,300		
2098	8/14/09	915	Olympia	Celorie Biggie #21	106540 40500	5939	
2099	8-14-09	9:30	River Gate	CRT Joff - 41	88540 41420	2881	
2100	8-14-09	9:41	Port of Olympia	Kissler Ed 8	108540 40560	5941	

*** REMEMBER 25 MPH MAX SPEED THRU RESIDENTIAL AREAS ***

TRUCK LOG SHEET

Ctrl #	DATE	TIME	CUSTOMER	HAULER, DRIVER & TRUCK#	GROSS/TARE WGT (LBS)	TICKET #	SYSTEM ID# (OFFICE USE ONLY)
2101	8/14/09	9:45	Port of Olympia	Kissler Pat 7	104700 40320	5942	
2102	"	9:50	Schnitzer	Wilkins 08/01	99280 40760		
2103	8-14-09	1015	RIVERGATE	CRT CRAIG 44	87400 41740	2883	
2104	8/14/09	"	RG	CRT Scott 1	85580 39760	2884	
2105	8-14-09	11:25	SCHNITZER	WILKINS 08-100	97700 40400		
2106	8.14.09	12:05	GLACIER REC	Patrick 203	96120 50160	609640	
2107	8-14-09	1231	Olympia	Celoria 23	108180 39460	5951	
2108	8-14-09	12:31	"	Watson 26	107140 39820	5952	
2109	8-14-09	1232	"	Celoria Mark 22	105200 39820	5954	
2110	8/14/09	1245	"	" Biggie 21	111600 40500	5957	
2111	8/14/09	1:15	Schnitzer	Wilkins L-17	95,460 46,120		
2112	8/14/09	1:30	Port of Olympia	Kissler #7 Pat	105,740 40320	5963	
2113	8-14-09	136	"	" Ed 8	104900 40560	5964	
2114	8/17/09	6:25	Schnitzer	Wilkins 08/01	95180 40520		
2115	8/17	6:10	Rivergate	CRT Roger 43	86260 41060	2907	
2116	8-17	6-30	Rivergate	WWM Craig 2	82140 40100	2908	
2117	8/17/09	635	Schnitzer	Wilkins 0849	94420 40800		
2118	8-17-09	6:40	Rivergate	CRT Russ 3#	86120 46.200	2909	
2119	8-17-09	6:45	GLACIER	Patrick 203	94660 50160		
2120	8-17-09	7:00	SCHNITZER	WILKINS 08-100	97400 40120		
2121	8/17	7:15	RG	CRT Scott 1	86680 39720	2910	
2122	8-17-09	725	Glacier	Stu 201	92100 50580		
2123							
2124							

* * * REMEMBER 25 MPH MAX SPEED THRU RESIDENTIAL AREAS * * *

94525932

TICKET NUMBER

CAT SCALE

CERTIFIED AUTOMATED TRUCK SCALE

CAT SCALE COMPANY
P.O. BOX 630
WALCOTT, IA 52773
(563) 284-6263
www.catscale.com

THE CAT SCALE GUARANTEE

The CAT Scale Company **GUARANTEES** that our scales will give an accurate weight. What makes us different from other scale companies is that we back up our guarantee with cash.©

IF YOU SHOULD GET AN OVERWEIGHT FINE, YOU SHOULD DO THE FOLLOWING TO GET THE PROBLEM RESOLVED:

1) Post bond and request a court date.
2) Call CAT Scale Company direct 24 hours a day at 1-877-CAT-SCALE (toll free).
3) IMMEDIATELY send a copy of the citation, CAT Scale ticket, your name, company, address, and phone number to CAT Scale Company Attn: Operations Manager.

THANK YOU FOR WEIGHING ON CAT SCALE!

The four weights shown below are separate weights. The TOTAL WEIGHT was weighed on a full length platform scale. **AXLE WEIGHTS CAN NOT BE CERTIFIED** and are **NOT LEGAL FOR TRADE, however, CAT SCALE COMPANY GUARANTEES THESE WEIGHTS TO BE CORRECT.**

DATE: 8-14-2009

SCALE LOCATION: 278 GEE-CEE'S TRUCKSTOP I-5 AND EXIT 97 TOLEDO WA

STEER AXLE

DRIVE AXLE

TRAILER AXLE

TOTAL WEIGHT

COMPANY GELORIE BROS TRACTOR # 2 TRAILER # 2

WEIGHER'S SIGNATURE: RACHEL WALLACE FEE:

FULL WEIGH TICKET # (IF REWEIGH)

ONLY CERTIFIED WEIGHTS APPEAR BELOW THIS LINE

CERTIFIED WEIGHTS (imprint seal)

GROSS

TARE

NET

WEIGH NUMBER 5932

WEIGHMASTER CERTIFICATE

This is to certify that the following described commodity was weighed, measured, or counted by a Weighmaster, whose signature is on this Certificate, who is a recognized authority of accuracy, as prescribed by State Law.

COMMODITY WEIGHED: FREIGHT ALL KINDS

REMARKS:

TRACTOR LICENSE # YA82447 TRACTOR #

TRAILER LICENSE # TRAILER #

TRAILER LICENSE # TRAILER #

NAME OF WEIGHMASTER (print):

WEIGHMASTER SIGNATURE:

©CAT SCALE COMPANY 12/ (WA)

94525933

TICKET NUMBER

CAT SCALE

CERTIFIED AUTOMATED TRUCK SCALE

CAT SCALE COMPANY
P.O. BOX 630
WALCOTT, IA 52773
(563) 284-6263
www.catscale.com

THE CAT SCALE GUARANTEE

The CAT Scale Company **GUARANTEES** that our scales will give an accurate weight. What makes us different from other scale companies is that we back up our guarantee with cash.©

IF YOU SHOULD GET AN OVERWEIGHT FINE, YOU SHOULD DO THE FOLLOWING TO GET THE PROBLEM RESOLVED:

1) Post bond and request a court date.
2) Call CAT Scale Company direct 24 hours a day at 1-877-CAT-SCALE (toll free).
3) IMMEDIATELY send a copy of the citation, CAT Scale ticket, your name, company, address, and phone number to CAT Scale Company Attn: Operations Manager.

THANK YOU FOR WEIGHING ON CAT SCALE!

The four weights shown below are separate weights. The TOTAL WEIGHT was weighed on a full length platform scale. **AXLE WEIGHTS CAN NOT BE CERTIFIED** and are **NOT LEGAL FOR TRADE, however, CAT SCALE COMPANY GUARANTEES THESE WEIGHTS TO BE CORRECT.**

DATE: 8-14-2009

SCALE LOCATION: 278 GEE-CEE'S TRUCKSTOP I-5 AND EXIT 97 TOLEDO WA

STEER AXLE

DRIVE AXLE

TRAILER AXLE

TOTAL WEIGHT

33 X 20

COMPANY GELORIE BROS TRACTOR # TRAILER #

WEIGHER'S SIGNATURE: RACHEL WALLACE FEE:

FULL WEIGH TICKET # (IF REWEIGH)

ONLY CERTIFIED WEIGHTS APPEAR BELOW THIS LINE

CERTIFIED WEIGHTS (imprint seal)

GROSS

TARE

NET

WEIGH NUMBER 5933

WEIGHMASTER CERTIFICATE

This is to certify that the following described commodity was weighed, measured, or counted by a Weighmaster, whose signature is on this Certificate, who is a recognized authority of accuracy, as prescribed by State Law.

COMMODITY WEIGHED: FREIGHT ALL KINDS

REMARKS: YA82827,08

TRACTOR LICENSE # TRACTOR #

TRAILER LICENSE # TRAILER #

TRAILER LICENSE # TRAILER #

NAME OF WEIGHMASTER (print): Rachel Wallace

WEIGHMASTER SIGNATURE:

©CAT SCALE COMPANY 12/

94525931
TICKET NUMBER

CERTIFIED AUTOMATED TRUCK SCALE

CAT SCALE COMPANY
P.O. BOX 630
WALCOTT, IA 52773
(563) 284-6263
www.catscale.com

THE CAT SCALE GUARANTEE

The CAT Scale Company **GUARANTEES** that our scales will give an accurate weight. What makes us different from other scale companies is that we back up our guarantee with cash.©

IF YOU SHOULD GET AN OVERWEIGHT FINE, YOU SHOULD DO THE FOLLOWING TO GET THE PROBLEM RESOLVED:

1) Post bond and request a court date.
2) Call CAT Scale Company direct 24 hours a day at 1-877-CAT-SCALE (toll free).
3) IMMEDIATELY send a copy of the citation, CAT Scale ticket, your name, company, address, and phone number to CAT Scale Company Attn: Operations Manager.

THANK YOU FOR WEIGHING ON CAT SCALE!

The four weights shown below are separate weights. The TOTAL WEIGHT was weighed on a full length platform scale. **AXLE WEIGHTS CAN NOT BE CERTIFIED** and are **NOT LEGAL FOR TRADE, however, CAT SCALE COMPANY GUARANTEES THESE WEIGHTS TO BE CORRECT.**

DATE: 5-14-2007

SCALE LOCATION: 278 GEE-CEE'S TRUCKSTOP I-5 AND EXIT 57 TOLEDO WA

STEER AXLE
DRIVE AXLE
TRAILER AXLE
TOTAL WEIGHT 32.40 T

COMPANY ELLORIE TRACTOR # TRAILER #

WEIGHER'S SIGNATURE: RACHEL WALLACE FEE: FULL WEIGH TICKET # (IF REWEIGH)

ONLY CERTIFIED WEIGHTS APPEAR BELOW THIS LINE

CERTIFIED WEIGHTS (imprint seal)

GROSS
TARE
NET

WEIGH NUMBER 59331

WEIGHTMASTER CERTIFICATE

This is to certify that the following described commodity was weighed, measured, or counted by a Weighmaster, whose signature is on this Certificate, who is a recognized authority of accuracy, as prescribed by State Law.

COMMODITY WEIGHED: FREIGHT ALL KINDS
REMARKS:
TRACTOR LICENSE # TRACTOR #
TRAILER LICENSE # TRAILER #
TRAILER LICENSE # TRAILER #

NAME OF WEIGHMASTER (print):
WEIGHMASTER SIGNATURE:

© CAT SCALE COMPANY® 12/ (WA)

94525920
TICKET NUMBER

CERTIFIED AUTOMATED TRUCK SCALE

CAT SCALE COMPANY
P.O. BOX 630
WALCOTT, IA 52773
(563) 284-6263
www.catscale.com

THE CAT SCALE GUARANTEE

The CAT Scale Company **GUARANTEES** that our scales will give an accurate weight. What makes us different from other scale companies is that we back up our guarantee with cash.©

IF YOU SHOULD GET AN OVERWEIGHT FINE, YOU SHOULD DO THE FOLLOWING TO GET THE PROBLEM RESOLVED:

1) Post bond and request a court date.
2) Call CAT Scale Company direct 24 hours a day at 1-877-CAT-SCALE (toll free).
3) IMMEDIATELY send a copy of the citation, CAT Scale ticket, your name, company, address, and phone number to CAT Scale Company Attn: Operations Manager.

THANK YOU FOR WEIGHING ON CAT SCALE!

The four weights shown below are separate weights. The TOTAL WEIGHT was weighed on a full length platform scale. **AXLE WEIGHTS CAN NOT BE CERTIFIED** and are **NOT LEGAL FOR TRADE, however, CAT SCALE COMPANY GUARANTEES THESE WEIGHTS TO BE CORRECT.**

DATE: 5-13-2007

SCALE LOCATION: 278 GEE-CEE'S TRUCKSTOP I-5 AND EXIT 57 TOLEDO WA

STEER AXLE 33.7[illegible]
DRIVE AXLE
TRAILER AXLE
TOTAL WEIGHT 4.760

COMPANY KISSLER TRACTOR # TRAILER #

WEIGHER'S SIGNATURE: MARCIA FRIEND FEE: FULL WEIGH TICKET # (IF REWEIGH)

ONLY CERTIFIED WEIGHTS APPEAR BELOW THIS LINE

Integrated Waste Management
CERTIFIED WEIGHTS Transfer Facility
PO (imprint seal)
Longview, WA 98632
(206) 578-4616

GROSS
TARE
NET

WEIGH NUMBER 5920

WEIGHTMASTER CERTIFICATE

This is to certify that the following described commodity was weighed, measured, or counted by a Weighmaster, whose signature is on this Certificate, who is a recognized authority of accuracy, as prescribed by State Law.

COMMODITY WEIGHED: FREIGHT ALL KINDS
REMARKS:
TRACTOR LICENSE # 18994 PR TRACTOR #
TRAILER LICENSE # TRAILER #
TRAILER LICENSE # TRAILER #

NAME OF WEIGHMASTER (print): Marcia Friend
WEIGHMASTER SIGNATURE:

© CAT SCALE COMPANY® 12/ (WA)

94525919
TICKET NUMBER

CAT SCALE

CERTIFIED AUTOMATED TRUCK SCALE

CAT SCALE COMPANY
P.O. BOX 630
WALCOTT, IA 52773
(563) 284-6263
www.catscale.com

1520
94525919

THE CAT SCALE GUARANTEE

The CAT Scale Company **GUARANTEES** that our scales will give an accurate weight. What makes us different from other scale companies is that we back up our guarantee with cash.©

IF YOU SHOULD GET AN OVERWEIGHT FINE, YOU SHOULD DO THE FOLLOWING TO GET THE PROBLEM RESOLVED:

1) Post bond and request a court date.
2) Call CAT Scale Company direct 24 hours a day at 1-877-CAT-SCALE (toll free).
3) IMMEDIATELY send a copy of the citation, CAT Scale ticket, your name, company, address, and phone number to CAT Scale Company Attn: Operations Manager.

THANK YOU FOR WEIGHING ON CAT SCALE!

The four weights shown below are separate weights. The TOTAL WEIGHT was weighed on a full length platform scale. **AXLE WEIGHTS CAN NOT BE CERTIFIED** and are **NOT LEGAL FOR TRADE, however, CAT SCALE COMPANY GUARANTEES THESE WEIGHTS TO BE CORRECT.**

DATE: 8-13-2009
278
SCALE LOCATION: GEE-CEE'S TRUCKSTOP
I-5 AND EXIT 57
TOLEDO WA

STEER AXLE	12540 lb
DRIVE AXLE	42600 lb
TRAILER AXLE	46420 lb
TOTAL WEIGHT	101560 lb

COMPANY KISSLER TRACTOR # 7 TRAILER # 7

WEIGHER'S SIGNATURE: Marcia Friend MARCIA FRIEND FEE: 9.00 FULL WEIGH TICKET # (IF REWEIGH)

ONLY CERTIFIED WEIGHTS APPEAR BELOW THIS LINE

CERTIFIED WEIGHTS
(imprint seal)
Weighmaster Company
Integrated Waste Management
Material Recovery / Transfer Facility
PO Box 188
Longview WA 98632
(206) 578-4616

GROSS
TARE
NET

WEIGH NUMBER
5919

WEIGHMASTER CERTIFICATE

This is to certify that the following described commodity was weighed, measured, or counted by a Weighmaster, whose signature is on this Certificate, who is a recognized authority of accuracy, as prescribed by State Law.

COMMODITY WEIGHED: FREIGHT ALL KINDS
REMARKS:
TRACTOR LICENSE # 07241 RP/WA TRACTOR # Ø
TRAILER LICENSE # Ø TRAILER # Ø
TRAILER LICENSE # Ø TRAILER # Ø
NAME OF WEIGHMASTER (print): Marcia Friend
WEIGHMASTER SIGNATURE: Marcia

© CAT SCALE COMPANY® 12/0 (WA)

94525937
TICKET NUMBER

CAT SCALE

CERTIFIED AUTOMATED TRUCK SCALE

CAT SCALE COMPANY
P.O. BOX 630
WALCOTT, IA 52773
(563) 284-6263
www.catscale.com

809
94525937

THE CAT SCALE GUARANTEE

The CAT Scale Company **GUARANTEES** that our scales will give an accurate weight. What makes us different from other scale companies is that we back up our guarantee with cash.©

IF YOU SHOULD GET AN OVERWEIGHT FINE, YOU SHOULD DO THE FOLLOWING TO GET THE PROBLEM RESOLVED:

1) Post bond and request a court date.
2) Call CAT Scale Company direct 24 hours a day at 1-877-CAT-SCALE (toll free).
3) IMMEDIATELY send a copy of the citation, CAT Scale ticket, your name, company, address, and phone number to CAT Scale Company Attn: Operations Manager.

THANK YOU FOR WEIGHING ON CAT SCALE!

The four weights shown below are separate weights. The TOTAL WEIGHT was weighed on a full length platform scale. **AXLE WEIGHTS CAN NOT BE CERTIFIED** and are **NOT LEGAL FOR TRADE, however, CAT SCALE COMPANY GUARANTEES THESE WEIGHTS TO BE CORRECT.**

DATE: 8-14-2009
278
SCALE LOCATION: GEE-CEE'S TRUCKSTOP
I-5 AND EXIT 57
TOLEDO WA

STEER AXLE	25040 lb
DRIVE AXLE	32840 lb
TRAILER AXLE	48720 lb
TOTAL WEIGHT	106600 lb

39460
67140

COMPANY CELORIE TRACTOR # 23 TRAILER # 231

WEIGHER'S SIGNATURE: Rachel Wallace RACHEL WALLACE FEE: 9.00 FULL WEIGH TICKET # (IF REWEIGH)

ONLY CERTIFIED WEIGHTS APPEAR BELOW THIS LINE

CERTIFIED WEIGHTS
(imprint seal)

GROSS
TARE
NET

WEIGH NUMBER
5937

WEIGHMASTER CERTIFICATE

This is to certify that the following described commodity was weighed, measured, or counted by a Weighmaster, whose signature is on this Certificate, who is a recognized authority of accuracy, as prescribed by State Law.

COMMODITY WEIGHED: FREIGHT ALL KINDS
REMARKS:
TRACTOR LICENSE # ARB660,OR TRACTOR # Ø
TRAILER LICENSE # Ø TRAILER # Ø
TRAILER LICENSE # Ø TRAILER # Ø
NAME OF WEIGHMASTER (print): Rachel Wallace
WEIGHMASTER SIGNATURE: Rachel Wallace

Weighmaster Company
Integrated Waste Management
Material Recovery / Transfer Facility
PO Box 188
Longview WA 98632
(206) 578-4616

© CAT SCALE COMPANY® 12/0 (WA)

S4525936

TICKET NUMBER

CAT SCALE

CERTIFIED AUTOMATED TRUCK SCALE

CAT SCALE COMPANY
P.O. BOX 630
WALCOTT, IA 52773
(563) 284-6263
www.catscale.com

THE CAT SCALE GUARANTEE

The CAT Scale Company **GUARANTEES** that our scales will give an accurate weight. What makes us different from other scale companies is that we back up our guarantee with cash.©

IF YOU SHOULD GET AN OVERWEIGHT FINE, YOU SHOULD DO THE FOLLOWING TO GET THE PROBLEM RESOLVED:

1) Post bond and request a court date.
2) Call CAT Scale Company direct 24 hours a day at 1-877-CAT-SCALE (toll free).
3) IMMEDIATELY send a copy of the citation, CAT Scale ticket, your name, company, address, and phone number to CAT Scale Company Attn: Operations Manager.

THANK YOU FOR WEIGHING ON CAT SCALE!

The four weights shown below are separate weights. The TOTAL WEIGHT was weighed on a full length platform scale. **AXLE WEIGHTS CAN NOT BE CERTIFIED** and are **NOT LEGAL FOR TRADE, however, CAT SCALE COMPANY GUARANTEES THESE WEIGHTS TO BE CORRECT.**

DATE: 8-14-2009

SCALE LOCATION: 278
GEE-CEE'S TRUCKSTOP
I-5 AND EXIT 57
TOLEDO WA

STEER AXLE

DRIVE AXLE

TRAILER AXLE

TOTAL WEIGHT

TARE 37330/63740/

COMPANY CELORIE TRACTOR # TRAILER #

WEIGHER'S SIGNATURE Rachel Wallace RACHEL WALLACE FEE:

FULL WEIGH TICKET # (IF REWEIGH)

ONLY CERTIFIED WEIGHTS APPEAR BELOW THIS LINE

CERTIFIED WEIGHTS (imprint seal)

GROSS

TARE

NET

WEIGH NUMBER 5936

WEIGHMASTER CERTIFICATE

This is to certify that the following described commodity was weighed, measured, or counted by a Weighmaster, whose signature is on this Certificate, who is a recognized authority of accuracy, as prescribed by State Law.

Integrated Waste Management
Material Recovery / Transfer
PO Box 188
Longview, WA 98632
(360) 578-4446

COMMODITY WEIGHED: FREIGHT ALL KINDS

REMARKS:

TRACTOR LICENSE # TRACTOR #

TRAILER LICENSE # TRAILER #

TRAILER LICENSE # TRAILER #

NAME OF WEIGHMASTER (print):

WEIGHMASTER SIGNATURE:

© CAT SCALE COMPANY* 12/ (WA)

S4525938

TICKET NUMBER

CAT SCALE

CERTIFIED AUTOMATED TRUCK SCALE

CAT SCALE COMPANY
P.O. BOX 630
WALCOTT, IA 52773
(563) 284-6263
www.catscale.com

THE CAT SCALE GUARANTEE

The CAT Scale Company **GUARANTEES** that our scales will give an accurate weight. What makes us different from other scale companies is that we back up our guarantee with cash.©

IF YOU SHOULD GET AN OVERWEIGHT FINE, YOU SHOULD DO THE FOLLOWING TO GET THE PROBLEM RESOLVED:

1) Post bond and request a court date.
2) Call CAT Scale Company direct 24 hours a day at 1-877-CAT-SCALE (toll free).
3) IMMEDIATELY send a copy of the citation, CAT Scale ticket, your name, company, address, and phone number to CAT Scale Company Attn: Operations Manager.

THANK YOU FOR WEIGHING ON CAT SCALE

The four weights shown below are separate weights. The TOTAL WEIGHT was weighed on a full length platform scale. **AXLE WEIGHTS CAN NOT BE CERTIFIED** and are **NOT LEGAL FOR TRADE, however, CAT SCALE COMPANY GUARANTEES THESE WEIGHTS TO BE CORRECT.**

DATE: 8-14-2009

SCALE LOCATION: 278
GEE-CEE'S TRUCKSTOP
I-5 AND EXIT 57
TOLEDO WA

STEER AXLE

DRIVE AXLE

TRAILER AXLE

TOTAL WEIGHT

32.4

COMPANY CELORIE TRACTOR # TRAILER #

WEIGHER'S SIGNATURE Rachel Wallace RACHEL WALLACE FEE: 9.00

FULL WEIGH TICKET # (IF REWEIGH)

ONLY CERTIFIED WEIGHTS APPEAR BELOW THIS LINE

CERTIFIED WEIGHTS (imprint seal)

GROSS

TARE

NET

WEIGH NUMBER 5938

WEIGHMASTER CERTIFICATE

This is to certify that the following described commodity was weighed, measured, or counted by a Weighmaster, whose signature is on this Certificate, who is a recognized authority of accuracy, as prescribed by State Law.

COMMODITY WEIGHED: FREIGHT ALL KINDS

REMARKS:

TRACTOR LICENSE # TRACTOR #

TRAILER LICENSE # TRAILER #

TRAILER LICENSE # TRAILER #

NAME OF WEIGHMASTER (print): Rachel Wallace

94525939
TICKET NUMBER

CERTIFIED AUTOMATED TRUCK SCALE

CAT SCALE COMPANY
P.O. BOX 630
WALCOTT, IA 52773
(563) 284-6263
www.catscale.com

THE CAT SCALE GUARANTEE

The CAT Scale Company **GUARANTEES** that our scales will give an accurate weight. What makes us different from other scale companies is that we back up our guarantee with cash.©

IF YOU SHOULD GET AN OVERWEIGHT FINE, YOU SHOULD DO THE FOLLOWING TO GET THE PROBLEM RESOLVED:

1) Post bond and request a court date.
2) Call CAT Scale Company direct 24 hours a day at 1-877-CAT-SCALE (toll free).
3) IMMEDIATELY send a copy of the citation, CAT Scale ticket, your name, company, address, and phone number to CAT Scale Company Attn: Operations Manager.

THANK YOU FOR WEIGHING ON CAT SCALE!

The four weights shown below are separate weights. The TOTAL WEIGHT was weighed on a full length platform scale. **AXLE WEIGHTS CAN NOT BE CERTIFIED** and are **NOT LEGAL FOR TRADE, however, CAT SCALE COMPANY GUARANTEES THESE WEIGHTS TO BE CORRECT.**

DATE: 2-14-2009

SCALE LOCATION: 278
GEE-CEE'S TRUCKSTOP
I-5 AND EXIT 57
TOLEDO WA

STEER AXLE
DRIVE AXLE
TRAILER AXLE
TOTAL WEIGHT 33.02 T

COMPANY CELORIE BROS TRACTOR # TRAILER #

WEIGHER'S SIGNATURE: RACHEL WALLACE FEE: 9.00 FULL WEIGH TICKET # (IF REWEIGH)

ONLY CERTIFIED WEIGHTS APPEAR BELOW THIS LINE

CERTIFIED WEIGHTS
(imprint seal)

GROSS

TARE

NET

WEIGH NUMBER
59[illegible]

WEIGHMASTER CERTIFICATE

This is to certify that the following described commodity was weighed, measured, or counted by a Weighmaster, whose signature is on this Certificate, who is a recognized authority of accuracy, as prescribed by State Law.

COMMODITY WEIGHED: FREIGHT ALL KINDS
REMARKS:
TRACTOR LICENSE # [illegible] TRACTOR #
TRAILER LICENSE # TRAILER #
TRAILER LICENSE # TRAILER #
NAME OF WEIGHMASTER (print):
WEIGHMASTER SIGNATURE:

© CAT SCALE COMPANY? 12 (WA)

94525941
TICKET NUMBER

CERTIFIED AUTOMATED TRUCK SCALE

CAT SCALE COMPANY
P.O. BOX 630
WALCOTT, IA 52773
(563) 284-6263
www.catscale.com
842
94525941

THE CAT SCALE GUARANTEE

The CAT Scale Company **GUARANTEES** that our scales will give an accurate weight. What makes us different from other scale companies is that we back up our guarantee with cash.©

IF YOU SHOULD GET AN OVERWEIGHT FINE, YOU SHOULD DO THE FOLLOWING TO GET THE PROBLEM RESOLVED:

1) Post bond and request a court date.
2) Call CAT Scale Company direct 24 hours a day at 1-877-CAT-SCALE (toll free).
3) IMMEDIATELY send a copy of the citation, CAT Scale ticket, your name, company, address, and phone number to CAT Scale Company Attn: Operations Manager.

THANK YOU FOR WEIGHING ON CAT SCALE!

The four weights shown below are separate weights. The TOTAL WEIGHT was weighed on a full length platform scale. **AXLE WEIGHTS CAN NOT BE CERTIFIED** and are **NOT LEGAL FOR TRADE, however, CAT SCALE COMPANY GUARANTEES THESE WEIGHTS TO BE CORRECT.**

DATE: 8-14-2009

SCALE LOCATION: 278
GEE-CEE'S TRUCKSTOP
I-5 AND EXIT 57
TOLEDO WA

STEER AXLE 14340 lb
DRIVE AXLE 43200 lb
TRAILER AXLE 51000 lb
TOTAL WEIGHT 108540 lb 33.99
40 560

COMPANY KISSLER TRACTOR # 8 TRAILER # 8T

WEIGHER'S SIGNATURE: KAREN SUTHERLAND FEE: 9.00 FULL WEIGH TICKET # (IF REWEIGH)

ONLY CERTIFIED WEIGHTS APPEAR BELOW THIS LINE

Weyerhaeuser Company
Integrated Solid Waste Management
Material Receipt seal
PO Box 188
Longview, WA 98632
(206) 578-4616

CERTIFIED WEIGHTS
Recovery / Transfer Facility

GROSS

TARE

NET

WEIGH NUMBER
5941

WEIGHMASTER CERTIFICATE

This is to certify that the following described commodity was weighed, measured, or counted by a Weighmaster, whose signature is on this Certificate, who is a recognized authority of accuracy, as prescribed by State Law.

COMMODITY WEIGHED: FREIGHT ALL KINDS
REMARKS:
TRACTOR LICENSE # 08504RF WA TRACTOR # 8
TRAILER LICENSE # TRAILER # 8T
TRAILER LICENSE # TRAILER #
NAME OF WEIGHMASTER (print): Karen Sutherland
WEIGHMASTER SIGNATURE:

© CAT SCALE COMPANY? 12

94525942

TICKET NUMBER

CAT SCALE

CERTIFIED AUTOMATED TRUCK SCALE

CAT SCALE COMPANY
P.O. BOX 630
WALCOTT, IA 52773
(563) 284-6263
www.catscale.com

THE CAT SCALE GUARANTEE

The CAT Scale Company **GUARANTEES** that our scales will give an accurate weight. What makes us different from other scale companies is that we back up our guarantee with cash.©

IF YOU SHOULD GET AN OVERWEIGHT FINE, YOU SHOULD DO THE FOLLOWING TO GET THE PROBLEM RESOLVED:

1) Post bond and request a court date.
2) Call CAT Scale Company direct 24 hours a day at 1-877-CAT-SCALE (toll free).
3) IMMEDIATELY send a copy of the citation, CAT Scale ticket, your name, company, address, and phone number to CAT Scale Company Attn: Operations Manager.

THANK YOU FOR WEIGHING ON CAT SCALE!

The four weights shown below are separate weights. The TOTAL WEIGHT was weighed on a full length platform scale. **AXLE WEIGHTS CAN NOT BE CERTIFIED** and are **NOT LEGAL FOR TRADE, however, CAT SCALE COMPANY GUARANTEES THESE WEIGHTS TO BE CORRECT.**

DATE: 8-14-2009

SCALE LOCATION: 278 GEE-CEE'S TRUCKSTOP I-5 AND EXIT 57 TOLEDO WA

STEER AXLE [illegible]

DRIVE AXLE [illegible]

TRAILER AXLE [illegible]

TOTAL WEIGHT [illegible]

COMPANY KISSLER TRACTOR # _____ TRAILER # _____

WEIGHER'S SIGNATURE: [signature] KAREN SUTHERLAND FEE: 9.00 FULL WEIGH TICKET # _____ (IF REWEIGH)

ONLY CERTIFIED WEIGHTS APPEAR BELOW THIS LINE

CERTIFIED WEIGHTS (imprint seal)

GROSS

TARE

NET

WEIGH NUMBER 5942

WEIGHMASTER CERTIFICATE

This is to certify that the following described commodity was weighed, measured, or counted by a Weighmaster, whose signature is on this Certificate, who is a recognized authority of accuracy, as prescribed by State Law.

COMMODITY WEIGHED: FREIGHT ALL KINDS

REMARKS: _____

TRACTOR LICENSE # [illegible] TRACTOR # [illegible]

TRAILER LICENSE # _____ TRAILER # [illegible]

TRAILER LICENSE # _____ TRAILER # _____

NAME OF WEIGHMASTER (print): [signature]

WEIGHMASTER SIGNATURE: [signature]

© CAT SCALE COMPANY® 12 (WA)

94525951

TICKET NUMBER

CAT SCALE

CERTIFIED AUTOMATED TRUCK SCALE

CAT SCALE COMPANY
P.O. BOX 630
WALCOTT, IA 52773
(563) 284-6263
www.catscale.com

1133

94525951

THE CAT SCALE GUARANTEE

The CAT Scale Company **GUARANTEES** that our scales will give an accurate weight. What makes us different from other scale companies is that we back up our guarantee with cash.©

IF YOU SHOULD GET AN OVERWEIGHT FINE, YOU SHOULD DO THE FOLLOWING TO GET THE PROBLEM RESOLVED:

1) Post bond and request a court date.
2) Call CAT Scale Company direct 24 hours a day at 1-877-CAT-SCALE (toll free).
3) IMMEDIATELY send a copy of the citation, CAT Scale ticket, your name, company, address, and phone number to CAT Scale Company Attn: Operations Manager.

THANK YOU FOR WEIGHING ON CAT SCALE!

The four weights shown below are separate weights. The TOTAL WEIGHT was weighed on a full length platform scale. **AXLE WEIGHTS CAN NOT BE CERTIFIED** and are **NOT LEGAL FOR TRADE, however, CAT SCALE COMPANY GUARANTEES THESE WEIGHTS TO BE CORRECT.**

DATE: 8-14-2009

SCALE LOCATION: 278 GEE-CEE'S TRUCKSTOP I-5 AND EXIT 57 TOLEDO WA

STEER AXLE 22960 lb

DRIVE AXLE 34360 lb

TRAILER AXLE 50860 lb

TOTAL WEIGHT 108180 lb

39460

68720

34.36

COMPANY CELORIE BROS TRACTOR # 23 TRAILER # 237

WEIGHER'S SIGNATURE: [signature] RACHEL WALLACE FEE: 9.00 FULL WEIGH TICKET # _____ (IF REWEIGH)

ONLY CERTIFIED WEIGHTS APPEAR BELOW THIS LINE

CERTIFIED WEIGHTS (imprint seal)

GROSS

TARE

NET

WEIGH NUMBER 5951

WEIGHMASTER CERTIFICATE

This is to certify that the following described commodity was weighed, measured, or counted by a Weighmaster, whose signature is on this Certificate, who is a recognized authority of accuracy, as prescribed by State Law.

COMMODITY WEIGHED: FREIGHT ALL KINDS

REMARKS: _____

TRACTOR LICENSE # YARB1060 TRACTOR # [illegible]

TRAILER LICENSE # [illegible] TRAILER # [illegible]

TRAILER LICENSE # [illegible] TRAILER # [illegible]

NAME OF WEIGHMASTER (print): Rachel Wallace

WEIGHMASTER SIGNATURE: [signature]

Weyerhaeuser Company
Integrated Waste Management
Material Recovery / Transfer Facility
PO Box 188
Longview, WA 98632
(206) 578-4616

© CAT SCALE COMPANY® 12/ (WA)

94525952

TICKET NUMBER

CAT SCALE

CERTIFIED AUTOMATED TRUCK SCALE

CAT SCALE COMPANY
P.O. BOX 630
WALCOTT, IA 52773
(563) 284-6263
www.catscale.com

THE CAT SCALE GUARANTEE

The CAT Scale Company **GUARANTEES** that our scales will give an accurate weight. What makes us different from other scale companies is that we back up our guarantee with cash.©

IF YOU SHOULD GET AN OVERWEIGHT FINE, YOU SHOULD DO THE FOLLOWING TO GET THE PROBLEM RESOLVED:

1) Post bond and request a court date.
2) Call CAT Scale Company direct 24 hours a day at 1-877-CAT-SCALE (toll free).
3) IMMEDIATELY send a copy of the citation, CAT Scale ticket, your name, company, address, and phone number to CAT Scale Company Attn: Operations Manager.

THANK YOU FOR WEIGHING ON CAT SCALE!

The four weights shown below are separate weights. The TOTAL WEIGHT was weighed on a full length platform scale. **AXLE WEIGHTS CAN NOT BE CERTIFIED** and are **NOT LEGAL FOR TRADE, however, CAT SCALE COMPANY GUARANTEES THESE WEIGHTS TO BE CORRECT.**

DATE: 8-14-2009

278

SCALE LOCATION: GEE-CEE'S TRUCKSTOP
I-5 AND EXIT 57
TOLEDO WA

STEER AXLE [illegible]

DRIVE AXLE [illegible]

TRAILER AXLE [illegible]

TOTAL WEIGHT [illegible]

TIRE 39820 / 67320, 33.66 tons

COMPANY CELORIE TRACTOR # [illegible] TRAILER # [illegible]

WEIGHER'S SIGNATURE: Tia Ward TIA WARD FEE: 9.00 FULL WEIGH TICKET # (IF REWEIGH)

ONLY CERTIFIED WEIGHTS APPEAR BELOW THIS LINE

CERTIFIED WEIGHTS (imprint seal)

GROSS

TARE

NET

WEIGH NUMBER 5952

WEIGHMASTER CERTIFICATE

This is to certify that the following described commodity was weighed, measured, or counted by a Weighmaster, whose signature is on this Certificate, who is a recognized authority of accuracy, as prescribed by State Law.

Weyerhaeuser Company
Integrated Waste Management
Material Recovery / Transfer Facility
PO Box 188
Longview, WA 98632
(206) 578-4614

COMMODITY WEIGHED: FREIGHT ALL KINDS

REMARKS:

TRACTOR LICENSE # YAP 8623, OR TRACTOR # [illegible]

TRAILER LICENSE # [illegible] TRAILER # [illegible]

TRAILER LICENSE # [illegible] TRAILER # [illegible]

NAME OF WEIGHMASTER (print): [illegible]

WEIGHMASTER SIGNATURE: [illegible]

© CAT SCALE COMPANY® 12/0 (WA)

94525954

TICKET NUMBER

CAT SCALE

CERTIFIED AUTOMATED TRUCK SCALE

CAT SCALE COMPANY
P.O. BOX 630
WALCOTT, IA 52773
(563) 284-6263
www.catscale.com

1138

94525954

THE CAT SCALE GUARANTEE

The CAT Scale Company **GUARANTEES** that our scales will give an accurate weight. What makes us different from other scale companies is that we back up our guarantee with cash.©

IF YOU SHOULD GET AN OVERWEIGHT FINE, YOU SHOULD DO THE FOLLOWING TO GET THE PROBLEM RESOLVED:

1) Post bond and request a court date.
2) Call CAT Scale Company direct 24 hours a day at 1-877-CAT-SCALE (toll free).
3) IMMEDIATELY send a copy of the citation, CAT Scale ticket, your name, company, address, and phone number to CAT Scale Company Attn: Operations Manager.

THANK YOU FOR WEIGHING ON CAT SCALE!

The four weights shown below are separate weights. The TOTAL WEIGHT was weighed on a full length platform scale. **AXLE WEIGHTS CAN NOT BE CERTIFIED** and are **NOT LEGAL FOR TRADE, however, CAT SCALE COMPANY GUARANTEES THESE WEIGHTS TO BE CORRECT.**

DATE: 8-14-2009

278

SCALE LOCATION: GEE-CEE'S TRUCKSTOP
I-5 AND EXIT 57
TOLEDO WA

STEER AXLE 21740 lb

DRIVE AXLE 33540 lb

TRAILER AXLE 49920 lb

TOTAL WEIGHT 105200 lb

32.69 T

COMPANY CELORIE BRO. TRACTOR # 22 TRAILER # 22T

WEIGHER'S SIGNATURE: Rachel Wallace RACHEL WALLACE FEE: 9.00 FULL WEIGH TICKET # (IF REWEIGH)

ONLY CERTIFIED WEIGHTS APPEAR BELOW THIS LINE

CERTIFIED WEIGHTS (imprint seal)

GROSS

TARE

NET

WEIGH NUMBER 5954

WEIGHMASTER CERTIFICATE

This is to certify that the following described commodity was weighed, measured, or counted by a Weighmaster, whose signature is on this Certificate, who is a recognized authority of accuracy, as prescribed by State Law.

COMMODITY WEIGHED: FREIGHT ALL KINDS

REMARKS:

TRACTOR LICENSE # YAP 2832, OR TRACTOR # Ø

TRAILER LICENSE # Ø TRAILER # Ø

TRAILER LICENSE # Ø TRAILER # Ø

NAME OF WEIGHMASTER (print): Rachel Wallace

WEIGHMASTER SIGNATURE: [illegible]

© CAT SCALE COMPANY® 12/

94525957
TICKET NUMBER

CERTIFIED AUTOMATED TRUCK SCALE

CAT SCALE COMPANY
P.O. BOX 630
WALCOTT, IA 52773
(563) 284-6263
www.catscale.com

THE CAT SCALE GUARANTEE

The CAT Scale Company **GUARANTEES** that our scales will give an accurate weight. What makes us different from other scale companies is that we back up our guarantee with cash.©

IF YOU SHOULD GET AN OVERWEIGHT FINE, YOU SHOULD DO THE FOLLOWING TO GET THE PROBLEM RESOLVED:

1) Post bond and request a court date.
2) Call CAT Scale Company direct 24 hours a day at 1-877-CAT-SCALE (toll free).
3) IMMEDIATELY send a copy of the citation, CAT Scale ticket, your name, company, address, and phone number to CAT Scale Company Attn: Operations Manager.

THANK YOU FOR WEIGHING ON CAT SCALE

The four weights shown below are separate weights. The TOTAL WEIGHT was weighed on a full length platform scale. **AXLE WEIGHTS CAN NOT BE CERTIFIED** and are **NOT LEGAL FOR TRADE, however, CAT SCALE COMPANY GUARANTEES THESE WEIGHTS TO BE CORRECT.**

DATE: 8-14-2009
SCALE LOCATION: 278 GEE-CEE'S TRUCKSTOP I-5 AND EXIT 57 TOLEDO WA

STEER AXLE
DRIVE AXLE
TRAILER AXLE
TOTAL WEIGHT 35 55 T

COMPANY CELORIE BROS TRACTOR # TRAILER #

WEIGHER'S SIGNATURE: RACHEL WALLACE FEE: FULL WEIGH TICKET # (IF REWEIGH)

ONLY CERTIFIED WEIGHTS APPEAR BELOW THIS LINE

CERTIFIED WEIGHTS (imprint seal)

GROSS
TARE
NET

WEIGH NUMBER 5957

WEIGHMASTER CERTIFICATE

This is to certify that the following described commodity was weighed, measured, or counted by a Weighmaster, whose signature is on this Certificate, who is a recognized authority of accuracy, as prescribed by State Law.

COMMODITY WEIGHED: FREIGHT ALL KINDS
REMARKS:
TRACTOR LICENSE # WIST TRACTOR #
TRAILER LICENSE # TRAILER #
TRAILER LICENSE # TRAILER #
NAME OF WEIGHMASTER (print):
WEIGHMASTER SIGNATURE:

©CAT SCALE COMPANY* 12/0 (WA)

94525963
TICKET NUMBER

CERTIFIED AUTOMATED TRUCK SCALE

CAT SCALE COMPANY
P.O. BOX 630
WALCOTT, IA 52773
(563) 284-6263
www.catscale.com
1222
94525963

THE CAT SCALE GUARANTEE

The CAT Scale Company **GUARANTEES** that our scales will give an accurate weight. What makes us different from other scale companies is that we back up our guarantee with cash.©

IF YOU SHOULD GET AN OVERWEIGHT FINE, YOU SHOULD DO THE FOLLOWING TO GET THE PROBLEM RESOLVED:

1) Post bond and request a court date.
2) Call CAT Scale Company direct 24 hours a day at 1-877-CAT-SCALE (toll free).
3) IMMEDIATELY send a copy of the citation, CAT Scale ticket, your name, company, address, and phone number to CAT Scale Company Attn: Operations Manager.

THANK YOU FOR WEIGHING ON CAT SCALE!

The four weights shown below are separate weights. The TOTAL WEIGHT was weighed on a full length platform scale. **AXLE WEIGHTS CAN NOT BE CERTIFIED** and are **NOT LEGAL FOR TRADE, however, CAT SCALE COMPANY GUARANTEES THESE WEIGHTS TO BE CORRECT.**

DATE: 8-14-2009
SCALE LOCATION: 278 GEE-CEE'S TRUCKSTOP I-5 AND EXIT 57 TOLEDO WA

STEER AXLE 13080 lb
DRIVE AXLE 41840 lb
TRAILER AXLE 50820 lb
TOTAL WEIGHT 105740 lb

COMPANY KISSLER TRACTOR # 7 TRAILER # 77

WEIGHER'S SIGNATURE: TIA WARD FEE: 9.00 FULL WEIGH TICKET # (IF REWEIGH)

ONLY CERTIFIED WEIGHTS APPEAR BELOW THIS LINE

CERTIFIED WEIGHTS (imprint seal)

GROSS
TARE
NET

WEIGH NUMBER 5963

WEIGHMASTER CERTIFICATE

This is to certify that the following described commodity was weighed, measured, or counted by a Weighmaster, whose signature is on this Certificate, who is a recognized authority of accuracy, as prescribed by State Law.

COMMODITY WEIGHED: FREIGHT ALL KINDS
REMARKS:
TRACTOR LICENSE # 07241RP TRACTOR #
TRAILER LICENSE # TRAILER #
TRAILER LICENSE # TRAILER #
NAME OF WEIGHMASTER (print): Tia Ward
WEIGHMASTER SIGNATURE: Tia Ward

©CAT SCALE COMPANY* 12/ (WA)

94525964

TICKET NUMBER

CERTIFIED AUTOMATED TRUCK SCALE

CAT SCALE COMPANY
P.O. BOX 630
WALCOTT, IA 52773
(563) 284-6263
www.catscale.com

1241

94525964

THE CAT SCALE GUARANTEE

The CAT Scale Company **GUARANTEES** that our scales will give an accurate weight. What makes us different from other scale companies is that we back up our guarantee with cash.©

IF YOU SHOULD GET AN OVERWEIGHT FINE, YOU SHOULD DO THE FOLLOWING TO GET THE PROBLEM RESOLVED:

1) Post bond and request a court date.
2) Call CAT Scale Company direct 24 hours a day at 1-877-CAT-SCALE (toll free).
3) IMMEDIATELY send a copy of the citation, CAT Scale ticket, your name, company, address, and phone number to CAT Scale Company Attn: Operations Manager.

THANK YOU FOR WEIGHING ON CAT SCALE

The four weights shown below are separate weights. The TOTAL WEIGHT was weighed on a full length platform scale. **AXLE WEIGHTS CAN NOT BE CERTIFIED** and are **NOT LEGAL FOR TRADE, however, CAT SCALE COMPANY GUARANTEES THESE WEIGHTS TO BE CORRECT.**

DATE: 8-14-2009

SCALE LOCATION: 278
GEE-CEE'S TRUCKSTOP
I-5 AND EXIT 57
TOLEDO WA

STEER AXLE	12540	lb
DRIVE AXLE	40850	lb
TRAILER AXLE	51500	lb
TOTAL WEIGHT	104900	lb

32.177

40560

COMPANY KISSLER TRACTOR # 8 TRAILER # 5

WEIGHER'S SIGNATURE: RACHEE WALLACE FEE: 9.00 FULL WEIGH TICKET # (IF REWEIGH)

ONLY CERTIFIED WEIGHTS APPEAR BELOW THIS LINE

CERTIFIED WEIGHTS
(imprint seal)

GROSS

TARE

NET

WEIGH NUMBER
5964

WEIGHMASTER CERTIFICATE

This is to certify that the following described commodity was weighed, measured, or counted by a Weighmaster, whose signature is on this Certificate, who is a recognized authority of accuracy, as prescribed by State Law.

COMMODITY WEIGHED: FREIGHT ALL KINDS

REMARKS:

TRACTOR LICENSE # 08504RP,WA TRACTOR # 8

TRAILER LICENSE # TRAILER # 8

TRAILER LICENSE # TRAILER # 8

NAME OF WEIGHMASTER (print): Rachee Wallace

WEIGHMASTER SIGNATURE:

© CAT SCALE COMPANY 12/08
(WA)

TRUCK LOG SHEET

Ctrl #	DATE	TIME	CUSTOMER	HAULER, DRIVER & TRUCK#	GROSS/TARE WGT (LBS)	TICKET #	SYSTEM ID# (OFFICE USE ONLY)
2125	8/17/09	827	Morton	MAI & Inc Allen MI	106,040/39160	5997	
2126	8-17-09	845	Wilkins (Schnitzer)	Robert Hassing 08-104	91,320/43720	91320	
2127	8-17-09	845	Port of Olympia	Celorie Mark #22	106040 39940	5998	
2128	8-17-09	845	"	" Biggie #21	106360 40520	5999	
2129	8/17/09	8:59	"	Kissler Pat #7	107460 40320	6000	
2130	8-17-09	9:00	"	Kissler Ed #8	108240 40560	6001	
2131	8/17/09	9:15	Schnitzer	Wilkins · Steve · L-17	93,860 46,260	93860	
2132	"	9:45	"	" 08-101	100540 40760	100540	
2133	8-17-09	10:52	Morton	Celorie 23	107040 39540	94526003	
2134	8/17/09	1110	Schnitzer	Wilkins 0899	96400 41000	96400	
2135	8-17-09	11:30	Morton	Watson 26	103720 39780	6004	
2136	8/17/09	11:47	Morton	McAllen MI	105,140 39,160	6005	
2137	"	1201	Port of Olympia	Celorie Biggie #21	106160 40520	6007	
2138	8-17-09	1212	"	" Mark #22	106500 39940	6009	
2139	8/17/09	12:20	"	Kissler Pat #7	109780 40320	6010	
2140	8/17/09	12:21	"	Kissler Ed 8	107780 40560	6011	
2141	8-17-09	12:45	Glacier	Patrick 203	93080 50160	609726	
2142	8-17-09	1:15	Schnitzer	Wilkins 08-104	95080 43460	95080	
2143	8-17-09	1:50	Morton	Celorie 23	109360 39540	6015	
2144	8-17-09	1:51	Schnitzer	Wilkins Glenn 97-81	90,740 - 40000	90740	
2145	8-17-09	2:15	Glacier	Sh 201	99080 50580	609736	
2146	8-18-09	5:50	Morton	Celorie 23	101700 39540	6029	
2147	8-18-09	600	Port of Oly	Celorie Mark 22	110420 39940	6024	
2148	8/18/09	600	"	" Biggie #21	106220 40520	6025	

* * * REMEMBER 25 MPH MAX SPEED THRU RESIDENTIAL AREAS * * *

94525998
TICKET NUMBER

CERTIFIED AUTOMATED TRUCK SCALE

CAT SCALE COMPANY
P.O. BOX 630
WALCOTT, IA 52773
(563) 284-6263
www.catscale.com

THE CAT SCALE GUARANTEE

The CAT Scale Company **GUARANTEES** that our scales will give an accurate weight. What makes us different from other scale companies is that we back up our guarantee with cash.©

IF YOU SHOULD GET AN OVERWEIGHT FINE, YOU SHOULD DO THE FOLLOWING TO GET THE PROBLEM RESOLVED:

1) Post bond and request a court date.
2) Call CAT Scale Company direct 24 hours a day at 1-877-CAT-SCALE (toll free).
3) IMMEDIATELY send a copy of the citation, CAT Scale ticket, your name, company, address, and phone number to CAT Scale Company Attn: Operations Manager.

THANK YOU FOR WEIGHING ON CAT SCALE!

The four weights shown below are separate weights. The TOTAL WEIGHT was weighed on a full length platform scale. **AXLE WEIGHTS CAN NOT BE CERTIFIED** and are **NOT LEGAL FOR TRADE, however, CAT SCALE COMPANY GUARANTEES THESE WEIGHTS TO BE CORRECT.**

DATE: 8-17-2009

SCALE LOCATION: 278
GEE-CEE'S TRUCKSTOP
I-5 AND EXIT 57
TOLEDO WA

STEER AXLE
DRIVE AXLE
TRAILER AXLE
TOTAL WEIGHT

33.05 T

COMPANY CELARIS BROS TRACTOR # TRAILER #

WEIGHER'S SIGNATURE: KAREN SUTHERLAND FEE: 9.00 FULL WEIGH TICKET # (IF REWEIGH)

ONLY CERTIFIED WEIGHTS APPEAR BELOW THIS LINE

CERTIFIED WEIGHTS (imprint seal)

GROSS
TARE
NET

WEIGH NUMBER 5998

WEIGHMASTER CERTIFICATE

This is to certify that the following described commodity was weighed, measured, or counted by a Weighmaster, whose signature is on this Certificate, who is a recognized authority of accuracy, as prescribed by State Law.

COMMODITY WEIGHED: FREIGHT ALL KINDS
REMARKS:
TRACTOR LICENSE # TRACTOR #
TRAILER LICENSE # TRAILER #
TRAILER LICENSE # TRAILER #
NAME OF WEIGHMASTER (print):
WEIGHMASTER SIGNATURE:

© CAT SCALE COMPANY 12/ (WA)

94525999
TICKET NUMBER

CERTIFIED AUTOMATED TRUCK SCALE

CAT SCALE COMPANY
P.O. BOX 630
WALCOTT, IA 52773
(563) 284-6263
www.catscale.com

THE CAT SCALE GUARANTEE

The CAT Scale Company **GUARANTEES** that our scales will give an accurate weight. What makes us different from other scale companies is that we back up our guarantee with cash.©

IF YOU SHOULD GET AN OVERWEIGHT FINE, YOU SHOULD DO THE FOLLOWING TO GET THE PROBLEM RESOLVED:

1) Post bond and request a court date.
2) Call CAT Scale Company direct 24 hours a day at 1-877-CAT-SCALE (toll free).
3) IMMEDIATELY send a copy of the citation, CAT Scale ticket, your name, company, address, and phone number to CAT Scale Company Attn: Operations Manager.

THANK YOU FOR WEIGHING ON CAT SCALE!

The four weights shown below are separate weights. The TOTAL WEIGHT was weighed on a full length platform scale. **AXLE WEIGHTS CAN NOT BE CERTIFIED** and are **NOT LEGAL FOR TRADE, however, CAT SCALE COMPANY GUARANTEES THESE WEIGHTS TO BE CORRECT.**

DATE: 8-17-2009

SCALE LOCATION: 278
GEE-CEE'S TRUCKSTOP
I-5 AND EXIT 57
TOLEDO WA

STEER AXLE
DRIVE AXLE
TRAILER AXLE
TOTAL WEIGHT

32.9 T

COMPANY CELORIE TRACTOR # TRAILER #

WEIGHER'S SIGNATURE: TIA WARD FEE: 9.00 FULL WEIGH TICKET # (IF REWEIGH)

ONLY CERTIFIED WEIGHTS APPEAR BELOW THIS LINE

CERTIFIED WEIGHTS (imprint seal)

GROSS
TARE
NET

WEIGH NUMBER 5999

WEIGHMASTER CERTIFICATE

This is to certify that the following described commodity was weighed, measured, or counted by a Weighmaster, whose signature is on this Certificate, who is a recognized authority of accuracy, as prescribed by State Law.

COMMODITY WEIGHED: FREIGHT ALL KINDS
REMARKS: Weyerhaeuser Company
TRACTOR LICENSE # YAP4151 TRACTOR # Integrated Waste Management Material Recovery / Transfer Facility
TRAILER LICENSE # TRAILER # PO Box 188
TRAILER LICENSE # TRAILER # Longview, WA 98632
(360) 578-4616
NAME OF WEIGHMASTER (print):
WEIGHMASTER SIGNATURE:

© CAT SCALE COMPANY 12/

94526000
TICKET NUMBER

CERTIFIED AUTOMATED TRUCK SCALE

CAT SCALE COMPANY
P.O. BOX 630
WALCOTT, IA 52773
(563) 284-6263
www.catscale.com

THE CAT SCALE GUARANTEE

The CAT Scale Company **GUARANTEES** that our scales will give an accurate weight. What makes us different from other scale companies is that we back up our guarantee with cash.©

IF YOU SHOULD GET AN OVERWEIGHT FINE, YOU SHOULD DO THE FOLLOWING TO GET THE PROBLEM RESOLVED:

1) Post bond and request a court date.
2) Call CAT Scale Company direct 24 hours a day at 1-877-CAT-SCALE (toll free).
3) IMMEDIATELY send a copy of the citation, CAT Scale ticket, your name, company, address, and phone number to CAT Scale Company Attn: Operations Manager.

THANK YOU FOR WEIGHING ON CAT SCALE!

The four weights shown below are separate weights. The TOTAL WEIGHT was weighed on a full length platform scale. **AXLE WEIGHTS CAN NOT BE CERTIFIED** and are **NOT LEGAL FOR TRADE, however, CAT SCALE COMPANY GUARANTEES THESE WEIGHTS TO BE CORRECT.**

DATE: 8-17-2009

SCALE LOCATION: 278
GEE-CEE'S TRUCKSTOP
I-5 AND EXIT 57
TOLEDO WA

STEER AXLE
DRIVE AXLE
TRAILER AXLE
TOTAL WEIGHT

COMPANY KISSLER TRACTOR # _____ TRAILER # _____

WEIGHER'S SIGNATURE: TIA WARD FEE: _____ FULL WEIGH TICKET # _____ (IF REWEIGH)

ONLY CERTIFIED WEIGHTS APPEAR BELOW THIS LINE

CERTIFIED WEIGHTS (imprint seal)

GROSS

TARE

NET

WEIGH NUMBER
60000

WEIGHMASTER CERTIFICATE

This is to certify that the following described commodity was weighed, measured, or counted by a Weighmaster, whose signature is on this Certificate, who is a recognized authority of accuracy, as prescribed by State Law.

COMMODITY WEIGHED: _____
REMARKS: _____
TRACTOR LICENSE # 572+RF TRACTOR # _____
TRAILER LICENSE # _____ TRAILER # _____
TRAILER LICENSE # _____ TRAILER # _____
NAME OF WEIGHMASTER (print): TIA WARD
WEIGHMASTER SIGNATURE: TIA WARD

© CAT SCALE COMPANY 12/0 (WA)

94526001
TICKET NUMBER

CERTIFIED AUTOMATED TRUCK SCALE

CAT SCALE COMPANY
P.O. BOX 630
WALCOTT, IA 52773
(563) 284-6263
www.catscale.com

803
94526001

THE CAT SCALE GUARANTEE

The CAT Scale Company **GUARANTEES** that our scales will give an accurate weight. What makes us different from other scale companies is that we back up our guarantee with cash.©

IF YOU SHOULD GET AN OVERWEIGHT FINE, YOU SHOULD DO THE FOLLOWING TO GET THE PROBLEM RESOLVED:

1) Post bond and request a court date.
2) Call CAT Scale Company direct 24 hours a day at 1-877-CAT-SCALE (toll free).
3) IMMEDIATELY send a copy of the citation, CAT Scale ticket, your name, company, address, and phone number to CAT Scale Company Attn: Operations Manager.

THANK YOU FOR WEIGHING ON CAT SCALE

The four weights shown below are separate weights. The TOTAL WEIGHT was weighed on a full length platform scale. **AXLE WEIGHTS CAN NOT BE CERTIFIED** and are **NOT LEGAL FOR TRADE, however, CAT SCALE COMPANY GUARANTEES THESE WEIGHTS TO BE CORRECT.**

DATE: 8-17-2009

SCALE LOCATION: 278
GEE-CEE'S TRUCKSTOP
I-5 AND EXIT 57
TOLEDO WA

STEER AXLE 12580 lb 33.84 T
DRIVE AXLE 42760 lb
TRAILER AXLE 52900 lb
TOTAL WEIGHT 108240 lb
40560

COMPANY KISSLER TRACTOR # A TRAILER # 2

WEIGHER'S SIGNATURE: Marcia Friend FEE: 9.00 FULL WEIGH TICKET # _____ (IF REWEIGH)

ONLY CERTIFIED WEIGHTS APPEAR BELOW THIS LINE

Weyerhaeuser Company
Integrated Fiber Management
Material Recovery / Transfer Facility
PO Box 188
Longview WA 98632
(360) 578-4616

CERTIFIED WEIGHTS (imprint seal)

GROSS

TARE

NET

WEIGH NUMBER
6001

WEIGHMASTER CERTIFICATE

This is to certify that the following described commodity was weighed, measured, or counted by a Weighmaster, whose signature is on this Certificate, who is a recognized authority of accuracy, as prescribed by State Law.

COMMODITY WEIGHED: FREIGHT ALL KINDS
REMARKS: _____
TRACTOR LICENSE # 08504 RP TRACTOR # _____
TRAILER LICENSE # _____ TRAILER # _____
TRAILER LICENSE # _____ TRAILER # _____
NAME OF WEIGHMASTER (print): Tia Ward
WEIGHMASTER SIGNATURE: Tia Ward

© CAT SCALE COMPANY 12/0

94526007
TICKET NUMBER

CERTIFIED AUTOMATED TRUCK SCALE

CAT SCALE COMPANY
P.O. BOX 630
WALCOTT, IA 52773
(563) 284-6263
www.catscale.com

THE CAT SCALE GUARANTEE

The CAT Scale Company **GUARANTEES** that our scales will give an accurate weight. What makes us different from other scale companies is that we back up our guarantee with cash.©

IF YOU SHOULD GET AN OVERWEIGHT FINE, YOU SHOULD DO THE FOLLOWING TO GET THE PROBLEM RESOLVED:

1) Post bond and request a court date.
2) Call CAT Scale Company direct 24 hours a day at 1-877-CAT-SCALE (toll free).
3) IMMEDIATELY send a copy of the citation, CAT Scale ticket, your name, company, address, and phone number to CAT Scale Company Attn: Operations Manager.

THANK YOU FOR WEIGHING ON CAT SCALE!

The four weights shown below are separate weights. The TOTAL WEIGHT was weighed on a full length platform scale. **AXLE WEIGHTS CAN NOT BE CERTIFIED** and are **NOT LEGAL FOR TRADE, however, CAT SCALE COMPANY GUARANTEES THESE WEIGHTS TO BE CORRECT.**

DATE: 8-17-2009

SCALE LOCATION: 278
GEE-CEE'S TRUCKSTOP
I-5 AND EXIT 57
TOLEDO WA

STEER AXLE [illegible] 32.82
DRIVE AXLE [illegible]
TRAILER AXLE [illegible]
TOTAL WEIGHT [illegible]

COMPANY CELORIE TRACTOR # [illegible] TRAILER # [illegible]

WEIGHER'S SIGNATURE: MARCIA FRIEND FEE: [illegible] FULL WEIGH TICKET # (IF REWEIGH)

ONLY CERTIFIED WEIGHTS APPEAR BELOW THIS LINE

CERTIFIED WEIGHTS (imprint seal)

GROSS
TARE
NET

WEIGH NUMBER 6007

WEIGHMASTER CERTIFICATE

This is to certify that the following described commodity was weighed, measured, or counted by a Weighmaster, whose signature is on this Certificate, who is a recognized authority of accuracy, as prescribed by State Law.

COMMODITY WEIGHED: FREIGHT ALL KINDS
REMARKS: [illegible]
TRACTOR LICENSE # [illegible] TRACTOR # [illegible]
TRAILER LICENSE # [illegible] TRAILER # [illegible]
TRAILER LICENSE # [illegible] TRAILER # 98632
NAME OF WEIGHMASTER (print): [illegible]
WEIGHMASTER SIGNATURE: [illegible]

© CAT SCALE COMPANY 12/ (WA)

94526009
TICKET NUMBER

CERTIFIED AUTOMATED TRUCK SCALE

CAT SCALE COMPANY
P.O. BOX 630
WALCOTT, IA 52773
(563) 284-6263
www.catscale.com

THE CAT SCALE GUARANTEE

The CAT Scale Company **GUARANTEES** that our scales will give an accurate weight. What makes us different from other scale companies is that we back up our guarantee with cash.©

IF YOU SHOULD GET AN OVERWEIGHT FINE, YOU SHOULD DO THE FOLLOWING TO GET THE PROBLEM RESOLVED:

1) Post bond and request a court date.
2) Call CAT Scale Company direct 24 hours a day at 1-877-CAT-SCALE (toll free).
3) IMMEDIATELY send a copy of the citation, CAT Scale ticket, your name, company, address, and phone number to CAT Scale Company Attn: Operations Manager.

THANK YOU FOR WEIGHING ON CAT SCALE!

The four weights shown below are separate weights. The TOTAL WEIGHT was weighed on a full length platform scale. **AXLE WEIGHTS CAN NOT BE CERTIFIED** and are **NOT LEGAL FOR TRADE, however, CAT SCALE COMPANY GUARANTEES THESE WEIGHTS TO BE CORRECT.**

DATE: 8-17-2009

SCALE LOCATION: 278
GEE-CEE'S TRUCKSTOP
I-5 AND EXIT 57
TOLEDO WA

STEER AXLE [illegible]
DRIVE AXLE [illegible]
TRAILER AXLE [illegible]
TOTAL WEIGHT [illegible] 32.82 X 2

COMPANY CELORIE TRACTOR # [illegible] TRAILER # [illegible]

WEIGHER'S SIGNATURE: MARCIA FRIEND FEE: 9.00 FULL WEIGH TICKET # (IF REWEIGH)

ONLY CERTIFIED WEIGHTS APPEAR BELOW THIS LINE

CERTIFIED WEIGHTS (imprint seal)

GROSS
TARE
NET

WEIGH NUMBER 6009

WEIGHMASTER CERTIFICATE

This is to certify that the following described commodity was weighed, measured, or counted by a Weighmaster, whose signature is on this Certificate, who is a recognized authority of accuracy, as prescribed by State Law.

COMMODITY WEIGHED: FREIGHT ALL KINDS
REMARKS: [illegible]
TRACTOR LICENSE # [illegible] TRACTOR # [illegible]
TRAILER LICENSE # [illegible] TRAILER # [illegible]
TRAILER LICENSE # [illegible] TRAILER # [illegible]
NAME OF WEIGHMASTER (print): Marcia Friend
WEIGHMASTER SIGNATURE: [illegible]

© CAT SCALE COMPANY 12/ (WA)

94526010
TICKET NUMBER

CAT SCALE

CERTIFIED AUTOMATED TRUCK SCALE

CAT SCALE COMPANY
P.O. BOX 630
WALCOTT, IA 52773
(563) 284-6263
www.catscale.com

THE CAT SCALE GUARANTEE

The CAT Scale Company **GUARANTEES** that our scales will give an accurate weight. What makes us different from other scale companies is that we back up our guarantee with cash.©

IF YOU SHOULD GET AN OVERWEIGHT FINE, YOU SHOULD DO THE FOLLOWING TO GET THE PROBLEM RESOLVED:

1) Post bond and request a court date.
2) Call CAT Scale Company direct 24 hours a day at 1-877-CAT-SCALE (toll free).
3) IMMEDIATELY send a copy of the citation, CAT Scale ticket, your name, company, address, and phone number to CAT Scale Company Attn: Operations Manager.

THANK YOU FOR WEIGHING ON CAT SCALE!

The four weights shown below are separate weights. The TOTAL WEIGHT was weighed on a full length platform scale. **AXLE WEIGHTS CAN NOT BE CERTIFIED** and are **NOT LEGAL FOR TRADE, however, CAT SCALE COMPANY GUARANTEES THESE WEIGHTS TO BE CORRECT.**

DATE: 8-17-2009

SCALE LOCATION: 278
GEE-CEE'S TRUCKSTOP
I-5 AND EXIT 57
TOLEDO WA

STEER AXLE	1 [illegible]	[illegible]
DRIVE AXLE	[illegible]	[illegible]
TRAILER AXLE	[illegible]	[illegible]
TOTAL WEIGHT	[illegible]	[illegible]

COMPANY KISSLER TRACTOR # _____ TRAILER # _____

WEIGHER'S SIGNATURE: [signature] MARCIA FRIEND FEE: 9.00 FULL WEIGH TICKET # _____ (IF REWEIGH)

ONLY CERTIFIED WEIGHTS APPEAR BELOW THIS LINE

CERTIFIED WEIGHTS
(imprint seal)

GROSS

TARE

NET

WEIGH NUMBER
6010

WEIGHMASTER CERTIFICATE

This is to certify that the following described commodity was weighed, measured, or counted by a Weighmaster, whose signature is on this Certificate, who is a recognized authority of accuracy, as prescribed by State Law.

COMMODITY WEIGHED: FREIGHT ALL KINDS

REMARKS: _____

TRACTOR LICENSE # 07241RP/WA TRACTOR # 5

TRAILER LICENSE # _____ TRAILER # _____

TRAILER LICENSE # _____ TRAILER # _____

NAME OF WEIGHMASTER (print): [illegible]

WEIGHMASTER SIGNATURE: [signature]

© CAT SCALE COMPANY® 12/ (WA)

94526011
TICKET NUMBER

CAT SCALE

CERTIFIED AUTOMATED TRUCK SCALE

CAT SCALE COMPANY
P.O. BOX 630
WALCOTT, IA 52773
(563) 284-6263
www.catscale.com
1124
94526011

THE CAT SCALE GUARANTEE

The CAT Scale Company **GUARANTEES** that our scales will give an accurate weight. What makes us different from other scale companies is that we back up our guarantee with cash.©

IF YOU SHOULD GET AN OVERWEIGHT FINE, YOU SHOULD DO THE FOLLOWING TO GET THE PROBLEM RESOLVED:

1) Post bond and request a court date.
2) Call CAT Scale Company direct 24 hours a day at 1-877-CAT-SCALE (toll free).
3) IMMEDIATELY send a copy of the citation, CAT Scale ticket, your name, company, address, and phone number to CAT Scale Company Attn: Operations Manager.

THANK YOU FOR WEIGHING ON CAT SCALE!

The four weights shown below are separate weights. The TOTAL WEIGHT was weighed on a full length platform scale. **AXLE WEIGHTS CAN NOT BE CERTIFIED** and are **NOT LEGAL FOR TRADE, however, CAT SCALE COMPANY GUARANTEES THESE WEIGHTS TO BE CORRECT.**

DATE: 8-17-2009

SCALE LOCATION: 278
GEE-CEE'S TRUCKSTOP
I-5 AND EXIT 57
TOLEDO WA

STEER AXLE	13220 lb	33.61T
DRIVE AXLE	42940 lb	
TRAILER AXLE	51620 lb	
TOTAL WEIGHT	107780 lb	
	40560	

COMPANY KISSLER TRACTOR # 8 TRAILER # 8

WEIGHER'S SIGNATURE: [signature] MARCIA FRIEND FEE: 9.00 FULL WEIGH TICKET # _____ (IF REWEIGH)

ONLY CERTIFIED WEIGHTS APPEAR BELOW THIS LINE

CERTIFIED WEIGHTS
(imprint seal)

GROSS

TARE

NET

WEIGH NUMBER
6011

WEIGHMASTER CERTIFICATE

This is to certify that the following described commodity was weighed, measured, or counted by a Weighmaster, whose signature is on this Certificate, who is a recognized authority of accuracy, as prescribed by State Law.

COMMODITY WEIGHED: FREIGHT ALL KINDS

REMARKS: _____

TRACTOR LICENSE # DR504RP/WA TRACTOR # 8

TRAILER LICENSE # 0 TRAILER # 8

TRAILER LICENSE # 0 TRAILER # 8

NAME OF WEIGHMASTER (print): Marvin Friend

WEIGHMASTER SIGNATURE: [signature]

© CAT SCALE COMPANY® 12/ (WA)

TRUCK LOG SHEET

Ctrl #	DATE	TIME	CUSTOMER	HAULER, DRIVER & TRUCK#	GROSS/TARE WGT (LBS)	TICKET #	SYSTEM ID# (OFFICE USE ONLY)
2125	8/17/09	827	Morton	MAT Ex Inc Allen M	106,040/39160	5997	
2126	8-17-09	845	Wilkins (Schnitzer)	Robert Hassing 08-104	91,320/43720	91320	
2127	8-17-09	845	Port of Olympia	Celorie Mark #22	106040 39940	5998	
2128	8-17-09	845	"	" Biggie #21	106360 40520	5999	
2129	8/17/09	8:59	"	Kissler Pat #7	107460 40320	6000	
2130	8-17-09	9:00	"	Kissler Ed #8	108240 40560	6001	
2131	8/17/09	9:15	Schnitzer	Wilkins Steve L-17	93,860 46,260	93860	
2132	"	9:45	" "	" " 08/01	100540 40760	100540	
2133	8-17-09	10:52	Morton	Celorie 23	107040 39540	94526003	
2134	8/17/09	1110	Schnitzer	Wilkins 0899	96400 41000	96400	
2135	8-17-09	11:30	Morton	Watson 26	103720 39780	6004	
2136	8/17/09	11:47	Morton	McAllen M	105,140 39:160	6005	
2137	"	1201	Port of Olympia	Celorie Biggie #21	106160 40520	6007	
2138	8-17-09	1212	"	" Mark #22	106500 39940	6009	
2139	8/17/09	12:20	"	Kissler Pat #7	109780 40320	6010	
2140	8/17/09	1221	"	Kissler Ed 8	107780 40560	6011	
2141	8-17-09	12:45	Glacier	Patrick 203	93080 50160	609726	
2142	8-17-09	1:15	Schnitzer	Wilkins 08-104	95080 43460	95080	
2143	8-17-09	1:50	Morton	Celorie 23	104360 39540	6015	
2144	8-17-09	1:51	Schnitzer	Wilkins Glenn 97-81	90,740 - 40000	90740	
2145	~~8-17-09~~	~~2:15~~	~~Glacier~~	~~Sh 201~~	~~94080 50580~~	~~609736~~	
2146	8-18-09	5:50	Morton	Celorie 23	101700 39540	6029	
2147	8-18-09	600	Port of Oly	Celorie Mark 22	110420 39940	6024	
2148	8/18/09	600	"	" Biggie #21	106220 40520	6025	

* * * REMEMBER 25 MPH MAX SPEED THRU RESIDENTIAL AREAS * * *

TRUCK LOG SHEET

Ctrl #	DATE	TIME	CUSTOMER	HAULER, DRIVER & TRUCK#	GROSS/TARE WGT (LBS)	TICKET #	SYSTEM ID# (OFFICE USE ONLY)
2149	8-18-09	6:00	Morton	Watson Ron #26	106140 39780	6018	
2150	8/18/09	6:00	Morton	M. Allen #M1	104320/39160	6020	
2151	8/18/09	6:05	Schnitzer	Wilkins 0899	97560 40440	97560	
2152	8/18/09	6:10	Schnitzer	Wilkins 97-81	93,620 39,800	93620	
2153	8-18-09	6:14	Port of Olympia	Kissler Ext 8	105620 40560	6040	
2154	8/18/09	6:15	P.O. Olympia	" Pat 7	104480 40320	6041	
2155	8/18	6:18	Rivergate	CRT Ryan 43	86720 41100	2931	
2156	8/18/09	6:29	Rivergate	WWM Craig 2	83840 39960	2932	
2157	8-18-09	6:45	Rivergate	CRT Russ 3rd	83640 39920	2933	
2158	8-18-09	6:55	Glacier	Patrick 203	94440 50160		
2159	8/18/09	7:30	RG	CRT Scott 1	84580 39840	2934	
2160	8 18 09	7:45	Morton	Don Hines 608	104640 38000	94526047	
2161	8-18-09	7:45	Morton	Don Hines 55	106300 39400	94526044	
2162	"	7:50	Schnitzer	Wilkins 0810	100340 40980	100340	
2163	8-18-09	8:54	Morton	Calgar 23	107880 39540	6045	
2164	8-18-09	9:07	"	Watson 26	106180 39780	6046	
2165	8-18-09	9:15	Schnitzer	Wilkins 08-104	92620 43680	92620	
2166	8/18/09	9:22	Morton	Mike Allen M1	107500 39160	6048	
2167	818109	940	Schnitzer	Wilkins 0899	94960 41040	94960	
2168	8-18-09	1002	Port of Olympia	Calorie Mark #22	105280 39940	6050	
2169	8-18-09	10:07	"	" Biggie #21	105520 40520	6051	
2170	8/18/09	1015	Glacier	SK 204	92980 50160	609775	
2171	8-18-09	1021	Port of Olympia	Kissler Ext 8	110000 40560	6053	
2172	8/18/09	10:22	Port of Oly	" Pat 7	106900 40320	6054	

*** REMEMBER 25 MPH MAX SPEED THRU RESIDENTIAL AREAS ***

94526024
TICKET NUMBER

CAT SCALE

CERTIFIED AUTOMATED TRUCK SCALE

CAT SCALE COMPANY
P.O. BOX 630
WALCOTT, IA 52773
(563) 284-6263
www.catscale.com

THE CAT SCALE GUARANTEE

The CAT Scale Company **GUARANTEES** that our scales will give an accurate weight. What makes us different from other scale companies is that we back up our guarantee with cash.

IF YOU SHOULD GET AN OVERWEIGHT FINE, YOU SHOULD DO THE FOLLOWING TO GET THE PROBLEM RESOLVED:

1) Post bond and request a court date.
2) Call CAT Scale Company direct 24 hours a day at 1-877-CAT-SCALE (toll free).
3) IMMEDIATELY send a copy of the citation, CAT Scale ticket, your name, company address, and phone number to CAT Scale Company Attn: Operations Manager.

THANK YOU FOR WEIGHING ON CAT SCALE!

The four weights shown below are separate weights. The TOTAL WEIGHT was weighed on a full length platform scale. **AXLE WEIGHTS CAN NOT BE CERTIFIED** and are **NOT LEGAL FOR TRADE, however, CAT SCALE COMPANY GUARANTEES THESE WEIGHTS TO BE CORRECT.**

DATE: 8-17-2009
278
SCALE LOCATION: GEE-CEE'S TRUCKSTOP
I-5 AND EXIT 57
TOLEDO WA

STEER AXLE [illegible]
DRIVE AXLE [illegible]
TRAILER AXLE [illegible]
TOTAL WEIGHT [illegible]

COMPANY CELORIE TRACTOR # 22 TRAILER # [illegible]

WEIGHER'S SIGNATURE [illegible] FEE: BARBARA ROBINSON CO FULL WEIGH TICKET # (IF REWEIGH)

ONLY CERTIFIED WEIGHTS APPEAR BELOW THIS LINE

CERTIFIED WEIGHTS (imprint seal)

GROSS
TARE
NET

WEIGHMASTER CERTIFICATE
This is to certify that the following described commodity was weighed, measured or counted by a Weighmaster, whose signature is on this Certificate, who is a recognized authority of accuracy, as prescribed by State Law.

COMMODITY WEIGHED: FREIGHT
REMARKS:
TRACTOR LICENSE # [illegible] TRACTOR # 22
TRAILER LICENSE # TRAILER #
TRAILER LICENSE # TRAILER #

WEIGH NUMBER 6024

NAME OF WEIGHMASTER (print): [illegible]
WEIGHMASTER SIGNATURE: [illegible]

© CAT SCALE COMPANY 1/3 (WA)

94526025
TICKET NUMBER

CAT SCALE

CERTIFIED AUTOMATED TRUCK SCALE

CAT SCALE COMPANY
P.O. BOX 630
WALCOTT, IA 52773
(563) 284-6263
www.catscale.com

THE CAT SCALE GUARANTEE

The CAT Scale Company **GUARANTEES** that our scales will give an accurate weight. What makes us different from other scale companies is that we back up our guarantee with cash.

IF YOU SHOULD GET AN OVERWEIGHT FINE, YOU SHOULD DO THE FOLLOWING TO GET THE PROBLEM RESOLVED:

1) Post bond and request a court date.
2) Call CAT Scale Company direct 24 hours a day at 1-877-CAT-SCALE (toll free).
3) IMMEDIATELY send a copy of the citation, CAT Scale ticket, your name, company address, and phone number to CAT Scale Company Attn: Operations Manager.

THANK YOU FOR WEIGHING ON CAT SCALE!

The four weights shown below are separate weights. The TOTAL WEIGHT was weighed on a full length platform scale. **AXLE WEIGHTS CAN NOT BE CERTIFIED** and are **NOT LEGAL FOR TRADE, however, CAT SCALE COMPANY GUARANTEES THESE WEIGHTS TO BE CORRECT.**

DATE: 8-17-2009
278
SCALE LOCATION: GEE-CEE'S TRUCKSTOP
I-5 AND EXIT 57
TOLEDO WA

STEER AXLE [illegible]
DRIVE AXLE [illegible]
TRAILER AXLE [illegible]
TOTAL WEIGHT [illegible]

32 85 T

COMPANY CELORIE TRACTOR # 21 TRAILER # [illegible]

WEIGHER'S SIGNATURE [illegible] FEE: BARBARA ROBINSON FULL WEIGH TICKET # (IF REWEIGH)

ONLY CERTIFIED WEIGHTS APPEAR BELOW THIS LINE

CERTIFIED WEIGHTS (imprint seal)

GROSS
TARE
NET

WEIGHMASTER CERTIFICATE
This is to certify that the following described commodity was weighed, measured or counted by a Weighmaster, whose signature is on this Certificate, who is a recognized authority of accuracy, as prescribed by State Law.

COMMODITY WEIGHED: FREIGHT
REMARKS:
TRACTOR LICENSE # [illegible] TRACTOR # 21
TRAILER LICENSE # TRAILER # PO Box 188
TRAILER LICENSE # TRAILER # [illegible] WA 98632
(206) 578-4688

WEIGH NUMBER 6025

NAME OF WEIGHMASTER (print): [illegible]
WEIGHMASTER SIGNATURE: [illegible]

© CAT SCALE COMPANY 1/3 (WA)

94526040
TICKET NUMBER

THE CAT SCALE GUARANTEE

The CAT Scale Company **GUARANTEES** that our scales will give an accurate weight. What makes us different from other scale companies is that we back up our guarantee with cash.©

IF YOU SHOULD GET AN OVERWEIGHT FINE, YOU SHOULD DO THE FOLLOWING TO GET THE PROBLEM RESOLVED:

1) Post bond and request a court date.
2) Call CAT Scale Company direct 24 hours a day at 1-877-CAT-SCALE (toll free).
3) IMMEDIATELY send a copy of the citation, CAT Scale ticket, your name, company, address, and phone number to CAT Scale Company Attn: Operations Manager.

THANK YOU FOR WEIGHING ON CAT SCALE!

CERTIFIED AUTOMATED TRUCK SCALE

CAT SCALE COMPANY
P.O. BOX 630
WALCOTT, IA 52773
(563) 284-6263
www.catscale.com

The four weights shown below are separate weights. The TOTAL WEIGHT was weighed on a full length platform scale. **AXLE WEIGHTS CAN NOT BE CERTIFIED** and are **NOT LEGAL FOR TRADE, however, CAT SCALE COMPANY GUARANTEES THESE WEIGHTS TO BE CORRECT.**

DATE: 8-18-2009

SCALE LOCATION: 278
GEE-CEE'S TRUCKSTOP
I-5 AND EXIT 57
TOLEDO WA

STEER AXLE	21980	15 32.53T
DRIVE AXLE	34200	lb
TRAILER AXLE	49440	lb
TOTAL WEIGHT	105620	lb
	40560	

517
94526040

COMPANY KISSLER TRACTOR # 8 TRAILER # 5

WEIGHER'S SIGNATURE: Rachel Wallace FEE: 9.00 FULL WEIGH TICKET # _____ (IF REWEIGH)
RACHEL WALLACE

ONLY CERTIFIED WEIGHTS APPEAR BELOW THIS LINE

CERTIFIED WEIGHTS
(imprint seal)
Weyerhaeuser Company
Integrated Waste Management
Material Recovery / Transfer Facility
GROSS P.O. Box 188
Longview, WA 98632
TARE (206) 578-4616

NET

WEIGH NUMBER
6040

WEIGHMASTER CERTIFICATE

This is to certify that the following described commodity was weighed, measured, or counted by a Weighmaster, whose signature is on this Certificate, who is a recognized authority of accuracy, as prescribed by State Law.

COMMODITY WEIGHED: FREIGHT ALL KINDS
REMARKS: _____
TRACTOR LICENSE # 088504RP, WA TRACTOR # 8
TRAILER LICENSE # 6 TRAILER # 6
TRAILER LICENSE # 8 TRAILER # 8
NAME OF WEIGHMASTER (print): Rachel Wallace
WEIGHMASTER SIGNATURE: Rachel Wallace

© CAT SCALE COMPANY® 12/0 (WA)

94526041
TICKET NUMBER

THE CAT SCALE GUARANTEE

The CAT Scale Company **GUARANTEES** that our scales will give an accurate weight. What makes us different from other scale companies is that we back up our guarantee with cash.©

IF YOU SHOULD GET AN OVERWEIGHT FINE, YOU SHOULD DO THE FOLLOWING TO GET THE PROBLEM RESOLVED:

1) Post bond and request a court date.
2) Call CAT Scale Company direct 24 hours a day at 1-877-CAT-SCALE (toll free).
3) IMMEDIATELY send a copy of the citation, CAT Scale ticket, your name, company, address, and phone number to CAT Scale Company Attn: Operations Manager.

THANK YOU FOR WEIGHING ON CAT SCALE!

CERTIFIED AUTOMATED TRUCK SCALE

CAT SCALE COMPANY
P.O. BOX 630
WALCOTT, IA 52773
(563) 284-6263
www.catscale.com

The four weights shown below are separate weights. The TOTAL WEIGHT was weighed on a full length platform scale. **AXLE WEIGHTS CAN NOT BE CERTIFIED** and are **NOT LEGAL FOR TRADE, however, CAT SCALE COMPANY GUARANTEES THESE WEIGHTS TO BE CORRECT.**

DATE: 8-18-2009

SCALE LOCATION: 278
GEE-CEE'S TRUCKSTOP
I-5 AND EXIT 57
TOLEDO WA

STEER AXLE	13700	lb
DRIVE AXLE	42760	lb
TRAILER AXLE	48020	lb
TOTAL WEIGHT	104480	lb
tare	40320	

519
94526041

COMPANY KISSLER TRACTOR # 7 TRAILER # 7

WEIGHER'S SIGNATURE: Rachel Wallace FEE: 9.00 FULL WEIGH TICKET # _____ (IF REWEIGH)
RACHEL WALLACE

ONLY CERTIFIED WEIGHTS APPEAR BELOW THIS LINE

CERTIFIED WEIGHTS
(imprint seal)
Weyerhaeuser Company
Integrated Waste Management
Material Recovery / Transfer Facility
GROSS P.O. Box 188
Longview, WA 98632
TARE (206) 578-4616

NET

WEIGH NUMBER
6041

WEIGHMASTER CERTIFICATE

This is to certify that the following described commodity was weighed, measured, or counted by a Weighmaster, whose signature is on this Certificate, who is a recognized authority of accuracy, as prescribed by State Law.

COMMODITY WEIGHED: FREIGHT ALL KINDS
REMARKS: _____
TRACTOR LICENSE # 088504RP, WA TRACTOR # 8
TRAILER LICENSE # 8 TRAILER # 8
TRAILER LICENSE # 8 TRAILER # 8
NAME OF WEIGHMASTER (print): Rachel Wallace
WEIGHMASTER SIGNATURE: Rachel Wallace

© CAT SCALE COMPANY® 12/0 (WA)

94526050
TICKET NUMBER

CERTIFIED AUTOMATED TRUCK SCALE

CAT SCALE COMPANY
P.O. BOX 630
WALCOTT, IA 52773
(563) 284-6263
www.catscale.com

THE CAT SCALE GUARANTEE

The CAT Scale Company **GUARANTEES** that our scales will give an accurate weight. What makes us different from other scale companies is that we back up our guarantee with cash.©

IF YOU SHOULD GET AN OVERWEIGHT FINE, YOU SHOULD DO THE FOLLOWING TO GET THE PROBLEM RESOLVED:

1) Post bond and request a court date.
2) Call CAT Scale Company direct 24 hours a day at 1-877-CAT-SCALE (toll free).
3) IMMEDIATELY send a copy of the citation, CAT Scale ticket, your name, company, address, and phone number to CAT Scale Company Attn: Operations Manager.

THANK YOU FOR WEIGHING ON CAT SCALE!

The four weights shown below are separate weights. The TOTAL WEIGHT was weighed on a full length platform scale. **AXLE WEIGHTS CAN NOT BE CERTIFIED** and are **NOT LEGAL FOR TRADE, however, CAT SCALE COMPANY GUARANTEES THESE WEIGHTS TO BE CORRECT.**

DATE: 8-18-2009

SCALE LOCATION: GEE-CEE'S TRUCKSTOP
I-5 AND EXIT 57
TOLEDO WA

STEER AXLE
DRIVE AXLE
TRAILER AXLE
TOTAL WEIGHT 39940

COMPANY CELARIS BROS TRACTOR # TRAILER #

WEIGHER'S SIGNATURE: KAREN SUTHERLAND FEE: 9.00 FULL WEIGH TICKET # (IF REWEIGH)

ONLY CERTIFIED WEIGHTS APPEAR BELOW THIS LINE

CERTIFIED WEIGHTS (imprint seal)

GROSS
TARE
NET

WEIGH NUMBER 6050

WEIGHMASTER CERTIFICATE

This is to certify that the following described commodity was weighed, measured, or counted by a Weighmaster, whose signature is on this Certificate, who is a recognized authority of accuracy, as prescribed by State Law.

COMMODITY WEIGHED:
REMARKS:
TRACTOR LICENSE # TRACTOR #
TRAILER LICENSE # TRAILER #
TRAILER LICENSE # TRAILER #

NAME OF WEIGHMASTER (print):
WEIGHMASTER SIGNATURE:

© CAT SCALE COMPANY 12/ (WA)

94526051
TICKET NUMBER

CERTIFIED AUTOMATED TRUCK SCALE

CAT SCALE COMPANY
P.O. BOX 630
WALCOTT, IA 52773
(563) 284-6263
www.catscale.com

THE CAT SCALE GUARANTEE

The CAT Scale Company **GUARANTEES** that our scales will give an accurate weight. What makes us different from other scale companies is that we back up our guarantee with cash.©

IF YOU SHOULD GET AN OVERWEIGHT FINE, YOU SHOULD DO THE FOLLOWING TO GET THE PROBLEM RESOLVED:

1) Post bond and request a court date.
2) Call CAT Scale Company direct 24 hours a day at 1-877-CAT-SCALE (toll free).
3) IMMEDIATELY send a copy of the citation, CAT Scale ticket, your name, company, address, and phone number to CAT Scale Company Attn: Operations Manager.

THANK YOU FOR WEIGHING ON CAT SCALE!

The four weights shown below are separate weights. The TOTAL WEIGHT was weighed on a full length platform scale. **AXLE WEIGHTS CAN NOT BE CERTIFIED** and are **NOT LEGAL FOR TRADE, however, CAT SCALE COMPANY GUARANTEES THESE WEIGHTS TO BE CORRECT.**

DATE: 8-18-2009

SCALE LOCATION: GEE-CEE'S TRUCKSTOP
I-5 AND EXIT 57
TOLEDO WA

STEER AXLE 32.5
DRIVE AXLE
TRAILER AXLE
TOTAL WEIGHT 40520

COMPANY CELORIE BROS TRACTOR # TRAILER #

WEIGHER'S SIGNATURE: Rachel Wallace FEE: 9.00 FULL WEIGH TICKET # (IF REWEIGH)
RACHEL WALLACE

ONLY CERTIFIED WEIGHTS APPEAR BELOW THIS LINE

CERTIFIED WEIGHTS (imprint seal)

GROSS
TARE
NET

WEIGH NUMBER 6051

WEIGHMASTER CERTIFICATE

This is to certify that the following described commodity was weighed, measured, or counted by a Weighmaster, whose signature is on this Certificate, who is a recognized authority of accuracy, as prescribed by State Law.

COMMODITY WEIGHED: FREIGHT ALL KINDS
REMARKS: copy is for
TRACTOR LICENSE # TRACTOR #
TRAILER LICENSE # TRAILER #
TRAILER LICENSE # TRAILER #

Company
Waste Management
Recovery / Transfer Facility
PO Box 188
Hoquiam WA 98532
(206) 578-4614

NAME OF WEIGHMASTER (print):
WEIGHMASTER SIGNATURE:

© CAT SCALE COMPANY 12/ (WA)

94526053
TICKET NUMBER

CAT SCALE

CERTIFIED AUTOMATED TRUCK SCALE

CAT SCALE COMPANY
P.O. BOX 630
WALCOTT, IA 52773
(563) 284-6263
www.catscale.com

916
94526053

THE CAT SCALE GUARANTEE

The CAT Scale Company **GUARANTEES** that our scales will give an accurate weight. What makes us different from other scale companies is that we back up our guarantee with cash.©

IF YOU SHOULD GET AN OVERWEIGHT FINE, YOU SHOULD DO THE FOLLOWING TO GET THE PROBLEM RESOLVED:

1) Post bond and request a court date.
2) Call CAT Scale Company direct 24 hours a day at 1-877-CAT-SCALE (toll free).
3) IMMEDIATELY send a copy of the citation, CAT Scale ticket, your name, company, address, and phone number to CAT Scale Company Attn: Operations Manager.

THANK YOU FOR WEIGHING ON CAT SCALE!

The four weights shown below are separate weights. The TOTAL WEIGHT was weighed on a full length platform scale. **AXLE WEIGHTS CAN NOT BE CERTIFIED** and are **NOT LEGAL FOR TRADE, however, CAT SCALE COMPANY GUARANTEES THESE WEIGHTS TO BE CORRECT.**

DATE: 8-18-2009

SCALE LOCATION: 278
GEE-CEE'S TRUCKSTOP
I-5 AND EXIT 57
TOLEDO WA

STEER AXLE	16980	LB 34.72 T
DRIVE AXLE	39060	LB
TRAILER AXLE	53940	LB
TOTAL WEIGHT	110000	LB
	40560	

COMPANY KISSLER TRACTOR # A TRAILER # A1

WEIGHER'S SIGNATURE: TIA WARD FEE: 9.00 FULL WEIGH TICKET # (IF REWEIGH)

ONLY CERTIFIED WEIGHTS APPEAR BELOW THIS LINE

CERTIFIED WEIGHTS
(imprint seal)
Integrated Management
Material Recovery / Transfer Facility
PO Box 188
Longview, WA 98632
(206) 578-4616

GROSS
TARE
NET

WEIGH NUMBER
6053

WEIGHMASTER CERTIFICATE

This is to certify that the following described commodity was weighed, measured, or counted by a Weighmaster, whose signature is on this Certificate, who is a recognized authority of accuracy, as prescribed by State Law.

COMMODITY WEIGHED: FREIGHT ALL KINDS
REMARKS:
TRACTOR LICENSE # 08504RP TRACTOR #
TRAILER LICENSE # TRAILER #
TRAILER LICENSE # TRAILER #

NAME OF WEIGHMASTER (print): TIA WARD
WEIGHMASTER SIGNATURE: TIA WARD

© CAT SCALE COMPANY* 12X (WA)

94526054
TICKET NUMBER

CAT SCALE

CERTIFIED AUTOMATED TRUCK SCALE

CAT SCALE COMPANY
P.O. BOX 630
WALCOTT, IA 52773
(563) 284-6263
www.catscale.com



THE CAT SCALE GUARANTEE

The CAT Scale Company **GUARANTEES** that our scales will give an accurate weight. What makes us different from other scale companies is that we back up our guarantee with cash.©

IF YOU SHOULD GET AN OVERWEIGHT FINE, YOU SHOULD DO THE FOLLOWING TO GET THE PROBLEM RESOLVED:

1) Post bond and request a court date.
2) Call CAT Scale Company direct 24 hours a day at 1-877-CAT-SCALE (toll free).
3) IMMEDIATELY send a copy of the citation, CAT Scale ticket, your name, company, address, and phone number to CAT Scale Company Attn: Operations Manager.

THANK YOU FOR WEIGHING ON CAT SCALE!

The four weights shown below are separate weights. The TOTAL WEIGHT was weighed on a full length platform scale. **AXLE WEIGHTS CAN NOT BE CERTIFIED** and are **NOT LEGAL FOR TRADE, however, CAT SCALE COMPANY GUARANTEES THESE WEIGHTS TO BE CORRECT.**

DATE: 8-18-2009

SCALE LOCATION: 278
GEE-CEE'S TRUCKSTOP
I-5 AND EXIT 57
TOLEDO WA

STEER AXLE	13960	LB
DRIVE AXLE	41040	LB
TRAILER AXLE	52480	LB
TOTAL WEIGHT	107920	LB

COMPANY KISSLER TRACTOR # 2 TRAILER #

WEIGHER'S SIGNATURE: TIA WARD FEE: 9.00 FULL WEIGH TICKET # (IF REWEIGH)

ONLY CERTIFIED WEIGHTS APPEAR BELOW THIS LINE

CERTIFIED WEIGHTS
(imprint seal)

GROSS
TARE
NET

WEIGH NUMBER
6054

WEIGHMASTER CERTIFICATE

This is to certify that the following described commodity was weighed, measured, or counted by a Weighmaster, whose signature is on this Certificate, who is a recognized authority of accuracy, as prescribed by State Law.

COMMODITY WEIGHED: FREIGHT ALL KINDS
REMARKS:
TRACTOR LICENSE # 07241RP TRACTOR #
TRAILER LICENSE # TRAILER #
TRAILER LICENSE # TRAILER #

NAME OF WEIGHMASTER (print): TIA WARD
WEIGHMASTER SIGNATURE: TIA WARD

Integrated Management Material Recovery / Transfer Facility PO Box 188 Longview, WA 98632 (206) 578-4616

© CAT SCALE COMPANY* 12X (WA)

TRUCK LOG SHEET

Ctrl #	DATE	TIME	CUSTOMER	HAULER, DRIVER & TRUCK#	GROSS/TARE WGT (LBS)	TICKET #	SYSTEM ID# (OFFICE USE ONLY)
2173	1055	8 18 09	Morton	Don Hines 608	105620 38000	94526055	
2174	8-18-09	1100	Morton	Don Hine 53	106120 39400	94526056	
2175	"	11:25	Schnitzer	Wilkins 08101	96580 40760	96580	
2176	8-18-09	11:57	Morton	Celorie Bros 23	107140 39540	6061	
2177	8-18-09	12:15	"	Watson Ron 26	106240 39780	6062	
2178	8/18/09	12:27	Morton	Mike Allen M1	105840 39160	6063	
2179	8/18/09	115	"	Celorie Biggie # 21	103660 40920	6064	
2180	8-18-09	120	"	" Mark 22	106140 39940	6065	
2181	8/18 09	155	Morton	Don Hines 608	104080 38000	94526069	
2182	8 18 09	223	Morton	Don Hine 53	103420 39400	94526071	
2183	8-19-09	5:57	Morton	Celorie 23	111680 39540	6075	
2184	8-19-09	600	"	" Mark 22	106840 39940	6082	
2185	8-19 09	600	"	" ~~Celorie~~ Biggie 21	102860 40920	6080	
2186	8-19-09	6:00	"	Watson Ron 26	105660 39780	6077	
2187	8/19/09	6:00	"	M. Allen M1	106,600 39160	6078	
2188	8/19/09	6:15	Rh	CRT Scott 1	79580 39840	2965	
2189	8/19/09	6:30	Glacier Rec	Rich 2	95560 50120		
2190	8-19-09	6:45	Rivergate	CRT Russ 3#	86500 39860	2966	
2191	8-19-09	7:10	Rivergate	WWM Craig #2	87400 40190	2967	
2192	8-19-09	7:30	Glacier Rec	Patrick 203	95560 50160		
2193	"	7:50	Schnitzer	Wilkins 08101	100800 40960	100800	
2194	8-19-09	9:45	Port of Olympia	Kissler Ed 8	108900 40560	6094	
2195	8/19/09	9:49	Port of Olympia	" Pat 7	106220 40320	6095	
2196	8/19/09	9:50	"	Celorie Biggie 21	109320 40520	6096	

* * * REMEMBER 25 MPH MAX SPEED THRU RESIDENTIAL AREAS * * *

TRUCK LOG SHEET

Ctrl #	DATE	TIME	CUSTOMER	HAULER, DRIVER & TRUCK#	GROSS/TARE WGT (LBS)	TICKET #	SYSTEM ID# (OFFICE USE ONLY)
2197	8-19-09	1007	Port of Oly	Gloria Monk 22	104640 39940	6101	
2198	8-19-09	1007	Port of Olympia	Celene 43	106850 39540	6097	
2199	8-19-09	10:21	Port of Olympia	Watson Ron 24	108300 40,180	6102	
2200	"	11:35	Schnitzer	Wilkins 0810	99520 40780		
2201	8-19-09	12:30	Schnitzer	WILKINS 97-81	96,600 40,020		
2202	8-19-09	1:00	GLACIER	PATRICK 203	85560 30,160	609914	
2203	8-20-09	6:05	Schnitzer	WILKINS 0899	96780 40740		
2204	8-20-09	6:15	Rock gate	Jett - CRT - 41	87580 - 41380	2992	
2205	8-20-09	6:25	Schnitzer	WILKINS 97-81	106,240 - 39,840		
2206	8-20-09	6:40	Rock-Gate	CRT Brian 44/BTS	87480 - 41520	2993	
2207	"	6:50	Schn. Fer	Wilkins 0810	98280 40500		
2208	8/20	0700	Riverbelt	CRT KB 43	95120 40960	24945	
2209	8-20-09	7:05	GLACIER	Patrick 203	94440 50160		
2210	8-20-09	7:07	Glacier	SF 201	100400 50160		
2211							
2212							
2213							
2214							
2215							
2216							
2217							
2218							
2219							
2220							

*** REMEMBER 25 MPH MAX SPEED THRU RESIDENTIAL AREAS ***

94526094
TICKET NUMBER

CERTIFIED AUTOMATED TRUCK SCALE

CAT SCALE COMPANY
P.O. BOX 630
WALCOTT, IA 52773
(563) 284-6263
www.catscale.com

845
94526094

THE CAT SCALE GUARANTEE

The CAT Scale Company **GUARANTEES** that our scales will give an accurate weight. What makes us different from other scale companies is that we back up our guarantee with cash.©

IF YOU SHOULD GET AN OVERWEIGHT FINE, YOU SHOULD DO THE FOLLOWING TO GET THE PROBLEM RESOLVED:

1) Post bond and request a court date.
2) Call CAT Scale Company direct 24 hours a day at 1-877-CAT-SCALE (toll free).
3) IMMEDIATELY send a copy of the citation, CAT Scale ticket, your name, company, address, and phone number to CAT Scale Company Attn: Operations Manager.

THANK YOU FOR WEIGHING ON CAT SCALE!

The four weights shown below are separate weights. The TOTAL WEIGHT was weighed on a full length platform scale. **AXLE WEIGHTS CAN NOT BE CERTIFIED** and are **NOT LEGAL FOR TRADE, however, CAT SCALE COMPANY GUARANTEES THESE WEIGHTS TO BE CORRECT.**

DATE: 8-19-2009

SCALE LOCATION: 278
GEE-CEE'S TRUCKSTOP
I-5 AND EXIT 57
TOLEDO WA

STEER AXLE	14260 lb 34.17T
DRIVE AXLE	43780 lb
TRAILER AXLE	50860 lb
TOTAL WEIGHT	108900 lb
	4056

COMPANY KISSLER TRACTOR # 8 TRAILER # 8T

WEIGHER'S SIGNATURE: Karen Sutherland FEE: 9.00 FULL WEIGH TICKET # _____ (IF REWEIGH)

ONLY CERTIFIED WEIGHTS APPEAR BELOW THIS LINE

Integrated Waste Management
Material Recovery / Transfer Facility
PO Box 189
Longview, WA 98632
(206) 578-4616

CERTIFIED WEIGHTS (imprint seal)

GROSS

TARE

NET

WEIGH NUMBER
6094

WEIGHMASTER CERTIFICATE

This is to certify that the following described commodity was weighed, measured, or counted by a Weighmaster, whose signature is on this Certificate, who is a recognized authority of accuracy, as prescribed by State Law.

COMMODITY WEIGHED: FREIGHT ALL KINDS
REMARKS: _____
TRACTOR LICENSE # 08504RP/WA TRACTOR # 8
TRAILER LICENSE # _____ TRAILER # _____
TRAILER LICENSE # _____ TRAILER # _____
NAME OF WEIGHMASTER (print): Karen Sutherland
WEIGHMASTER SIGNATURE: Karen Sutherland

© CAT SCALE COMPANY® 1201 (WA)

94526095
TICKET NUMBER

CERTIFIED AUTOMATED TRUCK SCALE

CAT SCALE COMPANY
P.O. BOX 630
WALCOTT, IA 52773
(563) 284-6263
www.catscale.com

851
94526095

THE CAT SCALE GUARANTEE

The CAT Scale Company **GUARANTEES** that our scales will give an accurate weight. What makes us different from other scale companies is that we back up our guarantee with cash.©

IF YOU SHOULD GET AN OVERWEIGHT FINE, YOU SHOULD DO THE FOLLOWING TO GET THE PROBLEM RESOLVED:

1) Post bond and request a court date.
2) Call CAT Scale Company direct 24 hours a day at 1-877-CAT-SCALE (toll free).
3) IMMEDIATELY send a copy of the citation, CAT Scale ticket, your name, company, address, and phone number to CAT Scale Company Attn: Operations Manager.

THANK YOU FOR WEIGHING ON CAT SCALE!

The four weights shown below are separate weights. The TOTAL WEIGHT was weighed on a full length platform scale. **AXLE WEIGHTS CAN NOT BE CERTIFIED** and are **NOT LEGAL FOR TRADE, however, CAT SCALE COMPANY GUARANTEES THESE WEIGHTS TO BE CORRECT.**

DATE: 8-19-2009

SCALE LOCATION: 278
GEE-CEE'S TRUCKSTOP
I-5 AND EXIT 57
TOLEDO WA

STEER AXLE	13640 lb
DRIVE AXLE	41840 lb
TRAILER AXLE	50740 lb
TOTAL WEIGHT	106220 lb
tare	40320

COMPANY KISSLER TRACTOR # 7 TRAILER # 7T

WEIGHER'S SIGNATURE: Karen Sutherland FEE: 9.00 FULL WEIGH TICKET # _____ (IF REWEIGH)

ONLY CERTIFIED WEIGHTS APPEAR BELOW THIS LINE

CERTIFIED WEIGHTS (imprint seal)

GROSS

TARE

NET

WEIGH NUMBER
6095

WEIGHMASTER CERTIFICATE

This is to certify that the following described commodity was weighed, measured, or counted by a Weighmaster, whose signature is on this Certificate, who is a recognized authority of accuracy, as prescribed by State Law.

COMMODITY WEIGHED: FREIGHT ALL KINDS
REMARKS: _____
TRACTOR LICENSE # 07241RP TRACTOR # 7 7T
TRAILER LICENSE # _____ TRAILER # _____
TRAILER LICENSE # _____ THAILER # _____
NAME OF WEIGHMASTER (print): Karen Sutherland
WEIGHMASTER SIGNATURE: Karen Sutherland

© CAT SCALE COMPANY® 1201 (WA)

94526096
TICKET NUMBER

CERTIFIED AUTOMATED TRUCK SCALE

CAT SCALE COMPANY
P.O. BOX 630
WALCOTT, IA 52773
(563) 284-6263
www.catscale.com

THE CAT SCALE GUARANTEE

The CAT Scale Company **GUARANTEES** that our scales will give an accurate weight. What makes us different from other scale companies is that we back up our guarantee with cash.©

IF YOU SHOULD GET AN OVERWEIGHT FINE, YOU SHOULD DO THE FOLLOWING TO GET THE PROBLEM RESOLVED:

1) Post bond and request a court date.
2) Call CAT Scale Company direct 24 hours a day at 1-877-CAT-SCALE (toll free).
3) IMMEDIATELY send a copy of the citation, CAT Scale ticket, your name, company, address, and phone number to CAT Scale Company Attn: Operations Manager.

THANK YOU FOR WEIGHING ON CAT SCALE!

The four weights shown below are separate weights. The TOTAL WEIGHT was weighed on a full length platform scale. **AXLE WEIGHTS CAN NOT BE CERTIFIED** and are **NOT LEGAL FOR TRADE, however, CAT SCALE COMPANY GUARANTEES THESE WEIGHTS TO BE CORRECT.**

DATE: 8-17-2009

SCALE LOCATION: 278
GEE-CEE'S TRUCKSTOP
I-5 AND EXIT 57
TOLEDO WA

STEER AXLE	23540	LB
DRIVE AXLE	34360	LB
TRAILER AXLE	51400	LB
TOTAL WEIGHT	109320	LB
	40520	

344 T

COMPANY CELORIS TRACTOR # 12 TRAILER # 2

WEIGHER'S SIGNATURE: KAREN SUTHERLAND FEE: 9.00 FULL WEIGH TICKET # (IF REWEIGH)

ONLY CERTIFIED WEIGHTS APPEAR BELOW THIS LINE

CERTIFIED WEIGHTS
(imprint seal)

GROSS

TARE

NET

WEIGH NUMBER
4094

WEIGHMASTER CERTIFICATE

This is to certify that the following described commodity was weighed, measured, or counted by a Weighmaster, whose signature is on this Certificate, who is a recognized authority of accuracy, as prescribed by State Law.

COMMODITY WEIGHED: FREIGHT ALL KINDS

REMARKS: Company

TRACTOR LICENSE # YAP4151 TRACTOR # 11

TRAILER LICENSE # TRAILER # 17

TRAILER LICENSE # TRAILER #

NAME OF WEIGHMASTER (print): KAREN SUTHERLAND

WEIGHMASTER SIGNATURE:

CAT SCALE COMPANY (WA)

94526101
TICKET NUMBER

CERTIFIED AUTOMATED TRUCK SCALE

CAT SCALE COMPANY
P.O. BOX 630
WALCOTT, IA 52773
(563) 284-6263
www.catscale.com

THE CAT SCALE GUARANTEE

The CAT Scale Company **GUARANTEES** that our scales will give an accurate weight. What makes us different from other scale companies is that we back up our guarantee with cash.©

IF YOU SHOULD GET AN OVERWEIGHT FINE, YOU SHOULD DO THE FOLLOWING TO GET THE PROBLEM RESOLVED:

1) Post bond and request a court date.
2) Call CAT Scale Company direct 24 hours a day at 1-877-CAT-SCALE (toll free).
3) IMMEDIATELY send a copy of the citation, CAT Scale ticket, your name, company, address, and phone number to CAT Scale Company Attn: Operations Manager.

THANK YOU FOR WEIGHING ON CAT SCALE!

The four weights shown below are separate weights. The TOTAL WEIGHT was weighed on a full length platform scale. **AXLE WEIGHTS CAN NOT BE CERTIFIED** and are **NOT LEGAL FOR TRADE, however, CAT SCALE COMPANY GUARANTEES THESE WEIGHTS TO BE CORRECT.**

DATE: 8-19-2009

SCALE LOCATION: 278
GEE-CEE'S TRUCKSTOP
I-5 AND EXIT 57
TOLEDO WA

STEER AXLE	23020 LB
DRIVE AXLE	31580 LB
TRAILER AXLE	50040 LB
TOTAL WEIGHT	104640 LB

39940

COMPANY CELORIE BROS TRACTOR # 22 TRAILER # 221

WEIGHER'S SIGNATURE: RACHEL WALLACE FEE: 9.00 FULL WEIGH TICKET # (IF REWEIGH)

ONLY CERTIFIED WEIGHTS APPEAR BELOW THIS LINE

CERTIFIED WEIGHTS (imprint seal)

GROSS

TARE

NET

WEIGH NUMBER
6101

WEIGHMASTER CERTIFICATE

This is to certify that the following described commodity was weighed, measured, or counted by a Weighmaster, whose signature is on this Certificate, who is a recognized authority of accuracy, as prescribed by State Law.

COMMODITY WEIGHED: FREIGHT ALL KINDS
REMARKS:
TRACTOR LICENSE # YA07887 TRACTOR #
TRAILER LICENSE # TRAILER #
TRAILER LICENSE # TRAILER #

NAME OF WEIGHMASTER (print):
WEIGHMASTER SIGNATURE:

© CAT SCALE COMPANY® 12/0 (WA)

94526097
TICKET NUMBER

CERTIFIED AUTOMATED TRUCK SCALE

CAT SCALE COMPANY
P.O. BOX 630
WALCOTT, IA 52773
(563) 284-6263
www.catscale.com

THE CAT SCALE GUARANTEE

The CAT Scale Company **GUARANTEES** that our scales will give an accurate weight. What makes us different from other scale companies is that we back up our guarantee with cash.©

IF YOU SHOULD GET AN OVERWEIGHT FINE, YOU SHOULD DO THE FOLLOWING TO GET THE PROBLEM RESOLVED:

1) Post bond and request a court date.
2) Call CAT Scale Company direct 24 hours a day at 1-877-CAT-SCALE (toll free).
3) IMMEDIATELY send a copy of the citation, CAT Scale ticket, your name, company, address, and phone number to CAT Scale Company Attn: Operations Manager.

THANK YOU FOR WEIGHING ON CAT SCALE!

The four weights shown below are separate weights. The TOTAL WEIGHT was weighed on a full length platform scale. **AXLE WEIGHTS CAN NOT BE CERTIFIED** and are **NOT LEGAL FOR TRADE, however, CAT SCALE COMPANY GUARANTEES THESE WEIGHTS TO BE CORRECT.**

DATE: 8-19-2009

SCALE LOCATION: 278
GEE-CEE'S TRUCKSTOP
I-5 AND EXIT 57
TOLEDO WA

STEER AXLE	23800 LB
DRIVE AXLE	34640 LB
TRAILER AXLE	48440 LB
TOTAL WEIGHT	106880 LB

39940

COMPANY CELORIE TRACTOR # 23 TRAILER #

WEIGHER'S SIGNATURE: RACHEL WALLACE FEE: 9.00 FULL WEIGH TICKET # (IF REWEIGH)

ONLY CERTIFIED WEIGHTS APPEAR BELOW THIS LINE

CERTIFIED WEIGHTS (imprint seal)

GROSS

TARE

NET

WEIGH NUMBER
6097

WEIGHMASTER CERTIFICATE

This is to certify that the following described commodity was weighed, measured, or counted by a Weighmaster, whose signature is on this Certificate, who is a recognized authority of accuracy, as prescribed by State Law.

COMMODITY WEIGHED: FREIGHT ALL KINDS
REMARKS:
TRACTOR LICENSE # TRACTOR #
TRAILER LICENSE # TRAILER #
TRAILER LICENSE # TRAILER #

NAME OF WEIGHMASTER (print):
WEIGHMASTER SIGNATURE:

© CAT SCALE COMPANY® 12/0 (WA)

S4526102
TICKET NUMBER

CERTIFIED
AUTOMATED
TRUCK
SCALE

CAT SCALE COMPANY
P.O. BOX 630
WALCOTT, IA 52773
(563) 284-6263
www.catscale.com

THE CAT SCALE GUARANTEE

The CAT Scale Company **GUARANTEES** that our scales will give an accurate weight. What makes us different from other scale companies is that we back up our guarantee with cash.©

IF YOU SHOULD GET AN OVERWEIGHT FINE, YOU SHOULD DO THE FOLLOWING TO GET THE PROBLEM RESOLVED:

1) Post bond and request a court date.
2) Call CAT Scale Company direct 24 hours a day at 1-877-CAT-SCALE (toll free).
3) IMMEDIATELY send a copy of the citation, CAT Scale ticket, your name, company, address, and phone number to CAT Scale Company Attn: Operations Manager.

THANK YOU FOR WEIGHING ON CAT SCALE!

The four weights shown below are separate weights. The TOTAL WEIGHT was weighed on a full length platform scale. **AXLE WEIGHTS CAN NOT BE CERTIFIED** and are **NOT LEGAL FOR TRADE, however, CAT SCALE COMPANY GUARANTEES THESE WEIGHTS TO BE CORRECT.**

DATE: 8-19-2009

SCALE LOCATION: 278
GEE-CEE'S TRUCKSTOP
I-5 AND EXIT 57
TOLEDO WA

STEER AXLE	16420 LB
DRIVE AXLE	41020 LB
TRAILER AXLE	50860 LB
TOTAL WEIGHT	108300 LB

T# 40180/ 6120/ 34.4 t

COMPANY CELORIE TRACTOR # 26 TRAILER # 24

WEIGHER'S SIGNATURE: Rachel Wallace FEE: 9.00 FULL WEIGH TICKET # (IF REWEIGH)

RACHEL WALLACE

ONLY CERTIFIED WEIGHTS APPEAR BELOW THIS LINE

CERTIFIED WEIGHTS
(imprint seal)

GROSS

TARE

NET

WEIGH NUMBER
6102

WEIGHMASTER CERTIFICATE

This is to certify that the following described commodity was weighed, measured, or counted by a Weighmaster, whose signature is on this Certificate, who is a recognized authority of accuracy, as prescribed by State Law.

COMMODITY WEIGHED: FREIGHT ALL KINDS
REMARKS:
TRACTOR LICENSE # YHRBC32,OR TRACTOR # 6
TRAILER LICENSE # 6 TRAILER # 6
TRAILER LICENSE # 6 TRAILER # 6

NAME OF WEIGHMASTER (print):
WEIGHMASTER SIGNATURE:

Company
Waste Management
Recovery / Transfer Facility
P8633
(360) 578-4616

©CAT SCALE COMPANY* 12/
(WA)

TRUCK LOG SHEET

Ctrl #	DATE	TIME	CUSTOMER	HAULER, DRIVER & TRUCK#	GROSS/TARE WGT (LBS)		TICKET #	SYSTEM ID# (OFFICE USE ONLY)
2293	8-27-09	6:00	Morton	Watson Ron #26	104140	39780	6311	
2294	"	6:10	Schnitzer	Wilkins 08/11	100400	40560	100400	
2295	8-27-09	6:25	Rivergate	CRT Russ 3#	87060	39860	0003	
2296	8-27-09	7:10	Glacier	Patrick 203	88020	50160		
2297	8/27/09	7:45	Morton	McAllen # M1	108,900	39,860	6336	
2298	8-27-09	8:16	Schnitzer	Wilkins 0899	101620	41220	101620	
2299	8/27/09	8:30	Schnitzer	Wilkins Stac L-17	96,640	45840	96640	
2300	8-27-09	8:40	Morton	Celorie 23	106000	39540	6339	
2301	8-27-09	9:00	"	Watson Ron 26	107720	39780	6340	
2302	8/27/09	1000	Port of Olympia	Celorie Biggie # 21	105720	40940	6343	
2303	8/27/09	10:07	Port of Oly	Moulden Mark #65	99,500	39,760	6344	
2304	8/27/09	10:16	Port of Oly	Moulden Don #45	105,100	39,180	6345	
2305	8/27/09	10:48	Morton	McAllen # M	106380	39,860	6349	
2306	8-27-09	11:55	Morton	Celorie 23	106840	39540	6353	
2307	8-27-09	12:00	"	Watson Ron 26	104020	39780	6354	
2308	8/27/09	2:00	Morton	McAllen M1	105480	39860	6365	
2309	8/27/09	2:13	Port of Oly	Celorie Bros Biggie 21	104440	40940	6366	
2310	8-28-09	5:57	Port of Oly	Moulden Mark #65	104,940	39,760	6367	
2311	8-28-09	6:03	Port of Oly	Moulden Don #45	104,840	39,180	6368	
2312	8 28 09	6:05	"	Celorie Biggie # 21	104060	40940	6376	
2313	8 28 09	7:47	RiverGate	CRT Brown 44/BTS	86840	41300	ABC 123	
2314	8-28-09	6:50	RiverGate	CRT Clark #2	86890	40690	282809	
2315	8-28-09	7:40	Glacier	Patrick 203	87260	50160		
2316	8-28-09	9:00	Port of Olyp	Moulden Joe #	105,060	38,040	6387	

* * * REMEMBER 25 MPH MAX SPEED THRU RESIDENTIAL AREAS * * *

94526343
TICKET NUMBER

CERTIFIED AUTOMATED TRUCK SCALE

CAT SCALE COMPANY
P.O. BOX 630
WALCOTT, IA 52773
(563) 284-6263
www.catscale.com

THE CAT SCALE GUARANTEE

The CAT Scale Company **GUARANTEES** that our scales will give an accurate weight. What makes us different from other scale companies is that we back up our guarantee with cash.©

IF YOU SHOULD GET AN OVERWEIGHT FINE, YOU SHOULD DO THE FOLLOWING TO GET THE PROBLEM RESOLVED:

1) Post bond and request a court date.
2) Call CAT Scale Company direct 24 hours a day at 1-877-CAT-SCALE (toll free).
3) IMMEDIATELY send a copy of the citation, CAT Scale ticket, your name, company, address, and phone number to CAT Scale Company Attn: Operations Manager.

THANK YOU FOR WEIGHING ON CAT SCALE!

The four weights shown below are separate weights. The TOTAL WEIGHT was weighed on a full length platform scale. **AXLE WEIGHTS CAN NOT BE CERTIFIED** and are **NOT LEGAL FOR TRADE, however, CAT SCALE COMPANY GUARANTEES THESE WEIGHTS TO BE CORRECT.**

DATE: 8-27-2009

SCALE LOCATION: 278
GEE-CEE'S TRUCKSTOP
I-5 AND EXIT 57
TOLEDO WA

STEER AXLE	22440	lb
DRIVE AXLE	33160	lb
TRAILER AXLE	50120	lb
TOTAL WEIGHT	105720	lb
	40940 Tare	

32.39 T

COMPANY CELORIE TRACTOR # 21 TRAILER # 21

WEIGHER'S SIGNATURE: KAREN SUTHERLAND FEE: 9.00 FULL WEIGH TICKET # (IF REWEIGH)

ONLY CERTIFIED WEIGHTS APPEAR BELOW THIS LINE

CERTIFIED WEIGHTS (imprint seal)

GROSS

TARE

NET

WEIGH NUMBER
6343

WEIGHMASTER CERTIFICATE

This is to certify that the following described commodity was weighed, measured, or counted by a Weighmaster, whose signature is on this Certificate, who is a recognized authority of accuracy, as prescribed by State Law.

COMMODITY WEIGHED: FREIGHT ALL KINDS
REMARKS:
TRACTOR LICENSE # [illegible] TRACTOR # 21
TRAILER LICENSE # TRAILER #
TRAILER LICENSE # TRAILER #
NAME OF WEIGHMASTER (print): [illegible]
WEIGHMASTER SIGNATURE:

[illegible] CAT SCALE COMPANY [illegible] 12/ (WA)

94526344
TICKET NUMBER

CERTIFIED AUTOMATED TRUCK SCALE

CAT SCALE COMPANY
P.O. BOX 630
WALCOTT, IA 52773
(563) 284-6263
www.catscale.com

THE CAT SCALE GUARANTEE

The CAT Scale Company **GUARANTEES** that our scales will give an accurate weight. What makes us different from other scale companies is that we back up our guarantee with cash.©

IF YOU SHOULD GET AN OVERWEIGHT FINE, YOU SHOULD DO THE FOLLOWING TO GET THE PROBLEM RESOLVED:

1) Post bond and request a court date.
2) Call CAT Scale Company direct 24 hours a day at 1-877-CAT-SCALE (toll free).
3) IMMEDIATELY send a copy of the citation, CAT Scale ticket, your name, company, address, and phone number to CAT Scale Company Attn: Operations Manager.

THANK YOU FOR WEIGHING ON CAT SCALE!

The four weights shown below are separate weights. The TOTAL WEIGHT was weighed on a full length platform scale. **AXLE WEIGHTS CAN NOT BE CERTIFIED** and are **NOT LEGAL FOR TRADE, however, CAT SCALE COMPANY GUARANTEES THESE WEIGHTS TO BE CORRECT.**

DATE: 8-27-2009

SCALE LOCATION: 278
GEE-CEE'S TRUCKSTOP
I-5 AND EXIT 57
TOLEDO WA

STEER AXLE	16780	lb
DRIVE AXLE	36940	lb
TRAILER AXLE	45780	lb
TOTAL WEIGHT	99500	lb
	39760 Tare	

COMPANY MOULDEN TRACTOR # 65 TRAILER # 165

WEIGHER'S SIGNATURE: KAREN SUTHERLAND FEE: 9.00 FULL WEIGH TICKET # (IF REWEIGH)

ONLY CERTIFIED WEIGHTS APPEAR BELOW THIS LINE

CERTIFIED WEIGHTS (imprint seal)
[illegible] Material Recovery / Transfer Facility
PO Box 188
Longview WA 98632
(206) 578-4616

GROSS

TARE

NET

WEIGH NUMBER
6344

WEIGHMASTER CERTIFICATE

This is to certify that the following described commodity was weighed, measured, or counted by a Weighmaster, whose signature is on this Certificate, who is a recognized authority of accuracy, as prescribed by State Law.

COMMODITY WEIGHED: FREIGHT ALL KINDS
REMARKS:
TRACTOR LICENSE # TRACTOR #
TRAILER LICENSE # TRAILER #
TRAILER LICENSE # TRAILER #
NAME OF WEIGHMASTER (print):
WEIGHMASTER SIGNATURE:

[illegible] CAT SCALE COMPANY [illegible] 12/ (WA)

94526345
TICKET NUMBER

CAT SCALE

CERTIFIED AUTOMATED TRUCK SCALE

CAT SCALE COMPANY
P.O. BOX 630
WALCOTT, IA 52773
(563) 284-6263
www.catscale.com

THE CAT SCALE GUARANTEE

The CAT Scale Company **GUARANTEES** that our scales will give an accurate weight. What makes us different from other scale companies is that we back up our guarantee with cash.©

IF YOU SHOULD GET AN OVERWEIGHT FINE, YOU SHOULD DO THE FOLLOWING TO GET THE PROBLEM RESOLVED:

1) Post bond and request a court date.
2) Call CAT Scale Company direct 24 hours a day at 1-877-CAT-SCALE (toll free).
3) IMMEDIATELY send a copy of the citation, CAT Scale ticket, your name, company, address, and phone number to CAT Scale Company Attn: Operations Manager.

THANK YOU FOR WEIGHING ON CAT SCALE!

The four weights shown below are separate weights. The TOTAL WEIGHT was weighed on a full length platform scale. **AXLE WEIGHTS CAN NOT BE CERTIFIED** and are **NOT LEGAL FOR TRADE, however, CAT SCALE COMPANY GUARANTEES THESE WEIGHTS TO BE CORRECT.**

DATE: 8-27-2009

SCALE LOCATION: 278
GEE-CEE'S TRUCKSTOP
I-5 AND EXIT 57
TOLEDO WA

STEER AXLE	22080 lb
DRIVE AXLE	33960 lb
TRAILER AXLE	49060 lb
TOTAL WEIGHT	105100 lb
	39180 Tare

COMPANY MOULDEN TRACTOR # 45 TRAILER # 145

WEIGHER'S SIGNATURE: TIA WARD FEE: 9.00 FULL WEIGH TICKET # (IF REWEIGH)

ONLY CERTIFIED WEIGHTS APPEAR BELOW THIS LINE

CERTIFIED WEIGHTS (imprint seal)

GROSS

TARE

NET

WEIGH NUMBER
6345

WEIGHMASTER CERTIFICATE

This is to certify that the following described commodity was weighed, measured, or counted by a Weighmaster, whose signature is on this Certificate, who is a recognized authority of accuracy, as prescribed by State Law.

COMMODITY WEIGHED: FREIGHT ALL KINDS
REMARKS:
TRACTOR LICENSE # TRACTOR #
TRAILER LICENSE # TRAILER #
TRAILER LICENSE # TRAILER #

NAME OF WEIGHMASTER (print):
WEIGHMASTER SIGNATURE:

© CAT SCALE COMPANY'S 12/ (WA)

94526366
TICKET NUMBER

CAT SCALE

CERTIFIED AUTOMATED TRUCK SCALE

CAT SCALE COMPANY
P.O. BOX 630
WALCOTT, IA 52773
(563) 284-6263
www.catscale.com

THE CAT SCALE GUARANTEE

The CAT Scale Company **GUARANTEES** that our scales will give an accurate weight. What makes us different from other scale companies is that we back up our guarantee with cash.©

IF YOU SHOULD GET AN OVERWEIGHT FINE, YOU SHOULD DO THE FOLLOWING TO GET THE PROBLEM RESOLVED:

1) Post bond and request a court date.
2) Call CAT Scale Company direct 24 hours a day at 1-877-CAT-SCALE (toll free).
3) IMMEDIATELY send a copy of the citation, CAT Scale ticket, your name, company, address, and phone number to CAT Scale Company Attn: Operations Manager.

THANK YOU FOR WEIGHING ON CAT SCALE!

The four weights shown below are separate weights. The TOTAL WEIGHT was weighed on a full length platform scale. **AXLE WEIGHTS CAN NOT BE CERTIFIED** and are **NOT LEGAL FOR TRADE, however, CAT SCALE COMPANY GUARANTEES THESE WEIGHTS TO BE CORRECT.**

DATE: 8-27-2009

SCALE LOCATION: 278
GEE-CEE'S TRUCKSTOP
I-5 AND EXIT 57
TOLEDO WA

STEER AXLE	23000 lb
DRIVE AXLE	32060 lb
TRAILER AXLE	49380 lb
TOTAL WEIGHT	104440 lb
	40940 Tare

31.75

COMPANY CELORIE BROS TRACTOR # 21 TRAILER # 211

WEIGHER'S SIGNATURE: RACHEL WALLACE FEE: 9.00 FULL WEIGH TICKET # (IF REWEIGH)

ONLY CERTIFIED WEIGHTS APPEAR BELOW THIS LINE

CERTIFIED WEIGHTS (imprint seal)

GROSS

TARE

NET

WEIGH NUMBER
6366

WEIGHMASTER CERTIFICATE

This is to certify that the following described commodity was weighed, measured, or counted by a Weighmaster, whose signature is on this Certificate, who is a recognized authority of accuracy, as prescribed by State Law.

COMMODITY WEIGHED: FREIGHT ALL KINDS
REMARKS:
TRACTOR LICENSE # TRACTOR #
TRAILER LICENSE # TRAILER #
TRAILER LICENSE # TRAILER #

NAME OF WEIGHMASTER (print): Rachel Wallace
WEIGHMASTER SIGNATURE:

© CAT SCALE COMPANY'S 12/ (WA)

TRUCK LOG SHEET

Ctrl #	DATE	TIME	CUSTOMER	HAULER, DRIVER & TRUCK#	GROSS/TARE WGT (LBS)		TICKET #	SYSTEM ID# (OFFICE USE ONLY)
2293	8-27-09	6:00	Morton	Watson Ron #26	104140	39780	6311	
2294	[illegible]	6:10	Schnitzer	Wilkins 08/11	100400	40560	100400	
2295	8-27-09	6:25	Rivergate	CRT Russ 3#	87060	39860	0003	
2296	8-27-09	[illegible]	Glacier	Patrick 203	88020	50160		
2297	8/27/09	7:45	Morton	McAllen #M1	[illegible]	39,860	6336	
2298	8-27-09	8:16	Schnitzer	Wilkins 0849	101620	41220	101620	
2299	8/27/09	8:30	Schnitzer	Wilkins Steve L-17	96,640	45840	96640	
2300	8-27-09	8:40	Morton	Celorie 23	106000	39540	6339	
2301	8-27-09	9:00	"	Watson Ron 26	107720	39780	6340	
2302	8/27/09	1000	Port of olympia	Celorie Biggie #21	105720	40940	6343	
2303	8/27/09	10:07	Port of Oly	Moulden Mark #65	99,500	39,760	6344	
2304	8/27/09	10:16	Port of Oly	Moulden Don #45	105,[illegible]	39,180	6345	
2305	8/27/09	10:48	Morton	McAllen #M	106380	39,860	6349	
2306	8-27-09	11:[illegible]	Morton	Celorie 23	106840	39[illegible]	6353	
2307	8-27-09	12:00	"	Watson Ron 26	104020	39780	6354	
2308	8/27/09	2:00	Morton	McAllen M1	105480	39,860	6365	
2309	8/27/09	2:13	Port of Oly	Celorie Bros Biggie 21	104440	40940	6366	
2310	8-28-09	5:57	Port of Oly	Moulden Mark #65	104,940	39,760	6367	
2311	8-28-09	6:02	Port of Oly	Moulden Don #45	104,840	39,180	6368	
2312	8-28-09	6:05	"	Celorie Biggie #21	104060	40940	6376	
2313	8-28-09	7:47	Rivergate	CRT Brian 44/BTS	[illegible]	41300	ABC 123	
2314	8-28-09	6:50	Rivergate	CRT Craig #2	86890	[illegible]690	[illegible]	
2315	8-28-09	7:40	Glacier	Patrick 203	84260	50160		
2316	8-28-09	9:00	Port of Olyp	Moulden Joe #75	105,060	38,040	6387	

* * * REMEMBER 25 MPH MAX SPEED THRU RESIDENTIAL AREAS * * *

TRUCK LOG SHEET

Ctrl #	DATE	TIME	CUSTOMER	HAULER, DRIVER & TRUCK#	GROSS/TARE WGT (LBS)	TICKET #	SYSTEM ID# (OFFICE USE ONLY)
2317	8/28/09	9:57	Port of Oly	Moulden Dan #45	106,180 39,180	6391	
2318	8/28/09	9:58	Port of Oly	Moulden Mark #65	107,400 39,760	6399	
2319	8/28/09	1:00	Port of Oly	Moulden Joe # 75	105,200 38,040	6398	
2320	8/28/09	100	Port of Oly	Stan Palmer Oliver #38	104080 41,840	6400	
2321	8-31-09	6:30	Rayonier, Gate	CRT - Soff - 41	86460 - 41040	002	
2322	8-31-09	6:35	Riverside	CRT Rich 43	85350 41020	83102	
2323	8-31-09	7:12	Riverside	CWM Craig 2	84320 44300	83102	83109-2
2324	8/31/09	7:30	RH	LRT Scott 1	85860 39560	1	
2325	8-31-09	7:45	Morton	Celoria 23	10760 39540	6403	
2326							
2327							
2328							
2329							
2330							
2331							
2332							
2333							
2334							
2335							
2336							
2337							
2338							
2339							
2340							

*** REMEMBER 25 MPH MAX SPEED THRU RESIDENTIAL AREAS ***

94526367

TICKET NUMBER

CERTIFIED AUTOMATED TRUCK SCALE

CAT SCALE COMPANY
P.O. BOX 630
WALCOTT, IA 52773
(563) 284-6263
www.catscale.com

THE CAT SCALE GUARANTEE

The CAT Scale Company **GUARANTEES** that our scales will give an accurate weight. What makes us different from other scale companies is that we back up our guarantee with cash.©

IF YOU SHOULD GET AN OVERWEIGHT FINE, YOU SHOULD DO THE FOLLOWING TO GET THE PROBLEM RESOLVED:

1) Post bond and request a court date.
2) Call CAT Scale Company direct 24 hours a day at 1-877-CAT-SCALE (toll free).
3) IMMEDIATELY send a copy of the citation, CAT Scale ticket, your name, company, address, and phone number to CAT Scale Company Attn: Operations Manager.

THANK YOU FOR WEIGHING ON CAT SCALE!

The four weights shown below are separate weights. The TOTAL WEIGHT was weighed on a full length platform scale. **AXLE WEIGHTS CAN NOT BE CERTIFIED** and are **NOT LEGAL FOR TRADE, however, CAT SCALE COMPANY GUARANTEES THESE WEIGHTS TO BE CORRECT.**

DATE: 8-27-2009

SCALE LOCATION: 278
GEE-CEE'S TRUCKSTOP
I-5 AND EXIT 57
TOLEDO WA

STEER AXLE	13760 lb
DRIVE AXLE	41240 lb
TRAILER AXLE	49940 lb
TOTAL WEIGHT	104940 lb
	29760

COMPANY MOULDEN TRACTOR # 65 TRAILER # 165

WEIGHER'S SIGNATURE: RACHEL WALLACE FEE: 9.00 FULL WEIGH TICKET # (IF REWEIGH)

ONLY CERTIFIED WEIGHTS APPEAR BELOW THIS LINE

CERTIFIED WEIGHTS (imprint seal)

GROSS

TARE

NET

WEIGH NUMBER 6367

WEIGHMASTER CERTIFICATE

This is to certify that the following described commodity was weighed, measured, or counted by a Weighmaster, whose signature is on this Certificate, who is a recognized authority of accuracy, as prescribed by State Law.

COMMODITY WEIGHED: FREIGHT ALL KINDS
REMARKS:
TRACTOR LICENSE # TRACTOR #
TRAILER LICENSE # TRAILER #
TRAILER LICENSE # TRAILER #

NAME OF WEIGHMASTER (print):
WEIGHMASTER SIGNATURE:

© CAT SCALE COMPANY® 12/08 (WA)

94526368

TICKET NUMBER

CERTIFIED AUTOMATED TRUCK SCALE

CAT SCALE COMPANY
P.O. BOX 630
WALCOTT, IA 52773
(563) 284-6263
www.catscale.com

1358
94526368

THE CAT SCALE GUARANTEE

The CAT Scale Company **GUARANTEES** that our scales will give an accurate weight. What makes us different from other scale companies is that we back up our guarantee with cash.©

IF YOU SHOULD GET AN OVERWEIGHT FINE, YOU SHOULD DO THE FOLLOWING TO GET THE PROBLEM RESOLVED:

1) Post bond and request a court date.
2) Call CAT Scale Company direct 24 hours a day at 1-877-CAT-SCALE (toll free).
3) IMMEDIATELY send a copy of the citation, CAT Scale ticket, your name, company, address, and phone number to CAT Scale Company Attn: Operations Manager.

THANK YOU FOR WEIGHING ON CAT SCALE!

The four weights shown below are separate weights. The TOTAL WEIGHT was weighed on a full length platform scale. **AXLE WEIGHTS CAN NOT BE CERTIFIED** and are **NOT LEGAL FOR TRADE, however, CAT SCALE COMPANY GUARANTEES THESE WEIGHTS TO BE CORRECT.**

DATE: 8-27-2009

SCALE LOCATION: 278
GEE-CEE'S TRUCKSTOP
I-5 AND EXIT 57
TOLEDO WA

STEER AXLE	22680 lb
DRIVE AXLE	33680 lb
TRAILER AXLE	48480 lb
TOTAL WEIGHT	104840 lb
	39180 Tare

COMPANY MOULDEN TRACTOR # 45 TRAILER # 145

WEIGHER'S SIGNATURE: TIA WARD FEE: 9.00 FULL WEIGH TICKET # (IF REWEIGH)

ONLY CERTIFIED WEIGHTS APPEAR BELOW THIS LINE

CERTIFIED WEIGHTS (imprint seal)

GROSS

TARE

NET

WEIGH NUMBER 6368

WEIGHMASTER CERTIFICATE

This is to certify that the following described commodity was weighed, measured, or counted by a Weighmaster, whose signature is on this Certificate, who is a recognized authority of accuracy, as prescribed by State Law.

COMMODITY WEIGHED: FREIGHT ALL KINDS
REMARKS: Weyerhaeuser Company, Integrated Waste Management, Material Recovery / Transfer Facility, PO Box 188, Longview, WA 98632, (206) 578-4616
TRACTOR LICENSE # TRACTOR #
TRAILER LICENSE # TRAILER #
TRAILER LICENSE # TRAILER #

NAME OF WEIGHMASTER (print):
WEIGHMASTER SIGNATURE:

© CAT SCALE COMPANY® 12/08

94526376
TICKET NUMBER

CERTIFIED AUTOMATED TRUCK SCALE

CAT SCALE COMPANY
P.O. BOX 630
WALCOTT, IA 52773
(563) 284-6263
www.catscale.com

THE CAT SCALE GUARANTEE

The CAT Scale Company **GUARANTEES** that our scales will give an accurate weight. What makes us different from other scale companies is that we back up our guarantee with cash.©

IF YOU SHOULD GET AN OVERWEIGHT FINE, YOU SHOULD DO THE FOLLOWING TO GET THE PROBLEM RESOLVED:

1) Post bond and request a court date.
2) Call CAT Scale Company direct 24 hours a day at 1-877-CAT-SCALE (toll free).
3) IMMEDIATELY send a copy of the citation, CAT Scale ticket, your name, company, address, and phone number to CAT Scale Company Attn: Operations Manager.

THANK YOU FOR WEIGHING ON CAT SCALE!

The four weights shown below are separate weights. The TOTAL WEIGHT was weighed on a full length platform scale. **AXLE WEIGHTS CAN NOT BE CERTIFIED** and are **NOT LEGAL FOR TRADE, however, CAT SCALE COMPANY GUARANTEES THESE WEIGHTS TO BE CORRECT.**

DATE: 8-27-2009

SCALE LOCATION: 278
GEE-CEE'S TRUCKSTOP
I-5 AND EXIT 57
TOLEDO WA

STEER AXLE	16180 lb
DRIVE AXLE	37660 lb
TRAILER AXLE	50220 lb
TOTAL WEIGHT	104060 lb

31.56 T

40940 Tare

COMPANY CELORIE TRACTOR # 21 TRAILER # 21T

WEIGHER'S SIGNATURE: MARCIA FRIEND FEE: 9.00 FULL WEIGH TICKET # (IF REWEIGH)

ONLY CERTIFIED WEIGHTS APPEAR BELOW THIS LINE

CERTIFIED WEIGHTS (imprint seal)

GROSS

TARE

NET

WEIGH NUMBER
6376

WEIGHMASTER CERTIFICATE

This is to certify that the following described commodity was weighed, measured, or counted by a Weighmaster, whose signature is on this Certificate, who is a recognized authority of accuracy, as prescribed by State Law.

COMMODITY WEIGHED: FREIGHT ALL KINDS
REMARKS:
TRACTOR LICENSE # TRACTOR #
TRAILER LICENSE # TRAILER #
TRAILER LICENSE # TRAILER #
NAME OF WEIGHMASTER (print):
WEIGHMASTER SIGNATURE:

©CAT SCALE COMPANY* 12 (WA)

94526387
TICKET NUMBER

CERTIFIED AUTOMATED TRUCK SCALE

CAT SCALE COMPANY
P.O. BOX 630
WALCOTT, IA 52773
(563) 284-6263
www.catscale.com

THE CAT SCALE GUARANTEE

The CAT Scale Company **GUARANTEES** that our scales will give an accurate weight. What makes us different from other scale companies is that we back up our guarantee with cash.©

IF YOU SHOULD GET AN OVERWEIGHT FINE, YOU SHOULD DO THE FOLLOWING TO GET THE PROBLEM RESOLVED:

1) Post bond and request a court date.
2) Call CAT Scale Company direct 24 hours a day at 1-877-CAT-SCALE (toll free).
3) IMMEDIATELY send a copy of the citation, CAT Scale ticket, your name, company, address, and phone number to CAT Scale Company Attn: Operations Manager.

THANK YOU FOR WEIGHING ON CAT SCALE!

The four weights shown below are separate weights. The TOTAL WEIGHT was weighed on a full length platform scale. **AXLE WEIGHTS CAN NOT BE CERTIFIED** and are **NOT LEGAL FOR TRADE, however, CAT SCALE COMPANY GUARANTEES THESE WEIGHTS TO BE CORRECT.**

DATE: 8-28-2009

SCALE LOCATION: 278
GEE-CEE'S TRUCKSTOP
I-5 AND EXIT 57
TOLEDO WA

STEER AXLE	15260 lb
DRIVE AXLE	42280 lb
TRAILER AXLE	47520 lb
TOTAL WEIGHT	105060 lb

38040 Tare

COMPANY MOULBEN TRACTOR # 75 TRAILER # 135

WEIGHER'S SIGNATURE: KAREN SUTHERLAND FEE: 9.00 FULL WEIGH TICKET # (IF REWEIGH)

ONLY CERTIFIED WEIGHTS APPEAR BELOW THIS LINE

CERTIFIED WEIGHTS (imprint seal)

GROSS

TARE

NET

WEIGH NUMBER
6387

WEIGHMASTER CERTIFICATE

This is to certify that the following described commodity was weighed, measured, or counted by a Weighmaster, whose signature is on this Certificate, who is a recognized authority of accuracy, as prescribed by State Law.

COMMODITY WEIGHED: FREIGHT ALL KINDS
REMARKS:
TRACTOR LICENSE # TRACTOR #
TRAILER LICENSE # TRAILER #
TRAILER LICENSE # TRAILER #
NAME OF WEIGHMASTER (print):
WEIGHMASTER SIGNATURE:

©CAT SCALE COMPANY* 12(

94526391

TICKET NUMBER

CAT SCALE

CERTIFIED AUTOMATED TRUCK SCALE

CAT SCALE COMPANY
P.O. BOX 630
WALCOTT, IA 52773
(563) 284-6263
www.catscale.com

921

94526391

THE CAT SCALE GUARANTEE

The CAT Scale Company **GUARANTEES** that our scales will give an accurate weight. What makes us different from other scale companies is that we back up our guarantee with cash.©

IF YOU SHOULD GET AN OVERWEIGHT FINE, YOU SHOULD DO THE FOLLOWING TO GET THE PROBLEM RESOLVED:

1) Post bond and request a court date.
2) Call CAT Scale Company direct 24 hours a day at 1-877-CAT-SCALE (toll free).
3) IMMEDIATELY send a copy of the citation, CAT Scale ticket, your name, company, address, and phone number to CAT Scale Company Attn: Operations Manager.

THANK YOU FOR WEIGHING ON CAT SCALE!

The four weights shown below are separate weights. The TOTAL WEIGHT was weighed on a full length platform scale. **AXLE WEIGHTS CAN NOT BE CERTIFIED** and are **NOT LEGAL FOR TRADE, however, CAT SCALE COMPANY GUARANTEES THESE WEIGHTS TO BE CORRECT.**

DATE: 8-28-2009

SCALE LOCATION: 278
GEE-CEE'S TRUCKSTOP
I-5 AND EXIT 57
TOLEDO WA

STEER AXLE	22900 lb
DRIVE AXLE	34120 lb
TRAILER AXLE	49160 lb
TOTAL WEIGHT	106180 lb
	39180 Tare

COMPANY MOULDEN TRACTOR # 45 TRAILER # 145

WEIGHER'S SIGNATURE: MARCIA FRIEND FEE: 9.00 FULL WEIGH TICKET # (IF REWEIGH)

ONLY CERTIFIED WEIGHTS APPEAR BELOW THIS LINE

CERTIFIED WEIGHTS (imprint seal)

GROSS

TARE

NET

WEIGH NUMBER 6391

WEIGHMASTER CERTIFICATE

This is to certify that the following described commodity was weighed, measured, or counted by a Weighmaster, whose signature is on this Certificate, who is a recognized authority of accuracy, as prescribed by State Law.

COMMODITY WEIGHED: FREIGHT ALL KINDS

REMARKS:

TRACTOR LICENSE # TRACTOR #

TRAILER LICENSE # TRAILER #

TRAILER LICENSE # TRAILER #

NAME OF WEIGHMASTER (print):

WEIGHMASTER SIGNATURE:

© CAT SCALE COMPANY 120 (WA)

94526389

TICKET NUMBER

CAT SCALE

CERTIFIED AUTOMATED TRUCK SCALE

CAT SCALE COMPANY
P.O. BOX 630
WALCOTT, IA 52773
(563) 284-6263
www.catscale.com

THE CAT SCALE GUARANTEE

The CAT Scale Company **GUARANTEES** that our scales will give an accurate weight. What makes us different from other scale companies is that we back up our guarantee with cash.©

IF YOU SHOULD GET AN OVERWEIGHT FINE, YOU SHOULD DO THE FOLLOWING TO GET THE PROBLEM RESOLVED:

1) Post bond and request a court date.
2) Call CAT Scale Company direct 24 hours a day at 1-877-CAT-SCALE (toll free).
3) IMMEDIATELY send a copy of the citation, CAT Scale ticket, your name, company, address, and phone number to CAT Scale Company Attn: Operations Manager.

THANK YOU FOR WEIGHING ON CAT SCALE!

The four weights shown below are separate weights. The TOTAL WEIGHT was weighed on a full length platform scale. **AXLE WEIGHTS CAN NOT BE CERTIFIED** and are **NOT LEGAL FOR TRADE, however, CAT SCALE COMPANY GUARANTEES THESE WEIGHTS TO BE CORRECT.**

DATE: 8-28-2009

SCALE LOCATION: 278
GEE-CEE'S TRUCKSTOP
I-5 AND EXIT 57
TOLEDO WA

STEER AXLE	14180 lb
DRIVE AXLE	41500 lb
TRAILER AXLE	51740 lb
TOTAL WEIGHT	107400 lb
	39,760 33.82T

COMPANY MOULDEN TRACTOR # 65 TRAILER # 165

WEIGHER'S SIGNATURE: PEGGY ACEEN FEE: 9.00 FULL WEIGH TICKET # (IF REWEIGH)

ONLY CERTIFIED WEIGHTS APPEAR BELOW THIS LINE

CERTIFIED WEIGHTS (imprint seal)

GROSS

TARE

NET

WEIGH NUMBER 6389

WEIGHMASTER CERTIFICATE

This is to certify that the following described commodity was weighed, measured, or counted by a Weighmaster, whose signature is on this Certificate, who is a recognized authority of accuracy, as prescribed by State Law.

COMMODITY WEIGHED: FREIGHT ALL KINDS

REMARKS:

TRACTOR LICENSE # TRACTOR #

TRAILER LICENSE # TRAILER #

TRAILER LICENSE # TRAILER #

NAME OF WEIGHMASTER (print):

WEIGHMASTER SIGNATURE:

© CAT SCALE COMPANY 120 (WA)

94526398

TICKET NUMBER

CAT SCALE

CERTIFIED AUTOMATED TRUCK SCALE

CAT SCALE COMPANY
P.O. BOX 630
WALCOTT, IA 52773
(563) 284-6263
www.catscale.com

THE CAT SCALE GUARANTEE

The CAT Scale Company **GUARANTEES** that our scales will give an accurate weight. What makes us different from other scale companies is that we back up our guarantee with cash.©

IF YOU SHOULD GET AN OVERWEIGHT FINE, YOU SHOULD DO THE FOLLOWING TO GET THE PROBLEM RESOLVED:

1) Post bond and request a court date.
2) Call CAT Scale Company direct 24 hours a day at 1-877-CAT-SCALE (toll free).
3) IMMEDIATELY send a copy of the citation, CAT Scale ticket, your name, company, address, and phone number to CAT Scale Company Attn: Operations Manager.

THANK YOU FOR WEIGHING ON CAT SCALE!

The four weights shown below are separate weights. The TOTAL WEIGHT was weighed on a full length platform scale. **AXLE WEIGHTS CAN NOT BE CERTIFIED** and are **NOT LEGAL FOR TRADE, however, CAT SCALE COMPANY GUARANTEES THESE WEIGHTS TO BE CORRECT.**

DATE: 8-28-2009

SCALE LOCATION: 278 GEE-CEE'S TRUCKSTOP I-5 AND EXIT 57 TOLEDO WA

STEER AXLE	16120 lb
DRIVE AXLE	39960 lb
TRAILER AXLE	49120 lb
TOTAL WEIGHT	105200 lb

38040 Tare

1218
94526398 COMPANY MOULDEN TRACTOR # 75 TRAILER # 135

WEIGHER'S SIGNATURE: MARCIA FRIEND FEE: 9.00 FULL WEIGH TICKET # (IF REWEIGH)

ONLY CERTIFIED WEIGHTS APPEAR BELOW THIS LINE

CERTIFIED WEIGHTS (imprint seal)

GROSS 105,200
TARE 38,040
NET 67,160

WEIGH NUMBER 6398 33.58 tons

WEIGHMASTER CERTIFICATE

This is to certify that the following described commodity was weighed, measured, or counted by a Weighmaster, whose signature is on this Certificate, who is a recognized authority of accuracy, as prescribed by State Law.

COMMODITY WEIGHED: FREIGHT ALL KINDS
REMARKS:
TRACTOR LICENSE # TRACTOR #
TRAILER LICENSE # TRAILER #
TRAILER LICENSE # TRAILER #

NAME OF WEIGHMASTER (print):
WEIGHMASTER SIGNATURE:

© CAT SCALE COMPANY® 12/0 (WA)

94526400

TICKET NUMBER

CAT SCALE

CERTIFIED AUTOMATED TRUCK SCALE

CAT SCALE COMPANY
P.O. BOX 630
WALCOTT, IA 52773
(563) 284-6263
www.catscale.com

THE CAT SCALE GUARANTEE

The CAT Scale Company **GUARANTEES** that our scales will give an accurate weight. What makes us different from other scale companies is that we back up our guarantee with cash.©

IF YOU SHOULD GET AN OVERWEIGHT FINE, YOU SHOULD DO THE FOLLOWING TO GET THE PROBLEM RESOLVED:

1) Post bond and request a court date.
2) Call CAT Scale Company direct 24 hours a day at 1-877-CAT-SCALE (toll free).
3) IMMEDIATELY send a copy of the citation, CAT Scale ticket, your name, company, address, and phone number to CAT Scale Company Attn: Operations Manager.

THANK YOU FOR WEIGHING ON CAT SCALE!

The four weights shown below are separate weights. The TOTAL WEIGHT was weighed on a full length platform scale. **AXLE WEIGHTS CAN NOT BE CERTIFIED** and are **NOT LEGAL FOR TRADE, however, CAT SCALE COMPANY GUARANTEES THESE WEIGHTS TO BE CORRECT.**

DATE: 8-28-2009

SCALE LOCATION: 278 GEE-CEE'S TRUCKSTOP I-5 AND EXIT 57 TOLEDO WA

STEER AXLE	15840 lb
DRIVE AXLE	40620 lb
TRAILER AXLE	47620 lb
TOTAL WEIGHT	104080 lb

41840 Tare

1224
94526400 COMPANY PALMER TRACTOR # 38 TRAILER # 39

WEIGHER'S SIGNATURE: PEGGY ALLEN FEE: 9.00 FULL WEIGH TICKET # (IF REWEIGH)

ONLY CERTIFIED WEIGHTS APPEAR BELOW THIS LINE

CERTIFIED WEIGHTS (imprint seal)

GROSS 104,080
TARE 41,840
NET 62,240

WEIGH NUMBER 6400

WEIGHMASTER CERTIFICATE

This is to certify that the following described commodity was weighed, measured, or counted by a Weighmaster, whose signature is on this Certificate, who is a recognized authority of accuracy, as prescribed by State Law.

COMMODITY WEIGHED: FREIGHT ALL KINDS
REMARKS:
TRACTOR LICENSE # TRACTOR #
TRAILER LICENSE # TRAILER #
TRAILER LICENSE # TRAILER #

NAME OF WEIGHMASTER (print):
WEIGHMASTER SIGNATURE:

© CAT SCALE COMPANY® 12/0 (WA)

TRUCK LOG SHEET

Ctrl #	DATE	TIME	CUSTOMER	HAULER, DRIVER & TRUCK#	GROSS/TARE WGT (LBS)	TICKET #	SYSTEM ID# (OFFICE USE ONLY)
2317	8/28/09	9:57	Port of Oly	Moulden Don #45	106,180 39,180	6391	
2318	8/28/09	9:58	Port of Oly	Moulden Mack #65	107,400 39,760	6389	
2319	8/28/09	1:00	Port of Oly	Moulden Joe # 75	105,200 38,040	6398	
2320	8/28/09	100	Port of Oly	Stan Palmer Oliver # 38	104080 41,840	6400	
2321	8-31-09	6:30	Rivergate	CRT - Jeff - 41	86420 - 41040	002	
2322	8-31-09	6:35	Rivergate	CRT Kelly 43	88350 41020	83102	
2323	8-31-09	7:12	Rivergate	CWM Craig 2	84320 40020	83109-2	
2324	8/31/09	7:20	RG	CAT Scott 1	85860 39560	1	
2325	8-31-09	7:45	Morton	Celorie 23	107120 39540	6423	
2326	8-31-09	8:00	Morton	Adams 101	97640 38000	6424	
2327	8/31/09	8:22	Morton	M. Allen M1	104400 38880	6425	
2328	8/31/09	8:45	Port of Oly	Moulden Joe 75	107740 38360	6426	
2329	8/31/09	8:57	Port of Oly	Moulden Don #45	105,460 39360	6427	
2330	8/31/09	9:15	Port of Oly	STAN PALMER CJ #35	106,840 41,000	6428	
2331	8-31-09	9:15	Port of Oly	Stan Palmer Steve #67	104080 41,440	6429	
2332	8-31-09	9:30	Port of Oly	Celorie #11 Miche	103360 - 40,320	6431	
2333	8-31-09	10:50	Morton	Celorie 23	107160 39540	6435	
2334	8-31-09	11:15	Morton	Adams 101	96560 37820	6437	
2335	8/31/09	11:36	Morton	M. Allen M1	107,420 38880	6439	
2336	8/31/09	12:45	Port of Oly	Moulden Joe 75	107,040 38,360	6442	
2337	8/31/09	12:50	Port of Oly	Moulden Don #45	105,260 39,360	6444	
2338	8/31/09	1:05	Port of Olympia	Celoric #11 Mike	105,660 40320	6445	
2339	8-31-09	1:35	Port of Oly	Palmer #62 Steve	102480 41440	6447	
2340	8/31/09	1:35	Port of Oly	palmer 35 CJ	102,920 41,000	6446	

*** * * REMEMBER 25 MPH MAX SPEED THRU RESIDENTIAL AREAS * * ***

94526426

TICKET NUMBER

CERTIFIED AUTOMATED TRUCK SCALE

CAT SCALE COMPANY
P.O. BOX 630
WALCOTT, IA 52773
(563) 284-6263
www.catscale.com

[redacted]

THE CAT SCALE GUARANTEE

The CAT Scale Company **GUARANTEES** that our scales will give an accurate weight. What makes us different from other scale companies is that we back up our guarantee with cash.©

IF YOU SHOULD GET AN OVERWEIGHT FINE, YOU SHOULD DO THE FOLLOWING TO GET THE PROBLEM RESOLVED:

1) Post bond and request a court date.
2) Call CAT Scale Company direct 24 hours a day at 1-877-CAT-SCALE (toll free).
3) IMMEDIATELY send a copy of the citation, CAT Scale ticket, your name, company, address, and phone number to CAT Scale Company Attn: Operations Manager.

THANK YOU FOR WEIGHING ON CAT SCALE

The four weights shown below are separate weights. The TOTAL WEIGHT was weighed on a full length platform scale. **AXLE WEIGHTS CAN NOT BE CERTIFIED** and are **NOT LEGAL FOR TRADE, however, CAT SCALE COMPANY GUARANTEES THESE WEIGHTS TO BE CORRECT.**

DATE: 8-31-2009

SCALE LOCATION: 278
GEE-CEE'S TRUCKSTOP
I-5 AND EXIT 57
TOLEDO WA

STEER AXLE	17580 lb
DRIVE AXLE	41280 lb
TRAILER AXLE	48880 lb
TOTAL WEIGHT	107740 lb
	38360 Tare

COMPANY MOULDEN TRACTOR # 75 TRAILER # 135

WEIGHER'S SIGNATURE: PEGGY ALLEN FEE: 9.00 FULL WEIGH TICKET # _____ (IF REWEIGH)

ONLY CERTIFIED WEIGHTS APPEAR BELOW THIS LINE

CERTIFIED WEIGHTS (imprint seal)

GROSS 107740

TARE 38360

NET 69380

WEIGH NUMBER 6426

WEIGHMASTER CERTIFICATE

This is to certify that the following described commodity was weighed, measured, or counted by a Weighmaster, whose signature is on this Certificate, who is a recognized authority of accuracy, as prescribed by State Law.

Material Recovery / Transfer Facility
PO Box 188
Longview, WA 98632

COMMODITY WEIGHED: FREIGHT ALL KINDS

REMARKS: _____

TRACTOR LICENSE # _____ TRACTOR # _____

TRAILER LICENSE # _____ TRAILER # _____

TRAILER LICENSE # _____ TRAILER # _____

NAME OF WEIGHMASTER (print): _____

WEIGHMASTER SIGNATURE: _____

©CAT SCALE COMPANY 12/ (WA)

94526427

TICKET NUMBER

CERTIFIED AUTOMATED TRUCK SCALE

CAT SCALE COMPANY
P.O. BOX 630
WALCOTT, IA 52773
(563) 284-6263
www.catscale.com

826
94526427

THE CAT SCALE GUARANTEE

The CAT Scale Company **GUARANTEES** that our scales will give an accurate weight. What makes us different from other scale companies is that we back up our guarantee with cash.©

IF YOU SHOULD GET AN OVERWEIGHT FINE, YOU SHOULD DO THE FOLLOWING TO GET THE PROBLEM RESOLVED:

1) Post bond and request a court date.
2) Call CAT Scale Company direct 24 hours a day at 1-877-CAT-SCALE (toll free).
3) IMMEDIATELY send a copy of the citation, CAT Scale ticket, your name, company, address, and phone number to CAT Scale Company Attn: Operations Manager.

THANK YOU FOR WEIGHING ON CAT SCALE!

The four weights shown below are separate weights. The TOTAL WEIGHT was weighed on a full length platform scale. **AXLE WEIGHTS CAN NOT BE CERTIFIED** and are **NOT LEGAL FOR TRADE, however, CAT SCALE COMPANY GUARANTEES THESE WEIGHTS TO BE CORRECT.**

DATE: 8-31-2009

SCALE LOCATION: 278
GEE-CEE'S TRUCKSTOP
I-5 AND EXIT 57
TOLEDO WA

STEER AXLE	24760 lb
DRIVE AXLE	31540 lb
TRAILER AXLE	49160 lb
TOTAL WEIGHT	105460 lb
	39360 Tare

COMPANY MOULDEN INC TRACTOR # 45 TRAILER # 145

WEIGHER'S SIGNATURE: RACHEL WALLACE FEE: 9.00 FULL WEIGH TICKET # _____ (IF REWEIGH)

ONLY CERTIFIED WEIGHTS APPEAR BELOW THIS LINE

CERTIFIED WEIGHTS (imprint seal)

GROSS

TARE

NET

WEIGH NUMBER 6427

WEIGHMASTER CERTIFICATE

This is to certify that the following described commodity was weighed, measured, or counted by a Weighmaster, whose signature is on this Certificate, who is a recognized authority of accuracy, as prescribed by State Law.

Material Recovery / Transfer Facility
PO Box 188
Longview, WA 98632
(206) 578-4616

COMMODITY WEIGHED: FREIGHT ALL KINDS

REMARKS: _____

TRACTOR LICENSE # _____ TRACTOR # _____

TRAILER LICENSE # _____ TRAILER # _____

TRAILER LICENSE # _____ TRAILER # _____

NAME OF WEIGHMASTER (print): _____

WEIGHMASTER SIGNATURE: _____

©CAT SCALE COMPANY 12/ (WA)

94526428
TICKET NUMBER

CAT SCALE

THE CAT SCALE GUARANTEE

The CAT Scale Company **GUARANTEES** that our scales will give an accurate weight. What makes us different from other scale companies is that we back up our guarantee with cash.©

IF YOU SHOULD GET AN OVERWEIGHT FINE, YOU SHOULD DO THE FOLLOWING TO GET THE PROBLEM RESOLVED:

1) Post bond and request a court date.
2) Call CAT Scale Company direct 24 hours a day at 1-877-CAT-SCALE (toll free).
3) IMMEDIATELY send a copy of the citation, CAT Scale ticket, your name, company, address, and phone number to CAT Scale Company Attn: Operations Manager.

THANK YOU FOR WEIGHING ON CAT SCALE!

The four weights shown below are separate weights. The TOTAL WEIGHT was weighed on a full length platform scale. **AXLE WEIGHTS CAN NOT BE CERTIFIED** and are **NOT LEGAL FOR TRADE, however, CAT SCALE COMPANY GUARANTEES THESE WEIGHTS TO BE CORRECT.**

CERTIFIED AUTOMATED TRUCK SCALE

CAT SCALE COMPANY
P.O. BOX 630
WALCOTT, IA 52773
(563) 284-6263
www.catscale.com

838
94526428

DATE: 8-31-2009

278

SCALE LOCATION: GEE-CEE'S TRUCKSTOP
I-5 AND EXIT 57
TOLEDO WA

STEER AXLE	15660 lb
DRIVE AXLE	40060 lb
TRAILER AXLE	50920 lb
TOTAL WEIGHT	106640 lb

41000 Tare

Weyerhaeuser Company
Integrated Waste Management
Material Recovery / Transfer Facility
PO Box 188
Longview, WA 98632
(206) 578-4616

COMPANY STANPALMER TRACTOR # 35 TRAILER # 02-046

WEIGHER'S SIGNATURE: Rachel Wallace FEE: 9.00 FULL WEIGH TICKET # _____ (IF REWEIGH)

RACHEL WALLACE

ONLY CERTIFIED WEIGHTS APPEAR BELOW THIS LINE

CERTIFIED WEIGHTS
(imprint seal)

GROSS

TARE

NET

WEIGH NUMBER
6428

WEIGHMASTER CERTIFICATE

This is to certify that the following described commodity was weighed, measured, or counted by a Weighmaster, whose signature is on this Certificate, who is a recognized authority of accuracy, as prescribed by State Law.

COMMODITY WEIGHED: FREIGHT ALL KINDS

REMARKS:

TRACTOR LICENSE # _____ TRACTOR # Ø

TRAILER LICENSE # Ø 85894 7F TRAILER # Ø

TRAILER LICENSE # Ø 3097 MC TRAILER # Ø

NAME OF WEIGHMASTER (print): Rachel Wallace

WEIGHMASTER SIGNATURE: Rachel Wallace

©CAT SCALE COMPANY 12/ (WA)

94526429
TICKET NUMBER

CAT SCALE

THE CAT SCALE GUARANTEE

The CAT Scale Company **GUARANTEES** that our scales will give an accurate weight. What makes us different from other scale companies is that we back up our guarantee with cash.©

IF YOU SHOULD GET AN OVERWEIGHT FINE, YOU SHOULD DO THE FOLLOWING TO GET THE PROBLEM RESOLVED:

1) Post bond and request a court date.
2) Call CAT Scale Company direct 24 hours a day at 1-877-CAT-SCALE (toll free).
3) IMMEDIATELY send a copy of the citation, CAT Scale ticket, your name, company, address, and phone number to CAT Scale Company Attn: Operations Manager.

THANK YOU FOR WEIGHING ON CAT SCALE!

The four weights shown below are separate weights. The TOTAL WEIGHT was weighed on a full length platform scale. **AXLE WEIGHTS CAN NOT BE CERTIFIED** and are **NOT LEGAL FOR TRADE, however, CAT SCALE COMPANY GUARANTEES THESE WEIGHTS TO BE CORRECT.**

CERTIFIED AUTOMATED TRUCK SCALE

CAT SCALE COMPANY
P.O. BOX 630
WALCOTT, IA 52773
(563) 284-6263
www.catscale.com

840
94526429

DATE: 8-31-2009

278

SCALE LOCATION: GEE-CEE'S TRUCKSTOP
I-5 AND EXIT 57
TOLEDO WA

STEER AXLE	17600 lb
DRIVE AXLE	36180 lb
TRAILER AXLE	50300 lb
TOTAL WEIGHT	104080 lb

41440 Tare

COMPANY STANPALMER TRACTOR # 62 TRAILER # 62

WEIGHER'S SIGNATURE: Rachel Wallace FEE: 9.00 FULL WEIGH TICKET # _____ (IF REWEIGH)

RACHEL WALLACE

ONLY CERTIFIED WEIGHTS APPEAR BELOW THIS LINE

CERTIFIED WEIGHTS
(imprint seal)

GROSS

TARE

NET

WEIGH NUMBER
6429

WEIGHMASTER CERTIFICATE

This is to certify that the following described commodity was weighed, measured, or counted by a Weighmaster, whose signature is on this Certificate, who is a recognized authority of accuracy, as prescribed by State Law.

COMMODITY WEIGHED: FREIGHT ALL KINDS

REMARKS:

TRACTOR LICENSE # 800847 P TRACTOR # Ø

TRAILER LICENSE # Ø 4244 TRAILER # Ø

TRAILER LICENSE # Ø TRAILER # Ø

NAME OF WEIGHMASTER (print): Rachel Wallace

WEIGHMASTER SIGNATURE: Rachel Wallace

©CAT SCALE COMPANY 12/ (WA)

94526431
TICKET NUMBER

CERTIFIED AUTOMATED TRUCK SCALE

CAT SCALE COMPANY
P.O. BOX 630
WALCOTT, IA 52773
(563) 284-6263
www.catscale.com

900
94526431

THE CAT SCALE GUARANTEE

The CAT Scale Company **GUARANTEES** that our scales will give an accurate weight. What makes us different from other scale companies is that we back up our guarantee with cash.©

IF YOU SHOULD GET AN OVERWEIGHT FINE, YOU SHOULD DO THE FOLLOWING TO GET THE PROBLEM RESOLVED:

1) Post bond and request a court date.
2) Call CAT Scale Company direct 24 hours a day at 1-877-CAT-SCALE (toll free).
3) IMMEDIATELY send a copy of the citation, CAT Scale ticket, your name, company, address, and phone number to CAT Scale Company Attn: Operations Manager.

THANK YOU FOR WEIGHING ON CAT SCALES

The four weights shown below are separate weights. The TOTAL WEIGHT was weighed on a full length platform scale. **AXLE WEIGHTS CAN NOT BE CERTIFIED** and are **NOT LEGAL FOR TRADE, however, CAT SCALE COMPANY GUARANTEES THESE WEIGHTS TO BE CORRECT.**

DATE: 8-31-2009

SCALE LOCATION: 278 GEE-CEE'S TRUCKSTOP I-5 AND EXIT 57 TOLEDO WA

STEER AXLE	23360 lb
DRIVE AXLE	31960 lb
TRAILER AXLE	48040 lb
TOTAL WEIGHT	103360 lb

COMPANY CELORIE TRACTOR # 11 TRAILER # 11T

WEIGHER'S SIGNATURE: Peggy Allen PEGGY ALLEN FEE: 9.00 FULL WEIGH TICKET # (IF REWEIGH)

ONLY CERTIFIED WEIGHTS APPEAR BELOW THIS LINE

CERTIFIED WEIGHTS (imprint seal)

GROSS

TARE

NET

WEIGH NUMBER 6431

WEIGHMASTER CERTIFICATE

This is to certify that the following described commodity was weighed, measured, or counted by a Weighmaster, whose signature is on this Certificate, who is a recognized authority of accuracy, as prescribed by State Law.

Integrated Waste Management
Material Recovery / Transfer Facility
PO Box 188
Longview, WA 98632
(360) 577-4616

COMMODITY WEIGHED: FREIGHT ALL KINDS

REMARKS:

TRACTOR LICENSE # YAEC168 (OR) TRACTOR # 11

TRAILER LICENSE # TRAILER # 11T

TRAILER LICENSE # TRAILER #

NAME OF WEIGHMASTER (print): Peggy Allen

WEIGHMASTER SIGNATURE: Peggy Allen

© CAT SCALE COMPANY 12/ (WA)

94526442
TICKET NUMBER

CERTIFIED AUTOMATED TRUCK SCALE

CAT SCALE COMPANY
P.O. BOX 630
WALCOTT, IA 52773
(563) 284-6263
www.catscale.com

1209
94526442

THE CAT SCALE GUARANTEE

The CAT Scale Company **GUARANTEES** that our scales will give an accurate weight. What makes us different from other scale companies is that we back up our guarantee with cash.©

IF YOU SHOULD GET AN OVERWEIGHT FINE, YOU SHOULD DO THE FOLLOWING TO GET THE PROBLEM RESOLVED:

1) Post bond and request a court date.
2) Call CAT Scale Company direct 24 hours a day at 1-877-CAT-SCALE (toll free).
3) IMMEDIATELY send a copy of the citation, CAT Scale ticket, your name, company, address, and phone number to CAT Scale Company Attn: Operations Manager.

THANK YOU FOR WEIGHING ON CAT SCALES

The four weights shown below are separate weights. The TOTAL WEIGHT was weighed on a full length platform scale. **AXLE WEIGHTS CAN NOT BE CERTIFIED** and are **NOT LEGAL FOR TRADE, however, CAT SCALE COMPANY GUARANTEES THESE WEIGHTS TO BE CORRECT.**

DATE: 8-31-2009

SCALE LOCATION: 278 GEE-CEE'S TRUCKSTOP I-5 AND EXIT 57 TOLEDO WA

STEER AXLE	17460 lb
DRIVE AXLE	40660 lb
TRAILER AXLE	48920 lb
TOTAL WEIGHT	107040 lb

38360 Tare

COMPANY MOULDEN TRACTOR # 75 TRAILER # 135

WEIGHER'S SIGNATURE: PEGGY ALLEN FEE: 9.00 FULL WEIGH TICKET # (IF REWEIGH)

ONLY CERTIFIED WEIGHTS APPEAR BELOW THIS LINE

CERTIFIED WEIGHTS (imprint seal)

GROSS 107,040

TARE 38,360

NET 68,680

WEIGH NUMBER 6442

34.34 Ton

WEIGHMASTER CERTIFICATE

This is to certify that the following described commodity was weighed, measured, or counted by a Weighmaster, whose signature is on this Certificate, who is a recognized authority of accuracy, as prescribed by State Law.

Integrated Waste Management
Material Recovery / Transfer Facility
PO Box 188
Longview, WA 98632
(360) 577-4616

COMMODITY WEIGHED: FREIGHT ALL KINDS

REMARKS:

TRACTOR LICENSE # TRACTOR #

TRAILER LICENSE # TRAILER #

TRAILER LICENSE # TRAILER #

NAME OF WEIGHMASTER (print):

WEIGHMASTER SIGNATURE:

© CAT SCALE COMPANY 12/ (WA)

94526444
TICKET NUMBER

CERTIFIED AUTOMATED TRUCK SCALE

CAT SCALE COMPANY
P.O. BOX 630
WALCOTT, IA 52773
(563) 284-6263
www.catscale.com

THE CAT SCALE GUARANTEE

The CAT Scale Company **GUARANTEES** that our scales will give an accurate weight. What makes us different from other scale companies is that we back up our guarantee with cash.©

IF YOU SHOULD GET AN OVERWEIGHT FINE, YOU SHOULD DO THE FOLLOWING TO GET THE PROBLEM RESOLVED:

1) Post bond and request a court date.
2) Call CAT Scale Company direct 24 hours a day at 1-877-CAT-SCALE (toll free).
3) IMMEDIATELY send a copy of the citation, CAT Scale ticket, your name, company, address, and phone number to CAT Scale Company Attn: Operations Manager.

THANK YOU FOR WEIGHING ON CAT SCALE!

The four weights shown below are separate weights. The TOTAL WEIGHT was weighed on a full length platform scale. **AXLE WEIGHTS CAN NOT BE CERTIFIED** and are **NOT LEGAL FOR TRADE, however, CAT SCALE COMPANY GUARANTEES THESE WEIGHTS TO BE CORRECT.**

DATE: 8-31-2009

SCALE LOCATION: 278
GEE-CEE'S TRUCKSTOP
I-5 AND EXIT 57
TOLEDO WA

STEER AXLE	23760 lb
DRIVE AXLE	31800 lb
TRAILER AXLE	49500 lb
TOTAL WEIGHT	105260 lb
	39360 Tare

COMPANY MOULDEN TRACTOR # 45 TRAILER # 145

WEIGHER'S SIGNATURE: Tia Ward FEE: 9.00 FULL WEIGH TICKET # _____ (IF REWEIGH)
TIA WARD

ONLY CERTIFIED WEIGHTS APPEAR BELOW THIS LINE

CERTIFIED WEIGHTS (imprint seal)

GROSS

TARE

NET

WEIGH NUMBER
6444

WEIGHMASTER CERTIFICATE

This is to certify that the following described commodity was weighed, measured, or counted by a Weighmaster, whose signature is on this Certificate, who is a recognized authority of accuracy, as prescribed by State Law.

COMMODITY WEIGHED: FREIGHT ALL KINDS
REMARKS: _____
TRACTOR LICENSE # _____ TRACTOR # _____
TRAILER LICENSE # _____ TRAILER # _____
TRAILER LICENSE # _____ TRAILER # _____

NAME OF WEIGHMASTER (print): _____
WEIGHMASTER SIGNATURE: _____

© CAT SCALE COMPANY® 12/ (WA)

94526445
TICKET NUMBER

CERTIFIED AUTOMATED TRUCK SCALE

CAT SCALE COMPANY
P.O. BOX 630
WALCOTT, IA 52773
(563) 284-6263
www.catscale.com

1224
94526445

THE CAT SCALE GUARANTEE

The CAT Scale Company **GUARANTEES** that our scales will give an accurate weight. What makes us different from other scale companies is that we back up our guarantee with cash.©

IF YOU SHOULD GET AN OVERWEIGHT FINE, YOU SHOULD DO THE FOLLOWING TO GET THE PROBLEM RESOLVED:

1) Post bond and request a court date.
2) Call CAT Scale Company direct 24 hours a day at 1-877-CAT-SCALE (toll free).
3) IMMEDIATELY send a copy of the citation, CAT Scale ticket, your name, company, address, and phone number to CAT Scale Company Attn: Operations Manager.

THANK YOU FOR WEIGHING ON CAT SCALE!

The four weights shown below are separate weights. The TOTAL WEIGHT was weighed on a full length platform scale. **AXLE WEIGHTS CAN NOT BE CERTIFIED** and are **NOT LEGAL FOR TRADE, however, CAT SCALE COMPANY GUARANTEES THESE WEIGHTS TO BE CORRECT.**

DATE: 8-31-2009

SCALE LOCATION: 278
GEE-CEE'S TRUCKSTOP
I-5 AND EXIT 57
TOLEDO WA

STEER AXLE	22100 lb
DRIVE AXLE	34340 lb
TRAILER AXLE	49220 lb
TOTAL WEIGHT	105660 lb
	40320 Tare

COMPANY CELORIP TRACTOR # 11 TRAILER # 11T

WEIGHER'S SIGNATURE: _____ FEE: 1.00 FULL WEIGH TICKET # 94526431 (IF REWEIGH)
PEGGY ALLEN

ONLY CERTIFIED WEIGHTS APPEAR BELOW THIS LINE

CERTIFIED WEIGHTS (imprint seal)

GROSS

TARE

NET

WEIGH NUMBER
6431

WEIGHMASTER CERTIFICATE

This is to certify that the following described commodity was weighed, measured, or counted by a Weighmaster, whose signature is on this Certificate, who is a recognized authority of accuracy, as prescribed by State Law.

COMMODITY WEIGHED: FREIGHT ALL KINDS
REMARKS: _____
TRACTOR LICENSE # YARC658 TRACTOR # _____
TRAILER LICENSE # _____ TRAILER # _____
TRAILER LICENSE # _____ TRAILER # _____

NAME OF WEIGHMASTER (print): Tia Ward
WEIGHMASTER SIGNATURE: Tia Ward

© CAT SCALE COMPANY® 12/ (WA)

94526447
TICKET NUMBER

CERTIFIED AUTOMATED TRUCK SCALE

CAT SCALE COMPANY
P.O. BOX 630
WALCOTT, IA 52773
(563) 284-6263
www.catscale.com

THE CAT SCALE GUARANTEE

The CAT Scale Company **GUARANTEES** that our scales will give an accurate weight. What makes us different from other scale companies is that we back up our guarantee with cash.©

IF YOU SHOULD GET AN OVERWEIGHT FINE, YOU SHOULD DO THE FOLLOWING TO GET THE PROBLEM RESOLVED:

1) Post bond and request a court date.
2) Call CAT Scale Company direct 24 hours a day at 1-877-CAT-SCALE (toll free).
3) IMMEDIATELY send a copy of the citation, CAT Scale ticket, your name, company, address, and phone number to CAT Scale Company Attn: Operations Manager.

THANK YOU FOR WEIGHING ON CAT SCALE!

The four weights shown below are separate weights. The TOTAL WEIGHT was weighed on a full length platform scale. **AXLE WEIGHTS CAN NOT BE CERTIFIED** and are **NOT LEGAL FOR TRADE, however, CAT SCALE COMPANY GUARANTEES THESE WEIGHTS TO BE CORRECT.**

DATE: 8-31-2009

SCALE LOCATION: 278
GEE-CEE'S TRUCKSTOP
I-5 AND EXIT 57
TOLEDO WA

STEER AXLE	16700 lb
DRIVE AXLE	37860 lb
TRAILER AXLE	47920 lb
TOTAL WEIGHT	102480 lb
	41440 Tare

Weyerhaeuser Company
Integrated Waste Management
Material Recovery / Transfer Facility
PO Box 188
Longview, WA 98632
(206) 578-4414

COMPANY STANPALMER TRACTOR # 62 TRAILER # 52

WEIGHER'S SIGNATURE: PEGGY ALLEN FEE: 9.00 FULL WEIGH TICKET # _____ (IF REWEIGH)

ONLY CERTIFIED WEIGHTS APPEAR BELOW THIS LINE

CERTIFIED WEIGHTS (imprint seal)

GROSS

TARE

NET

WEIGH NUMBER
6427

WEIGHMASTER CERTIFICATE

This is to certify that the following described commodity was weighed, measured, or counted by a Weighmaster, whose signature is on this Certificate, who is a recognized authority of accuracy, as prescribed by State Law.

COMMODITY WEIGHED: FREIGHT ALL KINDS
REMARKS: _____
TRACTOR LICENSE # _____ TRACTOR # _____
TRAILER LICENSE # _____ TRAILER # _____
TRAILER LICENSE # _____ TRAILER # _____

NAME OF WEIGHMASTER (print): _____
WEIGHMASTER SIGNATURE: _____

©CAT SCALE COMPANY 12/0 (WA)

94526446
TICKET NUMBER

CERTIFIED AUTOMATED TRUCK SCALE

CAT SCALE COMPANY
P.O. BOX 630
WALCOTT, IA 52773
(563) 284-6263
www.catscale.com

THE CAT SCALE GUARANTEE

The CAT Scale Company **GUARANTEES** that our scales will give an accurate weight. What makes us different from other scale companies is that we back up our guarantee with cash.©

IF YOU SHOULD GET AN OVERWEIGHT FINE, YOU SHOULD DO THE FOLLOWING TO GET THE PROBLEM RESOLVED:

1) Post bond and request a court date.
2) Call CAT Scale Company direct 24 hours a day at 1-877-CAT-SCALE (toll free).
3) IMMEDIATELY send a copy of the citation, CAT Scale ticket, your name, company, address, and phone number to CAT Scale Company Attn: Operations Manager.

THANK YOU FOR WEIGHING ON CAT SCALE!

The four weights shown below are separate weights. The TOTAL WEIGHT was weighed on a full length platform scale. **AXLE WEIGHTS CAN NOT BE CERTIFIED** and are **NOT LEGAL FOR TRAOE, however, CAT SCALE COMPANY GUARANTEES THESE WEIGHTS TO BE CORRECT.**

DATE: 8-31-2009

SCALE LOCATION: 278
GEE-CEE'S TRUCKSTOP
I-5 AND EXIT 57
TOLEDO WA

STEER AXLE	15440 lb
DRIVE AXLE	40200 lb
TRAILER AXLE	47280 lb
TOTAL WEIGHT	102920 lb
	41000 Tare

Weyerhaeuser Company
Integrated Waste Management
Material Recovery / Transfer Facility
PO Box 188
Longview, WA 98632
(206) 578-4414

COMPANY STANPALMER TRACTOR # 35 TRAILER # 02-046

WEIGHER'S SIGNATURE: PEGGY ALLEN FEE: 1.00 FULL WEIGH TICKET # 94526428 (IF REWEIGH)

ONLY CERTIFIED WEIGHTS APPEAR BELOW THIS LINE

CERTIFIED WEIGHTS (imprint seal)

GROSS

TARE

NET

WEIGH NUMBER
6428

WEIGHMASTER CERTIFICATE

This is to certify that the following described commodity was weighed, measured, or counted by a Weighmaster, whose signature is on this Certificate, who is a recognized authority of accuracy, as prescribed by State Law.

COMMODITY WEIGHED: FREIGHT ALL KINDS
REMARKS: _____
TRACTOR LICENSE # B05477 TRACTOR # _____
TRAILER LICENSE # 3097-MC TRAILER # _____
TRAILER LICENSE # _____ TRAILER # _____

NAME OF WEIGHMASTER (print): _____
WEIGHMASTER SIGNATURE: _____

©CAT SCALE COMPANY® 12/0 (WA)

LOAD SUMMARY
Removal of Contaminated Soils

EAST BAY			GEE-CEE'S TRUCKSTOP					WEYERHAEUSER		
DATE DEPARTURE	TIME OF DEPARTURE	HAULER, DRIVER, TRUCK#	DATE	GROSS WGT (LBS)	TARE WGT (LBS)	NET WGT (LBS)	TICKET #	DATE ARRIVAL	TIME OF ARRIVAL	Load Count
9/11/2009	7:05 AM	Moulden - Don - #45	9/11/2009	110480	39440	71,040	94526724	9/11/2009	8:42 AM	164
9/11/2009	7:10 AM	Moulden - Jason - #55	9/11/2009	98300	36760	61,540	94526725	9/11/2009	8:45 AM	165
9/11/2009	7:20 AM	Celorie - #23	9/11/2009	111500	39540	71,960	94526727	9/11/2009	9:07 AM	166
9/11/2009	7:50 AM	Stan Palmer - #61	9/11/2009	72240	42040	30,200	94526731	9/11/2009	9:40 AM	167
9/11/2009	8:30 AM	Celorie - Mark - #22	9/11/2009	104820	39940	64,880	94526736	9/11/2009	10:27 AM	168
9/11/2009	8:30 AM	Celorie - Biggie - #21	9/11/2009	106260	40940	65,320	94526737	9/11/2009	10:27 AM	169
9/11/2009	11:15 AM	Moulden - Jason - #55	9/11/2009	100440	37620	62,820	94526746	9/11/2009	12:50 PM	170
9/11/2009	11:15 AM	Moulden - Don - #45	9/11/2009	107940	39440	68,500	94526745	9/11/2009	12:50 PM	171
9/11/2009	11:30 AM	Celorie - #23	9/11/2009	109180	39540	69,640	94526747	9/11/2009	1:05 PM	172
9/11/2009	1:20 PM	Stan Palmer - #61	9/11/2009	86460	42040	44,420	94526751	9/11/2009	2:50 PM	173
9/14/2009	7:30 AM	Stan Palmer - #61	9/14/2009	67880	42040	25,840	94526783	9/14/2009	9:15 AM	174
9/14/2009	7:40 AM	Celorie - #23	9/14/2009	107540	39540	68,000	94526784	9/14/2009	9:30 AM	175
9/14/2009	7:55 AM	Celorie - Mark - #22	9/14/2009	106020	39940	66,080	94526789	9/14/2009	9:48 AM	176
9/14/2009	8:10 AM	Watson - Ron - #26	9/14/2009	105240	40080	65,160	94526790	9/14/2009	9:55 AM	177
9/14/2009	11:40 AM	Celorie - #23	9/14/2009	104860	39540	65,320	94526799	9/14/2009	1:30 PM	178
9/14/2009	11:50 AM	Celorie - Mark - #22	9/14/2009	105760	39940	65,820	94526800	9/14/2009	1:40 PM	179
9/14/2009	12:00 PM	Watson - Ron - #26	9/14/2009	106340	40080	66,260	94413202	9/14/2009	1:50 PM	180
9/14/2009	3:00 PM	Celorie - #23	9/14/2009	107580	39540	68,040	94413213	9/15/2009	6:00 AM	181
9/14/2009	3:10 PM	Watson - Ron - #26	9/14/2009	105060	40080	64,980	94413215	9/15/2009	6:00 AM	182
9/14/2009	3:20 PM	Celorie - Mark - #22	9/14/2009	103500	39940	63,560	94413214	9/15/2009	6:00 AM	183
9/15/2009	8:05 AM	Celorie - #23	9/15/2009	107360	39540	67,820	94413238	9/15/2009	10:00 AM	184
9/15/2009	8:15 AM	Celorie - Mark - #22	9/15/2009	106500	39940	66,560	94413239	9/15/2009	10:05 AM	185
9/15/2009	8:25 AM	Watson - Ron - #26	9/15/2009	104500	40080	64,420	94413240	9/15/2009	10:07 AM	186
9/15/2009	11:45 AM	Celorie - #23	9/15/2009	106300	39540	66,760	94413261	9/15/2009	1:18 PM	187
9/15/2009	11:55 AM	Celorie - Mark - #22	9/15/2009	108500	39940	68,560	94413263	9/15/2009	1:28 PM	188

DATE DEPARTURE	TIME OF DEPARTURE	HAULER, DRIVER, TRUCK#	DATE	GROSS WGT (LBS)	TARE WGT (LBS)	NET WGT (LBS)	TICKET #	DATE ARRIVAL	TIME OF ARRIVAL	Load Count
9/15/2009	12:10 PM	Watson - Ron - #26	9/15/2009	103600	40080	63,520	94413264	9/15/2009	1:34 PM	189
9/15/2009	3:15 PM	Celorie - #23	9/15/2009	107100	39540	67,560	94413270	9/16/2009	6:00 AM	190
9/15/2009	3:25 PM	Celorie - Mark - #22	9/15/2009	104120	39940	64,180	94413272	9/16/2009	6:00 AM	191
9/15/2009	3:35 PM	Watson - Ron - #26	9/15/2009	105340	40080	65,260	94413271	9/16/2009	6:00 AM	192
9/24/2009	7:05 AM	Stan Palmer - #35	9/24/2009	105720	41000	64,720	94413544	9/24/2009	9:00 AM	193
9/24/2009	10:20 AM	Stan Palmer - #35	9/24/2009	105180	41000	64,180	94413555	9/24/2009	12:20 PM	194
9/25/2009	7:05 AM	Stan Palmer - #35	9/25/2009	106480	41000	65,480	94413575	9/25/2009	8:45 AM	195
9/25/2009	11:00 AM	Stan Palmer - #35	9/25/2009	105040	41000	64,040	94413580	9/25/2009	12:40 PM	196
9/28/2009	7:30 AM	Stan Palmer - #35	9/28/2009	105500	41000	64,500	94413613	9/28/2009	9:55 AM	197
9/29/2009	11:45 AM	Stan Palmer - #35	9/29/2009	103500	41000	62,500	94413695	9/29/2009	1:30 PM	198
9/29/2009	11:55 AM	Stan Palmer - #62	9/29/2009	103440	41400	62,040	94413694	9/29/2009	1:30 PM	199
9/29/2009	12:05 PM	Stan Palmer - #33	9/29/2009	78840	38200	40,640	94413693	9/29/2009	1:30 PM	200
9/29/2009	12:15 PM	Stan Palmer - #61	9/29/2009	87440	43040	44,400	94413697	9/29/2009	1:30 PM	201
				Total Load Count:		**201**	**Monthly Total (TONS)**		**1,178.3**	
							Total Net Weight (LBS):		**13,043,080**	
							Total Net Weight (TONS):		**6,521.5**	

Note: When the date the soil was removed from the East Bay site and the date the load was weighed and delivered differ, the drivers are staying the night in a motel between Olympia and Toledo.

I certify that the above log is accurate according to the best of my knowledge:_____

TRUCK LOG SHEET

Ctrl #	DATE	TIME	CUSTOMER	HAULER, DRIVER & TRUCK#	GROSS/TARE WGT (LBS)	TICKET #	SYSTEM ID# (OFFICE USE ONLY)
~~2437~~	~~9-10-09~~	11:00	Schutzar	Wilkins 08105	94020 40950	94020	
2438	9-11-09	5:45	GLACIER	Patrick 203	93220 50160	611454	
2439	9-11-09	6:12	Schnitzer	WILKINS 0899	95220 40640	95220	
2440	9-11-09	6:10	11	" " 08105	95600 40800	95600	
2441	9-11-09	6:30	River Gate	CRT-Jett TRK 41	88500 41080	5148	
2442	9-11-09	6:30	ACTIVE	ADAR 7 7T	97700 40440	6720	
2443	9-11-09	6:30	11	" 15 15T	102,400 38,640	6721	
2444	9-11-09	6:30	11	" 16-16T	105700 38420	6722	
2445	9-11-09	6:38	Rivergate	CRT Barry 44/ BT-5	88760 41340	5149	
2446	9/11/09	6:50	Schnitzer	Williams 08101	99060 40540	99060	
2447	9-11-09	7:25	RIVERGATE	WWM 2 Craig	88440 39920	5151	
2448	9-11-09	08:00	Rivergate	CRT 42 Kat	88360 40800	5150	
2449	9/11/09	8:42	Port of Oly	Moulden #45	110480 39,440	6724	
2450	9/11/09	8:45	Port of Oly	MOULDEN 55	99300 36760	6725	
2451	9-11-09	9:07	Port of Oly.	Celorie 23	111500 39540	6727	
2452	9-11-09	9:40	PORT OF OLY. HTH	~~STAPLMER~~ #61	72240 42040	6731	
2453	~~9-11-09~~	~~10:15~~	Active	ADAR 7-7T	100680 40440	6735	
2454	9-11-09	10:18	11	" 15-15T	97,580 33,640	6735	
2455	9-11-09	10:20	Active	" 16-16T	99,200 38420	6734	
2456	9-11-09	1027	Port of Oly	Celorie Mark 22	104820 39940	6736	
2457	9-11-09	1027	11	" Biggie 21	102260 40940	6737	
2458	~~9-11-09~~	~~11:30~~	~~Schnitzer~~	~~Williams 08101~~	~~97620 40760~~	97080	
2459	9/11/09	11:50	GLACIER	Patrick 201	99520 94660	611453	
460	9/11/09	12:50	~~MOULDING~~ Port Oly	MOULDEN IN JASONS	39620 100440	6746	

*** REMEMBER 25 MPH MAX SPEED THRU RESIDENTIAL AREAS ***

TRUCK LOG SHEET

Ctrl #	DATE	TIME	CUSTOMER	HAULER, DRIVER & TRUCK#	GROSS/TARE WGT (LBS)	TICKET #	SYSTEM ID# (OFFICE USE ONLY)
2461	9/11/09	12:50	Port of Oly	Maulden Don #45	107,940 39440	6745	
2462	9/11/09	1:05	Port of Oly	Celone 23	109180 39540	6747	
2463	9-11-09	2:50	PORT OF OLY · HTH	STAN PALMER #61	86460 42040	6751	
2464	9-14-09	6:15	River gate	CRT - Jeff - 41	88,540 - 41320	5186	
2465	9-14-09	6:15	Active	ADAR 7-7T	46440	6777	
2466	9-14-09	6:15	ACTIVE	ADAR 15-15-T	33,640	6778	
2467	9-14-09	6:15	Active	ADAR 16-16T	38420	6779	
2468	9/14/09	6:40	River Gate	CRT Brian 44/BTS	88,000 41360	5187	
2469	9/14/09	6:40	Schnitzer	Wilkins 08101	102660 40400		
2470	9/14/09	7:00	schnitzer	Wilkins 97-81	95,240 40,000		
2471	9 14 09	0740	Rivergate	CRT Kat 42	87560 40920	5190	
2472	9 14 09	7:45	Rivergate	CRT Russ 1#	87920 39720	5188	
2473	8-14-09	750	RIVERGATE	WWM CRAIG WWM 2	86140 40160	5189	
2474	8-14-09	805	Glacier	Stan 201	97700		
2475	8-14-09	8:05	GLACIER	Patrick 202	93220 50160		
2476	9-14-09	8:10	Schnitzer	Wilkins Robert 08-104	88700 43040		
2477							
2478							
2479							
2480							
2481							
2482							
2483							
2484							

*** REMEMBER 25 MPH MAX SPEED THRU RESIDENTIAL AREAS ***

94526724

TICKET NUMBER

CAT SCALE

CERTIFIED AUTOMATED TRUCK SCALE

CAT SCALE COMPANY
P.O. BOX 630
WALCOTT, IA 52773
(563) 284-6263
www.catscale.com

THE CAT SCALE GUARANTEE

The CAT Scale Company **GUARANTEES** that our scales will give an accurate weight. What makes us different from other scale companies is that we back up our guarantee with cash.©

IF YOU SHOULD GET AN OVERWEIGHT FINE, YOU SHOULD DO THE FOLLOWING TO GET THE PROBLEM RESOLVED:

1) Post bond and request a court date.
2) Call CAT Scale Company direct 24 hours a day at 1-877-CAT-SCALE (toll free).
3) IMMEDIATELY send a copy of the citation, CAT Scale ticket, your name, company, address, and phone number to CAT Scale Company Attn: Operations Manager.

THANK YOU FOR WEIGHING ON CAT SCALE

The four weights shown below are separate weights. The TOTAL WEIGHT was weighed on a full length platform scale. **AXLE WEIGHTS CAN NOT BE CERTIFIED** and are **NOT LEGAL FOR TRADE, however, CAT SCALE COMPANY GUARANTEES THESE WEIGHTS TO BE CORRECT.**

DATE: 9-11-2009

SCALE LOCATION: 278
GEE-CEE'S TRUCKSTOP
I-5 AND EXIT 57
TOLEDO WA

STEER AXLE	24100 lb
DRIVE AXLE	34560 lb
TRAILER AXLE	51820 lb
TOTAL WEIGHT	110480 lb

39470 Tare

809
94526724 COMPANY ~~MOULDEN INC~~ TRACTOR # 45 TRAILER # ~~451~~

WEIGHER'S SIGNATURE: Jim Ward FEE: 9.00 FULL WEIGH TICKET # (IF REWEIGH)

ONLY CERTIFIED WEIGHTS APPEAR BELOW THIS LINE

CERTIFIED WEIGHTS (imprint seal)

GROSS

TARE

NET

WEIGH NUMBER
6724

WEIGHMASTER CERTIFICATE

This is to certify that the following described commodity was weighed, measured, or counted by a Weighmaster, whose signature is on this Certificate, who is a recognized authority of accuracy, as prescribed by State Law.

COMMODITY WEIGHED: FREIGHT ALL KINDS
REMARKS:
TRACTOR LICENSE # TRACTOR #
TRAILER LICENSE # TRAILER #
TRAILER LICENSE # TRAILER #
NAME OF WEIGHMASTER (print):
WEIGHMASTER SIGNATURE:

~~Waste Connections Company~~
Integrated Waste Management
Material Recovery / Transfer Facility
PO Box 188
Longview, WA 98632
(206) 578-4616

©CAT SCALE COMPANY 1
(WA)

94526725

TICKET NUMBER

CAT SCALE

CERTIFIED AUTOMATED TRUCK SCALE

CAT SCALE COMPANY
P.O. BOX 630
WALCOTT, IA 52773
(563) 284-6263
www.catscale.com

THE CAT SCALE GUARANTEE

The CAT Scale Company **GUARANTEES** that our scales will give an accurate weight. What makes us different from other scale companies is that we back up our guarantee with cash.©

IF YOU SHOULD GET AN OVERWEIGHT FINE, YOU SHOULD DO THE FOLLOWING TO GET THE PROBLEM RESOLVED:

1) Post bond and request a court date.
2) Call CAT Scale Company direct 24 hours a day at 1-877-CAT-SCALE (toll free).
3) IMMEDIATELY send a copy of the citation, CAT Scale ticket, your name, company, address, and phone number to CAT Scale Company Attn: Operations Manager.

THANK YOU FOR WEIGHING ON CAT SCALE!

The four weights shown below are separate weights. The TOTAL WEIGHT was weighed on a full length platform scale. **AXLE WEIGHTS CAN NOT BE CERTIFIED** and are **NOT LEGAL FOR TRADE, however, CAT SCALE COMPANY GUARANTEES THESE WEIGHTS TO BE CORRECT.**

DATE: 9-11-2009

SCALE LOCATION: 278
GEE-CEE'S TRUCKSTOP
I-5 AND EXIT 57
TOLEDO WA

STEER AXLE	22320 lb
DRIVE AXLE	35200 lb
TRAILER AXLE	40780 lb
TOTAL WEIGHT	98300 lb

36760 Tare

810
94526725 COMPANY ~~MOULDEN~~ TRACTOR # ~~55~~ TRAILER # ~~115~~

WEIGHER'S SIGNATURE: Jim Ward FEE: 9.00 FULL WEIGH TICKET # (IF REWEIGH)

ONLY CERTIFIED WEIGHTS APPEAR BELOW THIS LINE

CERTIFIED WEIGHTS (imprint seal)

GROSS

TARE

NET

WEIGH NUMBER
6725

WEIGHMASTER CERTIFICATE

This is to certify that the following described commodity was weighed, measured, or counted by a Weighmaster, whose signature is on this Certificate, who is a recognized authority of accuracy, as prescribed by State Law.

COMMODITY WEIGHED: FREIGHT ALL KINDS
REMARKS:
TRACTOR LICENSE # TRACTOR #
TRAILER LICENSE # TRAILER #
TRAILER LICENSE # TRAILER #
NAME OF WEIGHMASTER (print):
WEIGHMASTER SIGNATURE:

~~Waste Connections Company~~
Integrated Waste Management
Material Recovery / Transfer Facility
PO Box 188
Longview, WA 98632
(206) 578-4616

©CAT SCALE COMPANY 1
(WA)

94526727
TICKET NUMBER

CERTIFIED AUTOMATED TRUCK SCALE

CAT SCALE COMPANY
P.O. BOX 630
WALCOTT, IA 52773
(563) 284-6263
www.catscale.com

THE CAT SCALE GUARANTEE

The CAT Scale Company **GUARANTEES** that our scales will give an accurate weight. What makes us different from other scale companies is that we back up our guarantee with cash.©

IF YOU SHOULD GET AN OVERWEIGHT FINE, YOU SHOULD DO THE FOLLOWING TO GET THE PROBLEM RESOLVED:

1) Post bond and request a court date.
2) Call CAT Scale Company direct 24 hours a day at 1-877-CAT-SCALE (toll free).
3) IMMEDIATELY send a copy of the citation, CAT Scale ticket, your name, company, address, and phone number to CAT Scale Company Attn: Operations Manager.

THANK YOU FOR WEIGHING ON CAT SCALE!

The four weights shown below are separate weights. The TOTAL WEIGHT was weighed on a full length platform scale. **AXLE WEIGHTS CAN NOT BE CERTIFIED** and are **NOT LEGAL FOR TRADE, however, CAT SCALE COMPANY GUARANTEES THESE WEIGHTS TO BE CORRECT.**

DATE: 9-11-2009

SCALE LOCATION: 278
GEE-CEE'S TRUCKSTOP
I-5 AND EXIT 57
TOLEDO WA

STEER AXLE	21860 lb
DRIVE AXLE	36220 lb
TRAILER AXLE	53420 lb
TOTAL WEIGHT	111500 lb

COMPANY CELORIE TRACTOR # 23 TRAILER # 23T

WEIGHER'S SIGNATURE: [signature] FEE: 9.00 FULL WEIGH TICKET # (IF REWEIGH)

ONLY CERTIFIED WEIGHTS APPEAR BELOW THIS LINE

CERTIFIED WEIGHTS (imprint seal)

GROSS

TARE

NET

WEIGH NUMBER
6727

WEIGHMASTER CERTIFICATE

This is to certify that the following described commodity was weighed, measured, or counted by a Weighmaster, whose signature is on this Certificate, who is a recognized authority of accuracy, as prescribed by State Law.

COMMODITY WEIGHED: FREIGHT ALL KINDS
REMARKS:
TRACTOR LICENSE # YGT6960 TRACTOR # 23
TRAILER LICENSE # TRAILER #
TRAILER LICENSE # TRAILER #
NAME OF WEIGHMASTER (print):
WEIGHMASTER SIGNATURE:

© CAT SCALE COMPANY 12/ (WA)

94526731
TICKET NUMBER

CERTIFIED AUTOMATED TRUCK SCALE

CAT SCALE COMPANY
P.O. BOX 630
WALCOTT, IA 52773
(563) 284-6263
www.catscale.com

THE CAT SCALE GUARANTEE

The CAT Scale Company **GUARANTEES** that our scales will give an accurate weight. What makes us different from other scale companies is that we back up our guarantee with cash.©

IF YOU SHOULD GET AN OVERWEIGHT FINE, YOU SHOULD DO THE FOLLOWING TO GET THE PROBLEM RESOLVED:

1) Post bond
2) Call CAT S
3) IMMEDIA
address,

Ticket#94526731
Creosote
Timbers
H-H

-CAT-SCALE (toll free).
ket, your name, company,
: Operations Manager.

THANK YOU FOR WEIGHING ON CAT SCALE!

The four we
length platf
however, C

ights. The TOTAL WEIGHT was weighed on a full
BE CERTIFIED and are **NOT LEGAL FOR TRADE,**
THESE WEIGHTS TO BE CORRECT.

DATE: 9-11-2009

SCALE LOCATION: 278
GEE-CEE'S TRUCKSTOP
I-5 AND EXIT 57
TOLEDO WA

AXLE	14780 lb
DRIVE AXLE	28300 lb
TRAILER AXLE	29160 lb
TOTAL WEIGHT	72240 lb

42070 tare

COMPANY STAN PALMER CONST TRACTOR # 61 TRAILER # 50

WEIGHER'S SIGNATURE: [signature] FEE: 9.00 FULL WEIGH TICKET # (IF REWEIGH)

ONLY CERTIFIED WEIGHTS APPEAR BELOW THIS LINE

CERTIFIED WEIGHTS (imprint seal)

GROSS

TARE

NET

WEIGH NUMBER
6731

WEIGHMASTER CERTIFICATE

This is to certify that the following described commodity was weighed, measured, or counted by a Weighmaster, whose signature is on this Certificate, who is a recognized authority of accuracy, as prescribed by State Law.

COMMODITY WEIGHED: FREIGHT ALL KINDS
REMARKS:
TRACTOR LICENSE # TRACTOR #
TRAILER LICENSE # TRAILER #
TRAILER LICENSE # TRAILER #
NAME OF WEIGHMASTER (print):
WEIGHMASTER SIGNATURE:

© CAT SCALE COMPANY 12/ (WA)

94526736
TICKET NUMBER

CERTIFIED AUTOMATED TRUCK SCALE

CAT SCALE COMPANY
P.O. BOX 630
WALCOTT, IA 52773
(563) 284-6263
www.catscale.com

THE CAT SCALE GUARANTEE

The CAT Scale Company **GUARANTEES** that our scales will give an accurate weight. What makes us different from other scale companies is that we back up our guarantee with cash.©

IF YOU SHOULD GET AN OVERWEIGHT FINE, YOU SHOULD DO THE FOLLOWING TO GET THE PROBLEM RESOLVED:

1) Post bond and request a court date.
2) Call CAT Scale Company direct 24 hours a day at 1-877-CAT-SCALE (toll free).
3) IMMEDIATELY send a copy of the citation, CAT Scale ticket, your name, company, address, and phone number to CAT Scale Company Attn: Operations Manager.

THANK YOU FOR WEIGHING ON CAT SCALE!

The four weights shown below are separate weights. The TOTAL WEIGHT was weighed on a full length platform scale. **AXLE WEIGHTS CAN NOT BE CERTIFIED** and are **NOT LEGAL FOR TRADE, however, CAT SCALE COMPANY GUARANTEES THESE WEIGHTS TO BE CORRECT.**

DATE: 9-11-2009

SCALE LOCATION: 278
GEE-CEE'S TRUCKSTOP
I 5 AND EXIT 57
TOLEDO WA

STEER AXLE	16700	lb
DRIVE AXLE	38840	lb
TRAILER AXLE	49240	lb
TOTAL WEIGHT	104820	lb

32.44 T

39940 Tare

COMPANY CELORIE TRACTOR # 22 TRAILER # 22

WEIGHER'S SIGNATURE: [signature] FEE: 9.00 FULL WEIGH TICKET # (IF REWEIGH)

KAREN SUTHERLAND

ONLY CERTIFIED WEIGHTS APPEAR BELOW THIS LINE

CERTIFIED WEIGHTS (imprint seal)

GROSS

TARE

NET

WEIGH NUMBER
5736

WEIGHMASTER CERTIFICATE

This is to certify that the following described commodity was weighed, measured, or counted by a Weighmaster, whose signature is on this Certificate, who is a recognized authority of accuracy, as prescribed by State Law.

COMMODITY WEIGHED: FREIGHT ALL KINDS
REMARKS:
TRACTOR LICENSE # YAP7832/DOL TRACTOR # 22
TRAILER LICENSE # TRAILER #
TRAILER LICENSE # TRAILER #
NAME OF WEIGHMASTER (print): [illegible]
WEIGHMASTER SIGNATURE:

©CAT SCALE COMPANY® 12/ (WA)

94526737
TICKET NUMBER

CERTIFIED AUTOMATED TRUCK SCALE

CAT SCALE COMPANY
P.O. BOX 630
WALCOTT, IA 52773
(563) 284-6263
www.catscale.com

THE CAT SCALE GUARANTEE

The CAT Scale Company **GUARANTEES** that our scales will give an accurate weight. What makes us different from other scale companies is that we back up our guarantee with cash.©

IF YOU SHOULD GET AN OVERWEIGHT FINE, YOU SHOULD DO THE FOLLOWING TO GET THE PROBLEM RESOLVED:

1) Post bond and request a court date.
2) Call CAT Scale Company direct 24 hours a day at 1-877-CAT-SCALE (toll free).
3) IMMEDIATELY send a copy of the citation, CAT Scale ticket, your name, company, address, and phone number to CAT Scale Company Attn: Operations Manager.

THANK YOU FOR WEIGHING ON CAT SCALE!

Tare 40940

The four weights shown below are separate weights. The TOTAL WEIGHT was weighed on a full length platform scale. **AXLE WEIGHTS CAN NOT BE CERTIFIED** and are **NOT LEGAL FOR TRADE, however, CAT SCALE COMPANY GUARANTEES THESE WEIGHTS TO BE CORRECT.**

DATE: 9-11-2009

SCALE LOCATION: 278
GEE-CEE'S TRUCKSTOP
I-5 AND EXIT 57
TOLEDO WA

STEER AXLE	22880	lb
DRIVE AXLE	33940	lb
TRAILER AXLE	49440	lb
TOTAL WEIGHT	106260	lb

32.66 T

40940 tare

COMPANY CELORIS TRACTOR # 21 TRAILER # 21T

WEIGHER'S SIGNATURE: [signature] FEE: 9.00 FULL WEIGH TICKET # (IF REWEIGH)

KAREN SUTHERLAND

ONLY CERTIFIED WEIGHTS APPEAR BELOW THIS LINE

CERTIFIED WEIGHTS (imprint seal)

GROSS

TARE

NET

WEIGH NUMBER
6737

WEIGHMASTER CERTIFICATE

This is to certify that the following described commodity was weighed, measured, or counted by a Weighmaster, whose signature is on this Certificate, who is a recognized authority of accuracy, as prescribed by State Law.

COMMODITY WEIGHED: FREIGHT ALL KINDS
REMARKS:
TRACTOR LICENSE # YAP4151 WA TRACTOR # 21 Hauler Company: Waste Management
TRAILER LICENSE # TRAILER # Material Recovery / Transfer Facility
TRAILER LICENSE # TRAILER # PO Box 188
Longview, WA 98632
(360) 578-7616
NAME OF WEIGHMASTER (print): Karen Sutherland
WEIGHMASTER SIGNATURE:

©CAT SCALE COMPANY® 12/ (WA)

94526746
TICKET NUMBER

CERTIFIED AUTOMATED TRUCK SCALE

CAT SCALE COMPANY
P.O. BOX 630
WALCOTT, IA 52773
(563) 284-6263
www.catscale.com

THE CAT SCALE GUARANTEE

The CAT Scale Company **GUARANTEES** that our scales will give an accurate weight. What makes us different from other scale companies is that we back up our guarantee with cash.©

IF YOU SHOULD GET AN OVERWEIGHT FINE, YOU SHOULD DO THE FOLLOWING TO GET THE PROBLEM RESOLVED:

1) Post bond and request a court date.
2) Call CAT Scale Company direct 24 hours a day at 1-877-CAT-SCALE (toll free).
3) IMMEDIATELY send a copy of the citation, CAT Scale ticket, your name, company, address, and phone number to CAT Scale Company Attn: Operations Manager.

THANK YOU FOR WEIGHING ON CAT SCALE!

The four weights shown below are separate weights. The TOTAL WEIGHT was weighed on a full length platform scale. **AXLE WEIGHTS CAN NOT BE CERTIFIED** and are **NOT LEGAL FOR TRADE, however, CAT SCALE COMPANY GUARANTEES THESE WEIGHTS TO BE CORRECT.**

DATE: 9-11 2009

SCALE LOCATION: 278
GEE-CEE'S TRUCKSTOP
I-5 AND EXIT 57
TOLEDO WA

STEER AXLE	22220 lb
DRIVE AXLE	36900 lb
TRAILER AXLE	41320 lb
TOTAL WEIGHT	100440 lb
	37620 Tare

COMPANY MOULDEN TRACTOR # 55 TRAILER # 55T

WEIGHER'S SIGNATURE: [signature] FEE: 9.00 FULL WEIGH TICKET # (IF REWEIGH)

ONLY CERTIFIED WEIGHTS APPEAR BELOW THIS LINE

CERTIFIED WEIGHTS (imprint seal)

GROSS

TARE

NET

WEIGH NUMBER
6745

WEIGHMASTER CERTIFICATE

This is to certify that the following described commodity was weighed, measured, or counted by a Weighmaster, whose signature is on this Certificate, who is a recognized authority of accuracy, as prescribed by State Law.

COMMODITY WEIGHED: FREIGHT ALL KINDS
REMARKS: Weyerhaeuser Company Integrated Waste Management Material Recovery / Transfer Facility PO Box 188 Longview, WA 98632 (206) 578-4616
TRACTOR LICENSE # _____ TRACTOR # _____
TRAILER LICENSE # _____ TRAILER # _____
TRAILER LICENSE # _____ TRAILER # _____
NAME OF WEIGHMASTER (print): _____
WEIGHMASTER SIGNATURE: _____

© CAT SCALE COMPANY® 12/0 (WA)

94526745
TICKET NUMBER

CERTIFIED AUTOMATED TRUCK SCALE

CAT SCALE COMPANY
P.O. BOX 630
WALCOTT, IA 52773
(563) 284-6263
www.catscale.com

THE CAT SCALE GUARANTEE

The CAT Scale Company GUARANTEES that our scales will give an accurate weight. What makes us different from other scale companies is that we back up our guarantee with cash.©

IF YOU SHOULD GET AN OVERWEIGHT FINE, YOU SHOULD DO THE FOLLOWING TO GET THE PROBLEM RESOLVED:

1) Post bond and request a court date.
2) Call CAT Scale Company direct 24 hours a day at 1-877-CAT-SCALE (toll free).
3) IMMEDIATELY send a copy of the citation, CAT Scale ticket, your name, company, address, and phone number to CAT Scale Company Attn: Operations Manager.

THANK YOU FOR WEIGHING ON CAT SCALE!

The four weights shown below are separate weights. The TOTAL WEIGHT was weighed on a full length platform scale. AXLE WEIGHTS CAN NOT BE CERTIFIED and are NOT LEGAL FOR TRADE, however, CAT SCALE COMPANY GUARANTEES THESE WEIGHTS TO BE CORRECT.

DATE: 9-11-2009

SCALE LOCATION: 278
GEE-CEE'S TRUCKSTOP
I-5 AND EXIT 57
TOLEDO WA

STEER AXLE	23340 lb
DRIVE AXLE	33800 lb
TRAILER AXLE	50800 lb
TOTAL WEIGHT	107940 lb
	39440 Tare

1214
94526745 COMPANY MOULDEN INC TRACTOR # 45 TRAILER # 45T

WEIGHER'S SIGNATURE: [signature] FEE: 9.00 FULL WEIGH TICKET # (IF REWEIGH)

ONLY CERTIFIED WEIGHTS APPEAR BELOW THIS LINE

CERTIFIED WEIGHTS (imprint seal)

GROSS

TARE

NET

WEIGH NUMBER
6745

WEIGHMASTER CERTIFICATE

This is to certify that the following described commodity was weighed, measured, or counted by a Weighmaster, whose signature is on this Certificate, who is a recognized authority of accuracy, as prescribed by State Law.

COMMODITY WEIGHED: FREIGHT ALL KINDS
REMARKS: Weyerhaeuser Company Integrated Waste Management Material Recovery / Transfer Facility PO Box 188 Longview, WA 98632 (206) 578-4616
TRACTOR LICENSE # _____ TRACTOR # _____
TRAILER LICENSE # _____ TRAILER # _____
TRAILER LICENSE # _____ TRAILER # _____
NAME OF WEIGHMASTER (print): _____
WEIGHMASTER SIGNATURE: _____

© CAT SCALE COMPANY® 12/0 (WA)

94526747
TICKET NUMBER

CERTIFIED AUTOMATED TRUCK SCALE

CAT SCALE COMPANY
P.O. BOX 630
WALCOTT, IA 52773
(563) 284-6263
www.catscale.com

1230
94526747

THE CAT SCALE GUARANTEE

The CAT Scale Company **GUARANTEES** that our scales will give an accurate weight. What makes us different from other scale companies is that we back up our guarantee with cash.©

IF YOU SHOULD GET AN OVERWEIGHT FINE, YOU SHOULD DO THE FOLLOWING TO GET THE PROBLEM RESOLVED:

1) Post bond and request a court date.
2) Call CAT Scale Company direct 24 hours a day at 1-877-CAT-SCALE (toll free).
3) IMMEDIATELY send a copy of the citation, CAT Scale ticket, your name, company, address, and phone number to CAT Scale Company Attn: Operations Manager.

THANK YOU FOR WEIGHING ON CAT SCALE!

The four weights shown below are separate weights. The TOTAL WEIGHT was weighed on a full length platform scale. **AXLE WEIGHTS CAN NOT BE CERTIFIED** and are **NOT LEGAL FOR TRADE, however, CAT SCALE COMPANY GUARANTEES THESE WEIGHTS TO BE CORRECT.**

DATE: 9-11-2009

SCALE LOCATION: 278
GEE-CEE'S TRUCKSTOP
I-5 AND EXIT 57
TOLEDO WA

STEER AXLE	24020 lb
DRIVE AXLE	34440 lb
TRAILER AXLE	50720 lb
TOTAL WEIGHT	109180 lb

39540
69640

34.82

COMPANY CELORIE TRACTOR # 23 TRAILER # 23T

WEIGHER'S SIGNATURE: [signature] FEE: 9.00 FULL WEIGH TICKET # (IF REWEIGH)

ONLY CERTIFIED WEIGHTS APPEAR BELOW THIS LINE

CERTIFIED WEIGHTS (imprint seal)

GROSS

TARE

NET

WEIGH NUMBER
6747

WEIGHMASTER CERTIFICATE

This is to certify that the following described commodity was weighed, measured, or counted by a Weighmaster, whose signature is on this Certificate, who is a recognized authority of accuracy, as prescribed by State Law.

COMMODITY WEIGHED: FREIGHT ALL KINDS
REMARKS:
TRACTOR LICENSE # YARBIOO OR TRACTOR #
TRAILER LICENSE # TRAILER #
TRAILER LICENSE # TRAILER #

Weighmaster Company
Integrated Waste Management
Material Recovery / Transfer Facility
PO Box 188
Longview, WA 98632
(206) 578-4616

NAME OF WEIGHMASTER (print): [signature]
WEIGHMASTER SIGNATURE: [signature]

©CAT SCALE COMPANY • 12/ (WA)

94526751
TICKET NUMBER

CERTIFIED AUTOMATED TRUCK SCALE

CAT SCALE COMPANY
P.O. BOX 630
WALCOTT, IA 52773
(563) 284-6263
www.catscale.com

1

THE CAT SCALE GUARANTEE

The CAT Scale Company **GUARANTEES** that our scales will give an accurate weight. What makes us different from other scale companies is that we back up our guarantee with cash.©

IF YOU SHOULD GET AN OVERWEIGHT FINE, YOU SHOULD DO THE FOLLOWING TO GET THE PROBLEM RESOLVED:

1) Post bond and request a court date.
2) Call CAT Scale Company direct 24 hours a day at 1-877-CAT-SCALE (toll free).
3) IMMEDIATELY send a copy of the citation, CAT Scale ticket, your name, company, address, and phone number to CAT Scale Company Attn: Operations Manager.

THANK YOU FOR WEIGHING ON CAT SCALE

The four weights shown below are separate weights. The TOTAL WEIGHT was weighed on a full length platform scale. **AXLE WEIGHTS CAN NOT BE CERTIFIED** and are **NOT LEGAL FOR TRADE, however, CAT SCALE COMPANY GUARANTEES THESE WEIGHTS TO BE CORRECT.**

DATE: 9-11-2009

SCALE LOCATION: 278
GEE-CEE'S TRUCKSTOP
I-5 AND EXIT 57
TOLEDO WA

STEER AXLE	15320 lb
DRIVE AXLE	33640 lb
TRAILER AXLE	37500 lb
TOTAL WEIGHT	86460 lb

42040 tare

Creosote Timbers (HTH)

COMPANY STAN PALMER CONST TRACTOR # 61 TRAILER # 50

WEIGHER'S SIGNATURE: [signature] FEE: 9.00 FULL WEIGH TICKET # (IF REWEIGH)

ONLY CERTIFIED WEIGHTS APPEAR BELOW THIS LINE

CERTIFIED WEIGHTS (imprint seal)

GROSS

TARE

NET

WEIGH NUMBER
6751

WEIGHMASTER CERTIFICATE

This is to certify that the following described commodity was weighed, measured, or counted by a Weighmaster, whose signature is on this Certificate, who is a recognized authority of accuracy, as prescribed by State Law.

COMMODITY WEIGHED: FREIGHT ALL KINDS
REMARKS:
TRACTOR LICENSE # TRACTOR #
TRAILER LICENSE # TRAILER #
TRAILER LICENSE # TRAILER #

Weighmaster Company
Integrated Waste Management
Material Recovery / Transfer Facility
PO Box 188
Longview, WA 98632
(206) 578-4616

NAME OF WEIGHMASTER (print):
WEIGHMASTER SIGNATURE:

©CAT SCALE COMPANY • 12/

TRUCK LOG SHEET

Ctrl #	DATE	TIME	CUSTOMER	HAULER, DRIVER & TRUCK#	GROSS/TARE WGT (LBS)		TICKET #	SYSTEM ID# (OFFICE USE ONLY)
2461	9/11/09	12:50	Port of Oly	Maulden Don #45	107,940	39440	6745	
2462	9/11/09	1:05	Port of Oly	Celorie 23	109180	39540	6747	
2463	9-11-09	2:50	PORT OF OLY · HTH	STAN PALMER #61	86460	42040	6751	
2464	9-14-09	6:15	Rivergate	CRT - Jeff - 41	88,540	- 41320	5186	
2465	9-14-09	6:15	Active	ADAR 7-7T	114240	40440	6777	
2466	9-14-09	615	ACTIVE	ADAR 15-15-T	111940	38640	6778	
2467	9-14-09	615	Active	ADAR 16-16T	111020	38420	6779	
2468	9/14/09	640	Rivergate	CRT Brian 44/BTS	88,000	41360	5187	
2469	9/14/09	6:40	Schnitzer	Wilkins 08101	102660	40400	102660	
2470	9/14/09	7:00	schnitzer	wilkins 97-81	95,240	40,000	95240	
2471	9 14 09	0740	Rivergate	CRT Kat 42	87560	40920	5190	
2472	9 14 09	7:45	Rivergate	CRT Russ 1#	87920	39720	5188	
2473	9-14-09	750	RIVERGATE	WWM CRAIG WWM2	86140	40160	5189	
2474	9-14-09	805	Glacier	Stan 201	97100	48660	411585	
2475	9-14-09	8:05	GLACIER	Patrick 202	93220	50160		
2476	9-14-09	8:10	Schnitzer	Wilkins Robert 08-104	88700	43040	88700	
2477	9-14-09	843	"	" 0899	92300	41160	92300	
2478	9-14-09	9:15	PORT OF OLY · HTH	STAN PALMER #61	67880	42040	6783	
2479	9-14-09	9:30	Port of Oly.	Celorie 23	107540	39540	6784	
2480	9-14-09	9:45	Active	ADAR 7-7T	100300	40440	6786	
2481	9-14-09	9:45	"	" 15-15T	94,500	38640	6787	
2482	9-14-09	948	Active	" 16-16T	100100	38420	6788	
2483	9-14-09	948	Port of Oly	Celorie Mark 22	106020	39940	6789	
2484	9-14-09	9:50	SCHNITZER	WILKINS 08-100	98740	40620	98740	

* * * REMEMBER 25 MPH MAX SPEED THRU RESIDENTIAL AREAS * * *

TRUCK LOG SHEET

Ctrl #	DATE	TIME	CUSTOMER	HAULER, DRIVER & TRUCK#	GROSS/TARE WGT (LBS)	TICKET #	SYSTEM ID# (OFFICE USE ONLY)
2485	9-14-09	9:55	port of Olympia	Watson Ron 26	105240 / 40,080	6790	
2486	9/14/09	10:30	Schnitzer	Wilkins 08101	98560 40760	98560	
2487	9/14/09	12:00	schnitzer	WILKINS 97-81	94,000 39980	94000	
2488	9-14-09	1230	Schnitzer	Wilkins Robert 08-104	93840 43580	93840	
2489	9-14-09	12:55	ACTIVE	ADAR 15 · 15-T	98,580 38,640	6795	
2490	9-1409	1:10	Active	ADAR 16-16T	97660 38420	6797	
2491	9-14-09	1:30	Port of Oly.	Celorie 23	104860 39540	6799	
2492	9-14-09	140	"	" Mark 22	~~104~~ 105760 39940	6800	
2493	9-14-09	1:50	SCHNITZER	WILKINS 08-100	97200 40420	97200	
2494	9-14-09	1:50	port of Olympia	Watson Ron 26	106340 40,080	3202	
2495	9-14-09	1:55	Glacier	Sh 201	90660 - 48660	61159	
2496	9-15-09	6:00	Port of Oly	Celorie 23	107580 - 39540	3213	
2497	9-15-09	6:00	port of oly	Watson Ron 26	105060 40080	3215	
2498	9-15-09	6:00	"	Celorie Mark 22	103500 39940	3214	
2499	9-15-09	6:05	Active	AdaR 7-7T	98100 40440	3220	
2500	9-15-09	6:05	"	" 15 · 15T	101,100 38,640	3221	
2501	9-15-09	6:10	"	Adar 16-16T	102780 38420	3222	
2502	9/15/09	6:30	Schnitzer	Wilkins 08101	98580 40580	98580	
2503	9-15-09	6:30	River gate	CRT-Jeff - TRR-41	87360 - 41320	5247	
2504	9-15-09	7:15	GLACIER	Patrick 203	92100 - 50160		
2505	9-15-09	7:15	Glacier	George 115	96240 53420		
2506	9-15-09	7:15	RiverGate	CRT Bryan 44/ Brs	87540 41,140	5249	
2507	9-15-09	7:22	Rivergate	CRT Wayne 42/ 11	86800 40640	5248	
2508	9-15-09	7:45	Rivergate	CRT Russ 1#	87840 39960	5250	

* * * REMEMBER 25 MPH MAX SPEED THRU RESIDENTIAL AREAS * * *

94526783
TICKET NUMBER

CAT SCALE

CERTIFIED AUTOMATED TRUCK SCALE

CAT SCALE COMPANY
P.O. BOX 630
WALCOTT, IA 52773
(563) 284-6263
www.catscale.com

THE CAT SCALE GUARANTEE

The CAT Scale Company **GUARANTEES** that our scales will give an accurate weight. What makes us different from other scale companies is that we back up our guarantee with cash.©

IF YOU SHOULD GET AN OVERWEIGHT FINE, YOU SHOULD DO THE FOLLOWING TO GET THE PROBLEM RESOLVED:

1) Post bond and request a court date.
2) Call CAT Scale Company direct 24 hours a day at 1-877-CAT-SCALE (toll free).
3) IMMEDIATELY send a copy of the citation, CAT Scale ticket, your name, company, address, and phone number to CAT Scale Company Attn: Operations Manager.

THANK YOU FOR WEIGHING ON CAT SCALE!

The four weights shown below are separate weights. The TOTAL WEIGHT was weighed on a full length platform scale. **AXLE WEIGHTS CAN NOT BE CERTIFIED** and are **NOT LEGAL FOR TRADE, however, CAT SCALE COMPANY GUARANTEES THESE WEIGHTS TO BE CORRECT.**

DATE: 9-14-2009

SCALE LOCATION: 278 GEE-CEE'S TRUCKSTOP I-5 AND EXIT 57 TOLEDO WA

STEER AXLE	14480 lb
DRIVE AXLE	28640 lb
TRAILER AXLE	24760 lb
TOTAL WEIGHT	67880 lb

Creosote Timbers (HTH)

42x40 Tare

COMPANY STANPALMER TRACTOR # 61 TRAILER # 50

WEIGHER'S SIGNATURE: [signature] FEE: 9.00 FULL WEIGH TICKET # (IF REWEIGH)

ONLY CERTIFIED WEIGHTS APPEAR BELOW THIS LINE

CERTIFIED WEIGHTS (imprint seal)

GROSS

TARE

NET

WEIGH NUMBER 6783

WEIGHMASTER CERTIFICATE

This is to certify that the following described commodity was weighed, measured, or counted by a Weighmaster, whose signature is on this Certificate, who is a recognized authority of accuracy, as prescribed by State Law.

COMMODITY WEIGHED: FREIGHT ALL KINDS

REMARKS:

TRACTOR LICENSE # TRACTOR #

TRAILER LICENSE # TRAILER #

TRAILER LICENSE # TRAILER #

NAME OF WEIGHMASTER (print):

WEIGHMASTER SIGNATURE:

© CAT SCALE COMPANY 12/0 (WA)

94526784
TICKET NUMBER

CAT SCALE

CERTIFIED AUTOMATED TRUCK SCALE

CAT SCALE COMPANY
P.O. BOX 630
WALCOTT, IA 52773
(563) 284-6263
www.catscale.com

THE CAT SCALE GUARANTEE

The CAT Scale Company **GUARANTEES** that our scales will give an accurate weight. What makes us different from other scale companies is that we back up our guarantee with cash.©

IF YOU SHOULD GET AN OVERWEIGHT FINE, YOU SHOULD DO THE FOLLOWING TO GET THE PROBLEM RESOLVED:

1) Post bond and request a court date.
2) Call CAT Scale Company direct 24 hours a day at 1-877-CAT-SCALE (toll free).
3) IMMEDIATELY send a copy of the citation, CAT Scale ticket, your name, company, address, and phone number to CAT Scale Company Attn: Operations Manager.

THANK YOU FOR WEIGHING ON CAT SCALE

The four weights shown below are separate weights. The TOTAL WEIGHT was weighed on a full length platform scale. **AXLE WEIGHTS CAN NOT BE CERTIFIED** and are **NOT LEGAL FOR TRADE, however, CAT SCALE COMPANY GUARANTEES THESE WEIGHTS TO BE CORRECT.**

DATE: 9-14-2009

SCALE LOCATION: 278 GEE-CEE'S TRUCKSTOP I-5 AND EXIT 57 TOLEDO WA

STEER AXLE	24380 lb
DRIVE AXLE	33220 lb
TRAILER AXLE	49940 lb
TOTAL WEIGHT	107540 lb

3 ul

39541
68000

COMPANY CELORIE TRACTOR # 23 TRAILER # 23T

WEIGHER'S SIGNATURE: [signature] FEE: 9.00 FULL WEIGH TICKET # (IF REWEIGH)

ONLY CERTIFIED WEIGHTS APPEAR BELOW THIS LINE

CERTIFIED WEIGHTS (imprint seal)

GROSS

TARE

NET

WEIGH NUMBER 6784

WEIGHMASTER CERTIFICATE

This is to certify that the following described commodity was weighed, measured, or counted by a Weighmaster, whose signature is on this Certificate, who is a recognized authority of accuracy, as prescribed by State Law.

COMMODITY WEIGHED: FREIGHT ALL KINDS

REMARKS:

TRACTOR LICENSE # Yar D660/OK TRACTOR # 23

TRAILER LICENSE # TRAILER # 23T

TRAILER LICENSE # TRAILER #

NAME OF WEIGHMASTER (print): Karen Sutherland

WEIGHMASTER SIGNATURE: [signature]

© CAT SCALE COMPANY 12/ (WA)

94526789
TICKET NUMBER

CERTIFIED AUTOMATED TRUCK SCALE

CAT SCALE COMPANY
P.O. BOX 630
WALCOTT, IA 52773
(563) 284-6263
www.catscale.com

THE CAT SCALE GUARANTEE

The CAT Scale Company **GUARANTEES** that our scales will give an accurate weight. What makes us different from other scale companies is that we back up our guarantee with cash.©

IF YOU SHOULD GET AN OVERWEIGHT FINE, YOU SHOULD DO THE FOLLOWING TO GET THE PROBLEM RESOLVED:

1) Post bond and request a court date.
2) Call CAT Scale Company direct 24 hours a day at 1-877-CAT-SCALE (toll free).
3) IMMEDIATELY send a copy of the citation, CAT Scale ticket, your name, company, address, and phone number to CAT Scale Company Attn: Operations Manager.

THANK YOU FOR WEIGHING ON CAT SCALE!

The four weights shown below are separate weights. The TOTAL WEIGHT was weighed on a full length platform scale. **AXLE WEIGHTS CAN NOT BE CERTIFIED** and are **NOT LEGAL FOR TRADE, however, CAT SCALE COMPANY GUARANTEES THESE WEIGHTS TO BE CORRECT.**

DATE: 9-14-2009

SCALE LOCATION: 278
GEE-CEE'S TRUCKSTOP
I-5 AND EXIT 57
TOLEDO WA

STEER AXLE	21080 lb
DRIVE AXLE	35580 lb
TRAILER AXLE	49360 lb
TOTAL WEIGHT	106020 lb

33 T 34

39940 Tare

912
94526789 COMPANY CELORIE TRACTOR # 22 TRAILER # 22T

WEIGHER'S SIGNATURE: Rachel Wallace FEE: 9.00 FULL WEIGH TICKET # (IF REWEIGH)

ONLY CERTIFIED WEIGHTS APPEAR BELOW THIS LINE

CERTIFIED WEIGHTS (imprint seal)

GROSS

TARE

NET

WEIGH NUMBER
6789

WEIGHMASTER CERTIFICATE

This is to certify that the following described commodity was weighed, measured, or counted by a Weighmaster, whose signature is on this Certificate, who is a recognized authority of accuracy, as prescribed by State Law.

COMMODITY WEIGHED: FREIGHT ALL KINDS
REMARKS: YAPZA32,OR
TRACTOR LICENSE # 1 TRACTOR # 2
TRAILER LICENSE # 2 TRAILER # 2
TRAILER LICENSE # 2 TRAILER #

NAME OF WEIGHMASTER (print): Rachel Wallace
WEIGHMASTER SIGNATURE: Rachel Wallace

© CAT SCALE COMPANY • 12/
(WA)

94526790
TICKET NUMBER

CERTIFIED AUTOMATED TRUCK SCALE

CAT SCALE COMPANY
P.O. BOX 630
WALCOTT, IA 52773
(563) 284-6263
www.catscale.com

THE CAT SCALE GUARANTEE

The CAT Scale Company **GUARANTEES** that our scales will give an accurate weight. What makes us different from other scale companies is that we back up our guarantee with cash.©

IF YOU SHOULD GET AN OVERWEIGHT FINE, YOU SHOULD DO THE FOLLOWING TO GET THE PROBLEM RESOLVED:

1) Post bond and request a court date.
2) Call CAT Scale Company direct 24 hours a day at 1-877-CAT-SCALE (toll free).
3) IMMEDIATELY send a copy of the citation, CAT Scale ticket, your name, company, address, and phone number to CAT Scale Company Attn: Operations Manager.

Integrated Waste Management
Material Recovery Transfer Facility
PO Box 188
Longview, WA 98632
(206) 578-4614

THANK YOU FOR WEIGHING ON CAT SCALE!

The four weights shown below are separate weights. The TOTAL WEIGHT was weighed on a full length platform scale. **AXLE WEIGHTS CAN NOT BE CERTIFIED** and are **NOT LEGAL FOR TRADE, however, CAT SCALE COMPANY GUARANTEES THESE WEIGHTS TO BE CORRECT.**

DATE: 9-14-2009

SCALE LOCATION: 278
GEE-CEE'S TRUCKSTOP
I-5 AND EXIT 57
TOLEDO WA

STEER AXLE	22700 lb
DRIVE AXLE	33020 lb
TRAILER AXLE	49520 lb
TOTAL WEIGHT	105240 lb

Tare 40,080/Net 65160/32.58 tons

[redacted] COMPANY CELORIE TRACTOR # 26 TRAILER # 26T

WEIGHER'S SIGNATURE: Rachel Wallace FEE: 9.00 FULL WEIGH TICKET # (IF REWEIGH)

ONLY CERTIFIED WEIGHTS APPEAR BELOW THIS LINE

CERTIFIED WEIGHTS (imprint seal)

GROSS

TARE

NET

WEIGH NUMBER
6790

WEIGHMASTER CERTIFICATE

This is to certify that the following described commodity was weighed, measured, or counted by a Weighmaster, whose signature is on this Certificate, who is a recognized authority of accuracy, as prescribed by State Law.

COMMODITY WEIGHED: FREIGHT ALL KINDS
REMARKS:
TRACTOR LICENSE # YAPZA32,OR TRACTOR # 1
TRAILER LICENSE # 1 TRAILER # 2
TRAILER LICENSE # 0 TRAILER # 2

NAME OF WEIGHMASTER (print): Rachel Wallace
WEIGHMASTER SIGNATURE: Rachel Wallace

© CAT SCALE COMPANY • 12/
(WA)

94526799
TICKET NUMBER

CERTIFIED AUTOMATED TRUCK SCALE

CAT SCALE COMPANY
P.O. BOX 630
WALCOTT, IA 52773
(563) 284-6263
www.catscale.com

THE CAT SCALE GUARANTEE

The CAT Scale Company **GUARANTEES** that our scales will give an accurate weight. What makes us different from other scale companies is that we back up our guarantee with cash.©

IF YOU SHOULD GET AN OVERWEIGHT FINE, YOU SHOULD DO THE FOLLOWING TO GET THE PROBLEM RESOLVED:

1) Post bond and request a court date.
2) Call CAT Scale Company direct 24 hours a day at 1-877-CAT-SCALE (toll free).
3) IMMEDIATELY send a copy of the citation, CAT Scale ticket, your name, company, address, and phone number to CAT Scale Company Attn: Operations Manager.

THANK YOU FOR WEIGHING ON CAT SCALE!

The four weights shown below are separate weights. The TOTAL WEIGHT was weighed on a full length platform scale. **AXLE WEIGHTS CAN NOT BE CERTIFIED** and are **NOT LEGAL FOR TRADE, however, CAT SCALE COMPANY GUARANTEES THESE WEIGHTS TO BE CORRECT.**

DATE: 9-14-2009

SCALE LOCATION: 278 GEE-CEE'S TRUCKSTOP I-5 AND EXIT 57 TOLEDO WA

STEER AXLE	24060 lb
DRIVE AXLE	32220 lb
TRAILER AXLE	48580 lb
TOTAL WEIGHT	104860 lb

39540 Tare

COMPANY CELORIE TRACTOR # 23 TRAILER # 231

WEIGHER'S SIGNATURE: [signature] FEE: 9.00 FULL WEIGH TICKET # (IF REWEIGH)

ONLY CERTIFIED WEIGHTS APPEAR BELOW THIS LINE

CERTIFIED WEIGHTS (imprint seal)

GROSS

TARE

NET

WEIGH NUMBER 6799

WEIGHMASTER CERTIFICATE

This is to certify that the following described commodity was weighed, measured or counted by a Weighmaster, whose signature is on this Certificate, who is a recognized authority of accuracy, as prescribed by State Law.

COMMODITY WEIGHED: FREIGHT ALL KINDS

REMARKS:

TRACTOR LICENSE # YAR8060 OR TRACTOR #

TRAILER LICENSE # TRAILER #

TRAILER LICENSE # TRAILER #

NAME OF WEIGHMASTER (print): [signature]

WEIGHMASTER SIGNATURE: [signature]

© CAT SCALE COMPANY* 12X (WA)

94526800
TICKET NUMBER

CERTIFIED AUTOMATED TRUCK SCALE

CAT SCALE COMPANY
P.O. BOX 630
WALCOTT, IA 52773
(563) 284-6263
www.catscale.com

THE CAT SCALE GUARANTEE

The CAT Scale Company **GUARANTEES** that our scales will give an accurate weight. What makes us different from other scale companies is that we back up our guarantee with cash.©

IF YOU SHOULD GET AN OVERWEIGHT FINE, YOU SHOULD DO THE FOLLOWING TO GET THE PROBLEM RESOLVED:

1) Post bond and request a court date.
2) Call CAT Scale Company direct 24 hours a day at 1-877-CAT-SCALE (toll free).
3) IMMEDIATELY send a copy of the citation, CAT Scale ticket, your name, company, address, and phone number to CAT Scale Company Attn: Operations Manager.

THANK YOU FOR WEIGHING ON CAT SCALE!

The four weights shown below are separate weights. The TOTAL WEIGHT was weighed on a full length platform scale. **AXLE WEIGHTS CAN NOT BE CERTIFIED** and are **NOT LEGAL FOR TRADE, however, CAT SCALE COMPANY GUARANTEES THESE WEIGHTS TO BE CORRECT.**

DATE: 9-14-2009

SCALE LOCATION: 278 GEE-CEE'S TRUCKSTOP I-5 AND EXIT 57 TOLEDO WA

STEER AXLE	16460 lb
DRIVE AXLE	40640 lb
TRAILER AXLE	48660 lb
TOTAL WEIGHT	105760 lb

39940 Tare

32.91 T

COMPANY CELORIE TRACTOR # 22 TRAILER # 221

WEIGHER'S SIGNATURE: [signature] FEE: 9.00 FULL WEIGH TICKET # (IF REWEIGH)

ONLY CERTIFIED WEIGHTS APPEAR BELOW THIS LINE

CERTIFIED WEIGHTS (imprint seal)

GROSS

TARE

NET

WEIGHMASTER CERTIFICATE

This is to certify that the following described commodity was weighed, measured, or counted by a Weighmaster, whose signature is on this Certificate, who is a recognized authority of accuracy, as prescribed by State Law.

COMMODITY WEIGHED:

REMARKS:

TRACTOR LICENSE # YAR2532 OR FREIGHT ALL KINDS TRACTOR #

TRAILER LICENSE # TRAILER #

TRAILER LICENSE # TRAILER #

NAME OF WEIGHMASTER (print): [signature]

WEIGHMASTER SIGNATURE: [signature]

© CAT SCALE COMPANY* 12X (WA)

94413202

TICKET NUMBER

CAT SCALE

CERTIFIED AUTOMATED TRUCK SCALE

CAT SCALE COMPANY
P.O. BOX 630
WALCOTT, IA 52773
(563) 284-6263
www.catscale.com

THE CAT SCALE GUARANTEE

The CAT Scale Company **GUARANTEES** that our scales will give an accurate weight. What makes us different from other scale companies is that we back up our guarantee with cash.©

IF YOU SHOULD GET AN OVERWEIGHT FINE, YOU SHOULD DO THE FOLLOWING TO GET THE PROBLEM RESOLVED:

1) Post bond and request a court date.
2) Call CAT Scale Company direct 24 hours a day at 1-877-CAT-SCALE (toll free).
3) IMMEDIATELY send a copy of the citation, CAT Scale ticket, your name, company, address, and phone number to CAT Scale Company Attn: Operations Manager.

Company
Waste Management
Material Recovery : Transfer Section
PO Box 188
Longview WA 98632
(206) 578-4616

THANK YOU FOR WEIGHING ON CAT SCALE!

The four weights shown below are separate weights. The TOTAL WEIGHT was weighed on a full length platform scale. **AXLE WEIGHTS CAN NOT BE CERTIFIED** and are **NOT LEGAL FOR TRADE, however, CAT SCALE COMPANY GUARANTEES THESE WEIGHTS TO BE CORRECT.**

DATE:

SCALE LOCATION:

STEER AXLE

DRIVE AXLE

TRAILER AXLE

TOTAL WEIGHT

Net Tons

Tare 40,080/66260/33.13

23420 lb

31980 lb

50940 lb

COMPANY 9-14-2009 Celorie Bros 276

TRACTOR # 26

TRAILER #

WEIGHER'S SIGNATURE: GEE-CEE'S TRUCKSTOP I-5 AND EXIT 57

FEE:

FULL WEIGH TICKET # (IF REWEIGH)

ONLY CERTIFIED WEIGHTS APPEAR BELOW THIS LINE

1310

94413202

CERTIFIED WEIGHTS (imprint seal)

GROSS

TARE

NET

106340

CELORIE 26 261

WEIGHMASTER CERTIFICATE

This is to certify that the following described commodity was weighed, measured, or counted by a Weighmaster, whose signature is on this Certificate, who is a recognized authority of accuracy, as prescribed by State Law.

TIA WARD

COMMODITY WEIGHED:

REMARKS:

TRACTOR LICENSE # YARB633 OR TRACTOR #

TRAILER LICENSE # TRAILER #

TRAILER LICENSE # TRAILER #

NAME OF WEIGHMASTER (print): Tia Ward

WEIGHMASTER SIGNATURE: Lo W FREIGHT ALL KINDS

© CAT SCALE COMPANY® 128 (WA)

TRUCK LOG SHEET

rl #	DATE	TIME	CUSTOMER	HAULER, DRIVER & TRUCK#	GROSS/TARE WGT (LBS)	TICKET #	SYSTEM ID# (OFFICE USE ONLY)
185	9-14-09	9:55	port of Olympia	Watson Ron 26	105240 / 40,080	6790	
186	9/14/09	10:30	Schnitzer	Wilkins 08101	98560 40760	98560	
187	9/14/09	12:00	schnitzer	WILKins 97-81	94,000 39980	94000	
188	9-14-09	1230	Schnitzer	wilkins Robert 08-104	93840 43580	93840	
189	9-14-09	12:55	ACTIVE	ADAR 15. 15-T	98,550 39,610	6795	
190	9-1409	1:10	Active	ADAR 16-14T	97660 38420	6797	
191	9-14-09	1:30	Port of Oly.	Celgre 23	104860 39540	6799	
192	9-14-09	140	"	" Mark 22	~~101~~ 105760 39940	6800	
193	9-14-09	1:50	SchNiTZER	WilKiNS 08-100	97200 40420	97200	
194	9-14-09	1:50	port of Olympia	Watson Ron 26	106340 40,080	3202	
195	9-14-09	1:55	Glacier	Sh 201	90660 - 48660	6150	
196	9-15-09	6:00	Port of Oly	Celgre 23	107580 - 39540	3213	
197	9-15-09	6:00	port of oly	Watson Ron 26	105060 40080	3215	
198	9-15-09	6:00	"	Celgre Mark 22	103500 39940	3214	
199	9-15-09	6:05	Active	ADAR 7-7T	98100 40440	3220	
500	9-15-09	6:05	"	" 15. 15T	101,100 38640	3221	
501	9-15-09	6:10	"	Adar 16-16T	102780 38420	3222	
502	9/15/09	6:30	Schnitzer	Wilkins 08101	98580 40580	98580	
503	9-15-09	6:30	River gate	CRT-Jeff - TRK-41	87360 - 41320	5247	
504	9-15-09	7:15	GLACIER	Patrick 203	92100 - 50160		
505	9-15-09	7:15	Glacier	George 115	96240 53420		
506	9-15-09	7:15	RiverGate	CRT Bryan 44/ BTS	87540 41,140	5249	
507	9-15-09	7:22	Rivergate	CRT Rudy 47/ 11	86800 40040	5248	
508	9-15-09	7:45	Rivergate	CRT Rudy 1#	87840 39960	5250	

* * * REMEMBER 25 MPH MAX SPEED THRU RESIDENTIAL AREAS * * *

TRUCK LOG SHEET

Ctrl #	DATE	TIME	CUSTOMER	HAULER, DRIVER & TRUCK#	GROSS/TARE WGT (LBS)	TICKET #	SYSTEM ID# (OFFICE USE ONLY)
2509	9 15 09	0825	Evergate	CRT Kal 42	88,540 40580	5251	
2510	9/15 09	850	Glacier	Stu 201	97500 48660		
2511	9-15-09	9ec	~~ACTIVE~~ ACTIVE	Adar 18-18T	103 980 43800	3231	
2512	9-15-09	900	Active	ADar 12-T13	100720 37760	3232	
2513	9-15-09	9:15	SCHWITZER	WILKINS 08-100	100320 40560	100320	
2514	9-15-09	9:20	ACTIVE	ADAR 15-15T	95,300 38,640	3234	
2515	9-15-09	930	Active	ADAR 16-16T	93040 38420	3237	
2516	9-15-09	10:00	Port of Oly	Celadon 23	107360 39540	3238	
2517	9-15-09	1005	"	" Mark 22	106500 39940	3239	
2518	9-15-09	10:07	"	Watson Ron 26	104500 40080	3240	
2519	9/15/09	10:15	Schnitzer	Wilkins 08-101	99380 40660	99380	
2520	9/15/09	11:55	Schnitzer	WILKINS 97-81	93,000 39,960	46227	
2521	9/15/09	12:26	Active	ADar 12 T13	107900 37760	3254	
2522	9-15-09	12:25	"	" 15-15T	101,420 38,640	3253	
2523	9-15-09	12 40	"	Adar 18-18T	112, 600 43 80	3256	
2524	9-15-09	1250	Active	Adar 16-16T	115 240 38420	3259	
2525	9-15-09	12 55	Glacier	Patrick 203	83,620 50160	611664	
2526	9-15-09	1:18	Port of Oly	Celadon 23	106300 39540	3261	
2527	9 15 09	128	"	" Mark 22	104500 39940	3263	
2528	9-15-09	1:34	"	Watson Ron 26	103600 40080	3264	
2529	9-15-09	2:00	SCHWITZER	WILKINS 08-100	97160 40360	97160	
2530	9-16-09	600	Port of Oly	Celadon 23	107100 39540	3270	
2531	9-16 09	6:00	"	" Mark 22	104120 39940	3272	
2532	9-16-09	6:00	"	Watson Ron 26	105340 40080	3271	

*** * * REMEMBER 25 MPH MAX SPEED THRU RESIDENTIAL AREAS * * ***

94413213

TICKET NUMBER

CAT SCALE

CERTIFIED AUTOMATED TRUCK SCALE

CAT SCALE COMPANY
P.O. BOX 630
WALCOTT, IA 52773
(563) 284-6263
www.catscale.com

THE CAT SCALE GUARANTEE

The CAT Scale Company **GUARANTEES** that our scales will give an accurate weight. What makes us different from other scale companies is that we back up our guarantee with cash.©

IF YOU SHOULD GET AN OVERWEIGHT FINE, YOU SHOULD DO THE FOLLOWING TO GET THE PROBLEM RESOLVED:

1) Post bond and request a court date.
2) Call CAT Scale Company direct 24 hours a day at 1-877-CAT-SCALE (toll free).
3) IMMEDIATELY send a copy of the citation, CAT Scale ticket, your name, company, address, and phone number to CAT Scale Company Attn: Operations Manager.

THANK YOU FOR WEIGHING ON CAT SCALE!

The four weights shown below are separate weights. The TOTAL WEIGHT was weighed on a full length platform scale. **AXLE WEIGHTS CAN NOT BE CERTIFIED** and are **NOT LEGAL FOR TRADE, however, CAT SCALE COMPANY GUARANTEES THESE WEIGHTS TO BE CORRECT.**

DATE: 9-14-2009

SCALE LOCATION: 278 GEE-CEE'S TRUCKSTOP I-5 AND EXIT 57 TOLEDO WA

STEER AXLE	23760 lb
DRIVE AXLE	33720 lb
TRAILER AXLE	50100 lb
TOTAL WEIGHT	107580 lb

39.00

COMPANY CELORIE TRACTOR # 23 TRAILER # 23T

WEIGHER'S SIGNATURE: Barbara Robinson FEE: 9.00 FULL WEIGH TICKET # (IF REWEIGH)

BARBARA ROBINSON

ONLY CERTIFIED WEIGHTS APPEAR BELOW THIS LINE

CERTIFIED WEIGHTS (imprint seal)

GROSS

TARE

NET

WEIGH NUMBER 3213

WEIGHMASTER CERTIFICATE

This is to certify that the following described commodity was weighed, measured, or counted by a Weighmaster, whose signature is on this Certificate, who is a recognized authority of accuracy, as prescribed by State Law.

COMMODITY WEIGHED: FREIGHT ALL KINDS

REMARKS:

TRACTOR LICENSE # YAR5660 OR TRACTOR # 23

TRAILER LICENSE # TRAILER #

TRAILER LICENSE # TRAILER #

NAME OF WEIGHMASTER (print): Barbara Robinson

WEIGHMASTER SIGNATURE: Barbara Robinson

© CAT SCALE COMPANY® 12/ (WA)

94413215

TICKET NUMBER

CAT SCALE

CERTIFIED AUTOMATED TRUCK SCALE

CAT SCALE COMPANY
P.O. BOX 630
WALCOTT, IA 52773
(563) 284-6263
www.catscale.com

THE CAT SCALE GUARANTEE

The CAT Scale Company **GUARANTEES** that our scales will give an accurate weight. What makes us different from other scale companies is that we back up our guarantee with cash.©

IF YOU SHOULD GET AN OVERWEIGHT FINE, YOU SHOULD DO THE FOLLOWING TO GET THE PROBLEM RESOLVED:

1) Post bond and request a court date.
2) Call CAT Scale Company direct 24 hours a day at 1-877-CAT-SCALE (toll free).
3) IMMEDIATELY send a copy of the citation, CAT Scale ticket, your name, company, address, and phone number to CAT Scale Company Attn: Operations Manager.

Integrated Waste Management
Material Recovery / Transfer Facility
PO Box 188
Longview, WA 98632
(206) 578-4616

THANK YOU FOR WEIGHING ON CAT SCALE!

The four weights shown below are separate weights. The TOTAL WEIGHT was weighed on a full length platform scale. **AXLE WEIGHTS CAN NOT BE CERTIFIED** and are **NOT LEGAL FOR TRADE, however, CAT SCALE COMPANY GUARANTEES THESE WEIGHTS TO BE CORRECT.**

DATE: 9-14-2009

SCALE LOCATION: 278 GEE-CEE'S TRUCKSTOP I-5 AND EXIT 57 TOLEDO WA

STEER AXLE	22320 lb
DRIVE AXLE	33480 lb
TRAILER AXLE	49260 lb
TOTAL WEIGHT	105060 lb

Tare 40,080/64980/32.49 tons

COMPANY CELORIE TRACTOR # 26 TRAILER # 26T

WEIGHER'S SIGNATURE: Barbara Robinson FEE: 9.00 FULL WEIGH TICKET # (IF REWEIGH)

BARBARA ROBINSON

ONLY CERTIFIED WEIGHTS APPEAR BELOW THIS LINE

CERTIFIED WEIGHTS (imprint seal)

GROSS

TARE

NET

WEIGH NUMBER 3215

WEIGHMASTER CERTIFICATE

This is to certify that the following described commodity was weighed, measured, or counted by a Weighmaster, whose signature is on this Certificate, who is a recognized authority of accuracy, as prescribed by State Law.

COMMODITY WEIGHED: FREIGHT ALL KINDS

REMARKS:

TRACTOR LICENSE # YAR5633 OR TRACTOR # 26

TRAILER LICENSE # TRAILER #

TRAILER LICENSE # TRAILER #

NAME OF WEIGHMASTER (print): Barbara Robinson

WEIGHMASTER SIGNATURE: Barbara Robinson

© CAT SCALE COMPANY® 12/ (WA)

94413214

TICKET NUMBER

CERTIFIED
AUTOMATED
TRUCK
SCALE

CAT SCALE COMPANY
P.O. BOX 630
WALCOTT, IA 52773
(563) 284-6263
www.catscale.com

1658
94413214

THE CAT SCALE GUARANTEE

The CAT Scale Company **GUARANTEES** that our scales will give an accurate weight. What makes us different from other scale companies is that we back up our guarantee with cash.©

IF YOU SHOULD GET AN OVERWEIGHT FINE, YOU SHOULD DO THE FOLLOWING TO GET THE PROBLEM RESOLVED:

1) Post bond and request a court date.
2) Call CAT Scale Company direct 24 hours a day at 1-877-CAT-SCALE (toll free).
3) IMMEDIATELY send a copy of the citation, CAT Scale ticket, your name, company, address, and phone number to CAT Scale Company Attn: Operations Manager.

THANK YOU FOR WEIGHING ON CAT SCALE!

The four weights shown below are separate weights. The TOTAL WEIGHT was weighed on a full length platform scale. **AXLE WEIGHTS CAN NOT BE CERTIFIED** and are **NOT LEGAL FOR TRADE, however, CAT SCALE COMPANY GUARANTEES THESE WEIGHTS TO BE CORRECT.**

DATE: 9-14-2009

SCALE LOCATION: 278
GEE-CEE'S TRUCKSTOP
I-5 AND EXIT 57
TOLEDO WA

STEER AXLE	21260 lb
DRIVE AXLE	32980 lb
TRAILER AXLE	49260 lb
TOTAL WEIGHT	103500 lb

39940 Tare

COMPANY CELORIE TRACTOR # 22 TRAILER # 0

WEIGHER'S SIGNATURE: Evelyn Mickens FEE: 9.00 FULL WEIGH TICKET # (IF REWEIGH)

EVELYN MICKENS

ONLY CERTIFIED WEIGHTS APPEAR BELOW THIS LINE

CERTIFIED WEIGHTS
(imprint seal)

GROSS

TARE

NET

WEIGH NUMBER
3214

WEIGHMASTER CERTIFICATE

This is to certify that the following described commodity was weighed, measured, or counted by a Weighmaster, whose signature is on this Certificate, who is a recognized authority of accuracy, as prescribed by State Law.

COMMODITY WEIGHED: FREIGHT ALL KINDS
REMARKS:
TRACTOR LICENSE # TRACTOR #
TRAILER LICENSE # TRAILER #
TRAILER LICENSE # TRAILER #

NAME OF WEIGHMASTER (print): Tiffany Russ
WEIGHMASTER SIGNATURE:

CAT SCALE COMPANY 12/ (WA)

94413238

TICKET NUMBER

CAT SCALE

CERTIFIED AUTOMATED TRUCK SCALE

CAT SCALE COMPANY
P.O. BOX 630
WALCOTT, IA 52773
(563) 284-6263
www.catscale.com

THE CAT SCALE GUARANTEE

The CAT Scale Company **GUARANTEES** that our scales will give an accurate weight. What makes us different from other scale companies is that we back up our guarantee with cash.©

IF YOU SHOULD GET AN OVERWEIGHT FINE, YOU SHOULD DO THE FOLLOWING TO GET THE PROBLEM RESOLVED:

1) Post bond and request a court date.
2) Call CAT Scale Company direct 24 hours a day at 1-877-CAT-SCALE (toll free).
3) IMMEDIATELY send a copy of the citation, CAT Scale ticket, your name, company, address, and phone number to CAT Scale Company Attn: Operations Manager.

THANK YOU FOR WEIGHING ON CAT SCALE!

The four weights shown below are separate weights. The TOTAL WEIGHT was weighed on a full length platform scale. **AXLE WEIGHTS CAN NOT BE CERTIFIED** and are **NOT LEGAL FOR TRADE, however, CAT SCALE COMPANY GUARANTEES THESE WEIGHTS TO BE CORRECT.**

DATE: 9-15-2009

SCALE LOCATION: 278 GEE-CEE'S TRUCKSTOP I-5 AND EXIT 57 TOLEDO WA

STEER AXLE	26000 lb
DRIVE AXLE	31820 lb
TRAILER AXLE	49540 lb
TOTAL WEIGHT	107360 lb

COMPANY CELORIE TRACTOR # 23 TRAILER # 23T

WEIGHER'S SIGNATURE: KAREN SUTHERLAND FEE: 9.00 FULL WEIGH TICKET # (IF REWEIGH)

ONLY CERTIFIED WEIGHTS APPEAR BELOW THIS LINE

CERTIFIED WEIGHTS (imprint seal)

GROSS

TARE

NET

WEIGH NUMBER 3238

WEIGHMASTER CERTIFICATE

This is to certify that the following described commodity was weighed, measured, or counted by a Weighmaster, whose signature is on this Certificate, who is a recognized authority of accuracy, as prescribed by State Law.

COMMODITY WEIGHED: FREIGHT ALL KINDS

REMARKS:

TRACTOR LICENSE # YAP2 832 OR TRACTOR # 22

TRAILER LICENSE # TRAILER #

TRAILER LICENSE # TRAILER #

NAME OF WEIGHMASTER (print): Karen Sutherland

WEIGHMASTER SIGNATURE: K

© CAT SCALE COMPANY® 12/ (WA)

94413239

TICKET NUMBER

CAT SCALE

CERTIFIED AUTOMATED TRUCK SCALE

CAT SCALE COMPANY
P.O. BOX 630
WALCOTT, IA 52773
(563) 284-6263
www.catscale.com

THE CAT SCALE GUARANTEE

The CAT Scale Company **GUARANTEES** that our scales will give an accurate weight. What makes us different from other scale companies is that we back up our guarantee with cash.©

IF YOU SHOULD GET AN OVERWEIGHT FINE, YOU SHOULD DO THE FOLLOWING TO GET THE PROBLEM RESOLVED:

1) Post bond and request a court date.
2) Call CAT Scale Company direct 24 hours a day at 1-877-CAT-SCALE (toll free).
3) IMMEDIATELY send a copy of the citation, CAT Scale ticket, your name, company, address, and phone number to CAT Scale Company Attn: Operations Manager.

THANK YOU FOR WEIGHING ON CAT SCALE!

The four weights shown below are separate weights. The TOTAL WEIGHT was weighed on a full length platform scale. **AXLE WEIGHTS CAN NOT BE CERTIFIED** and are **NOT LEGAL FOR TRADE, however, CAT SCALE COMPANY GUARANTEES THESE WEIGHTS TO BE CORRECT.**

DATE: 9-15-2009

SCALE LOCATION: 278 GEE-CEE'S TRUCKSTOP I-5 AND EXIT 57 TOLEDO WA

STEER AXLE	21480 lb
DRIVE AXLE	33840 lb
TRAILER AXLE	51180 lb
TOTAL WEIGHT	106500 lb

39940 Tare

COMPANY CELORIE TRACTOR # 22 TRAILER # 22T

WEIGHER'S SIGNATURE: Tia Ward FEE: 9.00 FULL WEIGH TICKET # (IF REWEIGH)

ONLY CERTIFIED WEIGHTS APPEAR BELOW THIS LINE

CERTIFIED WEIGHTS (imprint seal)

GROSS

TARE

NET

WEIGH NUMBER 3239

WEIGHMASTER CERTIFICATE

This is to certify that the following described commodity was weighed, measured, or counted by a Weighmaster, whose signature is on this Certificate, who is a recognized authority of accuracy, as prescribed by State Law.

COMMODITY WEIGHED: FREIGHT ALL KINDS

REMARKS:

TRACTOR LICENSE # YAP2 832 OR TRACTOR #

TRAILER LICENSE # TRAILER #

TRAILER LICENSE # TRAILER #

NAME OF WEIGHMASTER (print): Tia Ward

WEIGHMASTER SIGNATURE: Tia Ward

© CAT SCALE COMPANY® 12/ (WA)

94413240

TICKET NUMBER

CAT SCALE

CERTIFIED AUTOMATED TRUCK SCALE

CAT SCALE COMPANY
P.O. BOX 630
WALCOTT, IA 52773
(563) 284-6263
www.catscale.com

THE CAT SCALE GUARANTEE

The CAT Scale Company **GUARANTEES** that our scales will give an accurate weight. What makes us different from other scale companies is that we back up our guarantee with cash.©

IF YOU SHOULD GET AN OVERWEIGHT FINE, YOU SHOULD DO THE FOLLOWING TO GET THE PROBLEM RESOLVED:

1) Post bond and request a court date.
2) Call CAT Scale Company direct 24 hours a day at 1-877-CAT-SCALE (toll free).
3) IMMEDIATELY send a copy of the citation, CAT Scale ticket, your name, company, address, and phone number to CAT Scale Company Attn: Operations Manager.

[illegible] Waste Management
Material Recovery / Transfer Facility
PO Box 188
Longview WA 98632
(206) 578-4616

THANK YOU FOR WEIGHING ON CAT SCALE!

The four weights shown below are separate weights. The TOTAL WEIGHT was weighed on a full length platform scale. **AXLE WEIGHTS CAN NOT BE CERTIFIED** and are **NOT LEGAL FOR TRADE, however, CAT SCALE COMPANY GUARANTEES THESE WEIGHTS TO BE CORRECT.**

DATE: 9-15-2009

SCALE LOCATION: 278
GEE-CEE'S TRUCKSTOP
I-5 AND EXIT 57
TOLEDO WA

STEER AXLE	22640 lb
DRIVE AXLE	34280 lb
TRAILER AXLE	47580 lb
TOTAL WEIGHT	104500 lb

Tare 40080/64420/32.21 tons

COMPANY CELORIE TRACTOR # 26 TRAILER # 267

WEIGHER'S SIGNATURE: Tia Ward TIA WARD FEE: 9.00 FULL WEIGH TICKET # (IF REWEIGH)

ONLY CERTIFIED WEIGHTS APPEAR BELOW THIS LINE

CERTIFIED WEIGHTS (imprint seal)

GROSS

TARE

NET

WEIGH NUMBER 3240

WEIGHMASTER CERTIFICATE

This is to certify that the following described commodity was weighed, measured, or counted by a Weighmaster, whose signature is on this Certificate, who is a recognized authority of accuracy, as prescribed by State Law.

COMMODITY WEIGHED: FREIGHT ALL KINDS
REMARKS:
TRACTOR LICENSE # YARF1233 OR TRACTOR #
TRAILER LICENSE # TRAILER #
TRAILER LICENSE # TRAILER #
NAME OF WEIGHMASTER (print): Tia Ward
WEIGHMASTER SIGNATURE: Tia Ward

© CAT SCALE COMPANY • 12/06 (WA)

94413261

TICKET NUMBER

CAT SCALE

CERTIFIED AUTOMATED TRUCK SCALE

CAT SCALE COMPANY
P.O. BOX 630
WALCOTT, IA 52773
(563) 284-6263
www.catscale.com

THE CAT SCALE GUARANTEE

The CAT Scale Company **GUARANTEES** that our scales will give an accurate weight. What makes us different from other scale companies is that we back up our guarantee with cash.©

IF YOU SHOULD GET AN OVERWEIGHT FINE, YOU SHOULD DO THE FOLLOWING TO GET THE PROBLEM RESOLVED:

1) Post bond and request a court date.
2) Call CAT Scale Company direct 24 hours a day at 1-877-CAT-SCALE (toll free).
3) IMMEDIATELY send a copy of the citation, CAT Scale ticket, your name, company, address, and phone number to CAT Scale Company Attn: Operations Manager.

THANK YOU FOR WEIGHING ON CAT SCALE!

The four weights shown below are separate weights. The TOTAL WEIGHT was weighed on a full length platform scale. **AXLE WEIGHTS CAN NOT BE CERTIFIED** and are **NOT LEGAL FOR TRADE, however, CAT SCALE COMPANY GUARANTEES THESE WEIGHTS TO BE CORRECT.**

DATE: 9-15-2009

SCALE LOCATION: 278
GEE-CEE'S TRUCKSTOP
I-5 AND EXIT 57
TOLEDO WA

STEER AXLE	24740 lb
DRIVE AXLE	33960 lb
TRAILER AXLE	47600 lb
TOTAL WEIGHT	106300 lb

33.34

COMPANY CELORIE TRACTOR # 23 TRAILER # 231

WEIGHER'S SIGNATURE: Tia Ward TIA WARD FEE: 9.00 FULL WEIGH TICKET # (IF REWEIGH)

ONLY CERTIFIED WEIGHTS APPEAR BELOW THIS LINE

CERTIFIED WEIGHTS (imprint seal)

GROSS

TARE

NET

WEIGH NUMBER 3261

WEIGHMASTER CERTIFICATE

This is to certify that the following described commodity was weighed, measured, or counted by a Weighmaster, whose signature is on this Certificate, who is a recognized authority of accuracy, as prescribed by State Law.

COMMODITY WEIGHED: FREIGHT ALL KINDS
REMARKS:
TRACTOR LICENSE # YARB1000 OR TRACTOR #
TRAILER LICENSE # TRAILER #
TRAILER LICENSE # TRAILER #
NAME OF WEIGHMASTER (print): Tia Ward
WEIGHMASTER SIGNATURE: Tia Ward

Integrated Waste Management Corporation
Material Recovery / Transfer Facility
PO Box 188
Longview, WA 98632
(206) 578-4616

© CAT SCALE COMPANY • 12/06 (WA)

94413263

TICKET NUMBER

CAT SCALE

CERTIFIED AUTOMATED TRUCK SCALE

CAT SCALE COMPANY
P.O. BOX 630
WALCOTT, IA 52773
(563) 284-6263
www.catscale.com

THE CAT SCALE GUARANTEE

The CAT Scale Company **GUARANTEES** that our scales will give an accurate weight. What makes us different from other scale companies is that we back up our guarantee with cash.©

IF YOU SHOULD GET AN OVERWEIGHT FINE, YOU SHOULD DO THE FOLLOWING TO GET THE PROBLEM RESOLVED:

1) Post bond and request a court date.
2) Call CAT Scale Company direct 24 hours a day at 1-877-CAT-SCALE (toll free).
3) IMMEDIATELY send a copy of the citation, CAT Scale ticket, your name, company, address, and phone number to CAT Scale Company Attn: Operations Manager.

THANK YOU FOR WEIGHING ON CAT SCALE!

The four weights shown below are separate weights. The TOTAL WEIGHT was weighed on a full length platform scale. **AXLE WEIGHTS CAN NOT BE CERTIFIED** and are **NOT LEGAL FOR TRADE, however, CAT SCALE COMPANY GUARANTEES THESE WEIGHTS TO BE CORRECT.**

DATE: 9-15-2009

SCALE LOCATION: 278 GEE-CEE'S TRUCKSTOP I-5 AND EXIT 57 TOLEDO WA

STEER AXLE	22260 lb
DRIVE AXLE	36480 lb
TRAILER AXLE	49760 lb
TOTAL WEIGHT	108500 lb

39940 Tare

34.2 T

COMPANY CELORIE TRACTOR # 22 TRAILER # 221

WEIGHER'S SIGNATURE: Tia Ward TIA WARD FEE: 9.00 FULL WEIGH TICKET # (IF REWEIGH)

ONLY CERTIFIED WEIGHTS APPEAR BELOW THIS LINE

CERTIFIED WEIGHTS (imprint seal)

GROSS

TARE

NET

WEIGH NUMBER 3263

WEIGHMASTER CERTIFICATE

This is to certify that the following described commodity was weighed, measured, or counted by a Weighmaster, whose signature is on this Certificate, who is a recognized authority of accuracy, as prescribed by State Law.

COMMODITY WEIGHED: FREIGHT ALL KINDS

REMARKS:

TRACTOR LICENSE # YARZ 7[illegible] TRACTOR #

TRAILER LICENSE # TRAILER #

TRAILER LICENSE # TRAILER #

NAME OF WEIGHMASTER (print): Tia Ward

WEIGHMASTER SIGNATURE: Tia Ward

© CAT SCALE COMPANY® 12/ (WA)

94413264

TICKET NUMBER

CAT SCALE

CERTIFIED AUTOMATED TRUCK SCALE

CAT SCALE COMPANY
P.O. BOX 630
WALCOTT, IA 52773
(563) 284-6263
www.catscale.com

THE CAT SCALE GUARANTEE

The CAT Scale Company **GUARANTEES** that our scales will give an accurate weight. What makes us different from other scale companies is that we back up our guarantee with cash.©

IF YOU SHOULD GET AN OVERWEIGHT FINE, YOU SHOULD DO THE FOLLOWING TO GET THE PROBLEM RESOLVED:

1) Post bond and request a court date.
2) Call CAT Scale Company direct 24 hours a day at 1-877-CAT-SCALE (toll free).
3) IMMEDIATELY send a copy of the citation, CAT Scale ticket, your name, company, address, and phone number to CAT Scale Company Attn: Operations Manager.

Integrated Waste Management
Material Recovery / Transfer Facility
PO Box 188
Longview, WA 98632
(206) 578-4616

THANK YOU FOR WEIGHING ON CAT SCALE!

The four weights shown below are separate weights. The TOTAL WEIGHT was weighed on a full length platform scale. **AXLE WEIGHTS CAN NOT BE CERTIFIED** and are **NOT LEGAL FOR TRADE, however, CAT SCALE COMPANY GUARANTEES THESE WEIGHTS TO BE CORRECT.**

DATE: 9-15-2009

SCALE LOCATION: 278 GEE-CEE'S TRUCKSTOP I-5 AND EXIT 57 TOLEDO WA

STEER AXLE	16340 lb
DRIVE AXLE	40020 lb
TRAILER AXLE	47240 lb
TOTAL WEIGHT	103600 lb

Tare 40080/63520/31.76 tons

COMPANY CELORIE TRACTOR # 26 TRAILER # 26T

WEIGHER'S SIGNATURE: Tia Ward TIA WARD FEE: 9.00 FULL WEIGH TICKET # (IF REWEIGH)

ONLY CERTIFIED WEIGHTS APPEAR BELOW THIS LINE

CERTIFIED WEIGHTS (imprint seal)

GROSS

TARE

NET

WEIGH NUMBER 3264

WEIGHMASTER CERTIFICATE

This is to certify that the following described commodity was weighed, measured, or counted by a Weighmaster, whose signature is on this Certificate, who is a recognized authority of accuracy, as prescribed by State Law.

COMMODITY WEIGHED: FREIGHT ALL KINDS

REMARKS:

TRACTOR LICENSE # YARB 633 TRACTOR #

TRAILER LICENSE # TRAILER #

TRAILER LICENSE # TRAILER #

NAME OF WEIGHMASTER (print): Tia Ward

WEIGHMASTER SIGNATURE: Tia Ward

© CAT SCALE COMPANY® 12/0

TRUCK LOG SHEET

Ctrl #	DATE	TIME	CUSTOMER	HAULER, DRIVER & TRUCK#	GROSS/TARE WGT (LBS)		TICKET #	SYSTEM ID# (OFFICE USE ONLY)
2509	9 15 09	0825	Rivergate	CRT Kal 42	88,540	49580	5251	
2510	9/15 09	850	Glacier	Stu 201	97500	48660		
2511	9-15-09	9ec	~~ACTIVE~~ ACTIVE	Adar 18-18T	103 980	43800	3231	
2512	9-15-09	900	Active	ADar 12-T13	100720	37760	3232	
2513	9-15-09	9:15	SCHNITZER	WILKINS 08-100	100320	40560	100320	
2514	9-15-09	9:20	ACTIVE	ADAR 15-15T	95,300	38,640	3234	
2515	9-15-09	930	Active	ADAR 16-16T	93040	38420	3237	
2516	9-15-09	10:00	Port of Oly	Celere 23	107360	39540	3238	
2517	9-15-09	1005	"	" Mark 22	106500	39940	3239	
2518	9-15-09	10:07	"	Watson Ron 26	104500	40080	3240	
2519	9/15/09	10:15	Schnitzer	Wilkins 08-01	99380	40660	99380	
2520	9/15/09	11:55	Schnitzer	WILKINS 97-81	93,000	39,960	46227	
2521	9/15/09	1226	Active	ADar 12 T13	107900	37760	3254	
2522	9-15-09	12:25	"	" 15-15T	101,420	38,640	3253	
2523	9-15-09	1240	"	Adar 18-18T	112,600	4380	3256	
2524	9-15-09	1250	Active	Adar 16-16T	115240	38420	3259	
2525	9-15-09	1255	Glacier	Patrick 203	83,620	50160	611664	
2526	9-15-09	1:18	Port of Oly	Celere 23	106300	39540	3261	
2527	9 15 09	128	"	" Mark 22	104500	39940	3263	
2528	9-15-09	1:34	"	Watson Ron 26	103600	40080	3264	
2529	9-15-09	2:00	SCHNITZER	WILKINS 08-100	97160	40360	97160	
530	9-16-09	600	Port of Oly	Celere 23	107100	39540	3270	
531	9-16-09	600	"	" Mark 22	104120	39940	3272	
532	9-16-09	6:00	"	Watson Ron 26	105340	40080	3271	

2581

*** * * REMEMBER 25 MPH MAX SPEED THRU RESIDENTIAL AREAS * * ***

94413270

TICKET NUMBER

CAT SCALE

CERTIFIED AUTOMATED TRUCK SCALE

CAT SCALE COMPANY
P.O. BOX 630
WALCOTT, IA 52773
(563) 284-6263
www.catscale.com

THE CAT SCALE GUARANTEE

The CAT Scale Company **GUARANTEES** that our scales will give an accurate weight. What makes us different from other scale companies is that we back up our guarantee with cash.©

IF YOU SHOULD GET AN OVERWEIGHT FINE, YOU SHOULD DO THE FOLLOWING TO GET THE PROBLEM RESOLVED:

1) Post bond and request a court date.
2) Call CAT Scale Company direct 24 hours a day at 1-877-CAT-SCALE (toll free).
3) IMMEDIATELY send a copy of the citation, CAT Scale ticket, your name, company, address, and phone number to CAT Scale Company Attn: Operations Manager.

THANK YOU FOR WEIGHING ON CAT SCALE!

The four weights shown below are separate weights. The TOTAL WEIGHT was weighed on a full length platform scale. **AXLE WEIGHTS CAN NOT BE CERTIFIED** and are **NOT LEGAL FOR TRADE, however, CAT SCALE COMPANY GUARANTEES THESE WEIGHTS TO BE CORRECT.**

DATE: 9-15-2009

SCALE LOCATION: 278 GEE-CEE'S TRUCKSTOP I-5 AND EXIT 57 TOLEDO WA

STEER AXLE	24780 lb
DRIVE AXLE	32560 lb
TRAILER AXLE	49760 lb
TOTAL WEIGHT	107100 lb

COMPANY CELORIE TRACTOR # 23 TRAILER # 23

WEIGHER'S SIGNATURE: CASSANDRA LINGRE FEE: 9.00 FULL WEIGH TICKET # (IF REWEIGH)

ONLY CERTIFIED WEIGHTS APPEAR BELOW THIS LINE

CERTIFIED WEIGHTS (imprint seal)

GROSS

TARE

NET

WEIGH NUMBER 3270

WEIGHMASTER CERTIFICATE

This is to certify that the following described commodity was weighed, measured, or counted by a Weighmaster, whose signature is on this Certificate, who is a recognized authority of accuracy, as prescribed by State Law.

COMMODITY WEIGHED: FREIGHT ALL KINDS

REMARKS:

TRACTOR LICENSE # YAD 8660-OR TRACTOR #

TRAILER LICENSE # TRAILER #

TRAILER LICENSE # TRAILER #

NAME OF WEIGHMASTER (print): CASSANDRA M. LINGREN

WEIGHMASTER SIGNATURE:

©CAT SCALE COMPANY® 12/06 (WA)

94413272

TICKET NUMBER

CAT SCALE

CERTIFIED AUTOMATED TRUCK SCALE

CAT SCALE COMPANY
P.O. BOX 630
WALCOTT, IA 52773
(563) 284-6263
www.catscale.com

THE CAT SCALE GUARANTEE

The CAT Scale Company **GUARANTEES** that our scales will give an accurate weight. What makes us different from other scale companies is that we back up our guarantee with cash.©

IF YOU SHOULD GET AN OVERWEIGHT FINE, YOU SHOULD DO THE FOLLOWING TO GET THE PROBLEM RESOLVED:

1) Post bond and request a court date.
2) Call CAT Scale Company direct 24 hours a day at 1-877-CAT-SCALE (toll free).
3) IMMEDIATELY send a copy of the citation, CAT Scale ticket, your name, company, address, and phone number to CAT Scale Company Attn: Operations Manager.

THANK YOU FOR WEIGHING ON CAT SCALE

The four weights shown below are separate weights. The TOTAL WEIGHT was weighed on a full length platform scale. **AXLE WEIGHTS CAN NOT BE CERTIFIED** and are **NOT LEGAL FOR TRADE, however, CAT SCALE COMPANY GUARANTEES THESE WEIGHTS TO BE CORRECT.**

DATE: 9-15-2009

SCALE LOCATION: 278 GEE-CEE'S TRUCKSTOP I-5 AND EXIT 57 TOLEDO WA

STEER AXLE	21800 lb
DRIVE AXLE	34340 lb
TRAILER AXLE	47980 lb
TOTAL WEIGHT	104120 lb

39940 Tare

COMPANY CELORIE TRACTOR # 22 TRAILER # 00

WEIGHER'S SIGNATURE: TIFFANY RUSSO FEE: 9.00 FULL WEIGH TICKET # (IF REWEIGH)

ONLY CERTIFIED WEIGHTS APPEAR BELOW THIS LINE

CERTIFIED WEIGHTS (imprint seal)

GROSS

TARE

NET

WEIGH NUMBER 3272

WEIGHMASTER CERTIFICATE

This is to certify that the following described commodity was weighed, measured, or counted by a Weighmaster, whose signature is on this Certificate, who is a recognized authority of accuracy, as prescribed by State Law.

COMMODITY WEIGHED: FREIGHT ALL KINDS

REMARKS:

TRACTOR LICENSE # TRACTOR #

TRAILER LICENSE # TRAILER #

TRAILER LICENSE # TRAILER #

NAME OF WEIGHMASTER (print): TIFFANY RUSSO

Material Recovery Systems Inc
PO Box 188
Longview, WA 98632
(206) 578-4616

94413271

TICKET NUMBER

CERTIFIED AUTOMATED TRUCK SCALE

CAT SCALE COMPANY
P.O. BOX 630
WALCOTT, IA 52773
(563) 284-6263
www.catscale.com

THE CAT SCALE GUARANTEE

The CAT Scale Company **GUARANTEES** that our scales will give an accurate weight. What makes us different from other scale companies is that we back up our guarantee with cash.©

IF YOU SHOULD GET AN OVERWEIGHT FINE, YOU SHOULD DO THE FOLLOWING TO GET THE PROBLEM RESOLVED:

1) Post bond and request a court date.
2) Call CAT Scale Company direct 24 hours a day at 1-877-CAT-SCALE (toll free).
3) **IMMEDIATELY** send a copy of the citation, CAT Scale ticket, your name, company address, and phone number to CAT Scale Company Attn: Operations Manager.

THANK YOU FOR WEIGHING ON CAT SCALE!

[illegible] Waste Management
[illegible] Recovery Transfer Facility
PO Box 188
Longview, WA 98632
(206) 578-4616

The four weights shown below are separate weights. The TOTAL WEIGHT was weighed on a full length platform scale. **AXLE WEIGHTS CAN NOT BE CERTIFIED** and are **NOT LEGAL FOR TRADE, however, CAT SCALE COMPANY GUARANTEES THESE WEIGHTS TO BE CORRECT.**

DATE: 9-15-2009

SCALE LOCATION: 278
GEE-CEE'S TRUCKSTOP
I-5 AND EXIT 57
TOLEDO WA

STEER AXLE	23040 lb
DRIVE AXLE	33240 lb
TRAILER AXLE	49060 lb
TOTAL WEIGHT	105340 lb

Tare W: 08/16/2009 [illegible]

COMPANY CELORIE TRACTOR # 26 TRAILER # 26

WEIGHER'S SIGNATURE: SHARI SKINNER FEE: 9.00 FULL WEIGH TICKET # (IF REWEIGH)

ONLY CERTIFIED WEIGHTS APPEAR BELOW THIS LINE

CERTIFIED WEIGHTS
(imprint seal)

GROSS

TARE

NET

WEIGH NUMBER
3271

WEIGHMASTER CERTIFICATE

This is to certify that the following described commodity was weighed, measured, or counted by a Weighmaster, whose signature is on this Certificate, who is a recognized authority of accuracy, as prescribed by State Law.

COMMODITY WEIGHED: FREIGHT ALL KINDS

REMARKS:

TRACTOR LICENSE # WAB633 OK TRACTOR #

TRAILER LICENSE # TRAILER #

TRAILER LICENSE # TRAILER #

NAME OF WEIGHMASTER (print):

WEIGHMASTER SIGNATURE:

© CAT SCALE COMPANY 12K (WA)

TRUCK LOG SHEET

trl #	DATE	TIME	CUSTOMER	HAULER, DRIVER & TRUCK#	GROSS/TARE WGT (LBS)	TICKET #	SYSTEM ID# (OFFICE USE ONLY)
701	~~9-24-09~~	~~8:20~~	~~Rivergate~~	~~Claussen 58~~	~~80060 40160~~	~~5530~~	
702	9-24-09	9:00	Port of Olympia	STAN palmer 35	105,720 41,000	94413544	
703	~~9-24-09~~	~~9:50~~	~~Rivergate~~	~~Claussen 2 [illegible]~~	~~9,380 4680~~	~~5541~~	
704	9-24-09	11:30	Schnitzer	Wilkins 08-100	90200 40500		
705	~~9-24-09~~	~~12:00~~	~~Rivergate~~	~~Claussen 58~~	~~71180 40700~~	~~5546~~	
706	9-24-09	12:20	port of Olympia	STAN palmer 35	105,180 41,000	94413555	
707	~~9/24/09~~	~~1255~~	~~[illegible]~~	~~[illegible]~~	~~98980 [illegible]~~		
708	~~9/24/09~~	~~1255~~	~~Glacier~~	~~Patrick 203~~	~~89900 50160~~	~~612309~~	
709	~~9-24-09~~	~~130~~	~~Schnitzer~~	~~Wilkins 08105~~	~~75260 40560~~		
710	~~9-24-09~~	~~140~~	~~Glacier~~	~~[illegible] 201~~	~~97880 46300~~	~~[illegible]~~	

94413544
TICKET NUMBER

CERTIFIED AUTOMATED TRUCK SCALE

CAT SCALE COMPANY
P.O. BOX 630
WALCOTT, IA 52773
(563) 284-6263
www.catscale.com

THE CAT SCALE GUARANTEE

The CAT Scale Company **GUARANTEES** that our scales will give an accurate weight. What makes us different from other scale companies is that we back up our guarantee with cash.©

IF YOU SHOULD GET AN OVERWEIGHT FINE, YOU SHOULD DO THE FOLLOWING TO GET THE PROBLEM RESOLVED:

1) Post bond and request a court date.
2) Call CAT Scale Company direct 24 hours a day at 1-877-CAT-SCALE (toll free).
3) IMMEDIATELY send a copy of the citation, CAT Scale ticket, your name, company, address, and phone number to CAT Scale Company Attn: Operations Manager.

THANK YOU FOR WEIGHING ON CAT SCALE

Longview Waste Management
Center of Recovery / Transfer Facility
PO Box 188
Longview, WA 98632
(206) 577-4614

The four weights shown below are separate weights. The TOTAL WEIGHT was weighed on a full length platform scale. **AXLE WEIGHTS CAN NOT BE CERTIFIED** and are **NOT LEGAL FOR TRADE, however, CAT SCALE COMPANT GUARANTEES THESE WEIGHTS TO BE CORRECT.**

DATE: 9-24-2009

SCALE LOCATION: 278
GEE-CEE'S TRUCKSTOP
I-5 AND EXIT 57
TOLEDO WA

STEER AXLE	15680 lb
DRIVE AXLE	40940 lb
TRAILER AXLE	49100 lb
TOTAL WEIGHT	105720 lb

41000 Tare

COMPANY STAN PALMER CONST TRACTOR # 35 TRAILER # JBR 9054

WEIGHER'S SIGNATURE: KAREN SUTHERLAND FEE: 9.00 FULL WEIGH TICKET # (IF REWEIGH)

ONLY CERTIFIED WEIGHTS APPEAR BELOW THIS LINE

CERTIFIED WEIGHTS (imprint seal)

GROSS

TARE

NET

WEIGH NUMBER 3544

WEIGHMASTER CERTIFICATE

This is to certify that the following described commodity was weighed, measured, or counted by a Weighmaster, whose signature is on this Certificate, who is a recognized authority of accuracy, as prescribed by State Law.

COMMODITY WEIGHED: FREIGHT ALL KINDS
REMARKS:
TRACTOR LICENSE # TRACTOR #
TRAILER LICENSE # TRAILER #
TRAILER LICENSE # TRAILER #

NAME OF WEIGHMASTER (print):
WEIGHMASTER SIGNATURE:

©CAT SCALE COMPANY 12/0 (WA)

94413555
TICKET NUMBER

CERTIFIED AUTOMATED TRUCK SCALE

CAT SCALE COMPANY
P.O. BOX 630
WALCOTT, IA 52773
(563) 284-6263
www.catscale.com

THE CAT SCALE GUARANTEE

The CAT Scale Company **GUARANTEES** that our scales will give an accurate weight. What makes us different from other scale companies is that we back up our guarantee with cash.©

IF YOU SHOULD GET AN OVERWEIGHT FINE, YOU SHOULD DO THE FOLLOWING TO GET THE PROBLEM RESOLVED:

1) Post bond and request a court date.
2) Call CAT Scale Company direct 24 hours a day at 1-877-CAT-SCALE (toll free).
3) IMMEDIATELY send a copy of the citation, CAT Scale ticket, your name, company, address, and phone number to CAT Scale Company Attn: Operations Manager.

THANK YOU FOR WEIGHING ON CAT SCALE!

The four weights shown below are separate weights. The TOTAL WEIGHT was weighed on a full length platform scale. **AXLE WEIGHTS CAN NOT BE CERTIFIED** and are **NOT LEGAL FOR TRADE, however, CAT SCALE COMPANY GUARANTEES THESE WEIGHTS TO BE CORRECT.**

DATE: 9-24-2009

SCALE LOCATION: 278
GEE-CEE'S TRUCKSTOP
I-5 AND EXIT 57
TOLEDO WA

STEER AXLE	17740 lb
DRIVE AXLE	36840 lb
TRAILER AXLE	50600 lb
TOTAL WEIGHT	105180 lb

41000 Tare

COMPANY STAN PALMER CONST TRACTOR # 35 TRAILER # 02-046

WEIGHER'S SIGNATURE: MARCIA FRIEND FEE: 9.00 FULL WEIGH TICKET # (IF REWEIGH)

ONLY CERTIFIED WEIGHTS APPEAR BELOW THIS LINE

CERTIFIED WEIGHTS (imprint seal)

GROSS

TARE

NET

WEIGH NUMBER 3555

WEIGHMASTER CERTIFICATE

This is to certify that the following described commodity was weighed, measured, or counted by a Weighmaster, whose signature is on this Certificate, who is a recognized authority of accuracy, as prescribed by State Law.

COMMODITY WEIGHED: FREIGHT ALL KINDS
REMARKS:
TRACTOR LICENSE # TRACTOR #
TRAILER LICENSE # TRAILER #
TRAILER LICENSE # TRAILER #

NAME OF WEIGHMASTER (print):
WEIGHMASTER SIGNATURE:

©CAT SCALE COMPANY 12/0 (WA)

TRUCK LOG SHEET

Ctrl #	DATE	TIME	CUSTOMER	HAULER, DRIVER & TRUCK#	GROSS/TARE WGT (LBS)		TICKET #	SYSTEM ID# (OFFICE USE ONLY)
2701	9-24-04	8-20	R. Sergeate	Claussen 35	80060	40,160	5530	
2702	9-[illegible]09	9:00	~~Sign~~ Port of Olympia	STAN palmer 35	105,770	41,000	14413544	
2703	9-24-09	[illegible]	[illegible]	CLAUSSEN 2 Feathers	91350	46840	5541	
2704	9-24-09	11:30	SCHNITZER	WILKINS 08-100	90200	40500	98202	
2705	9-24-09	12:00	[illegible]	Claussen 36	71180	40,380	5546	
2706	9-24-09	12:20	port of olympia	STAN palmer 35	105,180	41,000	94413535	
2707	9/24/09	1255	~~[illegible]~~ Schnitzer	[illegible] 08101	98980	50420	98780	
2708	9/24/09	1255	GLACIER	[illegible] 203	89900	50160	612309	
2709	9-24-09	130	Schnitzer	WILKINS 08101	95260	40460	95260	
2710	9-24-09	140	Glacier	[illegible] 201	87880	46300	612315	
2711	9-25-09	608	[illegible] Schnitzer	WILKINS 0899	94700	40780	94700	
2712	9-25-09	6:45	SCHNITZER	WILKINS 08-100	96600	40320	96600	
2713	9-25-09	855	RIVERGATE	CLAUSSEN 2 Feathers	87,780	47000	5563	
2714	9/25/09	7:55	Schnitzer	Wilkins 08101	104660	40700	104[illegible]0	
2715	[illegible]	[illegible]	[illegible]	[illegible] 0899	[illegible]	[illegible]	[illegible]	
2716	9/25/09	8:45	port of olympia	STAN palmer 35	106,480	41,000	94413575	
2717	9-25-09	1002	Schnitzer	WILKINS 0899	101800	40860	101500	
18	9/25/09	10:00	Rivergate	Claussen 38	71440	40240	5565	
19	9-25-09	11:30	SCHNITZER	WILKINS 08-100	95760	40560	95760	
20	9/25/09	11:50	"	" 08101	101420	40540	101420	
21	9/25/09	12:40	Rivergate	Claussen 711	87780	45620	5567	
22	9/25/09	12:40	port of olympia	STAN palmer 35	105,040	41,000	94413580	
23	[illegible]	[illegible]	[illegible]	[illegible] 0899	97200	40960	[illegible]	
24	9/25/09	6:08	[illegible] Rivergate	Claussen 711	89640	46500	5576	

*** * * REMEMBER 25 MPH MAX SPEED THRU RESIDENTIAL AREAS * * ***

94413580

TICKET NUMBER

CERTIFIED AUTOMATED TRUCK SCALE

CAT SCALE COMPANY
P.O. BOX 630
WALCOTT, IA 52773
(563) 284-6263
www.catscale.com

THE CAT SCALE GUARANTEE

The CAT Scale Company **GUARANTEES** that our scales will give an accurate weight. What makes us different from other scale companies is that we back up our guarantee with cash.©

IF YOU SHOULD GET AN OVERWEIGHT FINE, YOU SHOULD DO THE FOLLOWING TO GET THE PROBLEM RESOLVED:

1) Post bond and request a court date.
2) Call CAT Scale Company direct 24 hours a day at 1-877-CAT-SCALE (toll free).
3) IMMEDIATELY send a copy of the citation, CAT Scale ticket, your name, company, address, and phone number to CAT Scale Company Attn: Operations Manager.

THANK YOU FOR WEIGHING ON CAT SCALE!

The four weights shown below are separate weights. The TOTAL WEIGHT was weighed on a full length platform scale. **AXLE WEIGHTS CAN NOT BE CERTIFIED** and are **NOT LEGAL FOR TRADE, however, CAT SCALE COMPANY GUARANTEES THESE WEIGHTS TO BE CORRECT.**

DATE: 9-25-2009

SCALE LOCATION: 278
GEE-CEE'S TRUCKSTOP
I-5 AND EXIT 57
TOLEDO WA

STEER AXLE	17440 lb
DRIVE AXLE	38240 lb
TRAILER AXLE	49360 lb
TOTAL WEIGHT	105040 lb
	41000 Tare

COMPANY STANPALMER TRACTOR # 35 TRAILER # 02-046

WEIGHER'S SIGNATURE: BARBARA ROBINSON FEE: 9.00 FULL WEIGH TICKET # (IF REWEIGH)

ONLY CERTIFIED WEIGHTS APPEAR BELOW THIS LINE

CERTIFIED WEIGHTS (imprint seal)

GROSS

TARE

NET

WEIGH NUMBER
3580

WEIGHMASTER CERTIFICATE

This is to certify that the following described commodity was weighed, measured, or counted by a Weighmaster, whose signature is on this Certificate, who is a recognized authority of accuracy, as prescribed by State Law.

COMMODITY WEIGHED: FREIGHT ALL KINDS
REMARKS:
TRACTOR LICENSE # TRACTOR #
TRAILER LICENSE # TRAILER #
TRAILER LICENSE # TRAILER #

NAME OF WEIGHMASTER (print):
WEIGHMASTER SIGNATURE:

© CAT SCALE COMPANY • 1200 (WA)

94413575

TICKET NUMBER

CERTIFIED AUTOMATED TRUCK SCALE

CAT SCALE COMPANY
P.O. BOX 630
WALCOTT, IA 52773
(563) 284-6263
www.catscale.com

THE CAT SCALE GUARANTEE

The CAT Scale Company **GUARANTEES** that our scales will give an accurate weight. What makes us different from other scale companies is that we back up our guarantee with cash.©

IF YOU SHOULD GET AN OVERWEIGHT FINE, YOU SHOULD DO THE FOLLOWING TO GET THE PROBLEM RESOLVED:

1) Post bond and request a court date.
2) Call CAT Scale Company direct 24 hours a day at 1-877-CAT-SCALE (toll free).
3) IMMEDIATELY send a copy of the citation, CAT Scale ticket, your name, company, address, and phone number to CAT Scale Company Attn: Operations Manager.

THANK YOU FOR WEIGHING ON CAT SCALE!

The four weights shown below are separate weights. The TOTAL WEIGHT was weighed on a full length platform scale. **AXLE WEIGHTS CAN NOT BE CERTIFIED** and are **NOT LEGAL FOR TRADE, however, CAT SCALE COMPANY GUARANTEES THESE WEIGHTS TO BE CORRECT.**

DATE: 9-25-2009

SCALE LOCATION: 278
GEE-CEE'S TRUCKSTOP
I-5 AND EXIT 57
TOLEDO WA

STEER AXLE	17520 lb
DRIVE AXLE	37860 lb
TRAILER AXLE	51100 lb
TOTAL WEIGHT	106480 lb
	41000 Tare

COMPANY STAN PALMER CONST TRACTOR # 35 TRAILER # 02-046

WEIGHER'S SIGNATURE: KAREN SUTHERLAND FEE: 9.00 FULL WEIGH TICKET # (IF REWEIGH)

ONLY CERTIFIED WEIGHTS APPEAR BELOW THIS LINE

CERTIFIED WEIGHTS (imprint seal)

GROSS

TARE

NET

WEIGH NUMBER
3575

WEIGHMASTER CERTIFICATE

This is to certify that the following described commodity was weighed, measured, or counted by a Weighmaster, whose signature is on this Certificate, who is a recognized authority of accuracy, as prescribed by State Law.

COMMODITY WEIGHED: FREIGHT ALL KINDS
REMARKS:
TRACTOR LICENSE # TRACTOR #
TRAILER LICENSE # TRAILER #
TRAILER LICENSE # TRAILER #

NAME OF WEIGHMASTER (print):
WEIGHMASTER SIGNATURE:

© CAT SCALE COMPANY • 1200 (WA)

TRUCK LOG SHEET

trl #	DATE	TIME	CUSTOMER	HAULER, DRIVER & TRUCK#	GROSS/TARE WGT (LBS)	TICKET #	SYSTEM ID# (OFFICE USE ONLY)
725	9-28	6:10	Rivergate	Claussen Trucking	76,040/39,700	5575	
726	9-28	6:10	Rivergate	[illegible]	76,[illegible] 38,920	5577	
727	9-28	610	Rivergate	Claussen Trucking	87,460 46,660	5574	
728	9-28	6:50	CDL Recycle	Jordan #841	77,340 41,951	16215	
729	9-28	7:40	Morton	Celorie 23	106300 39540	3609	
730	9-28	750	"	" Mark #22	109460 39940	3610	
731	9-28	8:05	Morton	Celorie #11 Michael	107660 40520	3611	
732	9/28/09	8:30	Schnitzer	Wilkins - Steve - L-17	97,680 46,[illegible]	97680	
733	9/28/09	938	Rivergate	Claussen - Roxel - 2 Fenters	84,420 46500	5579	
734	9/28/09	9:55	Port of Olympia	Stan Palmer 35	105,500 41000	94413613	
735	9/28/09	1017	Dept of Corrections	Celorie Bros 21	105800 40640	3619	
736	9-28-09	10:35	Rivergate	Claussen trucking /516	75,200 / 38100	5580	
737	9-28-09	10:40	Morton	Celorie 23	114620 39540	3615	
738	9-28-09	10:45	Rivergate	Claussen trucking/[illegible]	75[illegible] 40300	5583	
739	9-28-09	10:45	Glacier	Patrick 203	95,620 50160	612482	
740	9-28-09	10:55	Dept of Corrections	Watson 26	104920 39780	3617	
741	9/28/09	10:55	Dept of Corrections	M. Allen M1	107320 39160	3618	
742	9-28-09	1100	Morton	Celorie Mark #22	108100 39940	3619	
743	9-28-09	11:10	Morton	Celorie #11 Mike	106480 40520	3620	
744	9-28-09	1115	Glacier	Sh 201	94820 -46300	612494	
745	9/28/09	11:35	Rivergate	Claussen 711	85400 45440	5598	
746	9/28/09	11:40	Schnitzer	Wilkins 08101	99220 40720	99220	
747	9/28/09	1:15	Schnitzer	Wilkins - Steve - L-17	92,240 46,140	92240	
748	9-28-09	115	Schnitzer	Wilkins Robert OF-104	94680 43420	94680	

* * * REMEMBER 25 MPH MAX SPEED THRU RESIDENTIAL AREAS * * *

94413613

TICKET NUMBER

CAT SCALE

CERTIFIED AUTOMATED TRUCK SCALE

CAT SCALE COMPANY
P.O. BOX 630
WALCOTT, IA 52773
(563) 284-6263
www.catscale.com

THE CAT SCALE GUARANTEE

The CAT Scale Company **GUARANTEES** that our scales will give an accurate weight. What makes us different from other scale companies is that we back up our guarantee with cash.[1]

IF YOU SHOULD GET AN OVERWEIGHT FINE, YOU SHOULD DO THE FOLLOWING TO GET THE PROBLEM RESOLVED:

1) Post bond and request a court date.
2) Call CAT Scale Company direct 24 hours a day at 1-877-CAT-SCALE (toll free).
3) IMMEDIATELY send a copy of the citation, CAT Scale ticket, your name, company, address, and phone number to CAT Scale Company Attn: Operations Manager.

THANK YOU FOR WEIGHING ON CAT SCALE!

The four weights shown below are separate weights. The TOTAL WEIGHT was weighed on a full length platform scale. **AXLE WEIGHTS CAN NOT BE CERTIFIED** and are **NOT LEGAL FOR TRADE, however, CAT SCALE COMPANY GUARANTEES THESE WEIGHTS TO BE CORRECT.**

DATE: 9-28-2009

SCALE LOCATION: 27e
GEE CEE'S TRUCKSTOP
I-5 AND EXIT 59
TOLEDO WA

STEER AXLE	18040 lb
DRIVE AXLE	37400 lb
TRAILER AXLE	50060 lb
TOTAL WEIGHT	105500 lb

4/100 Tare

COMPANY: STAN PALMER CONST TRACTOR #: 35 TRAILER #: 025-046

WEIGHER'S SIGNATURE: [signature] FEE: 9.00 FULL WEIGH TICKET # (IF REWEIGH): _____

ONLY CERTIFIED WEIGHTS APPEAR BELOW THIS LINE

CERTIFIED WEIGHTS
(imprint seal)

GROSS

TARE

NET

WEIGHMASTER CERTIFICATE

This is to certify that the following described commodity was weighed, measured, or counted by a Weighmaster, whose signature is on this Certificate, who is a recognized authority of accuracy, as prescribed by State Law.

COMMODITY WEIGHED: FREIGHT ALL KINDS

REMARKS: _____

TRACTOR LICENSE # _____ TRACTOR # _____

TRAILER LICENSE # _____ TRAILER # _____

TRAILER LICENSE # _____ TRAILER # _____

NAME OF WEIGHMASTER (print): _____

WEIGHMASTER SIGNATURE: _____

CAT SCALE COMPANY 128 (WA)

TRUCK LOG SHEET

trl #	DATE	TIME	CUSTOMER	HAULER, DRIVER & TRUCK#	GROSS/TARE WGT (LBS)		TICKET #	SYSTEM ID# (OFFICE USE ONLY)
773	9/29/09	10:30	Rivergate Cabey	Claussen Michel 711	90,100	45140	5651	
774	9/29/09	11:30	Rivergate	Claussen Rocci 2 Fontanes	90320	46640	5657	
775	9-29-09	12:00	Wilkins	Schnitzer Robert 08-104	94,610	43480		
776	9-29-09	12:00	Morton	Celorie 23	107100	39540	3686	
777	9-29-09	12:15	"	" Mark 22	104380	39940	3688	
778	9-29-09	12:20	CDL RECYCLE	JORDAN 841	71,840	41,951	16253	
779	9-29-09	12:35	GLACIER	Patrick 203	86,780	50160	62606	
780	9/29/09	1:05	Rivergate	Claussen Jerry 777	83,820	42,240	5661	
781	9/29/09	1:25	Morton	Celorie #11 Mike	107820	40520	3692	
782	9/29/09	1:30	Port of Olympia	STAN PALMER 35	103,500	41,000	9441 3695	
783	9/29/09	1:30	Port of Olympia	Stan Palmer 62	103440	41,400	9441	894
784	9/29/09	1:30	Port of Olympia	Mountain West 33	78,840	38,200	9693	
785	9-29-09	1:55	PORT OF OLYMPIA	STAN PALMER 61	87440	43040	5697	
786	9/29/09	1:45	Schnitzer	Wilkins Steve - L-17	93,660	46,120		
787	9-30-09	6:00	Morton	Celorie Mark 22	104080	39940	3702	
788	9-30-09	6:00	Morton	Celorie 23	108100	39540	3701	
789	9-30-09	6:00	Rivergate	Claussen Jerry 777	85,900	42,600	5686	
790	9/30/09	6:05	Schnitzer	Wilkins 08101	98920	40100		
791	9-30-09	6:40	"	" 0899	100220	40380		
792	9-30-09	7:00	GLACIER	Patrick 203	93700	50160		
793	9-30-09	7:00	Rivergate	Claussen/Bob/516	85540	38480	5689	
794	9-30-09	7:15	Glacier	Stan 201	94000	46300		
795								
796								

*** * * REMEMBER 25 MPH MAX SPEED THRU RESIDENTIAL AREAS * * ***

94413695

TICKET NUMBER

CAT SCALE

CERTIFIED AUTOMATED TRUCK SCALE

CAT SCALE COMPANY
P.O. BOX 630
WALCOTT, IA 52773
(563) 284-6263
www.catscale.com

THE CAT SCALE GUARANTEE

The CAT Scale Company **GUARANTEES** that our scales will give an accurate weight. What makes us different from other scale companies is that we back up our guarantee with cash.©

IF YOU SHOULD GET AN OVERWEIGHT FINE, YOU SHOULD DO THE FOLLOWING TO GET THE PROBLEM RESOLVED:

1) Post bond and request a court date.
2) Call CAT Scale Company direct 24 hours a day at 1-877-CAT-SCALE (toll free).
3) IMMEDIATELY send a copy of the citation, CAT Scale ticket, your name, company, address, and phone number to CAT Scale Company Attn: Operations Manager.

THANK YOU FOR WEIGHING ON CAT SCALE!

Integrated Waste Material Recovery / Transfer Facility
PO Box 188
Longview, WA 98632
(206) 578-4616

The four weights shown below are separate weights. The TOTAL WEIGHT was weighed on a full length platform scale. **AXLE WEIGHTS CAN NOT BE CERTIFIED** and are **NOT LEGAL FOR TRADE, however, CAT SCALE COMPANY GUARANTEES THESE WEIGHTS TO BE CORRECT.**

DATE: 9-29-2009

SCALE LOCATION: 278
GEE-CEE'S TRUCKSTOP
I-5 AND EXIT 57
TOLEDO WA

STEER AXLE	17040 lb
DRIVE AXLE	37480 lb
TRAILER AXLE	48980 lb
TOTAL WEIGHT	103500 lb

COMPANY STAN PALMER TRACTOR # 35 THAILER # 62-048

WEIGHER'S SIGNATURE: BARBARA ROBINSON FEE: 9.00 FULL WEIGH TICKET # _____ (IF REWEIGH)

ONLY CERTIFIED WEIGHTS APPEAR BELOW THIS LINE

CERTIFIED WEIGHTS (imprint seal)

GROSS

TARE

NET

WEIGH NUMBER
3675

WEIGHMASTER CERTIFICATE

This is to certify that the following described commodity was weighed, measured, or counted by a Weighmaster, whose signature is on this Certificate, who is a recognized authority of accuracy, as prescribed by State Law.

COMMODITY WEIGHED: FREIGHT ALL KINDS
REMARKS: _____
TRACTOR LICENSE # _____ TRACTOR # _____
TRAILER LICENSE # _____ TRAILER # _____
TRAILER LICENSE # _____ TRAILER # _____

NAME OF WEIGHMASTER (print): _____
WEIGHMASTER SIGNATURE: _____

© CAT SCALE COMPANY 12A (WA)

94413694

TICKET NUMBER

CAT SCALE

CERTIFIED AUTOMATED TRUCK SCALE

CAT SCALE COMPANY
P.O. BOX 630
WALCOTT, IA 52773
(563) 284-6263
www.catscale.com

1257
94413694

THE CAT SCALE GUARANTEE

The CAT Scale Company **GUARANTEES** that our scales will give an accurate weight. What makes us different from other scale companies is that we back up our guarantee with cash.©

IF YOU SHOULD GET AN OVERWEIGHT FINE, YOU SHOULD DO THE FOLLOWING TO GET THE PROBLEM RESOLVED:

1) Post bond and request a court date.
2) Call CAT Scale Company direct 24 hours a day at 1-877-CAT-SCALE (toll free).
3) IMMEDIATELY send a copy of the citation, CAT Scale ticket, your name, company, address, and phone number to CAT Scale Company Attn: Operations Manager.

THANK YOU FOR WEIGHING ON CAT SCALE!

The four weights shown below are separate weights. The TOTAL WEIGHT was weighed on a full length platform scale. **AXLE WEIGHTS CAN NOT BE CERTIFIED** and are **NOT LEGAL FOR TRADE, however, CAT SCALE COMPANY GUARANTEES THESE WEIGHTS TO BE CORRECT.**

DATE: 9-29-2009

SCALE LOCATION: 278
GEE-CEE'S TRUCKSTOP
I-5 AND EXIT 57
TOLEDO WA

STEER AXLE	16780 lb
DRIVE AXLE	37780 lb
TRAILER AXLE	48880 lb
TOTAL WEIGHT	103440 lb

COMPANY PALMER TRACTOR # 62 TRAILER # 62T

WEIGHER'S SIGNATURE: TIA WARD FEE: 9.00 FULL WEIGH TICKET # _____ (IF REWEIGH)

ONLY CERTIFIED WEIGHTS APPEAR BELOW THIS LINE

CERTIFIED WEIGHTS (imprint seal)

GROSS

TARE

NET

WEIGH NUMBER
3694

WEIGHMASTER CERTIFICATE

This is to certify that the following described commodity was weighed, measured, or counted by a Weighmaster, whose signature is on this Certificate, who is a recognized authority of accuracy, as prescribed by State Law.

COMMODITY WEIGHED: FREIGHT ALL KINDS
REMARKS: _____
TRACTOR LICENSE # _____ TRACTOR # _____
TRAILER LICENSE # _____ TRAILER # _____
TRAILER LICENSE # _____ TRAILER # _____

NAME OF WEIGHMASTER (print): _____
WEIGHMASTER SIGNATURE: _____

© CAT SCALE COMPANY 12A

94413693

TICKET NUMBER

CAT SCALE

CERTIFIED AUTOMATED TRUCK SCALE

CAT SCALE COMPANY
P.O. BOX 630
WALCOTT, IA 52773
(563) 284-6263
www.catscale.com

1243
94413693

THE CAT SCALE GUARANTEE

The CAT Scale Company **GUARANTEES** that our scales will give an accurate weight. What makes us different from other scale companies is that we back up our guarantee with cash.©

IF YOU SHOULD GET AN OVERWEIGHT FINE, YOU SHOULD DO THE FOLLOWING TO GET THE PROBLEM RESOLVED:

1) Post bond and request a court date.
2) Call CAT Scale Company direct 24 hours a day at 1-877-CAT-SCALE (toll free).
3) IMMEDIATELY send a copy of the citation, CAT Scale ticket, your name, company, address, and phone number to CAT Scale Company Attn: Operations Manager.

THANK YOU FOR WEIGHING ON CAT SCALE!

The four weights shown below are separate weights. The TOTAL WEIGHT was weighed on a full length platform scale. **AXLE WEIGHTS CAN NOT BE CERTIFIED** and are **NOT LEGAL FOR TRADE, however, CAT SCALE COMPANY GUARANTEES THESE WEIGHTS TO BE CORRECT.**

DATE: 9-29-2009

SCALE LOCATION: 278 GEE-CEE'S TRUCKSTOP I-5 AND EXIT 57 TOLEDO WA

STEER AXLE	20040 lb
DRIVE AXLE	24540 lb
TRAILER AXLE	34260 lb
TOTAL WEIGHT	78840 lb

Company
Waste Management
Recovery / Transfer Facility
PO Box 188
Longview WA 98632
(206) 578-4616

COMPANY MOUNTAIN WEST TRACTOR # 33 TRAILER # 44

WEIGHER'S SIGNATURE: Barbara A Robinson FEE: 9.00 FULL WEIGH TICKET # _____ (IF REWEIGH)

BARBARA ROBINSON

ONLY CERTIFIED WEIGHTS APPEAR BELOW THIS LINE

CERTIFIED WEIGHTS (imprint seal)

GROSS

TARE

NET

WEIGH NUMBER
3693

WEIGHMASTER CERTIFICATE

This is to certify that the following described commodity was weighed, measured, or counted by a Weighmaster, whose signature is on this Certificate, who is a recognized authority of accuracy, as prescribed by State Law.

COMMODITY WEIGHED: FREIGHT ALL KINDS

REMARKS: JOB # 9054

TRACTOR LICENSE # _____ TRACTOR # _____

TRAILER LICENSE # _____ TRAILER # _____

TRAILER LICENSE # _____ TRAILER # _____

NAME OF WEIGHMASTER (print): _____

WEIGHMASTER SIGNATURE: _____

© CAT SCALE COMPANY® 12/0 (WA)

94413697

TICKET NUMBER

CAT SCALE

CERTIFIED AUTOMATED TRUCK SCALE

CAT SCALE COMPANY
P.O. BOX 630
WALCOTT, IA 52773
(563) 284-6263
www.catscale.com

[redacted]

THE CAT SCALE GUARANTEE

The CAT Scale Company **GUARANTEES** that our scales will give an accurate weight. What makes us different from other scale companies is that we back up our guarantee with cash.©

IF YOU SHOULD GET AN OVERWEIGHT FINE, YOU SHOULD DO THE FOLLOWING TO GET THE PROBLEM RESOLVED:

1) Post bond and request a court date.
2) Call CAT Scale Company direct 24 hours a day at 1-877-CAT-SCALE (toll free).
3) IMMEDIATELY send a copy of the citation, CAT Scale ticket, your name, company, address, and phone number to CAT Scale Company Attn: Operations Manager.

THANK YOU FOR WEIGHING ON CAT SCALE!

The four weights shown below are separate weights. The TOTAL WEIGHT was weighed on a full length platform scale. **AXLE WEIGHTS CAN NOT BE CERTIFIED** and are **NOT LEGAL FOR TRADE, however, CAT SCALE COMPANY GUARANTEES THESE WEIGHTS TO BE CORRECT.**

DATE: 9-29-2009

SCALE LOCATION: 278 GEE-CEE'S TRUCKSTOP I-5 AND EXIT 57 TOLEDO WA

STEER AXLE	20040 lb
DRIVE AXLE	27200 lb
TRAILER AXLE	40200 lb
TOTAL WEIGHT	87440 lb

COMPANY STAN PALMER CONST TRACTOR # 61 TRAILER # 42

WEIGHER'S SIGNATURE: Rachel Wallace FEE: 9.00 FULL WEIGH TICKET # _____ (IF REWEIGH)

RACHEL WALLACE

ONLY CERTIFIED WEIGHTS APPEAR BELOW THIS LINE

CERTIFIED WEIGHTS (imprint seal)

GROSS

TARE

NET

WEIGH NUMBER
3697

WEIGHMASTER CERTIFICATE

This is to certify that the following described commodity was weighed, measured, or counted by a Weighmaster, whose signature is on this Certificate, who is a recognized authority of accuracy, as prescribed by State Law.

COMMODITY WEIGHED: FREIGHT ALL KINDS

REMARKS: _____

TRACTOR LICENSE # _____ TRACTOR # _____

TRAILER LICENSE # _____ TRAILER # _____

TRAILER LICENSE # _____ TRAILER # _____

NAME OF WEIGHMASTER (print): _____

WEIGHMASTER SIGNATURE: _____

© CAT SCALE COMPANY® 12 (WA)

LOAD SUMMARY

Removal of Contaminated Soils

EAST BAY			GEE-CEE'S TRUCKSTOP					WEYERHAEUSER		
DATE DEPARTURE	TIME OF DEPARTURE	HAULER, DRIVER, TRUCK#	DATE	GROSS WGT (LBS)	TARE WGT (LBS)	NET WGT (LBS)	TICKET #	DATE ARRIVAL	TIME OF ARRIVAL	Load Count
10/2/2009	8:30 AM	Stan Palmer - #35	10/2/2009	105220	41000	64,220	94413790	10/2/2009	11:10 AM	202
10/6/2009	7:20 AM	Stan Palmer - #62	10/6/2009	105520	41400	64,120	94413865	10/6/2009	9:15 AM	203
10/6/2009	11:15 AM	Stan Palmer - #62	10/6/2009	102840	41000	61,840	94413895	10/6/2009	1:05 PM	204
10/8/2009	7:10 AM	Kissler - Ed - #8	10/8/2009	109180	40560	68,620	94413981	10/8/2009	9:30 AM	205
10/8/2009	7:15 AM	Kissler - Pat - #7	10/8/2009	102500	40220	62,280	94413980	10/8/2009	9:35 AM	206
10/8/2009	7:20 AM	Kissler - Anthony - #6	10/8/2009	107500	38100	69,400	94413979	10/8/2009	9:40 AM	207
10/8/2009	3:00 PM	Kissler - Ed - #8	10/9/2009	109240	40560	68,680	94414013	10/9/2009	6:05 AM	208
10/8/2009	3:05 PM	Kissler - Pat - #7	10/9/2009	105360	40220	65,140	94414011	10/9/2009	6:05 AM	209
10/8/2009	3:10 PM	Kissler - Anthony - #6	10/9/2009	109820	38100	71,720	94414012	10/9/2009	6:05 AM	210
10/9/2009	7:10 AM	Kissler - Ed - #8	10/9/2009	107740	40560	67,180	94414041	10/9/2009	9:45 AM	211
10/9/2009	7:15 AM	Kissler - Anthony - #6	10/9/2009	108340	38100	70,240	94414042	10/9/2009	9:45 AM	212
10/9/2009	7:20 AM	Kissler - Pat - #7	10/9/2009	110540	40220	70,320	94414043	10/9/2009	9:45 AM	213
10/9/2009	12:00 PM	Kissler - Pat - #7	10/9/2009	104420	40220	64,200	94414059	10/9/2009	1:12 PM	214
10/9/2009	12:05 PM	Kissler - Ed - #8	10/9/2009	110480	40560	69,920	94414060	10/9/2009	1:17 PM	215
10/9/2009	12:10 PM	Kissler - Anthony - #6	10/9/2009	108900	38100	70,800	94414062	10/9/2009	1:20 PM	216
10/12/2009	7:20 AM	Stan Palmer - Oliver - #01-038	10/12/2009	102500	41600	60,900	94414100	10/12/2009	9:36A	217
10/12/2009	7:30 AM	Stan Palmer - Mark - #01-020	10/12/2009	103460	42800	60,660	94414099	10/12/2009	9:36A	218
10/12/2009	12:05 PM	Stan Palmer - Mark - #01-020	10/12/2009	98400	42800	55,600	94414115	10/12/2009	1:10P	219
10/12/2009	12:10 PM	Stan Palmer - Oliver - #01-038	10/12/2009	103480	41600	61,880	94414117	10/12/2009	1:11P	220
10/13/2009	7:30 AM	Stan Palmer - Mark - #01-020	10/13/2009	95200	42800	52,400	94414138	10/13/2009	9:28 AM	221
10/13/2009	12:20 PM	Stan Palmer - Mark - #01-020	10/13/2009	99020	42800	56,220	94414149	10/13/2009	1:35 PM	222
10/19/2009	7:40 AM	Stan Palmer - Mark - #01-020	10/19/2009	105700	43200	62,500	94446808	10/19/2009	9:45 AM	223
10/19/2009	10:15 AM	Stan Palmer - Oliver - #01-038	10/19/2009	106480	41600	64,880	94446810	10/19/2009	11:28 AM	224
10/22/2009	7:30 AM	Stan Palmer - Mark - #01-020	10/22/2009	103360	43200	60160	94446933	10/22/2009	9:25A	225
10/22/2009	11:30 AM	S…. - #62	10/22/2009	105500	41440	64060	94446939	10/22/2009	12:40P	226
10/22/2009	12:05 PM	Stan Palmer - Mark - #01-020	10/22/2009	92040	43200	48840	94446940	10/22/2009	1:10P	227

DATE DEPARTURE	TIME OF DEPARTURE	HAULER, DRIVER, TRUCK#	DATE	GROSS WGT (LBS)	TARE WGT (LBS)	NET WGT (LBS)	TICKET #	DATE ARRIVAL	TIME OF ARRIVAL	Load Count
10/23/2009	8:00 AM	Stan Palmer - Oliver - #38	10/23/2009	102100	41600	60500	94446968	10/23/2009	9:45A	228
10/23/2009	8:15 AM	Stan Palmer - Mark - #20	10/23/2009	107340	43200	64140	94446969	10/23/2009	9:55A	229
10/26/2009	7:45 AM	Stan Palmer - Mark - #20	10/26/2009	100060	43200	56860	94447003	10/26/2009	9:40 AM	230
10/26/2009	8:15 AM	Stan Palmer - Oliver - #38	10/26/2009	103780	41600	62180	94447004	10/26/2009	10:20 AM	231
10/27/2009	7:50 AM	Stan Palmer - Mark - #20	10/27/2009	104900	43200	61700	94447027	10/27/2009	9:42 AM	232
10/27/2009	12:05 PM	Stan Palmer - Mark - #20	10/27/2009	92140	43200	48940	94447034	10/27/2009	1:15 AM	233
10/27/2009	12:10 PM	Stan Palmer - Oliver - #38	10/27/2009	102420	41600	60820	94447035	10/27/2009	1:16 AM	234
10/28/2009	7:45 AM	Stan Palmer - Mark - #20	10/28/2009	99620	43200	56420	94447055	10/28/2009	9:46 AM	235
10/29/2009	7:45 AM	Stan Palmer - Mark - #20	10/29/2009	92740	43200	49540	94447087	10/29/2009	9:37 AM	236
10/29/2009	7:55 AM	Stan Palmer - Oliver - #38	10/29/2009	104300	41600	62700	94447088	10/29/2009	9:38 AM	237
10/29/2009	12:00 PM	Stan Palmer - Oliver - #38	10/29/2009	103760	41600	62160	94447100	10/29/2009	1:15 PM	238
10/29/2009	12:05 PM	Stan Palmer - Mark - #20	10/29/2009	98220	43200	55020	94447099	10/29/2009	1:17 PM	239
10/30/2009	9:05 AM	Stan Palmer - Mark - #20	10/30/2009	98380	43200	55180	94447112	10/30/2009	10:25 AM	240
10/30/2009	9:10 AM	Stan Palmer - Oliver - #38	10/30/2009	102800	41600	61200	94447111	10/30/2009	10:26 AM	241
10/30/2009	12:25 PM	Stan Palmer - Mark - #20	10/30/2009	101720	43200	58520	94447116	10/30/2009	1:50 PM	242
10/30/2009	12:30 PM	Stan Palmer - Oliver - #38	10/30/2009	103820	41600	62220	94447117	10/30/2009	1:51 PM	243
				Total Load Count:		**243**	**Monthly Total (TONS)**		**1,297.4**	
							Total Net Weight (LBS):		**15,637,960**	
							Total Net Weight (TONS):		**7,819.0**	

Note: When the date the soil was removed from the East Bay site and the date the load was weighed and delivered differ, the drivers are staying the night in a motel between Olympia and Toledo.

I certify that the above log is accurate according to the best of my knowledge:_____

TRUCK LOG SHEET

trl #	DATE	TIME	CUSTOMER	HAULER, DRIVER & TRUCK#	GROSS/TARE WGT (LBS)	TICKET #	SYSTEM ID# (OFFICE USE ONLY)
821	10/2/09	6:00 AM	~~Clausen Trucking~~ Rivergate	Matt Claussen 516 [illegible]	76 240	5797	
822	10/2/09	6:10	~~Clausen Trucking~~ Rivergate	Clausen Michel 711	88,480 45000	4542	
823	10/2/09	6:15	~~Rivergate~~	Claussen Jerry 777	82,240 - 42660	4551	
824	10/2/09	8:30	Schnitzer	Wilkins - Steve L17	95,240 45,940		
825	10/2/09	9:30	Schnitzer	Wilkins - Rod L16	90,860 45720		
826	10/2/09	10:00	Rivergate	Claussen Jerry 777	82,700 42,480	5809	
827	10/2/09	11:10	Port of Olympia	Stan Palmer CJ 35	105,220 41,000	94413740	
828	10/2/09	1:40	Rivergate	Claussen Jerry 777	81,320 42,760	5828	
829	10/5/09	6:05	Schnitzer	Wilkins 08105	97660 40940		
830	10/5/09	6:40	CDL RECYCLE	JORDAN 841	91380 41,951	16311	
831	10/5/09	6:40	Schnitzer	Wilkins 08101	99160 40640		
832							
833							
834							
835							
836							
837							
838							
839							
840							
841							
842							
843							
844							

* * * REMEMBER 25 MPH MAX SPEED THRU RESIDENTIAL AREAS * * *

94413790

TICKET NUMBER

CAT SCALE

CERTIFIED AUTOMATED TRUCK SCALE

CAT SCALE COMPANY
P.O. BOX 630
WALCOTT, IA 52773
(563) 284-6263
www.catscale.com

THE CAT SCALE GUARANTEE

The CAT Scale Company **GUARANTEES** that our scales will give an accurate weight. What makes us different from other scale companies is that we back up our guarantee with cash.

IF YOU SHOULD GET AN OVERWEIGHT FINE, YOU SHOULD DO THE FOLLOWING TO GET THE PROBLEM RESOLVED:

1) Post bond and request a court date.
2) Call CAT Scale Company direct 24 hours a day at 1-877-CAT-SCALE (toll free).
3) IMMEDIATELY send a copy of the citation, CAT Scale ticket, your name, company, address, and phone number to CAT Scale Company Attn: Operations Manager.

THANK YOU FOR WEIGHING ON CAT SCALE!

Federal Recovery Transfer Agency
P.O. Box 188
Longview, WA 98632
(206) 578-4614

The four weights shown below are separate weights. The TOTAL WEIGHT was weighed on a full length platform scale. **AXLE WEIGHTS CAN NOT BE CERTIFIED** and are **NOT LEGAL FOR TRADE, however, CAT SCALE COMPANY GUARANTEES THESE WEIGHTS TO BE CORRECT.**

DATE: 10 02 2009

SCALE LOCATION: 278 GEE-GEE'S TRUCKSTOP 1-5 AND EXIT 57 TOLEDO WA

STEER AXLE	17520 lb
DRIVE AXLE	37700 lb
TRAILER AXLE	50000 lb
TOTAL WEIGHT	105220 lb

Tare 41000 #

COMPANY STAN PALMER CONST TRACTOR # 35 TRAILER # 22-04

WEIGHER'S SIGNATURE: KAREN SUTHERLAND FEE: 9.00 FULL WEIGH TICKET # (IF REWEIGH)

ONLY CERTIFIED WEIGHTS APPEAR BELOW THIS LINE

CERTIFIED WEIGHTS
(imprint seal)

GROSS

TARE

NET

WEIGH NUMBER
3790

WEIGHMASTER CERTIFICATE

This is to certify that the following described commodity was weighed, measured, or counted by a Weighmaster, whose signature is on this Certificate, who is a recognized authority of accuracy, as prescribed by State Law.

COMMODITY WEIGHED: FREIGHT ALL KINDS

REMARKS:

TRACTOR LICENSE # TRACTOR #

TRAILER LICENSE # TRAILER #

TRAILER LICENSE # TRAILER #

NAME OF WEIGHMASTER (print):

WEIGHMASTER SIGNATURE:

CAT SCALE COMPANY 124 (WA)

TRUCK LOG SHEET

Ctrl #	DATE	TIME	CUSTOMER	HAULER, DRIVER & TRUCK#	GROSS/TARE WGT (LBS)	TICKET #	SYSTEM ID# (OFFICE USE ONLY)
2845	10/6/09	6:00	Riverside	Clausson Michel 777	80400 42400	4604	
2846	10-6-09	6:10	Active	Adar 10-10T	102720 36720	3857	
2847	10-6-09	6:15	"	" 12 12T	93,100 37,760		
2848	10-6-09	6:35	Glacier	Patrick 203	93460 50160	613076	
2849	10/6/09	8:35	Schnitzer	Williams 08101	102260 41600		
2850	"	9:50	ACTIVE	ADAR 8-8T	105940 ~~45640~~ 40420	3861	
2851	10-6-09	9:50	"	" " 7-7T	102720 40420	3090	
2852	"	"	" "	" " 11-11T	97,740 36,680	3863	
2853	10-6-09	9:00	Active	Adar 16-16T	110300 38420	3864	
2854	10-6-09	9:00	Schnitzer	Williams 08105	94900 41440		
2855	10-6-09	9:15	Stan Palmer (Port of Ely Mpls)	Steve Beeson #62	105,520 41,400	94413865	
2856	10-6-09	9:25	Glacier	Stan 201	86600 46300		
2857	10-6-09	9:25	Glacier	[illegible] 116	90480		
2858	10-6-09	9:35	Active	ADAR 10-10T	91800 36720	3867	
2859	10-6-09	9:35	"	" 12 12T	99,120 37,760	3868	
2860	10/6/09	10:15	Riverside	Clausson Michel 77	82640 42660	5936	
2861	10-6	12:15	ACTIVE	ADAR 8-8T	107120 40420	3886	
2862	10-6	12:20	Active	Adar 7-7T	102060 40420	3887	
2863	10-6	12:15	Active	Adar 11-11T	94,340 36,680	3888	
2864	10-6	12:25	Active	ADAR 16-16T	101860 38420	3889	
2865	10-6	12:30	GLACIER	Patrick 203	96560 50160	613077	
2866	10-6-09	1:05	Active	ADAR 10-10T	98740 36720	3893	
2867	10-6-09	1:05	"	" 12 12T	98,900 37,760	3892	
2868	10-6-09	1:05	Stan Palmer (Port of Ely)	Steve #62	102,840 41,000	94413895	

* * * REMEMBER 25 MPH MAX SPEED THRU RESIDENTIAL AREAS * * *

94413865

TICKET NUMBER

CAT SCALE®

Company
Material Recovery | Transfer Facility
Waste Management
PO Box 188
Longview, WA 98632
(360) 578-4618

CERTIFIED AUTOMATED TRUCK SCALE

CAT SCALE COMPANY
P.O. BOX 630
WALCOTT, IA 52773
(563) 284-6263
www.catscale.com

835
94413865

THE CAT SCALE GUARANTEE

The CAT Scale Company **GUARANTEES** that our scales will give an accurate weight. What makes us different from other scale companies is that we back up our guarantee with cash.©

IF YOU SHOULD GET AN OVERWEIGHT FINE, YOU SHOULD DO THE FOLLOWING TO GET THE PROBLEM RESOLVED:

1) Post bond and request a court date.
2) Call CAT Scale Company direct 24 hours a day at 1-877-CAT-SCALE (toll free).
3) IMMEDIATELY send a copy of the citation, CAT Scale ticket, your name, company, address, and phone number to CAT Scale Company Attn: Operations Manager.

THANK YOU FOR WEIGHING ON CAT SCALE!

The four weights shown below are separate weights. The TOTAL WEIGHT was weighed on a full length platform scale. **AXLE WEIGHTS CAN NOT BE CERTIFIED** and are **NOT LEGAL FOR TRADE, however, CAT SCALE COMPANY GUARANTEES THESE WEIGHTS TO BE CORRECT.**

DATE: 10-06-2009

SCALE LOCATION: 278
GEE-CEE'S TRUCKSTOP
I-5 AND EXIT 57
TOLEDO WA

STEER AXLE	17720 lb
DRIVE AXLE	37740 lb
TRAILER AXLE	50060 lb
TOTAL WEIGHT	105520 lb

41400 Tare

COMPANY PALMER TRACTOR # 62 TRAILER # 62

WEIGHER'S SIGNATURE: KAREN SUTHERLAND **FEE:** 9.00

FULL WEIGH TICKET # _____ (IF REWEIGH)

ONLY CERTIFIED WEIGHTS APPEAR BELOW THIS LINE

CERTIFIED WEIGHTS (imprint seal)

GROSS

TARE

NET

WEIGH NUMBER
3865

WEIGHMASTER CERTIFICATE

This is to certify that the following described commodity was weighed, measured, or counted by a Weighmaster, whose signature is on this Certificate, who is a recognized authority of accuracy, as prescribed by State Law.

COMMODITY WEIGHED: FREIGHT ALL KINDS

REMARKS: _____

TRACTOR LICENSE # _____ TRACTOR # _____

TRAILER LICENSE # _____ TRAILER # _____

TRAILER LICENSE # _____ TRAILER # _____

NAME OF WEIGHMASTER (print): _____

WEIGHMASTER SIGNATURE: _____

© CAT SCALE COMPANY® 12/08 (WA)

94413895

TICKET NUMBER

CERTIFIED AUTOMATED TRUCK SCALE

CAT SCALE COMPANY
P.O. BOX 630
WALCOTT, IA 52773
(563) 284-6263
www.catscale.com

1231
94413895

THE CAT SCALE GUARANTEE

The CAT Scale Company **GUARANTEES** that our scales will give an accurate weight. What makes us different from other scale companies is that we back up our guarantee with cash.©

IF YOU SHOULD GET AN OVERWEIGHT FINE, YOU SHOULD DO THE FOLLOWING TO GET THE PROBLEM RESOLVED:

1) Post bond and request a court date.
2) Call CAT Scale Company direct 24 hours a day at 1-877-CAT-SCALE (toll free).
3) IMMEDIATELY send a copy of the citation, CAT Scale ticket, your name, company, address, and phone number to CAT Scale Company Attn: Operations Manager.

THANK YOU FOR WEIGHING ON CAT SCALE!

The four weights shown below are separate weights. The TOTAL WEIGHT was weighed on a full length platform scale. **AXLE WEIGHTS CAN NOT BE CERTIFIED** and are **NOT LEGAL FOR TRADE, however, CAT SCALE COMPANY GUARANTEES THESE WEIGHTS TO BE CORRECT.**

DATE: 10-06-2009

278

SCALE LOCATION: GEE-CEE'S TRUCKSTOP
I-5 AND EXIT 57
TOLEDO WA

STEER AXLE	22900 lb
DRIVE AXLE	31280 lb
TRAILER AXLE	48660 lb
TOTAL WEIGHT	102840 lb

41000 Tare

COMPANY PALMER TRACTOR # 62 TRAILER # 62T

WEIGHER'S SIGNATURE: TIA WARD **FEE:** 9.00 FULL WEIGH TICKET # (IF REWEIGH)

ONLY CERTIFIED WEIGHTS APPEAR BELOW THIS LINE

CERTIFIED WEIGHTS
(imprint seal)

GROSS

TARE

NET

WEIGH NUMBER
3895

WEIGHMASTER CERTIFICATE

This is to certify that the following described commodity was weighed, measured, or counted by a Weighmaster, whose signature is on this Certificate, who is a recognized authority of accuracy, as prescribed by State Law.

COMMODITY WEIGHED: FREIGHT ALL KINDS

REMARKS:

TRACTOR LICENSE # TRACTOR #

TRAILER LICENSE # TRAILER #

TRAILER LICENSE # TRAILER #

NAME OF WEIGHMASTER (print):

WEIGHMASTER SIGNATURE:

© CAT SCALE COMPANY® 12/08
(WA)

TRUCK LOG SHEET

trl #	DATE	TIME	CUSTOMER	HAULER, DRIVER & TRUCK#	GROSS/TARE WGT (LBS)	TICKET #	SYSTEM ID# (OFFICE USE ONLY)
893	10-7-09	12:45	Active	Adar 7-7T	92940 40420	3943	
894	10-7-09	1:00	Active	Adar 16-16T	88120 38420	3944	
895	10-7-09	1:10	Glacier	St 201	82040 46300	613167	
896	10-7-09	1:55	Active	Adar 21-21T	98,600 41,500	3946	
897	10/8/09	553	RIVERGATE	CLAUSSEN Brian 2 Feathers	89,360 46,420	4655	
898	10-8-09	555	Wilkins	[illegible] 201	93100 46200	613243	
899	10-8-09	6:00	Active	ADAR 8-8T	97980 40940	3970	
900	10-8	600	"	" 12-13T	93400 37760	3971	
901	10-8	6:00	Active	Adar 7-7T	94140 40920	3972	
2902	10-8	605	Schnitzer	Wilkins 08103	94020 40920	94020	
2903	10-8	610	Active	Adar 16-16T	96280 38420	3973	
2904	10-8	615	Rivergate	Claussen Michael 711	85640 44900	4653	
2905	10-8-09	625	Schnitzer	WILKINS 0899	91260 40620	91260	
2906	10/8/09	6:40	- - - -	- - 08101	95980 40740	95980	
2907	10/8/09	730	GLACIER	Patrick 203	89620 50160	613257	
2908	10/8/09	9:00	Active	Adar 21-21T	104,500 41,500	3978	
2909	10-8-09	9:25	Active	Adar 8-8T	96980 40440	3982	
2910	10/8/09	9:30	Schnitzer	Wilkins Steve 1-17	95860 46,300	95860	
2911	10-8-09	9:30	Port of Olympia	Kissler Ed 8	109180 40,560	3981	
2912	10-8-09	9:35	Port of Oly	Kissler PAT 7	102500 40,220	3980	
2913	10-8-09	9:40	Port of Olympia	Kissler Anthony 6	107500 38,100	3979	
2914	10-8-09	9:40	Active	Adar 2-7T	95860 40920	3983	
2915	10-8-09	9:45	Active	Adar 16-16T	93000 38420	3985	
2916	10/8/09	9:50	Rivergate	Claussen Brian 777/009	78360 42280	6045	

* * * REMEMBER 25 MPH MAX SPEED THRU RESIDENTIAL AREAS * * *

94413981
TICKET NUMBER

CERTIFIED AUTOMATED TRUCK SCALE

CAT SCALE COMPANY
P.O. BOX 630
WALCOTT, IA 52773
(563) 284-6263
www.catscale.com

850
94413981

THE CAT SCALE GUARANTEE

The CAT Scale Company **GUARANTEES** that our scales will give an accurate weight. What makes us different from other scale companies is that we back up our guarantee with cash.©

IF YOU SHOULD GET AN OVERWEIGHT FINE, YOU SHOULD DO THE FOLLOWING TO GET THE PROBLEM RESOLVED:

1) Post bond and request a court date.
2) Call CAT Scale Company direct 24 hours a day at 1-877-CAT-SCALE (toll free).
3) IMMEDIATELY send a copy of the citation, CAT Scale ticket, your name, company, address, and phone number to CAT Scale Company Attn: Operations Manager.

THANK YOU FOR WEIGHING ON CAT SCALE!

The four weights shown below are separate weights. The TOTAL WEIGHT was weighed on a full length platform scale. **AXLE WEIGHTS CAN NOT BE CERTIFIED** and are **NOT LEGAL FOR TRADE, however, CAT SCALE COMPANY GUARANTEES THESE WEIGHTS TO BE CORRECT.**

DATE: 10-08-2009

SCALE LOCATION: 278
GEE-CEE'S TRUCKSTOP
I-5 AND EXIT 57
TOLEDO WA

STEER AXLE	14620 lb
DRIVE AXLE	45300 lb
TRAILER AXLE	49260 lb
TOTAL WEIGHT	109180 lb

40,56 Tare

COMPANY KISSLER TRACTOR # 8 TRAILER # 81

WEIGHER'S SIGNATURE Rachel Wallace FEE: 9.00 FULL WEIGH TICKET # _____ (IF REWEIGH)
RACHEL WALLACE

ONLY CERTIFIED WEIGHTS APPEAR BELOW THIS LINE

CERTIFIED WEIGHTS (imprint seal)

GROSS

TARE

NET

WEIGH NUMBER
3981

WEIGHMASTER CERTIFICATE

This is to certify that the following described commodity was weighed, measured, or counted by a Weighmaster, whose signature is on this Certificate, who is a recognized authority of accuracy, as prescribed by State Law.

COMMODITY WEIGHED: FREIGHT ALL KINDS
REMARKS: _____
TRACTOR LICENSE # OS6TH RP, WA TRACTOR # 8
TRAILER LICENSE # 00 TRAILER # 00
TRAILER LICENSE # _____ TRAILER # _____
NAME OF WEIGHMASTER (print): Rachel Wallace
WEIGHMASTER SIGNATURE: Rachel Wallace

© CAT SCALE COMPANY® 12/0 (WA)

94413980
TICKET NUMBER

CERTIFIED AUTOMATED TRUCK SCALE

CAT SCALE COMPANY
P.O. BOX 630
WALCOTT, IA 52773
(563) 284-6263
www.catscale.com

THE CAT SCALE GUARANTEE

The CAT Scale Company **GUARANTEES** that our scales will give an accurate weight. What makes us different from other scale companies is that we back up our guarantee with cash.©

IF YOU SHOULD GET AN OVERWEIGHT FINE, YOU SHOULD DO THE FOLLOWING TO GET THE PROBLEM RESOLVED:

1) Post bond and request a court date.
2) Call CAT Scale Company direct 24 hours a day at 1-877-CAT-SCALE (toll free).
3) IMMEDIATELY send a copy of the citation, CAT Scale ticket, your name, company, address, and phone number to CAT Scale Company Attn: Operations Manager.

THANK YOU FOR WEIGHING ON CAT SCALE!

The four weights shown below are separate weights. The TOTAL WEIGHT was weighed on a full length platform scale. **AXLE WEIGHTS CAN NOT BE CERTIFIED** and are **NOT LEGAL FOR TRADE, however, CAT SCALE COMPANY GUARANTEES THESE WEIGHTS TO BE CORRECT.**

DATE: 10-08-2009

SCALE LOCATION: 278
GEE-CEE'S TRUCKSTOP
I-5 AND EXIT 57
TOLEDO WA

STEER AXLE	14020 lb
DRIVE AXLE	40360 lb
TRAILER AXLE	48120 lb
TOTAL WEIGHT	102500 lb

40,220 Tare

COMPANY KISSLER TRACTOR # 7 TRAILER # 71

WEIGHER'S SIGNATURE Rachel Wallace FEE: 9.00 FULL WEIGH TICKET # _____ (IF REWEIGH)
RACHEL WALLACE

ONLY CERTIFIED WEIGHTS APPEAR BELOW THIS LINE

CERTIFIED WEIGHTS (imprint seal)

GROSS

TARE

NET

WEIGH NUMBER
3980

WEIGHMASTER CERTIFICATE

This is to certify that the following described commodity was weighed, measured, or counted by a Weighmaster, whose signature is on this Certificate, who is a recognized authority of accuracy, as prescribed by State Law.

COMMODITY WEIGHED: FREIGHT ALL KINDS
REMARKS: _____
TRACTOR LICENSE # 0724 IRP TRACTOR # _____
TRAILER LICENSE # _____ TRAILER # _____
TRAILER LICENSE # _____ TRAILER # _____
NAME OF WEIGHMASTER (print): Rachel Wallace
WEIGHMASTER SIGNATURE: Rachel Wallace

© CAT SCALE COMPANY® 12/0 (WA)

94413979
TICKET NUMBER

CERTIFIED AUTOMATED TRUCK SCALE

CAT SCALE COMPANY
P.O. BOX 630
WALCOTT, IA 52773
(563) 284-6263
www.catscale.com

THE CAT SCALE GUARANTEE

The CAT Scale Company **GUARANTEES** that our scales will give an accurate weight. What makes us different from other scale companies is that we back up our guarantee with cash.©

IF YOU SHOULD GET AN OVERWEIGHT FINE, YOU SHOULD DO THE FOLLOWING TO GET THE PROBLEM RESOLVED:

1) Post bond and request a court date.
2) Call CAT Scale Company direct 24 hours a day at 1-877-CAT-SCALE (toll free).
3) IMMEDIATELY send a copy of the citation, CAT Scale ticket, your name, company, address, and phone number to CAT Scale Company Attn: Operations Manager.

THANK YOU FOR WEIGHING ON CAT SCALE!

The four weights shown below are separate weights. The TOTAL WEIGHT was weighed on a full length platform scale. **AXLE WEIGHTS CAN NOT BE CERTIFIED** and are **NOT LEGAL FOR TRADE, however, CAT SCALE COMPANY GUARANTEES THESE WEIGHTS TO BE CORRECT.**

DATE: 10-08-2009

SCALE LOCATION: 278 GEE-CEE'S TRUCKSTOP I-5 AND EXIT 57 TOLEDO WA

STEER AXLE	15340 lb
DRIVE AXLE	40880 lb
TRAILER AXLE	51280 lb
TOTAL WEIGHT	107500 lb

38,100 Tare

COMPANY KISSLER TRACTOR # 6 TRAILER # 61

WEIGHER'S SIGNATURE: Ma Dan A TIA WARD FEE: 9.00 FULL WEIGH TICKET # (IF REWEIGH)

ONLY CERTIFIED WEIGHTS APPEAR BELOW THIS LINE

CERTIFIED WEIGHTS
(Imprint Seal)

GROSS

TARE

NET

WEIGH NUMBER
3979

WEIGHMASTER CERTIFICATE

This is to certify that the following described commodity was weighed, measured, or counterl by a Weighmaster, whose signature is on this Certificate, who is a recognized authority of accuracy, as prescribed by State Law.

COMMODITY WEIGHED: FREIGHT ALL KINDS

REMARKS:

TRACTOR LICENSE # 01581 RP TRACTOR #

TRAILER LICENSE # TRAILER #

TRAILER LICENSE # TRAILER #

NAME OF WEIGHMASTER (print): Tia Ward

WEIGHMASTER SIGNATURE: Tia Ward

© CAT SCALE COMPANY® 128 (WA)

TRUCK LOG SHEET

trl #	DATE	TIME	CUSTOMER	HAULER, DRIVER & TRUCK#	GROSS/TARE WGT (LBS)	TICKET #	SYSTEM ID# (OFFICE USE ONLY)
917	10/8/09	10:20	Rivergate Colbay	Claussen Michel 711	86980 45500	6049	
918	10-8-09	1115	Schutzer	Wilkins 08105	95500 41300	95500	
919	10/8/09	1120	" "	" " 08101	99940 41020	48632	
920	10-8-09	1225	Glacier	Rich 201	82060 46,300	613252	
921	10/8/09	12:25	Active	Adar 21-21T	105,880 41,500	3994	
922	"	1230	"	" 12 13T	94220/37,760	3995	
923	10/8/09	12:45	GLACIER	Patrick 203	82,080 50160	613256	
924	10/8/09	12:45	CDL RECYCLE	JORDAN 841	88,600 41,951	16383	
925	10-8-09	1:00	~~Active~~ Active	Adar 7-7T	94560 40420	3997	
926	10-8-09	1:15	Active	Adar 16-16T	99120 38420	4000	
927	10/8/09	1:30	Rivergate	Claussen Brian 777	77100 42720	6060	
928	10/8/09	1:55	Rivergate	Claussen Michel 711	84360 45220	6063	
929	10-9-09	550	Glacier	Rich 203	96060 50100	613336	
930	10-9-09	6:00	Active	AdAR 8-8T	101540 40440	4032	
931	10-9-09	6:00	Active	Adar 7-7T	96560 40420	4033	
932	10-9-09	6:05	Port of Olympia	Kissler Ed 8	109240 40560	4013	
933	10-9-09	6:05	P.O.O.	Kissler Pat 7	105360 40220	4011	
934	10-9-09	6:05	P.O.O.	Kissler AP 6	109820 38100	4012	
935	10-9	600	ACTIVE	ADAR 12 13T	93920 37760	4034	
936	10-9	610	Active	Adar 21-21T	96980 41,500	4035	
937	10/9/09	6:30	Schmetzer	Wilkins 08101	101200 40640	101200	
938	10/9/09	6:40	Rivergate	Claussen Brian 777	76800 42780	6094	
939	10/9/09	8:30	Schmetzer	Wilkins 97-81	92,760 40,220	92760	
940	10-9-09	905	Active	Adar 8-8T	86,720 40440	4038	
69	10 9 09	905	Active	ADAR 6-6T	82,840 38,200	4037	

* * * REMEMBER 25 MPH MAX SPEED THRU RESIDENTIAL AREAS * * *

TRUCK LOG SHEET

trl #	DATE	TIME	CUSTOMER	HAULER, DRIVER & TRUCK#	GROSS/TARE WGT (LBS)	TICKET #	SYSTEM ID# (OFFICE USE ONLY)
941	~~10-9-09~~	~~9:15~~	~~Active~~	~~Adar 7-7T~~	~~84260 40420~~	~~4039~~	
942	~~10-9-09~~	~~9:30~~	~~Glacier~~	~~[illegible] 201~~	~~88800 46300~~	~~613322~~	
943	10-9-09	9:45	Port of Olympia	Kissler Ed 8	107740 40560	4041	
944	~~10-9-09~~	~~9:45~~	~~Schutzen~~	~~Wilkins 08105~~	~~93720 41320~~	~~93720~~	
945	10-9-09	9:45	Port of Olympia	A. Kissler 6	108340 38100	4042	
946	10/9/09	9:45	Port of Oly	Kissler # 7 Pat	110540 40220	4043	
947	10/9/09	9:55	Active	ADAR 12-13T	87960 37760	4044	
948	10/9/09	10:10	Active	Adar 21-21T	94,520 41,500	4045	
949	10/9/09	10:25	Schutzen	Wilkins 08101	100240 41060	100240	
950	10/9/09	10:45	Rivergate	Claussen Road 2 Fenders	90,820 46920	6108	
951	10/9/09	11:00	Rivergate	Claussen Brian 777	79060 42660	6110	
952	10-9-09	12:00	[illegible]	[illegible] 203	78440 50160	613341	
953	10-9-09	12:15	Active	ADAR 8-8T	94060 40440	4051	
954	10-9-09	12:20	Active	Adar 6-6T	86,040 38660	4052	
955	10-9-09	12:35	Active	Adar 7-7T	92360 40420	4053	
956	10-9-09	1:12	Port of Oly	Kissler Pat # 7	104420 40220	4059	
957	10-9-09	1:17	Port of Olympia	Kissler Ed 8	110480 40560	4060	
958	10-9-09	1:20	Port of Olympia	Kissler A. 6	108900 38100	4062	
959	~~10-9-09~~	~~1:45~~	~~Schutzen~~	~~Wilkins 08105~~	~~96220 41100~~	~~96220~~	
960	10-9-09	1:50	Active	ADAR 12-13T	93660 37760	4067	
961	10-9-09	1:50	Active	Adar 21-21T	102,040 41,500	4068	
962	10-9	1:55	Rivergate	Claussen Road 2 Fenders	90,960 46,760	6131	
963	10-12-09	6:30	Schutzen	Wilkins 08105	90480 40540	90480	
964	10/12/09	6:50	"	" 08101	95900 40640	95900	

* * * REMEMBER 25 MPH MAX SPEED THRU RESIDENTIAL AREAS * * *

94414013
TICKET NUMBER

CAT SCALE

CERTIFIED AUTOMATED TRUCK SCALE

CAT SCALE COMPANY
P.O. BOX 630
WALCOTT, IA 52773
(563) 284-6263
www.catscale.com

THE CAT SCALE GUARANTEE

The CAT Scale Company **GUARANTEES** that our scales will give an accurate weight. What makes us different from other scale companies is that we back up our guarantee with cash.©

IF YOU SHOULD GET AN OVERWEIGHT FINE, YOU SHOULD DO THE FOLLOWING TO GET THE PROBLEM RESOLVED:

1) Post bond and request a court date.
2) Call CAT Scale Company direct 24 hours a day at 1-877-CAT-SCALE (toll free).
3) IMMEDIATELY send a copy of the citation, CAT Scale ticket, your name, company, address, and phone number to CAT Scale Company Attn: Operations Manager.

THANK YOU FOR WEIGHING ON CAT SCALE!

The four weights shown below are separate weights. The TOTAL WEIGHT was weighed on a full length platform scale. **AXLE WEIGHTS CAN NOT BE CERTIFIED** and are **NOT LEGAL FOR TRADE, however, CAT SCALE COMPANY GUARANTEES THESE WEIGHTS TO BE CORRECT.**

DATE: 10-08-2009

SCALE LOCATION: 278
GEE-CEE'S TRUCKSTOP
I-5 AND EXIT 57
TOLEDO WA

STEER AXLE	13360 lb 34.34 T
DRIVE AXLE	43840 lb
TRAILER AXLE	52040 lb
TOTAL WEIGHT	109240 lb
	40560
	68680

1417
94414013 COMPANY KISSLER TRACTOR # 8 TRAILER # 0

WEIGHER'S SIGNATURE: [signature] FEE: 9.00 FULL WEIGH TICKET # _____ (IF REWEIGH)

ONLY CERTIFIED WEIGHTS APPEAR BELOW THIS LINE

CERTIFIED WEIGHTS (imprint seal)

GROSS

TARE

NET

WEIGH NUMBER
4013

WEIGHMASTER CERTIFICATE

This is to certify that the following described commodity was weighed, measured, or counted by a Weighmaster, whose signature is on this Certificate, who is a recognized authority of accuracy, as prescribed by State Law.

COMMODITY WEIGHED: FREIGHT ALL KINDS
REMARKS: _____
TRACTOR LICENSE # C85049RP WA TRACTOR # _____
TRAILER LICENSE # _____ TRAILER # _____
TRAILER LICENSE # _____ TRAILER # _____
NAME OF WEIGHMASTER (print): Shai Skinner
WEIGHMASTER SIGNATURE: [signature]

© CAT SCALE COMPANY • 12/ (WA)

94414011
TICKET NUMBER

CAT SCALE

CERTIFIED AUTOMATED TRUCK SCALE

CAT SCALE COMPANY
P.O. BOX 630
WALCOTT, IA 52773
(563) 284-6263
www.catscale.com

THE CAT SCALE GUARANTEE

The CAT Scale Company **GUARANTEES** that our scales will give an accurate weight. What makes us different from other scale companies is that we back up our guarantee with cash.©

IF YOU SHOULD GET AN OVERWEIGHT FINE, YOU SHOULD DO THE FOLLOWING TO GET THE PROBLEM RESOLVED:

1) Post bond and request a court date.
2) Call CAT Scale Company direct 24 hours a day at 1-877-CAT-SCALE (toll free).
3) IMMEDIATELY send a copy of the citation, CAT Scale ticket, your name, company, address, and phone number to CAT Scale Company Attn: Operations Manager.

THANK YOU FOR WEIGHING ON CAT SCALE!

The four weights shown below are separate weights. The TOTAL WEIGHT was weighed on a full length platform scale. **AXLE WEIGHTS CAN NOT BE CERTIFIED** and are **NOT LEGAL FOR TRADE, however, CAT SCALE COMPANY GUARANTEES THESE WEIGHTS TO BE CORRECT.**

DATE: 10-08-2009

SCALE LOCATION: 278
GEE-CEE'S TRUCKSTOP
I-5 AND EXIT 57
TOLEDO WA

STEER AXLE	13360 lb
DRIVE AXLE	41060 lb
TRAILER AXLE	50940 lb
TOTAL WEIGHT	105360 lb
	40220

1 COMPANY KISSLER TRACTOR # 7 TRAILER # 7

WEIGHER'S SIGNATURE: [signature] FEE: 9.00 FULL WEIGH TICKET # _____ (IF REWEIGH)

BARBARA ROBINSON

ONLY CERTIFIED WEIGHTS APPEAR BELOW THIS LINE

CERTIFIED WEIGHTS (imprint seal)

GROSS

TARE

NET

WEIGH NUMBER
4011

WEIGHMASTER CERTIFICATE

This is to certify that the following described commodity was weighed, measured, or counted by a Weighmaster, whose signature is on this Certificate, who is a recognized authority of accuracy, as prescribed by State Law.

COMMODITY WEIGHED: FREIGHT ALL KINDS
REMARKS: _____
TRACTOR LICENSE # 872411RP TRACTOR # 7
TRAILER LICENSE # _____ TRAILER # _____
TRAILER LICENSE # _____ TRAILER # _____
NAME OF WEIGHMASTER (print): Barbara Robinson
WEIGHMASTER SIGNATURE: [signature]

© CAT SCALE COMPANY • 12/ (WA)

94414012
TICKET NUMBER

CERTIFIED AUTOMATED TRUCK SCALE

CAT SCALE COMPANY
P.O. BOX 630
WALCOTT, IA 52773
(563) 284-6263
www.catscale.com

THE CAT SCALE GUARANTEE

The CAT Scale Company **GUARANTEES** that our scales will give an accurate weight. What makes us different from other scale companies is that we back up our guarantee with cash.®

IF YOU SHOULD GET AN OVERWEIGHT FINE, YOU SHOULD DO THE FOLLOWING TO GET THE PROBLEM RESOLVED:

1) Post bond and request a court date.
2) Call CAT Scale Company direct 24 hours a day at 1-877-CAT-SCALE (toll free).
3) IMMEDIATELY send a copy of the citation, CAT Scale ticket, your name, company, address, and phone number to CAT Scale Company Attn: Operations Manager.

THANK YOU FOR WEIGHING ON CAT SCALE!

The four weights shown below are separate weights. The TOTAL WEIGHT was weighed on a full length platform scale. **AXLE WEIGHTS CAN NOT BE CERTIFIED** and are **NOT LEGAL FOR TRADE, however, CAT SCALE COMPANY GUARANTEES THESE WEIGHTS TO BE CORRECT.**

DATE: 10-08-2009

SCALE LOCATION: 278
GEE-CEE'S TRUCKSTOP
I-5 AND EXIT 57
TOLEDO WA

STEER AXLE	15800 lb
DRIVE AXLE	41680 lb
TRAILER AXLE	52340 lb
TOTAL WEIGHT	109820 lb

38100 Tare

1412
94414012

COMPANY KISSLER TRACTOR # 6 TRAILER # 6

WEIGHER'S SIGNATURE: [signature] MARCIA FRIEND FEE 9.00 FULL WEIGH TICKET # (IF REWEIGH)

ONLY CERTIFIED WEIGHTS APPEAR BELOW THIS LINE

CERTIFIED WEIGHTS
(imprint seal)
Weyerhaeuser Company
Integrated Waste Management
Material Recovery / Transfer Facility
PO Box 488
Longview, WA 98632
(206) 578-4618

GROSS

TARE

NET

WEIGH NUMBER
4012

WEIGHMASTER CERTIFICATE

This is to certify that the following described commodity was weighed, measured, or counted by a Weighmaster, whose signature is on this Certificate, who is a recognized authority of accuracy, as prescribed by State Law.

COMMODITY WEIGHED: FREIGHT ALL KINDS
REMARKS:
TRACTOR LICENSE # D1581RP/WA TRACTOR # 12
TRAILER LICENSE # 0 TRAILER # 3
TRAILER LICENSE # TRAILER #
NAME OF WEIGHMASTER (print): Marcia Friend
WEIGHMASTER SIGNATURE: [signature]

© CAT SCALE COMPANY® 12/0
(WA)

94414041

TICKET NUMBER

CERTIFIED AUTOMATED TRUCK SCALE

CAT SCALE COMPANY
P.O. BOX 630
WALCOTT, IA 52773
(563) 284-6263
www.catscale.com

909

94414041

THE CAT SCALE GUARANTEE

The CAT Scale Company **GUARANTEES** that our scales will give an accurate weight. What makes us different from other scale companies is that we back up our guarantee with cash.©

IF YOU SHOULD GET AN OVERWEIGHT FINE, YOU SHOULD DO THE FOLLOWING TO GET THE PROBLEM RESOLVED:

1) Post bond and request a court date.
2) Call CAT Scale Company direct 24 hours a day at 1-877-CAT-SCALE (toll free).
3) IMMEDIATELY send a copy of the citation, CAT Scale ticket, your name, company, address, and phone number to CAT Scale Company Attn: Operations Manager.

THANK YOU FOR WEIGHING ON CAT SCALE

The four weights shown below are separate weights. The TOTAL WEIGHT was weighed on a full length platform scale. **AXLE WEIGHTS CAN NOT BE CERTIFIED** and are **NOT LEGAL FOR TRADE, however, CAT SCALE COMPANY GUARANTEES THESE WEIGHTS TO BE CORRECT.**

DATE: 10-09-2009

SCALE LOCATION: 278 GEE-CEE'S TRUCKSTOP I-5 AND EXIT 57 TOLEDO WA

STEER AXLE	13580 lb
DRIVE AXLE	43540 lb
TRAILER AXLE	50620 lb
TOTAL WEIGHT	107740 lb
	40560
	67180

COMPANY KISSLER TRACTOR # A TRAILER # A

WEIGHER'S SIGNATURE: Rachel Wallace FEE: 9.00 FULL WEIGH TICKET # _____ (IF REWEIGH)

RACHEL WALLACE

ONLY CERTIFIED WEIGHTS APPEAR BELOW THIS LINE

CERTIFIED WEIGHTS (imprint seal)

GROSS

TARE

NET

WEIGH NUMBER
4041

WEIGHMASTER CERTIFICATE

This is to certify that the following described commodity was weighed, measured, or counted by a Weighmaster, whose signature is on this Certificate, who is a recognized authority of accuracy, as prescribed by State Law.

COMMODITY WEIGHED: FREIGHT ALL KINDS

REMARKS: _____

TRACTOR LICENSE # OS 504 XP/WA TRACTOR # 6

TRAILER LICENSE # _____ TRAILER # 2

TRAILER LICENSE # 6 TRAILER # 6

NAME OF WEIGHMASTER (print): Rachel Wallace

WEIGHMASTER SIGNATURE: Rachel Wallace

© CAT SCALE COMPANY * 12 (WA)

94414042

TICKET NUMBER

CERTIFIED AUTOMATED TRUCK SCALE

CAT SCALE COMPANY
P.O. BOX 630
WALCOTT, IA 52773
(563) 284-6263
www.catscale.com

THE CAT SCALE GUARANTEE

The CAT Scale Company **GUARANTEES** that our scales will give an accurate weight. What makes us different from other scale companies is that we back up our guarantee with cash.©

IF YOU SHOULD GET AN OVERWEIGHT FINE, YOU SHOULD DO THE FOLLOWING TO GET THE PROBLEM RESOLVED:

1) Post bond and request a court date.
2) Call CAT Scale Company direct 24 hours a day at 1-877-CAT-SCALE (toll free).
3) IMMEDIATELY send a copy of the citation, CAT Scale ticket, your name, company, address, and phone number to CAT Scale Company Attn: Operations Manager.

THANK YOU FOR WEIGHING ON CAT SCALE!

The four weights shown below are separate weights. The TOTAL WEIGHT was weighed on a full length platform scale. **AXLE WEIGHTS CAN NOT BE CERTIFIED** and are **NOT LEGAL FOR TRADE, however, CAT SCALE COMPANY GUARANTEES THESE WEIGHTS TO BE CORRECT.**

DATE: 10-09-2009

SCALE LOCATION: 278 GEE-CEE'S TRUCKSTOP I-5 AND EXIT 57 TOLEDO WA

STEER AXLE	15960 lb
DRIVE AXLE	41420 lb
TRAILER AXLE	50960 lb
TOTAL WEIGHT	108340 lb
	38100 Tare

COMPANY KISSLER TRACTOR # 6 TRAILER # 2

WEIGHER'S SIGNATURE: Rachel Wallace FEE: 9.00 FULL WEIGH TICKET # _____ (IF REWEIGH)

RACHEL WALLACE

ONLY CERTIFIED WEIGHTS APPEAR BELOW THIS LINE

CERTIFIED WEIGHTS (imprint seal)

GROSS

TARE

NET

WEIGH NUMBER
4042

WEIGHMASTER CERTIFICATE

This is to certify that the following described commodity was weighed, measured, or counted by a Weighmaster, whose signature is on this Certificate, who is a recognized authority of accuracy, as prescribed by State Law.

COMMODITY WEIGHED: FREIGHT ALL KINDS

REMARKS: _____

TRACTOR LICENSE # OS 504 XP/WA TRACTOR # 6

TRAILER LICENSE # 2 TRAILER # 2

TRAILER LICENSE # 4 TRAILER # 4

NAME OF WEIGHMASTER (print): _____

WEIGHMASTER SIGNATURE: _____

© CAT SCALE COMPANY * 12/ (WA)

94414043
TICKET NUMBER

CAT SCALE

CERTIFIED AUTOMATED TRUCK SCALE

CAT SCALE COMPANY
P.O. BOX 630
WALCOTT, IA 52773
(563) 284-6263
www.catscale.com

912
94414043

THE CAT SCALE GUARANTEE

The CAT Scale Company **GUARANTEES** that our scales will give an accurate weight. What makes us different from other scale companies is that we back up our guarantee with cash.©

IF YOU SHOULD GET AN OVERWEIGHT FINE, YOU SHOULD DO THE FOLLOWING TO GET THE PROBLEM RESOLVED:

1) Post bond and request a court date.
2) Call CAT Scale Company direct 24 hours a day at 1-877-CAT-SCALE (toll free).
3) IMMEDIATELY send a copy of the citation, CAT Scale ticket, your name, company, address, and phone number to CAT Scale Company Attn: Operations Manager.

THANK YOU FOR WEIGHING ON CAT SCALE

The four weights shown below are separate weights. The TOTAL WEIGHT was weighed on a full length platform scale. **AXLE WEIGHTS CAN NOT BE CERTIFIED** and are **NOT LEGAL FOR TRADE, however, CAT SCALE COMPANY GUARANTEES THESE WEIGHTS TO BE CORRECT.**

DATE: 10-09-2009

SCALE LOCATION: 278
GEE-CEE'S TRUCKSTOP
I-5 AND EXIT 57
TOLEDO WA

STEER AXLE	14180 lb
DRIVE AXLE	43320 lb
TRAILER AXLE	53040 lb
TOTAL WEIGHT	110540 lb

40,220 Tare

COMPANY KISSLER TRACTOR # 7 TRAILER # 7

WEIGHER'S SIGNATURE: Rachel Wallace FEE: 9.00 FULL WEIGH TICKET # _____ (IF REWEIGH)
RACHEL WALLACE

ONLY CERTIFIED WEIGHTS APPEAR BELOW THIS LINE

CERTIFIED WEIGHTS (imprint seal)

GROSS

TARE

NET

WEIGH NUMBER
4043

WEIGHMASTER CERTIFICATE

This is to certify that the following described commodity was weighed, measured, or counted by a Weighmaster, whose signature is on this Certificate, who is a recognized authority of accuracy, as prescribed by State Law.

COMMODITY WEIGHED: FREIGHT ALL KINDS
REMARKS: _____
TRACTOR LICENSE # 07241RP, WA TRACTOR # 6
TRAILER LICENSE # 6 TRAILER # 6
TRAILER LICENSE # 6 TRAILER # 6
NAME OF WEIGHMASTER (print): Rachel Wallace
WEIGHMASTER SIGNATURE: Rachel Wallace

© CAT SCALE COMPANY 12/0 (WA)

94414059
TICKET NUMBER

CAT SCALE

CERTIFIED AUTOMATED TRUCK SCALE

CAT SCALE COMPANY
P.O. BOX 630
WALCOTT, IA 52773
(563) 284-6263
www.catscale.com

912
94414059

THE CAT SCALE GUARANTEE

The CAT Scale Company **GUARANTEES** that our scales will give an accurate weight. What makes us different from other scale companies is that we back up our guarantee with cash.©

IF YOU SHOULD GET AN OVERWEIGHT FINE, YOU SHOULD DO THE FOLLOWING TO GET THE PROBLEM RESOLVED:

1) Post bond and request a court date.
2) Call CAT Scale Company direct 24 hours a day at 1-877-CAT-SCALE (toll free).
3) IMMEDIATELY send a copy of the citation, CAT Scale ticket, your name, company, address, and phone number to CAT Scale Company Attn: Operations Manager.

THANK YOU FO WEIGHING ON CAT SCAL

The four weights shown below are separate weights. The TOTAL WEIGHT was weighed on a full length platform scale. **AXLE WEIGHTS CAN NOT BE CERTIFIED** and are **NOT LEGAL FOR TRADE, however, CAT SCALE COMPANY GUARANTEES THESE WEIGHTS TO BE CORRECT.**

DATE: 10-09-2009

SCALE LOCATION: 278
GEE-CEE'S TRUCKSTOP
I-5 AND EXIT 57
TOLEDO WA

STEER AXLE	12560 lb
DRIVE AXLE	40520 lb
TRAILER AXLE	51240 lb
TOTAL WEIGHT	104320 lb

40,220 Tare

COMPANY KISSLER TRACTOR # 7 TRAILER # 7

WEIGHER'S SIGNATURE: Barbara Robinson FEE: 9.00 FULL WEIGH TICKET # _____ (IF REWEIGH)
BARBARA ROBINSON

ONLY CERTIFIED WEIGHTS APPEAR BELOW THIS LINE

CERTIFIED WEIGHTS (imprint seal)

GROSS

TARE

NET

WEIGH NUMBER
4059

WEIGHMASTER CERTIFICATE

This is to certify that the following described commodity was weighed, measured, or counted by a Weighmaster, whose signature is on this Certificate, who is a recognized authority of accuracy, as prescribed by State Law.

COMMODITY WEIGHED: FREIGHT ALL KINDS
REMARKS: _____
TRACTOR LICENSE # 07241RP TRACTOR # 7
TRAILER LICENSE # _____ TRAILER # _____
TRAILER LICENSE # _____ TRAILER # _____
NAME OF WEIGHMASTER (print): Barbara Robinson

S4414060

TICKET NUMBER

CAT SCALE

CERTIFIED AUTOMATED TRUCK SCALE

CAT SCALE COMPANY
P.O. BOX 630
WALCOTT, IA 52773
(563) 284-6263
www.catscale.com

THE CAT SCALE GUARANTEE

The CAT Scale Company **GUARANTEES** that our scales will give an accurate weight. What makes us different from other scale companies is that we back up our guarantee with cash.©

IF YOU SHOULD GET AN OVERWEIGHT FINE, YOU SHOULD DO THE FOLLOWING TO GET THE PROBLEM RESOLVED:

1) Post bond and request a court date.
2) Call CAT Scale Company direct 24 hours a day at 1-877-CAT-SCALE (toll free).
3) IMMEDIATELY send a copy of the citation, CAT Scale ticket, your name, company, address, and phone number to CAT Scale Company Attn: Operations Manager.

THANK YOU FOR WEIGHING ON CAT SCALE

The four weights shown below are separate weights. The TOTAL WEIGHT was weighed on a full length platform scale. **AXLE WEIGHTS CAN NOT BE CERTIFIED** and are **NOT LEGAL FOR TRADE, however, CAT SCALE COMPANY GUARANTEES THESE WEIGHTS TO BE CORRECT.**

DATE: 10-09-2009

SCALE LOCATION: 278
GEE-CEE'S TRUCKSTOP
I-5 AND EXIT 57
TOLEDO WA

STEER AXLE	12640 LB 34.96
DRIVE AXLE	40440 LB
TRAILER AXLE	51400 LB
TOTAL WEIGHT	104480 LB
	40.50
	69.92

COMPANY KISSLER TRACTOR # 8 TRAILER # 5

WEIGHER'S SIGNATURE BARBARA ROBINSON FEE: 5.00 FULL WEIGH TICKET # (IF REWEIGH)

ONLY CERTIFIED WEIGHTS APPEAR BELOW THIS LINE

CERTIFIED WEIGHTS (imprint seal)

GROSS

TARE

NET

WEIGH NUMBER
4060

WEIGHMASTER CERTIFICATE

This is to certify that the following described commodity was weighed, measured, or counted by a Weighmaster, whose signature is on this Certificate, who is a recognized authority of accuracy, as prescribed by State Law.

COMMODITY WEIGHED: FREIGHT ALL KINDS

REMARKS:

TRACTOR LICENSE # [illegible] TRACTOR # 8

TRAILER LICENSE # TRAILER #

TRAILER LICENSE # TRAILER #

NAME OF WEIGHMASTER (print):

WEIGHMASTER SIGNATURE:

©CAT SCALE COMPANY 12/0 (WA)

S4414062

TICKET NUMBER

CAT SCALE

CERTIFIED AUTOMATED TRUCK SCALE

CAT SCALE COMPANY
P.O. BOX 630
WALCOTT, IA 52773
(563) 284-6263
www.catscale.com

THE CAT SCALE GUARANTEE

The CAT Scale Company **GUARANTEES** that our scales will give an accurate weight. What makes us different from other scale companies is that we back up our guarantee with cash.©

IF YOU SHOULD GET AN OVERWEIGHT FINE, YOU SHOULD DO THE FOLLOWING TO GET THE PROBLEM RESOLVED:

1) Post bond and request a court date.
2) Call CAT Scale Company direct 24 hours a day at 1-877-CAT-SCALE (toll free).
3) IMMEDIATELY send a copy of the citation, CAT Scale ticket, your name, company, address, and phone number to CAT Scale Company Attn: Operations Manager.

THANK YOU FOR WEIGHING ON CAT SCALE

The four weights shown below are separate weights. The TOTAL WEIGHT was weighed on a full length platform scale. **AXLE WEIGHTS CAN NOT BE CERTIFIED** and are **NOT LEGAL FOR TRADE, however, CAT SCALE COMPANY GUARANTEES THESE WEIGHTS TO BE CORRECT.**

DATE: 10-09-2009

SCALE LOCATION: 278
GEE-CEE'S TRUCKSTOP
I-5 AND EXIT 57
TOLEDO WA

STEER AXLE	15240 LB
DRIVE AXLE	40060 LB
TRAILER AXLE	53600 LB
TOTAL WEIGHT	108900 LB
	38100 Tare

COMPANY KISSLER TRACTOR # 6 TRAILER # 61

WEIGHER'S SIGNATURE TIA WARD FEE: 9.00 FULL WEIGH TICKET # (IF REWEIGH)

ONLY CERTIFIED WEIGHTS APPEAR BELOW THIS LINE

Weyerhaeuser
Integrated Waste Management
Material Recovery / Transfer Facility
PO Box 188
GROSS WA 98632
(206) 578-4616

CERTIFIED WEIGHTS (imprint seal)

TARE

NET

WEIGH NUMBER
4062

WEIGHMASTER CERTIFICATE

This is to certify that the following described commodity was weighed, measured, or counted by a Weighmaster, whose signature is on this Certificate, who is a recognized authority of accuracy, as prescribed by State Law.

COMMODITY WEIGHED: FREIGHT ALL KINDS

REMARKS:

TRACTOR LICENSE # 015818P TRACTOR #

TRAILER LICENSE # TRAILER #

TRAILER LICENSE # TRAILER #

NAME OF WEIGHMASTER (print): TIA WARD

WEIGHMASTER SIGNATURE: TIA WARD

©CAT SCALE COMPANY® 12/0

TRUCK LOG SHEET

trl #	DATE	TIME	CUSTOMER	HAULER, DRIVER & TRUCK#	GROSS/TARE WGT (LBS)		TICKET #	SYSTEM ID# (OFFICE USE ONLY)
965	10/12/09	6:40	Rivergate	Claussen Jerry 777	83,260	42820	6157	
966	10-12-09	655	Glacier	Stan J 201	95500	46300	613456	
967	10-12-09	655	GLACIER	Pat 202	92540	50160		
968	10-17-09	6:45	COL RECYCLE	JORDAN 941	100,860	41,951	16414	
970	10-12-09	9:58	ACTIVE	ADAR 8-ST	89720	40420	4096	
971	10-12-09	9:15	Active	ADAR 10-10T	96420	36720	4098	
972	10-12-09	9:15	"	" 12 12T	90,540	37760	4097	
973	10-12-09	9:36	Stan Palmer Port 2 dy.	Olsen #01-038	102,500	41,600	4100	
974	10-12-09	9:36	" " Port 3 dy.	Mark #01-020	103,460	42,800	4099	
975	10-12-09	9:50	Rivergate	Claussen Jerry 777	83,840	42,660	6164	
976	" "	12:17	ACTIVE	ADAR 8-ST	104,080	40420	4108	
977	10-12-09	12:50	Active	ADAR 10-10T	102260	36720	4113	
978	10-12-09	12:50	"	" 12 12T	103,300	37,760	4114	
979	10/12/09	1285	Glacier	St 201	98800	46300	613467	
980	10-12-09	1:10	Stan Palmer Port 2 dy.	Mark 01-020	98,400	42,800	4115	
981	10-12-09	1:11	Stan Palmer Port 2 dy.	Olsen 01-038	103,400	41,600	4117	
982	10-12-09	1:10	Rivergate	Claussen Jerry 777	82,540	42,440	6196	
983	10-13-09	620	Schutzen	Wilkins 08/105	92980	70800	92980	
984	10/13/09	6:40	" "	" " 08/101	101820	40740	101820	
985	10/13/09	6:50	GLACIER	Patrick 203	89620	50160	613567	
986	10/13/09	6:50	GLACIER	Night 111	94420	50220		
987	10 13 09	7:15	Rivergate	Claussen 711	86280	45380	6225	
988	10 13 09	720	Glacier	St 201	100200	46300	613572	

*** REMEMBER 25 MPH MAX SPEED THRU RESIDENTIAL AREAS ***

94414100

TICKET NUMBER

CERTIFIED AUTOMATED TRUCK SCALE

CAT SCALE COMPANY
P.O. BOX 630
WALCOTT, IA 52773
(563) 284-6263
www.catscale.com

859

94414100

THE CAT SCALE GUARANTEE

The CAT Scale Company **GUARANTEES** that our scales will give an accurate weight. What makes us different from other scale companies is that we back up our guarantee with cash.©

IF YOU SHOULD GET AN OVERWEIGHT FINE, YOU SHOULD DO THE FOLLOWING TO GET THE PROBLEM RESOLVED:

1) Post bond and request a court date.
2) Call CAT Scale Company direct 24 hours a day at 1-877-CAT-SCALE (toll free).
3) IMMEDIATELY send a copy of the citation, CAT Scale ticket, your name, company, address, and phone number to CAT Scale Company Attn: Operations Manager.

THANK YOU FOR WEIGHING ON CAT SCALE!

The four weights shown below are separate weights. The TOTAL WEIGHT was weighed on a full length platform scale. **AXLE WEIGHTS CAN NOT BE CERTIFIED** and are **NOT LEGAL FOR TRADE, however, CAT SCALE COMPANY GUARANTEES THESE WEIGHTS TO BE CORRECT.**

DATE: 10-12-2009

SCALE LOCATION: 278
GEE-CEE'S TRUCKSTOP
I-5 AND EXIT 57
TOLEDO WA

STEER AXLE	16480 lb
DRIVE AXLE	38720 lb
TRAILER AXLE	47300 lb
TOTAL WEIGHT	102500 lb

41600 tare

COMPANY STAN PALMER CONST TRACTOR # 38 TRAILER # 39

WEIGHER'S SIGNATURE: Rachel Wallace RACHEL WALLACE FEE: 9.00 FULL WEIGH TICKET # (IF REWEIGH)

ONLY CERTIFIED WEIGHTS APPEAR BELOW THIS LINE

CERTIFIED WEIGHTS
(imprint seal)

GROSS 102500

TARE 41600

NET 60900

30.45 T

WEIGH NUMBER
4100

WEIGHMASTER CERTIFICATE

This is to certify that the following described commodity was weighed, measured, or counted by a Weighmaster, whose signature is on this Certificate, who is a recognized authority of accuracy, as prescribed by State Law.

COMMODITY WEIGHED: FREIGHT ALL KINDS

REMARKS:

TRACTOR LICENSE # TRACTOR #

TRAILER LICENSE # TRAILER #

TRAILER LICENSE # TRAILER #

NAME OF WEIGHMASTER (print):

WEIGHMASTER SIGNATURE:

© CAT SCALE COMPANY® 12/08
(WA)

94414099

TICKET NUMBER

CERTIFIED AUTOMATED TRUCK SCALE

CAT SCALE COMPANY
P.O. BOX 630
WALCOTT, IA 52773
(563) 284-6263
www.catscale.com

THE CAT SCALE GUARANTEE

The CAT Scale Company **GUARANTEES** that our scales will give an accurate weight. What makes us different from other scale companies is that we back up our guarantee with cash.©

IF YOU SHOULD GET AN OVERWEIGHT FINE, YOU SHOULD DO THE FOLLOWING TO GET THE PROBLEM RESOLVED:

1) Post bond and request a court date.
2) Call CAT Scale Company direct 24 hours a day at 1-877-CAT-SCALE (toll free).
3) IMMEDIATELY send a copy of the citation, CAT Scale ticket, your name, company, address, and phone number to CAT Scale Company Attn: Operations Manager.

THANK YOU FOR WEIGHING ON CAT SCALE!

The four weights shown below are separate weights. The TOTAL WEIGHT was weighed on a full length platform scale. **AXLE WEIGHTS CAN NOT BE CERTIFIED** and are **NOT LEGAL FOR TRADE, however, CAT SCALE COMPANY GUARANTEES THESE WEIGHTS TO BE CORRECT.**

DATE: 10-12-2009

SCALE LOCATION: 278
GEE-CEE'S TRUCKSTOP
I-5 AND EXIT 57
TOLEDO WA

STEER AXLE	19400 lb
DRIVE AXLE	34700 lb
TRAILER AXLE	49360 lb
TOTAL WEIGHT	103460 lb

42800 Tare

COMPANY STAN PALMER CONST TRACTOR # 20 TRAILER # 0947

WEIGHER'S SIGNATURE: Rachel Wallace RACHEL WALLACE FEE: 9.00 FULL WEIGH TICKET # (IF REWEIGH)

ONLY CERTIFIED WEIGHTS APPEAR BELOW THIS LINE

CERTIFIED WEIGHTS
(imprint seal)

GROSS 103460

TARE 42800

NET 60,660

WEIGH NUMBER
4099

WEIGHMASTER CERTIFICATE

This is to certify that the following described commodity was weighed, measured, or counted by a Weighmaster, whose signature is on this Certificate, who is a recognized authority of accuracy, as prescribed by State Law.

COMMODITY WEIGHED: FREIGHT ALL KINDS
REMARKS:
TRACTOR LICENSE # TRACTOR #
TRAILER LICENSE # TRAILER #
TRAILER LICENSE # TRAILER #
NAME OF WEIGHMASTER (print):
WEIGHMASTER SIGNATURE:

© CAT SCALE COMPANY® 12/08 (WA)

94414115

TICKET NUMBER

CERTIFIED AUTOMATED TRUCK SCALE

CAT SCALE COMPANY
P.O. BOX 630
WALCOTT, IA 52773
(563) 284-6263
www.catscale.com

THE CAT SCALE GUARANTEE

The CAT Scale Company **GUARANTEES** that our scales will give an accurate weight. What makes us different from other scale companies is that we back up our guarantee with cash.©

IF YOU SHOULD GET AN OVERWEIGHT FINE, YOU SHOULD DO THE FOLLOWING TO GET THE PROBLEM RESOLVED:

1) Post bond and request a court date.
2) Call CAT Scale Company direct 24 hours a day at 1-877-CAT-SCALE (toll free).
3) IMMEDIATELY send a copy of the citation, CAT Scale ticket, your name, company, address, and phone number to CAT Scale Company Attn: Operations Manager.

THANK YOU FOR WEIGHING ON CAT SCALE!

The four weights shown below are separate weights. The TOTAL WEIGHT was weighed on a full length platform scale. **AXLE WEIGHTS CAN NOT BE CERTIFIED** and are **NOT LEGAL FOR TRADE, however, CAT SCALE COMPANY GUARANTEES THESE WEIGHTS TO BE CORRECT.**

DATE: 10-12-2009

SCALE LOCATION: 278
GEE-CEE'S TRUCKSTOP
I-5 AND EXIT 57
TOLEDO WA

STEER AXLE	18780 lb
DRIVE AXLE	33520 lb
TRAILER AXLE	46100 lb
TOTAL WEIGHT	98400 lb

42800 Tare

COMPANY STAN PALMER CONST TRACTOR # 20 TRAILER # 42

WEIGHER'S SIGNATURE: _____ **FEE:** 9.00 FULL WEIGH TICKET # _____ (IF REWEIGH)

ONLY CERTIFIED WEIGHTS APPEAR BELOW THIS LINE

CERTIFIED WEIGHTS
(imprint seal)

GROSS 98,400

TARE 42,800

NET 55600

WEIGH NUMBER
4115

WEIGHMASTER CERTIFICATE

This is to certify that the following described commodity was weighed, measured, or counted by a Weighmaster, whose signature is on this Certificate, who is a recognized authority of accuracy, as prescribed by State Law.

COMMODITY WEIGHED: FREIGHT ALL KINDS

REMARKS: _____

TRACTOR LICENSE # _____ TRACTOR # _____

TRAILER LICENSE # _____ TRAILER # _____

TRAILER LICENSE # _____ TRAILER # _____

NAME OF WEIGHMASTER (print): _____

WEIGHMASTER SIGNATURE: _____

© CAT SCALE COMPANY® 12/08 (WA)

94414117
TICKET NUMBER

CERTIFIED AUTOMATED TRUCK SCALE

CAT SCALE COMPANY
P.O. BOX 630
WALCOTT, IA 52773
(563) 284-6263
www.catscale.com

THE CAT SCALE GUARANTEE

The CAT Scale Company **GUARANTEES** that our scales will give an accurate weight. What makes us different from other scale companies is that we back up our guarantee with cash.©

IF YOU SHOULD GET AN OVERWEIGHT FINE, YOU SHOULD DO THE FOLLOWING TO GET THE PROBLEM RESOLVED:

1) Post bond and request a court date.
2) Call CAT Scale Company direct 24 hours a day at 1-877-CAT-SCALE (toll free).
3) IMMEDIATELY send a copy of the citation, CAT Scale ticket, your name, company, address, and phone number to CAT Scale Company Attn: Operations Manager.

THANK YOU FOR WEIGHING ON CAT SCALE!

The four weights shown below are separate weights. The TOTAL WEIGHT was weighed on a full length platform scale. **AXLE WEIGHTS CAN NOT BE CERTIFIED** and are **NOT LEGAL FOR TRADE, however, CAT SCALE COMPANY GUARANTEES THESE WEIGHTS TO BE CORRECT.**

DATE: 10-12-2009

SCALE LOCATION: 278
GEE-CEE'S TRUCKSTOP
I-5 AND EXIT 57
TOLEDO WA

STEER AXLE	16480 lb
DRIVE AXLE	39340 lb
TRAILER AXLE	47660 lb
TOTAL WEIGHT	103480 lb

41600 Tare

1234
94414117 COMPANY STAN PALMER CONST TRACTOR # 38 TRAILER # 39

WEIGHER'S SIGNATURE: [signature] **FEE:** 9.00 FULL WEIGH TICKET # (IF REWEIGH)

ONLY CERTIFIED WEIGHTS APPEAR BELOW THIS LINE

CERTIFIED WEIGHTS
(imprint seal)

GROSS 103480
TARE 41 600
NET 61 880
30.94 t

WEIGH NUMBER
4117

WEIGHMASTER CERTIFICATE

This is to certify that the following described commodity was weighed, measured, or counted by a Weighmaster, whose signature is on this Certificate, who is a recognized authority of accuracy, as prescribed by State Law.

COMMODITY WEIGHED: FREIGHT ALL KINDS
REMARKS:
TRACTOR LICENSE # TRACTOR #
TRAILER LICENSE # TRAILER #
TRAILER LICENSE # TRAILER #

NAME OF WEIGHMASTER (print):
WEIGHMASTER SIGNATURE:

© CAT SCALE COMPANY® 12/08 (WA)

TRUCK LOG SHEET

trl #	DATE	TIME	CUSTOMER	HAULER, DRIVER & TRUCK#	GROSS/TARE WGT (LBS)	TICKET #	SYSTEM ID# (OFFICE USE ONLY)
989	10-13-09	800	ACTIVE CONST	ADAR 8-8T	103,860 40420	4135	
990	10-13-09	9:28	Stan palmer Port of Ely	Mark 20	95,200 42,800	4138	
991	10/13/09	1045	Schutzen	Wilkins 08105	95520 41160		
992	10-13-09	11:15	Rivergate	Claussen 711/00-1	82700 44920	6240	
993	10-13-09	1220	Rivergate	Claussen Rocci 2 Fathers	83920 46620	6233	
994	10/13/09	12:40	Schnitzer	Wilkins 08101	102980 40880		
995	10/13/09	1:30	Glacier	Patrick 203	86640 50160	613568	
996	10-13-09	1:35	Stan palmer Port of Ely	Mark 20	99020 42,800	4149	
997	10 13 09	145	Glacier	Stu 201	93220 46300	613571	
998	10-14-09	620	Schutzen	Wilkins 08105	91380 40920		
999	10-14-09	6:45	CDL RECYCLE	JORDAN 841	95,160 41,951	16460	
000	10/14/09	6:45	Schnitzer	Wilkins 08101	101020 40600		
001	10/14/09	6:50	GLACIER	Patrick 203	88420 50160		
002	10-14-09	730	Glacier	Stu 201	92600 46300		
003	10-14-09	730	GLACIER	RICH 111	86640 47200		
004							
005							
006							
007							
008							
009							
010							
011							
012							

* * * REMEMBER 25 MPH MAX SPEED THRU RESIDENTIAL AREAS * * *

94414138

TICKET NUMBER

CERTIFIED AUTOMATED TRUCK SCALE

CAT SCALE COMPANY
P.O. BOX 630
WALCOTT, IA 52773
(563) 284-6263
www.catscale.com

838

94414138

THE CAT SCALE GUARANTEE

The CAT Scale Company **GUARANTEES** that our scales will give an accurate weight. What makes us different from other scale companies is that we back up our guarantee with cash.©

IF YOU SHOULD GET AN OVERWEIGHT FINE, YOU SHOULD DO THE FOLLOWING TO GET THE PROBLEM RESOLVED:

1) Post bond and request a court date.
2) Call CAT Scale Company direct 24 hours a day at 1-877-CAT-SCALE (toll free).
3) IMMEDIATELY send a copy of the citation, CAT Scale ticket, your name, company, address, and phone number to CAT Scale Company Attn: Operations Manager.

THANK YOU FOR WEIGHING ON CAT SCALE!

The four weights shown below are separate weights. The TOTAL WEIGHT was weighed on a full length platform scale. **AXLE WEIGHTS CAN NOT BE CERTIFIED** and are **NOT LEGAL FOR TRADE, however, CAT SCALE COMPANY GUARANTEES THESE WEIGHTS TO BE CORRECT.**

DATE: 10-13-2009

SCALE LOCATION: 278 GEE-CEE'S TRUCKSTOP I-5 AND EXIT 57 TOLEDO WA

STEER AXLE	19000 lb
DRIVE AXLE	31960 lb
TRAILER AXLE	44240 lb
TOTAL WEIGHT	95200 lb

42,800 Tare

COMPANY STAN PALMER CONST TRACTOR # 20 TRAILER # 42

WEIGHER'S SIGNATURE: TIA WARD FEE: 9.00 FULL WEIGH TICKET # (IF REWEIGH)

ONLY CERTIFIED WEIGHTS APPEAR BELOW THIS LINE

CERTIFIED WEIGHTS (imprint seal)

GROSS 95,200

TARE 42,800

NET 52,400

WEIGH NUMBER 4138

WEIGHMASTER CERTIFICATE

This is to certify that the following described commodity was weighed, measured, or counted by a Weighmaster, whose signature is on this Certificate, who is a recognized authority of accuracy, as prescribed by State Law.

COMMODITY WEIGHED: FREIGHT ALL KINDS

REMARKS:

TRACTOR LICENSE # TRACTOR #

TRAILER LICENSE # TRAILER #

TRAILER LICENSE # TRAILER #

NAME OF WEIGHMASTER (print):

WEIGHMASTER SIGNATURE:

© CAT SCALE COMPANY 12/0 (WA)

94414149

TICKET NUMBER

CERTIFIED AUTOMATED TRUCK SCALE

CAT SCALE COMPANY
P.O. BOX 630
WALCOTT, IA 52773
(563) 284-6263
www.catscale.com

1252

94414149

THE CAT SCALE GUARANTEE

The CAT Scale Company **GUARANTEES** that our scales will give an accurate weight. What makes us different from other scale companies is that we back up our guarantee with cash.©

IF YOU SHOULD GET AN OVERWEIGHT FINE, YOU SHOULD DO THE FOLLOWING TO GET THE PROBLEM RESOLVED:

1) Post bond and request a court date.
2) Call CAT Scale Company direct 24 hours a day at 1-877-CAT-SCALE (toll free).
3) IMMEDIATELY send a copy of the citation, CAT Scale ticket, your name, company, address, and phone number to CAT Scale Company Attn: Operations Manager.

THANK YOU FOR WEIGHING ON CAT SCALE!

The four weights shown below are separate weights. The TOTAL WEIGHT was weighed on a full length platform scale. **AXLE WEIGHTS CAN NOT BE CERTIFIED** and are **NOT LEGAL FOR TRADE, however, CAT SCALE COMPANY GUARANTEES THESE WEIGHTS TO BE CORRECT.**

DATE: 10-13-2009

SCALE LOCATION: 278 GEE-CEE'S TRUCKSTOP I-5 AND EXIT 57 TOLEDO WA

STEER AXLE	18940 lb
DRIVE AXLE	33520 lb
TRAILER AXLE	46560 lb
TOTAL WEIGHT	99020 lb

COMPANY STAN PALMER CONST TRACTOR # 20 TRAILER # 42

WEIGHER'S SIGNATURE: BARBARA ROBINSON FEE: 9.00 FULL WEIGH TICKET # (IF REWEIGH)

ONLY CERTIFIED WEIGHTS APPEAR BELOW THIS LINE

CERTIFIED WEIGHTS (imprint seal)

GROSS 99020

TARE 42800

NET 56,220

WEIGH NUMBER 4149

WEIGHMASTER CERTIFICATE

This is to certify that the following described commodity was weighed, measured, or counted by a Weighmaster, whose signature is on this Certificate, who is a recognized authority of accuracy, as prescribed by State Law.

COMMODITY WEIGHED: FREIGHT ALL KINDS

REMARKS:

TRACTOR LICENSE # TRACTOR #

TRAILER LICENSE # TRAILER #

TRAILER LICENSE # TRAILER #

NAME OF WEIGHMASTER (print):

WEIGHMASTER SIGNATURE:

© CAT SCALE COMPANY® 12/0

TRUCK LOG SHEET

Ctrl #	DATE	TIME	CUSTOMER	HAULER, DRIVER & TRUCK#	GROSS/TARE WGT (LBS)	TICKET #	SYSTEM ID# (OFFICE USE ONLY)
3037	10-19-09	6:45	Schnitzer	Wilkins 08105	96690 40780		
3038	10-19-09	6:55	GLACIER	Patrick 203	89620 50160	613942	
3039	10-19-09	7:20	CDL RECYCLE	JORDAN 841	102,400 41,951	241470	
3040	10/19/09	7:40	Schnitzer	Wilkins 08101	100340 40600		
3041	10-19-09	9:45	Stan palmer (PART OF OLY)	Mark 20	105,700 43,200	6808	
3042	10-19-09	9:50	Glacier	Sta 201	103000 46300	613927	
3043	10/19/09	10:05	Rivergate	Claussen Jerry 777	82,640 42,400	6483	
3044	10-19-09	11:10	Schnitzer	Wilkins 08105	104570 41100		
3045	10-19-09	11:12	Rivergate	Claussen Rocci 2 Feathers	89,600 46340	6499	
3046	10/19/09	11:25	Schnitzer	Wilkins 08101	99620 40800		
3047	10/19/09	11:28	Stan Palmer (PART OF OLY)	Oliver #38	106480 41600	6810	
3048	10-19-09	11:45	Rivergate	Claussen #711	88480 45000	6506	
3049	10-19-09	12:45	Glacier	Patrick 203	84980 50160	613941	
3050	10/19/09	1:30	Rivergate	Claussen Jerry 777	84700 42,580	6515	
3051	10/19/09	2:50	Rivergate	Claussen Rocci 2 Feathers	89500 46140	6519	
3052	10/20/09	6:40	Rivergate	Claussen Jerry 777	76760 42,600	6537	
3053	10/20/09	6:50	Schnitzer	Wilkins 08105	95020 40860		
3054	10/20/09	6:55	GLACIER	Patrick 203	88400 50160		
3055							
3056							
3057							
3058							
3059							
3060							

*** * * REMEMBER 25 MPH MAX SPEED THRU RESIDENTIAL AREAS * * ***

94446808

TICKET NUMBER

CAT SCALE

CERTIFIED AUTOMATED TRUCK SCALE

CAT SCALE COMPANY
P.O. BOX 630
WALCOTT, IA 52773
(563) 284-6263
www.catscale.com

905
94446808

THE CAT SCALE GUARANTEE

The CAT Scale Company **GUARANTEES** that our scales will give an accurate weight. What makes us different from other scale companies is that we back up our guarantee with cash.©

IF YOU SHOULD GET AN OVERWEIGHT FINE, YOU SHOULD DO THE FOLLOWING TO GET THE PROBLEM RESOLVED:

1) Post bond and request a court date.
2) Call CAT Scale Company direct 24 hours a day at 1-877-CAT-SCALE (toll free).
3) IMMEDIATELY send a copy of the citation, CAT Scale ticket, your name, company, address, and phone number to CAT Scale Company Attn: Operations Manager.

THANK YOU FOR WEIGHING ON CAT SCALE!

The four weights shown below are separate weights. The TOTAL WEIGHT was weighed on a full length platform scale. **AXLE WEIGHTS CAN NOT BE CERTIFIED** and are **NOT LEGAL FOR TRADE, however, CAT SCALE COMPANY GUARANTEES THESE WEIGHTS TO BE CORRECT.**

DATE: 10-19-2009

SCALE LOCATION: 278 GEE-CEE'S TRUCKSTOP I-5 AND EXIT 57 TOLEDO WA

STEER AXLE	19640 lb
DRIVE AXLE	37000 lb
TRAILER AXLE	49060 lb
TOTAL WEIGHT	105700 lb

COMPANY STANPALMER TRACTOR # 23 TRAILER # 42

WEIGHER'S SIGNATURE: [signature] FEE: 9.00 FULL WEIGH TICKET # (IF REWEIGH)

ONLY CERTIFIED WEIGHTS APPEAR BELOW THIS LINE

CERTIFIED WEIGHTS
(imprint seal)

GROSS 105,700

TARE 43,200

NET 62,500

WEIGH NUMBER
6808

WEIGHMASTER CERTIFICATE

This is to certify that the following described commodity was weighed, measured, or counted by a Weighmaster, whose signature is on this Certificate, who is a recognized authority of accuracy, as prescribed by State Law.

COMMODITY WEIGHED: FREIGHT ALL KINDS

REMARKS:

TRACTOR LICENSE # TRACTOR #

TRAILER LICENSE # TRAILER #

TRAILER LICENSE # TRAILER #

NAME OF WEIGHMASTER (print):

WEIGHMASTER SIGNATURE:

CAT SCALE COMPANY L.L.
(WA)

94446810

TICKET NUMBER

CAT SCALE

CERTIFIED AUTOMATED TRUCK SCALE

CAT SCALE COMPANY
P.O. BOX 630
WALCOTT, IA 52773
(563) 284-6263
www.catscale.com

1050
94446810

THE CAT SCALE GUARANTEE

The CAT Scale Company **GUARANTEES** that our scales will give an accurate weight. What makes us different from other scale companies is that we back up our guarantee with cash.©

IF YOU SHOULD GET AN OVERWEIGHT FINE, YOU SHOULD DO THE FOLLOWING TO GET THE PROBLEM RESOLVED:

1) Post bond and request a court date.
2) Call CAT Scale Company direct 24 hours a day at 1-877-CAT-SCALE (toll free).
3) IMMEDIATELY send a copy of the citation, CAT Scale ticket, your name, company, address, and phone number to CAT Scale Company Attn: Operations Manager.

THANK YOU FOR WEIGHING ON CAT SCALE!

The four weights shown below are separate weights. The TOTAL WEIGHT was weighed on a full length platform scale. **AXLE WEIGHTS CAN NOT BE CERTIFIED** and are **NOT LEGAL FOR TRADE, however, CAT SCALE COMPANY GUARANTEES THESE WEIGHTS TO BE CORRECT.**

DATE: 10-19-2009

SCALE LOCATION: 278 GEE-CEE'S TRUCKSTOP I-5 AND EXIT 57 TOLEDO WA

STEER AXLE	15800 lb
DRIVE AXLE	41180 lb
TRAILER AXLE	49500 lb
TOTAL WEIGHT	106480 lb

COMPANY STAN PALMER CONST TRACTOR # 38 TRAILER # 39

WEIGHER'S SIGNATURE: [signature] RACHEL WALLACE FEE: 9.00 FULL WEIGH TICKET # (IF REWEIGH)

ONLY CERTIFIED WEIGHTS APPEAR BELOW THIS LINE

CERTIFIED WEIGHTS
(imprint seal)

GROSS 106480

TARE 41600
64850

NET WEIGH NUMBER

64 32,44 T

WEIGHMASTER CERTIFICATE

This is to certify that the following described commodity was weighed, measured, or counted by a Weighmaster, whose signature is on this Certificate, who is a recognized authority of accuracy, as prescribed by State Law.

FREIGHT ALL KINDS

COMMODITY WEIGHED:

REMARKS:

TRACTOR LICENSE # TRACTOR #

TRAILER LICENSE # TRAILER #

TRAILER LICENSE # TRAILER #

NAME OF WEIGHMASTER (print):

WEIGHMASTER SIGNATURE:

CAT SCALE COMPANY L.L.
(WA)

TRUCK LOG SHEET

Ctrl #	DATE	TIME	CUSTOMER	HAULER, DRIVER & TRUCK#	GROSS/TARE WGT (LBS)		TICKET #	SYSTEM ID# (OFFICE USE ONLY)
3085	10-21	1:20	Construct Inc	Dan's Trucking #3	85520	36700	6908	
3086	10-21	1:55	Glacier	Patrick 203	84080	50160	614105	
3087	10-22	5:55	Construct Inc	Carbon Canyon C-1	95480	39800	6926	
3088	10/22/09	6:35	Rivergate	Claussen Jerry 777	82,040	42,720	6658	
3089	10/22/09	7:10	Schnitzer	Wilkins 08101	98240	40560	98240	
3090	10-22-09	730	Glacier	Sh 201	96500	50160	614187	
3091	10/22/09	8:30	Schnitzer	Wilkins - Steve L-17	93920	45,520	93920	
3092	10-22-09	8:45	Construct Inc	Dan's Trucking #1	86260	38000	6928	
3093	10-22-09	8:50	Construction Inc	Dan's Trucking Inc #3	88780	36700	6929	
3094	10-22-09	900	Schnitzer	Wilkins 08105	97800	41,200	97800	
3095	10-22-09	905	Schnitzer	Wilkins L16	95420	45,680	95420	
3096	10-22-09	9:25	Stan palmer Port Dry	Mark 20	103360	43,200	6933	
3097	10-22-09	1000	construct INC	Mike Sheldon Trucking #52	47800	24300	6934	
3098	10/22/09	10:10	Rivergate	Claussen Jerry 777	81,680	42,440	6668	
3099	10/22/09	10:40	Rivergate	Claussen Michael 711	87280	45000	6673	
3100	10/22/09	11:05	Schnitzer	Wilkins 08101	97480	40700	97480	
3101	10-22-09	12:40	Stan Palmer Port Dry	Sh #62	105500	41,440	94446939	
3102	10-22-09	100	Glacier	Sh 201	97780	50,160	614186	
3103	10-22-09	1:10	Stan palmer Port Dry	Mark 20	92040	43,200	6940	
3104	10-22-09	1:20	Schnitzer	Wilkins 08105	95560	40680	95560	
3105	10/22/09	1:35	Rivergate	Claussen Jerry 777	80,020	42,620	6703	
3106	10/22/09	2:25	Rivergate	Claussen Michael 711	85080	44840	6709	
3107	10-23-09	6:35	Rivergate	Claussen 777	77920	42 720	6731	
3108	10-23-09	7:00	CDL RECYCLE	JORDAN 841	95,800	41,951	16575	

*** * * REMEMBER 25 MPH MAX SPEED THRU RESIDENTIAL AREAS * * ***

94446933

TICKET NUMBER

CERTIFIED AUTOMATED TRUCK SCALE

CAT SCALE COMPANY
P.O. BOX 630
WALCOTT, IA 52773
(563) 284-6263
www.catscale.com

THE CAT SCALE GUARANTEE

The CAT Scale Company **GUARANTEES** that our scales will give an accurate weight. What makes us different from other scale companies is that we back up our guarantee with cash.©

IF YOU SHOULD GET AN OVERWEIGHT FINE, YOU SHOULD DO THE FOLLOWING TO GET THE PROBLEM RESOLVED:

1) Post bond and request a court date.
2) Call CAT Scale Company direct 24 hours a day at 1-877-CAT-SCALE (toll free).
3) IMMEDIATELY send a copy of the citation, CAT Scale ticket, your name, company, address, and phone number to CAT Scale Company Attn: Operations Manager.

Port of Uly.

THANK YOU FOR WEIGHING ON CAT SCALE!

The four weights shown below are separate weights. The TOTAL WEIGHT was weighed on a full length platform scale. **AXLE WEIGHTS CAN NOT BE CERTIFIED** and are **NOT LEGAL FOR TRADE, however, CAT SCALE COMPANY GUARANTEES THESE WEIGHTS TO BE CORRECT.**

DATE: 10-22-2009

SCALE LOCATION: 278
GEE-CEE'S TRUCKSTOP
I-5 AND EXIT 57
TOLEDO WA

STEER AXLE	19400 lb
DRIVE AXLE	34980 lb
TRAILER AXLE	48980 lb
TOTAL WEIGHT	103360 lb

43200 Tare

844

94446933 COMPANY STAN PALMER CONST TRACTOR # 20 TRAILER # 42

WEIGHER'S SIGNATURE: Joe Ward FEE: 9.00 FULL WEIGH TICKET # (IF REWEIGH)

ONLY CERTIFIED WEIGHTS APPEAR BELOW THIS LINE

CERTIFIED WEIGHTS
(imprint seal)

GROSS 103360

TARE 43,200

NET 60,160

WEIGH NUMBER
6933

WEIGHMASTER CERTIFICATE

This is to certify that the following described commodity was weighed, measured, or counted by a Weighmaster, whose signature is on this Certificate, who is a recognized authority of accuracy, as prescribed by State Law.

COMMODITY WEIGHED: FREIGHT ALL KINDS

REMARKS:

TRACTOR LICENSE # TRACTOR #

TRAILER LICENSE # TRAILER #

TRAILER LICENSE # TRAILER #

NAME OF WEIGHMASTER (print):

WEIGHMASTER SIGNATURE:

© CAT SCALE COMPANY® 12/08 (WA)

94446939

TICKET NUMBER

CERTIFIED AUTOMATED TRUCK SCALE

CAT SCALE COMPANY
P.O. BOX 630
WALCOTT, IA 52773
(563) 284-6263
www.catscale.com

THE CAT SCALE GUARANTEE

The CAT Scale Company **GUARANTEES** that our scales will give an accurate weight. What makes us different from other scale companies is that we back up our guarantee with cash.©

IF YOU SHOULD GET AN OVERWEIGHT FINE, YOU SHOULD DO THE FOLLOWING TO GET THE PROBLEM RESOLVED:

1) Post bond and request a court date.
2) Call CAT Scale Company direct 24 hours a day at 1-877-CAT-SCALE (toll free).
3) IMMEDIATELY send a copy of the citation, CAT Scale ticket, your name, company, address, and phone number to CAT Scale Company Attn: Operations Manager.

THANK YOU FOR WEIGHING ON CAT SCALE!

Port of Ay.

The four weights shown below are separate weights. The TOTAL WEIGHT was weighed on a full length platform scale. **AXLE WEIGHTS CAN NOT BE CERTIFIED** and are **NOT LEGAL FOR TRADE, however, CAT SCALE COMPANY GUARANTEES THESE WEIGHTS TO BE CORRECT.**

DATE: 10-22-2009

SCALE LOCATION: 278 GEE-CEE'S TRUCKSTOP I-5 AND EXIT 57 TOLEDO WA

STEER AXLE	23340 lb
DRIVE AXLE	31920 lb
TRAILER AXLE	50240 lb
TOTAL WEIGHT	105500 lb

41440 Tare

COMPANY PALMER TRACTOR # 62 TRAILER # 62

WEIGHER'S SIGNATURE: [signature] **FEE:** 9.00 FULL WEIGH TICKET # (IF REWEIGH)

ONLY CERTIFIED WEIGHTS APPEAR BELOW THIS LINE

CERTIFIED WEIGHTS
(imprint seal)

GROSS

TARE

NET

WEIGH NUMBER
6939

WEIGHMASTER CERTIFICATE

This is to certify that the following described commodity was weighed, measured, or counted by a Weighmaster, whose signature is on this Certificate, who is a recognized authority of accuracy, as prescribed by State Law.

COMMODITY WEIGHED: FREIGHT ALL KINDS

REMARKS:

TRACTOR LICENSE # TRACTOR #

TRAILER LICENSE # TRAILER #

TRAILER LICENSE # TRAILER #

NAME OF WEIGHMASTER (print):

WEIGHMASTER SIGNATURE:

© CAT SCALE COMPANY® 12/08 (WA)

94446940

TICKET NUMBER

CAT SCALE®

CERTIFIED AUTOMATED TRUCK SCALE

CAT SCALE COMPANY
P.O. BOX 630
WALCOTT, IA 52773
(563) 284-6263
www.catscale.com

THE CAT SCALE GUARANTEE

The CAT Scale Company **GUARANTEES** that our scales will give an accurate weight. What makes us different from other scale companies is that we back up our guarantee with cash.©

IF YOU SHOULD GET AN OVERWEIGHT FINE, YOU SHOULD DO THE FOLLOWING TO GET THE PROBLEM RESOLVED:

1) Post bond and request a court date.
2) Call CAT Scale Company direct 24 hours a day at 1-877-CAT-SCALE (toll free).
3) IMMEDIATELY send a copy of the citation, CAT Scale ticket, your name, company, address, and phone number to CAT Scale Company Attn: Operations Manager.

Port of Oly.

THANK YOU FOR WEIGHING ON CAT SCALE!

The four weights shown below are separate weights. The TOTAL WEIGHT was weighed on a full length platform scale. **AXLE WEIGHTS CAN NOT BE CERTIFIED** and are **NOT LEGAL FOR TRADE, however, CAT SCALE COMPANY GUARANTEES THESE WEIGHTS TO BE CORRECT.**

DATE: 10-22-2009

SCALE LOCATION: 278
GEE-CEE'S TRUCKSTOP
I-5 AND EXIT 57
TOLEDO WA

STEER AXLE	18740 lb
DRIVE AXLE	31320 lb
TRAILER AXLE	41980 lb
TOTAL WEIGHT	92040 lb

43200 tare

Westgreater Company
Integrated Waste Management
Material Recovery / Transfer Facility
PO Box 188
Longview, WA 98632
(206) 578-4[illegible]

COMPANY STAN PALMER CONST TRACTOR # 20 TRAILER # 42

WEIGHER'S SIGNATURE: [signature] FEE: 9.00 FULL WEIGH TICKET # (IF REWEIGH)

ONLY CERTIFIED WEIGHTS APPEAR BELOW THIS LINE

CERTIFIED WEIGHTS
(imprint seal)

GROSS 92040

TARE 43200

NET 48840

WEIGH NUMBER
6940

WEIGHMASTER CERTIFICATE

This is to certify that the following described commodity was weighed, measured, or counted by a Weighmaster, whose signature is on this Certificate, who is a recognized authority of accuracy, as prescribed by State Law.

COMMODITY WEIGHED: FREIGHT ALL KINDS

REMARKS:

TRACTOR LICENSE # TRACTOR #

TRAILER LICENSE # TRAILER #

TRAILER LICENSE # TRAILER #

NAME OF WEIGHMASTER (print):

WEIGHMASTER SIGNATURE:

© CAT SCALE COMPANY® 12/08 (WA)

TRUCK LOG SHEET

Ctrl #	DATE	TIME	CUSTOMER	HAULER, DRIVER & TRUCK#	GROSS/TARE WGT (LBS)	TICKET #	SYSTEM ID# (OFFICE USE ONLY)
3109	10/23/09	7:25	GLACIER	Patrick 203	89940 50160		
3110	10/23/09	9:00	RIVERGATE	Claussen Rod 2 Fenders	86,420 46550	6737	
3111	10/23/09	9:30	Rivergate	Claussen Jerry 711	88,320 45,860	6741	
3112	10/23/09	9:45	Stan Palmer port of neg.	Oliver #38	102,100 41600	6968	
3113	10-23-09	9:55	Stan Palmer "	Mark 20	107,340 43,200	6969	
3114	10-23-09	10:05	Rivergate	Claussen Mike 777	77920 42550	6742	
3115	10-23-09	1:35	Rivergate	Claussen 777	79620 42340	6765	
3116	10-26-09	6:10	Glacier	[illegible] 203	99220 50160		
3117	10/26/09	7:20	Schnitzer	Williams 08101	98140 41100		
3118	10-26-09	7:30	Glacier	Sam 201	107700 46300		
3119							
3120							
3121							
3122							
3123							
3124							
3125							
3126							
3127							
3128							
3129							
3130							
3131							
3132							

*** * * REMEMBER 25 MPH MAX SPEED THRU RESIDENTIAL AREAS * * ***

S4446968

TICKET NUMBER

CERTIFIED AUTOMATED TRUCK SCALE

CAT SCALE COMPANY
P.O. BOX 630
WALCOTT, IA 52773
(563) 284-6263
www.catscale.com

THE CAT SCALE GUARANTEE

The CAT Scale Company **GUARANTEES** that our scales will give an accurate weight. What makes us different from other scale companies is that we back up our guarantee with cash.©

IF YOU SHOULD GET AN OVERWEIGHT FINE, YOU SHOULD DO THE FOLLOWING TO GET THE PROBLEM RESOLVED:

1) Post bond and request a court date.
2) Call CAT Scale Company direct 24 hours a day at 1-877-CAT-SCALE (toll free).
3) IMMEDIATELY send a copy of the citation, CAT Scale ticket, your name, company, address, and phone number to CAT Scale Company Attn: Operations Manager.

THANK YOU FOR WEIGHING ON CAT SCALE!

The four weights shown below are separate weights. The TOTAL WEIGHT was weighed on a full length platform scale. **AXLE WEIGHTS CAN NOT BE CERTIFIED** and are **NOT LEGAL FOR TRADE, however, CAT SCALE COMPANY GUARANTEES THESE WEIGHTS TO BE CORRECT.**

DATE: 10-23-2009

SCALE LOCATION: 278
GEE-CEE'S TRUCKSTOP
I-5 AND EXIT 57
TOLEDO WA

STEER AXLE	16360 lb
DRIVE AXLE	40540 lb
TRAILER AXLE	45200 lb
TOTAL WEIGHT	102100 lb

41600 Tare

COMPANY STAN PALMER CONST TRACTOR # 38 TRAILER # 39

WEIGHER'S SIGNATURE: RACHEL WALLACE FEE: 9.00 FULL WEIGH TICKET # (IF REWEIGH)

ONLY CERTIFIED WEIGHTS APPEAR BELOW THIS LINE

CERTIFIED WEIGHTS
(imprint seal)

GROSS 102100

TARE 41600

NET 60500

30.25 T

WEIGH NUMBER
6968

WEIGHMASTER CERTIFICATE

This is to certify that the following described commodity was weighed, measured, or counted by a Weighmaster, whose signature is on this Certificate, who is a recognized authority of accuracy, as prescribed by State Law.

COMMODITY WEIGHED: FREIGHT ALL KINDS

REMARKS: Weyerhaeuser Company Integrated Waste Management Material Recovery / Transfer Facility PO Box 188 Longview, WA 98632 (360) 578-4616

TRACTOR LICENSE # TRACTOR #

TRAILER LICENSE # TRAILER #

TRAILER LICENSE # TRAILER #

NAME OF WEIGHMASTER (print):

WEIGHMASTER SIGNATURE:

© CAT SCALE COMPANY® 12/08 (WA)

94446969

TICKET NUMBER

CERTIFIED AUTOMATED TRUCK SCALE

CAT SCALE COMPANY
P.O. BOX 630
WALCOTT, IA 52773
(563) 284-6263
www.catscale.com

THE CAT SCALE GUARANTEE

The CAT Scale Company **GUARANTEES** that our scales will give an accurate weight. What makes us different from other scale companies is that we back up our guarantee with cash.©

IF YOU SHOULD GET AN OVERWEIGHT FINE, YOU SHOULD DO THE FOLLOWING TO GET THE PROBLEM RESOLVED:

1) Post bond and request a court date.
2) Call CAT Scale Company direct 24 hours a day at 1-877-CAT-SCALE (toll free).
3) IMMEDIATELY send a copy of the citation, CAT Scale ticket, your name, company, address, and phone number to CAT Scale Company Attn: Operations Manager.

THANK YOU FOR WEIGHING ON CAT SCALE!

The four weights shown below are separate weights. The TOTAL WEIGHT was weighed on a full length platform scale. **AXLE WEIGHTS CAN NOT BE CERTIFIED** and are **NOT LEGAL FOR TRADE, however, CAT SCALE COMPANY GUARANTEES THESE WEIGHTS TO BE CORRECT.**

DATE: 10-23-2009

SCALE LOCATION: 278
GEE-CEE'S TRUCKSTOP
I-5 AND EXIT 57
TOLEDO WA

STEER AXLE	19480	lb
DRIVE AXLE	35740	lb
TRAILER AXLE	52120	lb
TOTAL WEIGHT	107340	lb

COMPANY STAN PALMER CONST TRACTOR # 20 TRAILER # 42

WEIGHER'S SIGNATURE: RACHEL WALLACE **FEE:** 9.00 FULL WEIGH TICKET # (IF REWEIGH)

ONLY CERTIFIED WEIGHTS APPEAR BELOW THIS LINE

CERTIFIED WEIGHTS
(imprint seal)

GROSS 107,340

TARE 43,200

NET 64,140

WEIGH NUMBER
6969

WEIGHMASTER CERTIFICATE

This is to certify that the following described commodity was weighed, measured, or counted by a Weighmaster, whose signature is on this Certificate, who is a recognized authority of accuracy, as prescribed by State Law.

COMMODITY WEIGHED: FREIGHT ALL KINDS

REMARKS:

TRACTOR LICENSE # TRACTOR #

TRAILER LICENSE # TRAILER #

TRAILER LICENSE # TRAILER #

NAME OF WEIGHMASTER (print):

WEIGHMASTER SIGNATURE:

© CAT SCALE COMPANY® 12/08 (WA)

TRUCK LOG SHEET

Ctrl #	DATE	TIME	CUSTOMER	HAULER, DRIVER & TRUCK#	GROSS/TARE WGT (LBS)	TICKET #	SYSTEM ID# (OFFICE USE ONLY)
3109	10/23/09	7:25	GLACIER	Patrick 203	89940 50160		
3110	10/23/09	900	RIVERGATE	CLAUSSEN Rocci 2 Feathers	86,420 46580	6737	
3111	10/23/09	9:30	Rivergate	Claussen Jerry 711	88,320 45460	6741	
3112	10/23/09	9:45	Stan Palmer	Oliver #38	102,100 41600	6968	
3113	10-23-09	9:55	Stan palmer	mark 20	107,340 43,200	6969	
3114	10-23-09	10:05	Rivergate	Clarssen Mikah 777	77920 42580	6742	
3115	10-23-09	1:35	Rivergate	Claussen 777	79620 42340	6765	
3116	10-26-09	610	GLACIER	Rich 203	99220 50160		
3117	10/26/09	7:20	Schnitzer	Wilkins 08101	98140 41100	98140	
3118	10-26-09	230	Glacier	Sfn 201	107200 46300	614324	
3119	10-26-09	9:20	Schnitzer	Wilkins 08105	97200 41360	97200	
3120	10-26-09	9:40	Stan palmer	mark 20	100060 43200	7003	
3121	10-26-09	10:20	Stan Palmer	Oliver 38	103,780 41,600	7004	
3122	10/26/09	11:00	Schnitzer	Wilkins 08101	101520 40780	101520	
3123	10-26-09	1245	GLACIER	Rich 203	94440 50160	614319	
3124	10-26-09	105	Schnitzer	Wilkins 08105	98420 41040	98420	
3125	10-26-09	135	Glacier	Sfn 201	102100 46300	614330	
3126	10-27-09	6:30	Rivergate	CRT - 41	87820 - 41640	6828	
3127	10-27-09	6:45	CDL RECYCLE	JORDAN 841	98,480 41,951	16614	
3128	10/27/09	7:05	Schnitzer	Wilkins 08101	101560 40240	101560	
3129	10/27/09	7:10	Rivergate	CRT 44 Brian Lee	87,220 41,520	6830	
3130	10/27/09	720	Glacier	Sfn 201	100800 46300		
3131	10/27/09	7:20	GLACIER	[illegible] 203	94820 50160		
3132	10/27/09	7:20	Rivergate	CRT Russ 3#	88,240 40,200	6831	

* * * REMEMBER 25 MPH MAX SPEED THRU RESIDENTIAL AREAS * * *

94447003

TICKET NUMBER

CAT SCALE

CERTIFIED AUTOMATED TRUCK SCALE

CAT SCALE COMPANY
P.O. BOX 630
WALCOTT, IA 52773
(563) 284-6263
www.catscale.com

THE CAT SCALE GUARANTEE

The CAT Scale Company **GUARANTEES** that our scales will give an accurate weight. What makes us different from other scale companies is that we back up our guarantee with cash.©

IF YOU SHOULD GET AN OVERWEIGHT FINE, YOU SHOULD DO THE FOLLOWING TO GET THE PROBLEM RESOLVED:

1) Post bond and request a court date.
2) Call CAT Scale Company direct 24 hours a day at 1-877 CAT-SCALL (toll free).
3) IMMEDIATELY send a copy of the citation, CAT Scale ticket, your name, company, address, and phone number to CAT Scale Company Attn: Operations Manager.

THANK YOU FOR WEIGHING ON CAT SCALE!

The four weights shown below are separate weights. The TOTAL WEIGHT was weighed on a full length platform scale. **AXLE WEIGHTS CAN NOT BE CERTIFIED** and are **NOT LEGAL FOR TRADE, however, CAT SCALE COMPANY GUARANTEES THESE WEIGHTS TO BE CORRECT.**

DATE: 10-26-2009

SCALE LOCATION: 278 GEE-CEE'S TRUCKSTOP I-5 AND EXIT 57 TOLEDO WA

STEER AXLE	19120 lb
DRIVE AXLE	32440 lb
TRAILER AXLE	48500 lb
TOTAL WEIGHT	100060 lb

COMPANY STANPALMER TRACTOR # 20 TRAILER # 42

WEIGHER'S SIGNATURE: TIA WARD FEE: 9.00 FULL WEIGH TICKET # (IF REWEIGH)

ONLY CERTIFIED WEIGHTS APPEAR BELOW THIS LINE

CERTIFIED WEIGHTS (imprint seal)

GROSS 100060

TARE 43200

NET 56,860

WEIGH NUMBER 7003

WEIGHMASTER CERTIFICATE

This is to certify that the following described commodity was weighed, measured, or counted by a Weighmaster, whose signature is on this Certificate, who is a recognized authority of accuracy, as prescribed by State Law.

COMMODITY WEIGHED: FREIGHT ALL KINDS

REMARKS:

TRACTOR LICENSE # TRACTOR #

TRAILER LICENSE # TRAILER #

TRAILER LICENSE # TRAILER #

NAME OF WEIGHMASTER (print):

WEIGHMASTER SIGNATURE:

© CAT SCALE COMPANY 12/0 (WA)

94447004

TICKET NUMBER

CAT SCALE

CERTIFIED AUTOMATED TRUCK SCALE

CAT SCALE COMPANY
P.O. BOX 630
WALCOTT, IA 52773
(563) 284-6263
www.catscale.com

941
94447004

THE CAT SCALE GUARANTEE

The CAT Scale Company **GUARANTEES** that our scales will give an accurate weight. What makes us different from other scale companies is that we back up our guarantee with cash.©

IF YOU SHOULD GET AN OVERWEIGHT FINE, YOU SHOULD DO THE FOLLOWING TO GET THE PROBLEM RESOLVED:

1) Post bond and request a court date.
2) Call CAT Scale Company direct 24 hours a day at 1-877-CAT-SCALE (toll free).
3) IMMEDIATELY send a copy of the citation, CAT Scale ticket, your name, company, address, and phone number to CAT Scale Company Attn: Operations Manager.

THANK YOU FOR WEIGHING ON CAT SCALE!

The four weights shown below are separate weights. The TOTAL WEIGHT was weighed on a full length platform scale. **AXLE WEIGHTS CAN NOT BE CERTIFIED** and are **NOT LEGAL FOR TRADE, however, CAT SCALE COMPANY GUARANTEES THESE WEIGHTS TO BE CORRECT.**

DATE: 10-26-2009

SCALE LOCATION: 278 GEE-CEE'S TRUCKSTOP I-5 AND EXIT 57 TOLEDO WA

STEER AXLE	15840 lb
DRIVE AXLE	41620 lb
TRAILER AXLE	46320 lb
TOTAL WEIGHT	103780 lb

COMPANY STAN PALMER CONST TRACTOR # 38 TRAILER # 39

WEIGHER'S SIGNATURE: TIA WARD FEE: 9.00 FULL WEIGH TICKET # (IF REWEIGH)

ONLY CERTIFIED WEIGHTS APPEAR BELOW THIS LINE

CERTIFIED WEIGHTS (imprint seal)

GROSS 103,780

TARE 41.600

NET 62,180

31.09

WEIGH NUMBER 7004

WEIGHMASTER CERTIFICATE

This is to certify that the following described commodity was weighed, measured, or counted by a Weighmaster, whose signature is on this Certificate, who is a recognized authority of accuracy, as prescribed by State Law.

COMMODITY WEIGHED: FREIGHT ALL KINDS

REMARKS:

TRACTOR LICENSE # TRACTOR #

TRAILER LICENSE # TRAILER #

TRAILER LICENSE # TRAILER #

NAME OF WEIGHMASTER (print):

WEIGHMASTER SIGNATURE:

© CAT SCALE COMPANY 12/0 (WA)

TRUCK LOG SHEET

Ctrl #	DATE	TIME	CUSTOMER	HAULER, DRIVER & TRUCK#	GROSS/TARE WGT (LBS)	TICKET #	SYSTEM ID# (OFFICE USE ONLY)
3133	10-27-09	815	Schnitzer	Wilkins 08105	102660 41460		
3134	10-27-09	9:42	Stan palmer (Port of Oly)	Mark 20	104,900 43,200	7027	
3135	10/27/09	10:55	Schnitzer	Wilkins 08101	101300 40780		
3136	" "	1220	" "	" " 08105	100280 41180		
3137	10/27/09	1:00	Glacier	[illegible] 203	82700 50160	614414	
3138	10-27-09	105	Glacier	[illegible] 201	95640 46300	614441	
3139	10-27-09	1:15	Stan palmer (Port of Oly)	[illegible] 20	92140 43200	7034	
3140	10/27/09	1:16	Stan palmer	Oliver 38	102420 41600	7035	
3141	10-28-09	6:15	Rivergate	CRT - 41	87,880 41,580	6890	
3142	~~10-28-09~~	~~[illegible]~~	~~Glacier~~	~~[illegible] 203~~	~~94240 50160~~		
3143	10/28/09	7:00	Schnitzer	Wilkins 08101	103960 40640		
3144	10 28 09	7:05	Rivergate	CRT Bryan Lee 44 BTS	88820 41240	6891	
3145	10-28-09	7:15	Glacier	[illegible] 201	99100 46300		
3146	10-28-09	7:30	Rivergate	CRT Russ 003	88,120 40,160	6892	
3147	10-28-09	8:15	Schnitzer	Wilkins 08105	100240 41380		
3148	10-28/09	8:45	Rivergate	WWM Barry #2	87420 40340	9840	
3149	10/28/09	9:00	Schnitzer	Wilkins Stae L17	95,460 46,280		
3150							
3151							
3152							
3153							
3154							
3155							
3156							

*** * * REMEMBER 25 MPH MAX SPEED THRU RESIDENTIAL AREAS * * ***

94447027
TICKET NUMBER

CERTIFIED AUTOMATED TRUCK SCALE

CAT SCALE COMPANY
P.O. BOX 630
WALCOTT, IA 52773
(563) 284-6263
www.catscale.com

THE CAT SCALE GUARANTEE

The CAT Scale Company **GUARANTEES** that our scales will give an accurate weight. What makes us different from other scale companies is that we back up our guarantee with cash.©

IF YOU SHOULD GET AN OVERWEIGHT FINE, YOU SHOULD DO THE FOLLOWING TO GET THE PROBLEM RESOLVED:

1) Post bond and request a court date.
2) Call CAT Scale Company direct 24 hours a day at 1-877-CAT-SCALE (toll free).
3) **IMMEDIATELY** send a copy of the citation, CAT Scale ticket, your name, company, address, and phone number to CAT Scale Company Attn: Operations Manager.

THANK YOU FOR WEIGHING ON CAT SCALE!

The four weights shown below are separate weights. The TOTAL WEIGHT was weighed on a full length platform scale. **AXLE WEIGHTS CAN NOT BE CERTIFIED** and are **NOT LEGAL FOR TRADE, however, CAT SCALE COMPANY GUARANTEES THESE WEIGHTS TO BE CORRECT.**

DATE: 10-27-2009

SCALE LOCATION: 278
GEE-CEE'S TRUCKSTOP
I-5 AND EXIT 57
TOLEDO WA

STEER AXLE	19460	LBS
DRIVE AXLE	36620	LBS
TRAILER AXLE	48820	LBS
TOTAL WEIGHT	104900	LBS

Integrity Weighing Management
Regional Recovery Monitoring Facility
PO Box 188
Longview, WA 98632
(206) 578-4618

COMPANY STANPALMER TRACTOR # 20 TRAILER # 42

WEIGHER'S SIGNATURE: TIA WARD FEE: 9.00 FULL WEIGH TICKET # (IF REWEIGH)

ONLY CERTIFIED WEIGHTS APPEAR BELOW THIS LINE

CERTIFIED WEIGHTS
(imprint seal)

GROSS 104,900
TARE 43,200
NET 61,700

WEIGH NUMBER
7027

WEIGHMASTER CERTIFICATE

This is to certify that the following described commodity was weighed, measured, or counted by a Weighmaster, whose signature is on this Certificate, who is a recognized authority of accuracy, as prescribed by State Law.

COMMODITY WEIGHED: FREIGHT ALL KINDS
REMARKS:
TRACTOR LICENSE # TRACTOR #
TRAILER LICENSE # TRAILER #
TRAILER LICENSE # TRAILER #

NAME OF WEIGHMASTER (print):
WEIGHMASTER SIGNATURE:

© CAT SCALE COMPANY® 12R (WA)

94447034
TICKET NUMBER

CERTIFIED AUTOMATED TRUCK SCALE

CAT SCALE COMPANY
P.O. BOX 630
WALCOTT, IA 52773
(563) 284-6263
www.catscale.com

THE CAT SCALE GUARANTEE

The CAT Scale Company **GUARANTEES** that our scales will give an accurate weight. What makes us different from other scale companies is that we back up our guarantee with cash.©

IF YOU SHOULD GET AN OVERWEIGHT FINE, YOU SHOULD DO THE FOLLOWING TO GET THE PROBLEM RESOLVED:

1) Post bond and request a court date.
2) Call CAT Scale Company direct 24 hours a day at 1-877-CAT-SCALE (toll free).
3) IMMEDIATELY send a copy of the citation, CAT Scale ticket, your name, company, address, and phone number to CAT Scale Company Attn: Operations Manager.

THANK YOU FOR WEIGHING ON CAT SCALE!

The four weights shown below are separate weights. The TOTAL WEIGHT was weighed on a full length platform scale. **AXLE WEIGHTS CAN NOT BE CERTIFIED** and are **NOT LEGAL FOR TRADE, however, CAT SCALE COMPANY GUARANTEES THESE WEIGHTS TO BE CORRECT.**

DATE: 10-27-2009

SCALE LOCATION: 278
GEE-CEE'S TRUCKSTOP
I-5 AND EXIT 57
TOLEDO WA

STEER AXLE	18800 lb
DRIVE AXLE	31800 lb
TRAILER AXLE	41540 lb
TOTAL WEIGHT	92140 lb

COMPANY STANPALMER TRACTOR # 20 TRAILER # 42

WEIGHER'S SIGNATURE: TIA WARD FEE: 9.00 FULL WEIGH TICKET # (IF REWEIGH)

ONLY CERTIFIED WEIGHTS APPEAR BELOW THIS LINE

CERTIFIED WEIGHTS (imprint seal)

GROSS 92140
TARE 41600
NET 50540

WEIGH NUMBER 7034

WEIGHMASTER CERTIFICATE

This is to certify that the following described commodity was weighed, measured, or counted by a Weighmaster, whose signature is on this Certificate, who is a recognized authority of accuracy, as prescribed by State Law.

COMMODITY WEIGHED: FREIGHT ALL KINDS
REMARKS:
TRACTOR LICENSE # TRACTOR #
TRAILER LICENSE # TRAILER #
TRAILER LICENSE # TRAILER #
NAME OF WEIGHMASTER (print):
WEIGHMASTER SIGNATURE:

© CAT SCALE COMPANY® 12((WA)

94447035
TICKET NUMBER

CERTIFIED AUTOMATED TRUCK SCALE

CAT SCALE COMPANY
P.O. BOX 630
WALCOTT, IA 52773
(563) 284-6263
www.catscale.com

THE CAT SCALE GUARANTEE

The CAT Scale Company **GUARANTEES** that our scales will give an accurate weight. What makes us different from other scale companies is that we back up our guarantee with cash.©

IF YOU SHOULD GET AN OVERWEIGHT FINE, YOU SHOULD DO THE FOLLOWING TO GET THE PROBLEM RESOLVED:

1) Post bond and request a court date.
2) Call CAT Scale Company direct 24 hours a day at 1-877-CAT-SCALE (toll free).
3) IMMEDIATELY send a copy of the citation, CAT Scale ticket, your name, company, address, and phone number to CAT Scale Company Attn: Operations Manager.

THANK YOU FOR WEIGHING ON CAT SCALE!

The four weights shown below are separate weights. The TOTAL WEIGHT was weighed on a full length platform scale. **AXLE WEIGHTS CAN NOT BE CERTIFIED** and are **NOT LEGAL FOR TRADE, however, CAT SCALE COMPANY GUARANTEES THESE WEIGHTS TO BE CORRECT.**

DATE: 10-27-2009

SCALE LOCATION: 278
GEE-CEE'S TRUCKSTOP
I-5 AND EXIT 57
TOLEDO WA

STEER AXLE	16740 lb
DRIVE AXLE	39500 lb
TRAILER AXLE	46180 lb
TOTAL WEIGHT	102420 lb

COMPANY STANPALMER TRACTOR # 38 TRAILER # 39

WEIGHER'S SIGNATURE: TIA WARD FEE: 9.00 FULL WEIGH TICKET # (IF REWEIGH)

ONLY CERTIFIED WEIGHTS APPEAR BELOW THIS LINE

CERTIFIED WEIGHTS (imprint seal)

GROSS 102420
TARE 41600
NET 60820

WEIGH NUMBER 7035

WEIGHMASTER CERTIFICATE

This is to certify that the following described commodity was weighed, measured, or counted by a Weighmaster, whose signature is on this Certificate, who is a recognized authority of accuracy, as prescribed by State Law.

COMMODITY WEIGHED: FREIGHT ALL KINDS
REMARKS:
TRACTOR LICENSE #
TRAILER LICENSE # TRAILER #
TRAILER LICENSE # TRAILER #
NAME OF WEIGHMASTER (print):
WEIGHMASTER SIGNATURE:

© CAT SCALE COMPANY® 12((WA)

TRUCK LOG SHEET

Ctrl #	DATE	TIME	CUSTOMER	HAULER, DRIVER & TRUCK#	GROSS/TARE WGT (LBS)	TICKET #	SYSTEM ID# (OFFICE USE ONLY)
3133	10-27-09	815	Schnitzer	Wilkins 08105	102660 41460	102660	
3134	10-27-09	9:42	Stan palmer (Port of Oly.)	Mark 20	104,900 43,200	7027	
3135	10/27/09	10:55	Schnitzer	Wilkins 08101	101300 40780	101300	
3136	" "	1220	" "	" " 08105	100280 41180	100280	
3137	10/27/09	1:00	Glacier	[illegible] 203	82700 50160	614414	
3138	10-27-09	105	Glacier	[illegible] 201	95640 46300	614411	
3139	10-27-09	1:15	Stan palmer (Port of Oly.)	[illegible] 20	92140 43200	7034	
3140	10/27/09	116	Stan palmer	[illegible] 38	102420 41600	7035	
3141	10-28-09	6:15	Rive gate	CRT - 41	87,880 41,580	6890	
3142	~~10-28-09~~	~~[illegible]~~	~~Glacier~~	~~[illegible] 203~~	~~94240 50160~~		
3143	10/28/09	7:00	Schnitzer	Wilkins 08101	103960 40640	103960	
3144	10 28 09	7:05	Rivergate	CRT Bryan Lee 44 BTS	88820 41240	6891	
3145	10-28-09	715	Glacier	[illegible] 201	99100 46300		
3146	10-28-09	7:30	Rivergate	CRT Russ 003	88,120 40,160	6892	
3147	10 28 09	815	Schnitzer	Wilkins 08105	100240 41380	100240	
3148	10-28/09	8:45	Rivergate	WWM Barry #2	87420 40340	6897	
3149	10/28/09	9:00	Schnitzer	Wilkins Stae L-17	95460 46,280	95460	
3150	10-28-09	9:46	Stan palmer (Port of Oly)	Mark 20	99620 43,200	7055	
3151	10/28/09	10:55	Schnitzer	Wilkins 08101	99460 40740	99460	
3152	10-28-09	1200	" "	" " 08105	98680 41260	8020	
3153	10-28-09	1:00	SCHNITZER	WILKINS 08-100	96060 40880	8024	
3154	10/28/09	1:30	Schnitzer	Wiking Stae L-17	93,520 46,400	8025	
3155	10/29/09	6:50	GDL RECYCLE	JORDAN 841	89,940 41951	16648	
3156	10-29-09	6:45	R. gate	CRT - 41	89040 - 41740	6952	

*** * * REMEMBER 25 MPH MAX SPEED THRU RESIDENTIAL AREAS * * ***

94447055
TICKET NUMBER

CERTIFIED AUTOMATED TRUCK SCALE

CAT SCALE COMPANY
P.O. BOX 630
WALCOTT, IA 52773
(563) 284-6263
www.catscale.com

THE CAT SCALE GUARANTEE

The CAT Scale Company **GUARANTEES** that our scales will give an accurate weight. What makes us different from other scale companies is that we back up our guarantee with cash.*)

IF YOU SHOULD GET AN OVERWEIGHT FINE, YOU SHOULD DO THE FOLLOWING TO GET THE PROBLEM RESOLVED:

1) Post bond and request a court date.
2) Call CAT Scale Company direct 24 hours a day at 1-877-CAT-SCALE (toll free).
3) IMMEDIATELY send a copy of the citation, CAT Scale ticket, your name, company, address, and phone number to CAT Scale Company Attn: Operations Manager.

THANK YOU FOR WEIGHING ON CAT SCALE!

The four weights shown below are separate weights. The TOTAL WEIGHT was weighed on a full length platform scale. **AXLE WEIGHTS CAN NOT BE CERTIFIED** and are **NOT LEGAL FOR TRADE, however, CAT SCALE COMPANY GUARANTEES THESE WEIGHTS TO BE CORRECT.**

DATE: 10-28--2009

SCALE LOCATION: 278
GEE-CEE'S TRUCKSTOP
I-5 AND EXIT 57
TOLEDO WA

STEER AXLE	19320 lb
DRIVE AXLE	34180 lb
TRAILER AXLE	44120 lb
TOTAL WEIGHT	99620 lb

5 COMPANY STAN PALMER CONST TRACTOR # 20 TRAILER # 42

WEIGHER'S SIGNATURE: _____ FEE: 9.00 FULL WEIGH TICKET # _____ (IF REWEIGH)

ONLY CERTIFIED WEIGHTS APPEAR BELOW THIS LINE

CERTIFIED WEIGHTS
(imprint seal)

GROSS 99620
TARE 43200
NET 56420

WEIGH NUMBER
7055

WEIGHMASTER CERTIFICATE

This is to certify that the following described commodity was weighed, measured, or counted by a Weighmaster, whose signature is on this Certificate, who is a recognized authority of accuracy, as prescribed by State Law.

COMMODITY WEIGHED: FREIGHT ALL KINDS
REMARKS: _____
TRACTOR LICENSE # _____ TRACTOR # _____
TRAILER LICENSE # _____ TRAILER # _____
TRAILER LICENSE # _____ TRAILER # _____

NAME OF WEIGHMASTER (print): _____
WEIGHMASTER SIGNATURE: _____

© CAT SCALE COMPANY* 12/0
(WA)

TRUCK LOG SHEET

Ctrl #	DATE	TIME	CUSTOMER	HAULER, DRIVER & TRUCK#	GROSS/TARE WGT (LBS)	TICKET #	SYSTEM ID# (OFFICE USE ONLY)
3157	10/29/09	705	Schnitzer	Wilkins 0810	99180 40880	8028	
3158	10 29 09	7:15	Rivergate	CRT Bryan Lee 44/BTS	88280 41420	6953	
3159	10-29-09	715	Glacier	Stan 201	100300 46300	624585	
3160	10-29-09	717	Schnitzer	WILKINS 0899	88780 40700	8029	
3161	10-29-09	7:25	Rivergate	CRT Russ 0003#	88,360 40,340	6954	
3162	10-29-09	8:06	Rivergate	CRT JDaniels 0045	87,100 41,340	6955	
3163	10/29/09	8:30	Schnitzer	Wilkins - Stan - L17	100,560 46,420	100560	
3164	10-29-09	9:37	Stan palmer (Part to day)	Mark 20	92,740 43,200	7087	
3165	10 29 09	9 36	Stan Palmer	Oliver 38	104.300 41.600	7088	
3166	10/29/09	11:25	Schnitzer	Wilkins 0810	98680 41060	98680	
3167	102904	1207	"	" 0899	96600 41040	96600	
3168	10/29/09	115	Stan Palmer (Part to day)	Oliver 38	103,760 41,600	7100	
3169	10-29-09	1:17	stan palmer (Part to day)	Mark 20	98220 43200	7099	
3170	10-29-09	125	Glacier	Stan 201	95980 46300	624584	
3171	10/29/09	1:45	Schnitzer	Wilkins Stan - L17	95960 46200	95960	
3172	10 30 09	6:15	River gate	CRT - 41	87260 - 41460	7020	
3173	10 30 09	650	Rivergate	CRT Bryan Lee 44/BTS	88540 - 41440	7021	
174	10/30/09	6:55	Schnitzer	Wilkins 0810	99680 40820	99680	
175	10/30/09	6:55	GLACIER	[illegible] 203	84860 50160		
176	10/30/09	710	Schnitzer	Wilkins 0899	96200 40780	96200	
177	10/30/09	7:25	Rivergate	CRT Russ 0003#	89240 40360	7022	
178	10/30/09	8:22	Rivergate	CRT JDaniels 045	88,200 41,100	7024	
179	10/30/09	8:45	Schnitzer	Wilkins - Stan - L17	96,740 46,480	96740	
180	10/30/09	9:45	Schnitzer	WILKINS 08-104	95,580 44,140	95580	

*** REMEMBER 25 MPH MAX SPEED THRU RESIDENTIAL AREAS ***

94447087

TICKET NUMBER

CERTIFIED AUTOMATED TRUCK SCALE

CAT SCALE COMPANY
P.O. BOX 630
WALCOTT, IA 52773
(563) 284-6263
www.catscale.com

THE CAT SCALE GUARANTEE

The CAT Scale Company **GUARANTEES** that our scales will give an accurate weight. What makes us different from other scale companies is that we back up our guarantee with cash.©

IF YOU SHOULD GET AN OVERWEIGHT FINE, YOU SHOULD DO THE FOLLOWING TO GET THE PROBLEM RESOLVED:

1) Post bond and request a court date.
2) Call CAT Scale Company direct 24 hours a day at 1-877-CAT-SCALE (toll free).
3) IMMEDIATELY send a copy of the citation, CAT Scale ticket, your name, company, address, and phone number to CAT Scale Company Attn: Operations Manager.

THANK YOU FOR WEIGHING ON CAT SCALE!

The four weights shown below are separate weights. The TOTAL WEIGHT was weighed on a full length platform scale. **AXLE WEIGHTS CAN NOT BE CERTIFIED** and are **NOT LEGAL FOR TRADE, however, CAT SCALE COMPANY GUARANTEES THESE WEIGHTS TO BE CORRECT.**

DATE: 10-29-2009

SCALE LOCATION: 278 GEE-CEE'S TRUCKSTOP I-5 AND EXIT 57 TOLEDO WA

STEER AXLE	18880	lb
DRIVE AXLE	30480	lb
TRAILER AXLE	43380	lb
TOTAL WEIGHT	92740	lb

Integrated Waste Management / Material Recovery / Transfer Facility
PO Box 188 Longview, WA 98632 (206) 577-4616

COMPANY STANPALMER TRACTOR # 20 TRAILER # 42

WEIGHER'S SIGNATURE: Rachel Wallace FEE: 9.00 FULL WEIGH TICKET #: _____ (IF REWEIGH)

RACHEL WALLACE

ONLY CERTIFIED WEIGHTS APPEAR BELOW THIS LINE

CERTIFIED WEIGHTS (imprint seal)

GROSS 92 740

TARE 43 200

NET 49540

WEIGH NUMBER 7087

WEIGHMASTER CERTIFICATE

This is to certify that the following described commodity was weighed, measured, or counted by a Weighmaster, whose signature is on this Certificate, who is a recognized authority of accuracy, as prescribed by State Law.

COMMODITY WEIGHED: FREIGHT ALL KINDS

REMARKS: _____

TRACTOR LICENSE # _____ TRACTOR # _____

TRAILER LICENSE # _____ TRAILER # _____

TRAILER LICENSE # _____ TRAILER # _____

NAME OF WEIGHMASTER (print): _____

WEIGHMASTER SIGNATURE: _____

© CAT SCALE COMPANY® 12/ (WA)

94447088

TICKET NUMBER

CERTIFIED AUTOMATED TRUCK SCALE

CAT SCALE COMPANY
P.O. BOX 630
WALCOTT, IA 52773
(563) 284-6263
www.catscale.com

857
94447088

THE CAT SCALE GUARANTEE

The CAT Scale Company **GUARANTEES** that our scales will give an accurate weight. What makes us different from other scale companies is that we back up our guarantee with cash.©

IF YOU SHOULD GET AN OVERWEIGHT FINE, YOU SHOULD DO THE FOLLOWING TO GET THE PROBLEM RESOLVED:

1) Post bond and request a court date.
2) Call CAT Scale Company direct 24 hours a day at 1-877-CAT-SCALE (toll free).
3) IMMEDIATELY send a copy of the citation, CAT Scale ticket, your name, company, address, and phone number to CAT Scale Company Attn: Operations Manager.

THANK YOU FOR WEIGHING ON CAT SCALE!

The four weights shown below are separate weights. The TOTAL WEIGHT was weighed on a full length platform scale. **AXLE WEIGHTS CAN NOT BE CERTIFIED** and are **NOT LEGAL FOR TRADE, however, CAT SCALE COMPANY GUARANTEES THESE WEIGHTS TO BE CORRECT.**

DATE: 10-29-2009

SCALE LOCATION: 278 GEE-CEE'S TRUCKSTOP I-5 AND EXIT 57 TOLEDO WA

STEER AXLE	16980	lb
DRIVE AXLE	40320	lb
TRAILER AXLE	47000	lb
TOTAL WEIGHT	104300	lb

COMPANY STANPALMER TRACTOR # 38 TRAILER # 39

WEIGHER'S SIGNATURE: Tia Ward FEE: 9.00 FULL WEIGH TICKET #: _____ (IF REWEIGH)

TIA WARD

ONLY CERTIFIED WEIGHTS APPEAR BELOW THIS LINE

CERTIFIED WEIGHTS (imprint seal)

GROSS 104300

TARE 41600

NET 62700

WEIGH NUMBER 7088

WEIGHMASTER CERTIFICATE

This is to certify that the following described commodity was weighed, measured, or counted by a Weighmaster, whose signature is on this Certificate, who is a recognized authority of accuracy, as prescribed by State Law.

COMMODITY WEIGHED: FREIGHT ALL KINDS

REMARKS: _____

TRACTOR LICENSE # _____ TRACTOR # _____

TRAILER LICENSE # _____ TRAILER # _____

TRAILER LICENSE # _____ TRAILER # _____

NAME OF WEIGHMASTER (print): _____

WEIGHMASTER SIGNATURE: _____

Weighmaster Company
Integrated Waste Management
Material Recovery / Transfer Facility
PO Box 188
Longview, WA 98632
(206) 578-4616

© CAT SCALE COMPANY® 12/ (WA)

94447100

TICKET NUMBER

CERTIFIED AUTOMATED TRUCK SCALE

CAT SCALE COMPANY
P.O. BOX 630
WALCOTT, IA 52773
(563) 284-6263
www.catscale.com

1236

94447100

THE CAT SCALE GUARANTEE

The CAT Scale Company **GUARANTEES** that our scales will give an accurate weight. What makes us different from other scale companies is that we back up our guarantee with cash.©

IF YOU SHOULD GET AN OVERWEIGHT FINE, YOU SHOULD DO THE FOLLOWING TO GET THE PROBLEM RESOLVED:

1) Post bond and request a court date.
2) Call CAT Scale Company direct 24 hours a day at 1-877-CAT-SCALE (toll free).
3) **IMMEDIATELY** send a copy of the citation, CAT Scale ticket, your name, company, address, and phone number to CAT Scale Company Attn: Operations Manager.

THANK YOU FOR WEIGHING ON CAT SCALE!

The four weights shown below are separate weights. The TOTAL WEIGHT was weighed on a full length platform scale. **AXLE WEIGHTS CAN NOT BE CERTIFIED** and are **NOT LEGAL FOR TRADE, however, CAT SCALE COMPANY GUARANTEES THESE WEIGHTS TO BE CORRECT.**

DATE: 10-29-2009

SCALE LOCATION: 278
GEE-CEE'S TRUCKSTOP
I-5 AND EXIT 57
TOLEDO WA

STEER AXLE	16460 lb
DRIVE AXLE	40000 lb
TRAILER AXLE	47300 lb
TOTAL WEIGHT	103760 lb

COMPANY STAN PALMER CONST TRACTOR # 38 TRAILER # 39

WEIGHER'S SIGNATURE: TIA WARD FEE: 9.00 FULL WEIGH TICKET # (IF REWEIGH)

ONLY CERTIFIED WEIGHTS APPEAR BELOW THIS LINE

CERTIFIED WEIGHTS (imprint seal)

GROSS 103,760
TARE 41,600
NET 62,160
31.08 t

WEIGH NUMBER 7100

WEIGHMASTER CERTIFICATE

This is to certify that the following described commodity was weighed, measured, or counted by a Weighmaster, whose signature is on this Certificate, who is a recognized authority of accuracy, as prescribed by State Law.

COMMODITY WEIGHED: FREIGHT ALL KINDS
REMARKS:
TRACTOR LICENSE # TRACTOR #
TRAILER LICENSE # TRAILER #
TRAILER LICENSE # TRAILER #

NAME OF WEIGHMASTER (print):
WEIGHMASTER SIGNATURE:

© CAT SCALE COMPANY® 12/ (WA)

94447099

TICKET NUMBER

CERTIFIED AUTOMATED TRUCK SCALE

CAT SCALE COMPANY
P.O. BOX 630
WALCOTT, IA 52773
(563) 284-6263
www.catscale.com

THE CAT SCALE GUARANTEE

The CAT Scale Company **GUARANTEES** that our scales will give an accurate weight. What makes us different from other scale companies is that we back up our guarantee with cash.©

IF YOU SHOULD GET AN OVERWEIGHT FINE, YOU SHOULD DO THE FOLLOWING TO GET THE PROBLEM RESOLVED:

1) Post bond and request a court date.
2) Call CAT Scale Company direct 24 hours a day at 1-877-CAT-SCALE (toll free).
3) **IMMEDIATELY** send a copy of the citation, CAT Scale ticket, your name, company, address, and phone number to CAT Scale Company Attn: Operations Manager.

THANK YOU FOR WEIGHING ON CAT SCALE!

The four weights shown below are separate weights. The TOTAL WEIGHT was weighed on a full length platform scale. **AXLE WEIGHTS CAN NOT BE CERTIFIED** and are **NOT LEGAL FOR TRADE, however, CAT SCALE COMPANY GUARANTEES THESE WEIGHTS TO BE CORRECT.**

DATE: 10-29-2009

SCALE LOCATION: 278
GEE-CEE'S TRUCKSTOP
I-5 AND EXIT 57
TOLEDO WA

STEER AXLE	19160 lb
DRIVE AXLE	34800 lb
TRAILER AXLE	44260 lb
TOTAL WEIGHT	98220 lb

COMPANY STANPALMER TRACTOR # 20 TRAILER # 42

WEIGHER'S SIGNATURE: TIA WARD FEE: 9.00 FULL WEIGH TICKET # (IF REWEIGH)

ONLY CERTIFIED WEIGHTS APPEAR BELOW THIS LINE

CERTIFIED WEIGHTS (imprint seal)

GROSS 98,220
TARE 43,200
NET 55020

WEIGH NUMBER 7099

WEIGHMASTER CERTIFICATE

This is to certify that the following described commodity was weighed, measured, or counted by a Weighmaster, whose signature is on this Certificate, who is a recognized authority of accuracy, as prescribed by State Law.

COMMODITY WEIGHED: FREIGHT ALL KINDS
REMARKS:
TRACTOR LICENSE # TRACTOR #
TRAILER LICENSE # TRAILER #
TRAILER LICENSE # TRAILER #

NAME OF WEIGHMASTER (print):
WEIGHMASTER SIGNATURE:

© CAT SCALE COMPANY® 12/ (WA)

TRUCK LOG SHEET

Ctrl #	DATE	TIME	CUSTOMER	HAULER, DRIVER & TRUCK#	GROSS/TARE WGT (LBS)	TICKET #	SYSTEM ID# (OFFICE USE ONLY)
3181	[illegible]	[illegible]	[illegible]	[illegible]	[illegible]		
3182	10-30-09	11:25	Stan palmer	mark 20	98380 43240	7112	
3183	10-30-09	10 26	Stan Palmer	Oliver 38	102800 41600	7111	
3184	10-30-09	[illegible]	Schutzen	mullins 08105	93640 41180		
3185	10-30-09	1:00	[illegible] Glacier	[illegible] 203	93060 50160	624636	
3186	10-30-09	1:50	Stan palmer	mark 20	101720 43240	7116	
3187	10 30 09	151	Stan Palmer	Oliver 38	103820 41600	7117	
3188	11-1-09	6:30	River gate	CRT - 41	88.580 - 41500	7096	
3189	11/2/09	7:00	Schnitzer	[illegible] 08101	[illegible] 94280 41680		
3190	11/2/09	7:10	GLACIER	[illegible] 203	85720 50160		
3191	11/2/09	715	Schnitzer	Wilkins 0899	95400 40740		
3192	11/2/09	715	Rivergate	CRT Bryan 44	8,780 41,280	9468	
3193							
3194							
3195							
3196							
3197							
3198							
3199							
3200							
3201							
3202							
203							
204							

*** REMEMBER 25 MPH MAX SPEED THRU RESIDENTIAL AREAS ***

94447112

TICKET NUMBER

CERTIFIED AUTOMATED TRUCK SCALE

CAT SCALE COMPANY
P.O. BOX 630
WALCOTT, IA 52773
(563) 284-6263
www.catscale.com

THE CAT SCALE GUARANTEE

The CAT Scale Company **GUARANTEES** that our scales will give an accurate weight. What makes us different from other scale companies is that we back up our guarantee with cash.©

IF YOU SHOULD GET AN OVERWEIGHT FINE, YOU SHOULD DO THE FOLLOWING TO GET THE PROBLEM RESOLVED:

1) Post bond and request a court date.
2) Call CAT Scale Company direct 24 hours a day at 1-877-CAT-SCALE (toll free).
3) IMMEDIATELY send a copy of the citation, CAT Scale ticket, your name, company, address, and phone number to CAT Scale Company Attn: Operations Manager.

THANK YOU FOR WEIGHING ON CAT SCALE!

The four weights shown below are separate weights. The TOTAL WEIGHT was weighed on a full length platform scale. **AXLE WEIGHTS CAN NOT BE CERTIFIED** and are **NOT LEGAL FOR TRADE, however, CAT SCALE COMPANY GUARANTEES THESE WEIGHTS TO BE CORRECT.**

DATE: 10-30-2009

SCALE LOCATION: 278
GEE-CEE'S TRUCKSTOP
I-5 AND EXIT 57
TOLEDO WA

STEER AXLE	19180 lb
DRIVE AXLE	33680 lb
TRAILER AXLE	45520 lb
TOTAL WEIGHT	98380 lb

COMPANY STAN PALMER CONST TRACTOR # 20 TRAILER # 42

WEIGHER'S SIGNATURE: TIA WARD FEE: 9.00 FULL WEIGH TICKET # _____ (IF REWEIGH)

ONLY CERTIFIED WEIGHTS APPEAR BELOW THIS LINE

CERTIFIED WEIGHTS (imprint seal)

GROSS 98380
TARE 43200
NET 55180

WEIGH NUMBER
7112

WEIGHMASTER CERTIFICATE

This is to certify that the following described commodity was weighed, measured, or counted by a Weighmaster, whose signature is on this Certificate, who is a recognized authority of accuracy, as prescribed by State Law.

COMMODITY WEIGHED: FREIGHT ALL KINDS
REMARKS: _____
TRACTOR LICENSE # _____ TRACTOR # _____
TRAILER LICENSE # _____ TRAILER # _____
TRAILER LICENSE # _____ TRAILER # _____
NAME OF WEIGHMASTER (print): _____
WEIGHMASTER SIGNATURE: _____

© CAT SCALE COMPANY® 124 (WA)

94447111

TICKET NUMBER

CERTIFIED AUTOMATED TRUCK SCALE

CAT SCALE COMPANY
P.O. BOX 630
WALCOTT, IA 52773
(563) 284-6263
www.catscale.com

541
94447111

THE CAT SCALE GUARANTEE

The CAT Scale Company **GUARANTEES** that our scales will give an accurate weight. What makes us different from other scale companies is that we back up our guarantee with cash.©

IF YOU SHOULD GET AN OVERWEIGHT FINE, YOU SHOULD DO THE FOLLOWING TO GET THE PROBLEM RESOLVED:

1) Post bond and request a court date.
2) Call CAT Scale Company direct 24 hours a day at 1-877-CAT-SCALE (toll free).
3) IMMEDIATELY send a copy of the citation, CAT Scale ticket, your name, company, address, and phone number to CAT Scale Company Attn: Operations Manager.

THANK YOU FOR WEIGHING ON CAT SCALE!

The four weights shown below are separate weights. The TOTAL WEIGHT was weighed on a full length platform scale. **AXLE WEIGHTS CAN NOT BE CERTIFIED** and are **NOT LEGAL FOR TRADE, however, CAT SCALE COMPANY GUARANTEES THESE WEIGHTS TO BE CORRECT.**

DATE: 10-30-2009

SCALE LOCATION: 278
GEE-CEE'S TRUCKSTOP
I-5 AND EXIT 57
TOLEDO WA

STEER AXLE	15940 lb
DRIVE AXLE	41140 lb
TRAILER AXLE	45720 lb
TOTAL WEIGHT	102800 lb

COMPANY STAN PALMER CONST TRACTOR # 38 TRAILER # 39

WEIGHER'S SIGNATURE: TIA WARD FEE: 9.00 FULL WEIGH TICKET # _____ (IF REWEIGH)

ONLY CERTIFIED WEIGHTS APPEAR BELOW THIS LINE

CERTIFIED WEIGHTS (imprint seal)

GROSS 102,800
TARE 41,600
NET 61,200
30.60

WEIGH NUMBER
7111

WEIGHMASTER CERTIFICATE

This is to certify that the following described commodity was weighed, measured, or counted by a Weighmaster, whose signature is on this Certificate, who is a recognized authority of accuracy, as prescribed by State Law.

COMMODITY WEIGHED: FREIGHT ALL KINDS
REMARKS: _____
TRACTOR LICENSE # _____ TRACTOR # _____
TRAILER LICENSE # _____ TRAILER # _____
TRAILER LICENSE # _____ TRAILER # _____
NAME OF WEIGHMASTER (print): _____

© CAT SCALE COMPANY® 124

94447116

TICKET NUMBER

CERTIFIED AUTOMATED TRUCK SCALE

CAT SCALE COMPANY
P.O. BOX 630
WALCOTT, IA 52773
(563) 284-6263
www.catscale.com

THE CAT SCALE GUARANTEE

The CAT Scale Company **GUARANTEES** that our scales will give an accurate weight. What makes us different from other scale companies is that we back up our guarantee with cash.©

IF YOU SHOULD GET AN OVERWEIGHT FINE, YOU SHOULD DO THE FOLLOWING TO GET THE PROBLEM RESOLVED:

1) Post bond and request a court date.
2) Call CAT Scale Company direct 24 hours a day at 1-877-CAT-SCALE (toll free).
3) **IMMEDIATELY** send a copy of the citation, CAT Scale ticket, your name, company, address, and phone number to CAT Scale Company Attn: Operations Manager.

THANK YOU FOR WEIGHING ON CAT SCALE!

The four weights shown below are separate weights. The TOTAL WEIGHT was weighed on a full length platform scale. **AXLE WEIGHTS CAN NOT BE CERTIFIED** and are **NOT LEGAL FOR TRADE, however, CAT SCALE COMPANY GUARANTEES THESE WEIGHTS TO BE CORRECT.**

DATE: 10-30-2009

SCALE LOCATION: 278
GEE-CEE'S TRUCKSTOP
I-5 AND EXIT 57
TOLEDO WA

STEER AXLE	19580 lb
DRIVE AXLE	34100 lb
TRAILER AXLE	44040 lb
TOTAL WEIGHT	101720 lb

COMPANY STANPALMER TRACTOR # 20 TRAILER # 42

WEIGHER'S SIGNATURE: CASSANDRA LINGRE FEE: 9.00 FULL WEIGH TICKET # (IF REWEIGH)

ONLY CERTIFIED WEIGHTS APPEAR BELOW THIS LINE

CERTIFIED WEIGHTS (imprint seal)

GROSS 101720
TARE 43200
NET 58520

WEIGH NUMBER 7116

WEIGHMASTER CERTIFICATE

This is to certify that the following described commodity was weighed, measured, or counted by a Weighmaster, whose signature is on this Certificate, who is a recognized authority of accuracy, as prescribed by State Law.

COMMODITY WEIGHED: FREIGHT ALL KINDS
REMARKS:
TRACTOR LICENSE # TRACTOR #
TRAILER LICENSE # TRAILER #
TRAILER LICENSE # TRAILER #
NAME OF WEIGHMASTER (print):
WEIGHMASTER SIGNATURE:

© CAT SCALE COMPANY® 12/0 (WA)

94447117

TICKET NUMBER

CERTIFIED AUTOMATED TRUCK SCALE

CAT SCALE COMPANY
P.O. BOX 630
WALCOTT, IA 52773
(563) 284-6263
www.catscale.com

1312
94447117

THE CAT SCALE GUARANTEE

The CAT Scale Company **GUARANTEES** that our scales will give an accurate weight. What makes us different from other scale companies is that we back up our guarantee with cash.©

IF YOU SHOULD GET AN OVERWEIGHT FINE, YOU SHOULD DO THE FOLLOWING TO GET THE PROBLEM RESOLVED:

1) Post bond and request a court date.
2) Call CAT Scale Company direct 24 hours a day at 1-877-CAT-SCALE (toll free).
3) **IMMEDIATELY** send a copy of the citation, CAT Scale ticket, your name, company, address, and phone number to CAT Scale Company Attn: Operations Manager.

THANK YOU FOR WEIGHING ON CAT SCALE!

The four weights shown below are separate weights. The TOTAL WEIGHT was weighed on a full length platform scale. **AXLE WEIGHTS CAN NOT BE CERTIFIED** and are **NOT LEGAL FOR TRADE, however, CAT SCALE COMPANY GUARANTEES THESE WEIGHTS TO BE CORRECT.**

DATE: 10-30-2009

SCALE LOCATION: 278
GEE-CEE'S TRUCKSTOP
I-5 AND EXIT 57
TOLEDO WA

STEER AXLE	15700 lb
DRIVE AXLE	41060 lb
TRAILER AXLE	47060 lb
TOTAL WEIGHT	103820 lb

COMPANY STAN PALMER CONST TRACTOR # 38 TRAILER # 39

WEIGHER'S SIGNATURE: TIA WARD FEE: 9.00 FULL WEIGH TICKET # (IF REWEIGH)

ONLY CERTIFIED WEIGHTS APPEAR BELOW THIS LINE

CERTIFIED WEIGHTS (imprint seal)

GROSS 103820
TARE 41600
NET 62220

31.11

WEIGH NUMBER 7117

WEIGHMASTER CERTIFICATE

This is to certify that the following described commodity was weighed, measured, or counted by a Weighmaster, whose signature is on this Certificate, who is a recognized authority of accuracy, as prescribed by State Law.

COMMODITY WEIGHED: FREIGHT ALL KINDS
REMARKS:
TRACTOR LICENSE # TRACTOR #
TRAILER LICENSE # TRAILER #
TRAILER LICENSE # TRAILER #
NAME OF WEIGHMASTER (print):
WEIGHMASTER SIGNATURE:

© CAT SCALE COMPANY® 12/0

LOAD SUMMARY
Removal of Contaminated Soils

EAST BAY			GEE-CEE'S TRUCKSTOP					WEYERHAEUSER		
DATE DEPARTURE	TIME OF DEPARTURE	HAULER, DRIVER, TRUCK#	DATE	GROSS WGT (LBS)	TARE WGT (LBS)	NET WGT (LBS)	TICKET #	DATE ARRIVAL	TIME OF ARRIVAL	Load Count
11/2/2009	7:40 AM	Stan Palmer - Mark - #20	11/2/2009	101220	43200	58020	94447153	11/2/2009	9:35 AM	244
11/2/2009	11:15 AM	Stan Palmer - Mark - #20	11/2/2009	96340	43200	53140	94447161	11/2/2009	12:52 PM	245
11/3/2009	8:30 AM	Stan Palmer - Mark - #20	11/3/2009	99380	43200	56180	94447179	11/3/2009	10:25 AM	246
11/4/2009	7:20 AM	Stan Palmer - Mark - #20	11/4/2009	102460	43200	59260	94447202	11/4/2009	9:22 AM	247
11/4/2009	7:25 AM	Stan Palmer - Steve - #62	11/4/2009	104240	41440	62800	94447203	11/4/2009	9:30 AM	248
11/4/2009	12:00 PM	Stan Palmer - Mark - #20	11/4/2009	98420	43200	55220	94447215	11/4/2009	1:41 PM	249
11/4/2009	12:05 PM	Stan Palmer - Steve - #62	11/4/2009	108120	41440	66680	94447216	11/4/2009	1:41 PM	250
11/5/2009	7:30 AM	Stan Palmer - Steve - #62	11/5/2009	108440	41440	67000	94447239	11/5/2009	9:30 AM	251
11/5/2009	7:35 AM	Stan Palmer - Mark - #20	11/5/2009	94540	43200	51340	94447240	11/5/2009	9:33 AM	252
11/5/2009	11:00 AM	Stan Palmer - Steve - #62	11/5/2009	110500	41440	69060	94414270	11/5/2009	12:45 PM	253
11/5/2009	11:05 AM	Stan Palmer -Oliver - #38	11/5/2009	104380	41600	62780	94414271	11/5/2009	12:49 PM	254
11/5/2009	11:10 AM	Stan Palmer - Mark - #20	11/5/2009	108800	43200	65600	94414272	11/5/2009	12:55 PM	255
11/6/2009	7:15 AM	Stan Palmer - Steve - #62	11/6/2009	107460	41440	66020	94414285	11/6/2009	8:50 AM	256
11/6/2009	7:20 AM	Stan Palmer - Mark - #20	11/6/2009	100240	43200	57040	94414286	11/6/2009	9:00 AM	257
11/6/2009	8:15 AM	Stan Palmer -Oliver - #38	11/6/2009	105740	41600	64140	94414287	11/6/2009	10:10 AM	258
11/9/2009	7:15 AM	Stan Palmer -Oliver - #38	11/9/2009	104460	41600	62860	94414315	11/9/2009	9:10 AM	259
11/9/2009	7:20 AM	Stan Palmer - Steve - #62	11/9/2009	103420	41440	61980	94414316	11/9/2009	9:15 AM	260
11/9/2009	7:45 AM	Stan Palmer - Mark F. - #61	11/9/2009	105560	43800	61760	94414318	11/9/2009	9:43 AM	261
11/9/2009	11:45 AM	Stan Palmer - Steve - #62	11/9/2009	104780	41440	63340	94414322	11/9/2009	1:15 PM	262
11/9/2009	11:50 AM	Stan Palmer -Oliver - #38	11/9/2009	102660	41600	61060	94414323	11/9/2009	1:18 PM	263
11/9/2009	12:20 PM	Stan Palmer - Mark F. - #61	11/9/2009	106120	43800	62320	94414326	11/9/2009	1:50 PM	264
11/10/2009	7:15 AM	Stan Palmer - Steve - #62	11/10/2009	106960	41440	65520	94414346	11/10/2009	9:15 AM	265
11/10/2009	7:20 AM	Stan Palmer - Mark F. - #61	11/10/2009	105020	43800	61220	94414348	11/10/2009	9:30 AM	266
11/10/2009	7:45 AM	Stan Palmer -Oliver - #38	11/10/2009	104400	41600	62800	94414347	11/10/2009	9:31 AM	267
11/10/2009	11:45 AM	Stan Palmer - Steve - #62	11/10/2009	103420	41440	61980	94414359	11/10/2009	1:00 PM	268
11/10/2009	11:50 AM	Stan Palmer - Mark F. - #61	11/10/2009	111580	43800	67780	94414361	11/10/2009	1:30 PM	269

DATE DEPARTURE	TIME OF DEPARTURE	HAULER, DRIVER, TRUCK#	DATE	GROSS WGT (LBS)	TARE WGT (LBS)	NET WGT (LBS)	TICKET #	DATE ARRIVAL	TIME OF ARRIVAL	Load Count
11/10/2009	12:00 PM	Stan Palmer -Oliver - #38	11/10/2009	100440	41600	58840	94414363	11/10/2009	1:32 PM	270
11/11/2009	7:45 AM	Stan Palmer - Steve - #62	11/11/2009	98580	41440	57140	94414379	11/11/2009	9:45 AM	271
11/11/2009	7:50 AM	Stan Palmer -Oliver - #38	11/11/2009	105640	41600	64040	94414378	11/11/2009	9:46 AM	272
11/16/2009	7:30 AM	Stan Palmer - Steve - #62	11/16/2009	106140	41440	64700	94414486	11/16/2009	9:25 AM	273
11/16/2009	7:35 AM	Stan Palmer -Oliver - #38	11/16/2009	101980	41600	60380	94414488	11/16/2009	9:37 AM	274
11/16/2009	7:40 AM	Stan Palmer - Mark F. - #61	11/16/2009	106400	43800	62600	94414489	11/16/2009	9:38 AM	275
11/18/2009	7:30 AM	Stan Palmer -Oliver - #38	11/18/2009	104320	41600	62720	94414558	11/18/2009	9:21 AM	276
11/18/2009	7:35 AM	Stan Palmer - Steve - #62	11/18/2009	108180	41440	66740	94414559	11/18/2009	9:22 AM	277
11/18/2009	7:45 AM	Stan Palmer - Mark F. - #61	11/18/2009	95340	43800	51540	94414560	11/18/2009	9:30 AM	278
11/18/2009	11:50 AM	Stan Palmer - Steve - #62	11/18/2009	106180	41440	64740	94414573	11/18/2009	1:00 PM	279
11/18/2009	12:20 PM	Stan Palmer -Oliver - #38	11/18/2009	105960	41600	64360	94414579	11/18/2009	1:30 PM	280
11/18/2009	12:25 PM	Stan Palmer - Mark F. - #61	11/18/2009	113280	43800	69480	94414578	11/18/2009	1:33 PM	281
11/19/2009	7:45 AM	Stan Palmer - Steve - #62	11/19/2009	105780	41440	64340	94414600	11/19/2009	9:30 AM	282
11/19/2009	7:50 AM	Stan Palmer - Oliver - #38	11/19/2009	105380	41600	63780	94414601	11/19/2009	9:34 AM	283
11/23/2009	7:45 AM	Stan Palmer - Steve - #62	11/23/2009	104780	41440	63340	94414706	11/23/2009	9:20 AM	284
11/23/2009	7:50 AM	Stan Palmer - Oliver - #38	11/23/2009	102400	41600	60800	94414707	11/23/2009	9:30 AM	285
11/23/2009	11:45 AM	Stan Palmer - Oliver - #38	11/23/2009	104020	41600	62420	94414712	11/23/2009	1:13 PM	286
11/23/2009	12:05 PM	Stan Palmer - Steve - #62	11/23/2009	106900	41440	65460	94414713	11/23/2009	1:25 PM	287
11/30/2009	7:50 AM	Stan Palmer - Mark F. - #61	11/30/2009	111000	43800	67200	94447256	11/30/2009	9:40 AM	288
11/30/2009	12:00 PM	Stan Palmer - Mark F. - #61	11/30/2009	106460	43800	62660	94447269	11/30/2009	1:40 PM	289
				Total Load Count:		**289**	**Monthly Total (TONS)**		**1,432.1**	
							Total Net Weight (LBS):		**18,120,260**	
							Total Net Weight (TONS):		**9,060.1**	

TRUCK LOG SHEET

Ctrl #	DATE	TIME	CUSTOMER	HAULER, DRIVER & TRUCK#	GROSS/TARE WGT (LBS)	TICKET #	SYSTEM ID# (OFFICE USE ONLY)
3181	10-30-09	10:10	Schnitzer	Wilkins - Rod L16	96380 46480	96380	
3182	10-30-09	10:25	Stan palmer	mark 20	98380 43200	7112	
3183	10-30-09	10 26	Stan Palmer	Oliver 38	102800 41600	7111	
3184	10-30-09	10 50	Schnitzer	Wilkins 08105	93640 41140	93640	
3185	10-30-09	1:00	Glacier	Rod 203	93060 50160	624636	
3186	10-30-09	1:50	Stan palmer	mark 20	101720 43200	7116	
3187	10 30 09	151	Stan Palmer	Oliver 38	103820 41600	7117	
3188	11-R-09	6:30	River gate	CRT - 41	88.580 - 41500	7096	
3189	11/2/09	7:00	Schnitzer	Wilkins 08101	98280 40880	98280	
3190	11/2/09	7:10	GLACIER	203	85720 50160		
3191	11/2/09	715	Schnitzer	Wilkins 0899	95400 40740	95400	
3192	11/2/09	715	Rivergate	CRT Bryan 44	88,780 41,280	7097	
3193	11/2/09	7:30	OL Recycle	Jordan 8411	98,260 41,951	233633	
3194	11-2-09	9:35	Stan palmer	mark 20	101220 43200	7153	
3195	11/2/09	11:00	Schnitzer	Wilkins 08101	99360 40940	48832	
3196	11/2/09	12:25	GLACIER	203	85720 50160	624695	
3197	11-2-09	12:52	Stan palmer	mark 20	96340 43200	7161	
3198	11-2-09	1:30	SCHNITZER	WILKINS 08-100	100020 40700	100020	
3199	11-3-09	6.30	River gate	CRT - 41	88.340 41560	7159	
3200	11/3/09	6:35	Schnitzer	Wilkins 08101	101120 40700	101180	
3201	11/3/09	6:50	GLACIER	203	85420 50160		
3202	11/3/09	6:55	River Gate	CRT 44 Bryan	88580 41,540	7160	
3203	11/3/09	7:25	Rivergate	CRT Russ B#	86,420 40,300	7161	
3204	11/3/09	730	Schnitzer	Wilkins 0840	98620 40660	98620	

*** REMEMBER 25 MPH MAX SPEED THRU RESIDENTIAL AREAS ***

94447153

TICKET NUMBER

CAT SCALE

CERTIFIED AUTOMATED TRUCK SCALE

CAT SCALE COMPANY
P.O. BOX 630
WALCOTT, IA 52773
(563) 284-6263
www.catscale.com

THE CAT SCALE GUARANTEE

The CAT Scale Company **GUARANTEES** that our scales will give an accurate weight. What makes us different from other scale companies is that we back up our guarantee with cash.©

IF YOU SHOULD GET AN OVERWEIGHT FINE, YOU SHOULD DO THE FOLLOWING TO GET THE PROBLEM RESOLVED:

1) Post bond and request a court date.
2) Call CAT Scale Company direct 24 hours a day at 1-877-CAT-SCALE (toll free).
3) IMMEDIATELY send a copy of the citation, CAT Scale ticket, your name, company, address, and phone number to CAT Scale Company Attn: Operations Manager.

THANK YOU FOR WEIGHING ON CAT SCALE!

The four weights shown below are separate weights. The TOTAL WEIGHT was weighed on a full length platform scale. **AXLE WEIGHTS CAN NOT BE CERTIFIED** and are **NOT LEGAL FOR TRADE, however, CAT SCALE COMPANY GUARANTEES THESE WEIGHTS TO BE CORRECT.**

DATE: 11-02-2009

SCALE LOCATION: 278 GEE-CEE'S TRUCKSTOP I-5 AND EXIT 57 TOLEDO WA

STEER AXLE	19320 lb
DRIVE AXLE	34640 lb
TRAILER AXLE	47260 lb
TOTAL WEIGHT	101220 lb

COMPANY STAN PALMER CONST TRACTOR # 20 TRAILER # 42

WEIGHER'S SIGNATURE: RACHEL WALLACE FEE: 9.00 FULL WEIGH TICKET # (IF REWEIGH)

ONLY CERTIFIED WEIGHTS APPEAR BELOW THIS LINE

CERTIFIED WEIGHTS (imprint seal)

GROSS 101220

TARE 43200

NET 58020

WEIGH NUMBER 7153

WEIGHMASTER CERTIFICATE

This is to certify that the following described commodity was weighed, measured, or counted by a Weighmaster, whose signature is on this Certificate, who is a recognized authority of accuracy, as prescribed by State Law.

COMMODITY WEIGHED: FREIGHT ALL KINDS

REMARKS:

TRACTOR LICENSE # TRACTOR #

TRAILER LICENSE # TRAILER #

TRAILER LICENSE # TRAILER #

NAME OF WEIGHMASTER (print):

WEIGHMASTER SIGNATURE:

© CAT SCALE COMPANY® 12 (WA)

94447161

TICKET NUMBER

CAT SCALE

CERTIFIED AUTOMATED TRUCK SCALE

CAT SCALE COMPANY
P.O. BOX 630
WALCOTT, IA 52773
(563) 284-6263
www.catscale.com

THE CAT SCALE GUARANTEE

The CAT Scale Company **GUARANTEES** that our scales will give an accurate weight. What makes us different from other scale companies is that we back up our guarantee with cash.©

IF YOU SHOULD GET AN OVERWEIGHT FINE, YOU SHOULD DO THE FOLLOWING TO GET THE PROBLEM RESOLVED:

1) Post bond and request a court date.
2) Call CAT Scale Company direct 24 hours a day at 1-877-CAT-SCALE (toll free).
3) IMMEDIATELY send a copy of the citation, CAT Scale ticket, your name, company, address, and phone number to CAT Scale Company Attn: Operations Manager.

THANK YOU FOR WEIGHING ON CAT SCALE!

The four weights shown below are separate weights. The TOTAL WEIGHT was weighed on a full length platform scale. **AXLE WEIGHTS CAN NOT BE CERTIFIED** and are **NOT LEGAL FOR TRADE, however, CAT SCALE COMPANY GUARANTEES THESE WEIGHTS TO BE CORRECT.**

DATE: 11-02-2009

SCALE LOCATION: 278 GEE-CEE'S TRUCKSTOP I-5 AND EXIT 57 TOLEDO WA

STEER AXLE	18820 lb
DRIVE AXLE	31400 lb
TRAILER AXLE	46120 lb
TOTAL WEIGHT	96340 lb

COMPANY STAN PALMER CONST TRACTOR # 20 TRAILER # 42

WEIGHER'S SIGNATURE: RACHEL WALLACE FEE: 9.00 FULL WEIGH TICKET # (IF REWEIGH)

ONLY CERTIFIED WEIGHTS APPEAR BELOW THIS LINE

CERTIFIED WEIGHTS (imprint seal)

GROSS 96340

TARE 43200

NET 53140

WEIGH NUMBER 7161

WEIGHMASTER CERTIFICATE

This is to certify that the following described commodity was weighed, measured, or counted by a Weighmaster, whose signature is on this Certificate, who is a recognized authority of accuracy, as prescribed by State Law.

COMMODITY WEIGHED: FREIGHT ALL KINDS

REMARKS:

TRACTOR LICENSE # TRACTOR #

TRAILER LICENSE # TRAILER #

TRAILER LICENSE # TRAILER #

NAME OF WEIGHMASTER (print):

WEIGHMASTER SIGNATURE:

© CAT SCALE COMPANY® 12/ (WA)

TRUCK LOG SHEET

Ctrl #	DATE	TIME	CUSTOMER	HAULER, DRIVER & TRUCK#	GROSS/TARE WGT (LBS)	TICKET #	SYSTEM ID# (OFFICE USE ONLY)
3205	11-3-09	8:45	Schutzen	Wilkins 08105	98330 41680		
3206	11	10:25	Stem palmer	mark 20	99380 43200	7179	
3207	11/3/09	10:25	Schutzer	Wilkins 08101	102480 40920		
3208	11/3/09	11:15	"	" 0899	98420 41000		
3209	11/3/09	12:25	GLACIER	[redacted] 203	96460 50160	624772	
3210	11-3-09	12:35	SCHNITZER	WILKINS 08-100	97240 40700		
3211	11-4-09	6:30	River gate	CRT - 411	89,660 - 41300	7223	
3212	11/4/09	6:35	Schutzer	Wilkins 08101	97160 40560		
3213	11-4-09	6:45	COL RECYCLE	JORDAN 841	91,700 41,951	16711	
3214	11 4 09	6:55	River gate	CRT Brian 44	88,940 41340	7224	
3215	11/4/09	7:25	River gate	CRT Russ 0003rd	87660 40160	7225	
3216	11/4/09	9:00	Schnitzer	Wilkins - Shaw L-17	101,780 46,400	[redacted]2	
3217	11-4-09	9:22	Stem palmer	mark 21	102,460 43 200	7202	
3218							
3219							
3220							
3221							
3222							
3223							
3224							
3225							
3226							
3227							
3228							

*** REMEMBER 25 MPH MAX SPEED THRU RESIDENTIAL AREAS ***

94447179

TICKET NUMBER

CAT SCALE®

CERTIFIED AUTOMATED TRUCK SCALE

CAT SCALE COMPANY
P.O. BOX 630
WALCOTT, IA 52773
(563) 284-6263
www.catscale.com

THE CAT SCALE GUARANTEE

The CAT Scale Company **GUARANTEES** that our scales will give an accurate weight. What makes us different from other scale companies is that we back up our guarantee with cash.©

IF YOU SHOULD GET AN OVERWEIGHT FINE, YOU SHOULD DO THE FOLLOWING TO GET THE PROBLEM RESOLVED:

1) Post bond and request a court date.
2) Call CAT Scale Company direct 24 hours a day at 1-877-CAT-SCALE (toll free).
3) IMMEDIATELY send a copy of the citation, CAT Scale ticket, your name, company, address, and phone number to CAT Scale Company Attn: Operations Manager.

THANK YOU FOR WEIGHING ON CAT SCALE!

The four weights shown below are separate weights. The TOTAL WEIGHT was weighed on a full length platform scale. **AXLE WEIGHTS CAN NOT BE CERTIFIED** and are **NOT LEGAL FOR TRADE, however, CAT SCALE COMPANY GUARANTEES THESE WEIGHTS TO BE CORRECT.**

DATE: 11-03-2009

SCALE LOCATION: 278 GEE-CEE'S TRUCKSTOP I-5 AND EXIT 57 TOLEDO WA

STEER AXLE	19260 lb
DRIVE AXLE	34280 lb
TRAILER AXLE	45840 lb
TOTAL WEIGHT	99380 lb

Weyerhaeuser Company
Integrated Waste Management
Material Recovery / Transfer Facility
PO Box 188
Longview, WA 98632
(206) 578-4616

COMPANY STAN PALMER CONST TRACTOR # 20 TRAILER # 42

WEIGHER'S SIGNATURE: Tia Ward TIA WARD FEE: 9.00 FULL WEIGH TICKET # (IF REWEIGH)

ONLY CERTIFIED WEIGHTS APPEAR BELOW THIS LINE

CERTIFIED WEIGHTS (imprint seal)

GROSS 99380

TARE 43200

NET 56180

WEIGH NUMBER 7179

WEIGHMASTER CERTIFICATE

This is to certify that the following described commodity was weighed, measured, or counted by a Weighmaster, whose signature is on this Certificate, who is a recognized authority of accuracy, as prescribed by State Law.

COMMODITY WEIGHED: FREIGHT ALL KINDS

REMARKS:

TRACTOR LICENSE # TRACTOR #

TRAILER LICENSE # TRAILER #

TRAILER LICENSE # TRAILER #

NAME OF WEIGHMASTER (print):

WEIGHMASTER SIGNATURE:

© CAT SCALE COMPANY® 12/08 (WA)

TRUCK LOG SHEET

Ctrl #	DATE	TIME	CUSTOMER	HAULER, DRIVER & TRUCK#	GROSS/TARE WGT (LBS)	TICKET #	SYSTEM ID# (OFFICE USE ONLY)
3205	11-3-09	8:45	Schutzen	Wilkins 08105	98320 41680	98320	
3206	"	10:25	Stan palmer	mark 20	99380 43240	7179	
3207	11/3/09	10:25	Schnitzer	Wilkins 08101	102480 60920	102480	
3208	11/3/09	11:15	"	" 0899	98420 41000	98420	
3209	11/3/09	12:25	GLACIER	[redacted] 203	96460 50160	624772	
3210	11-3-09	12:35	SCHNITZER	WILKINS 08-100	97240 40700	97240	
3211	11-4-09	6:30	River gate	CRT - 411	89,660 - 41300	7223	
3212	11/4/09	6:35	Schnitzer	Wilkins 08101	97140 40560	97140	
3213	11-4-09	6:45	CDL RECYCLE	JORDAN 841	91,700 41,951	16711	
3214	11 4 09	6:55	Rivergate	CRT Bryan 44	88,940 41340	7224	
3215	11/4/09	7:25	Rivergate	CRT Russ 0003H	87660 40160	7225	
3216	11/4/09	9:00	Schnitzer	Wilkins - Steve L17	101,780 46,400	[redacted]	
3217	11-4-09	9:22	Stan palmer	mark 20	102,460 43 240	7202	
3218	11-4-09	9:30	Stan Palmer	Steve #62	104240 41,440	7203	
3219	11-4-09	11:40	schnitzer	WILKINS 08-104	93,660 43500	93660	
3220	11-4-09	1:41	Stan palmer	Mark 20	98420 43240	7215	
3221	11-4-09	1:41	" "	Steve #60	108,120 41,440	7216	
3222	11-5-09	6:30	River gate	CRT 411	88.060 41300	7269	
3223	11/5/09	7:05	Rivergate	CRT Bryan 44	89.280 41200	7270	
3224	11-5-09	9:30	Stan Palmer	Steve #62	108,440 41,440	7239	
3225	11-5-09	9:33	Stan palmer	mark 20	94,540 43240	7240	
3226	11-5-09	12:45	Stan Palmer	Steve #62	110,500 41,440	4270	
3227	11/5/09	1249	Stan Palmer	Oliver 38	104380 41600	4271	
3228	11-5-09	12:55	Stan palmer	Mark 20	108800 43240	4272	

*** * * REMEMBER 25 MPH MAX SPEED THRU RESIDENTIAL AREAS * * ***

94447202

TICKET NUMBER

CAT SCALE

CERTIFIED AUTOMATED TRUCK SCALE

CAT SCALE COMPANY
P.O. BOX 630
WALCOTT, IA 52773
(563) 284-6263
www.catscale.com

THE CAT SCALE GUARANTEE

The CAT Scale Company **GUARANTEES** that our scales will give an accurate weight. What makes us different from other scale companies is that we back up our guarantee with cash.©

IF YOU SHOULD GET AN OVERWEIGHT FINE, YOU SHOULD DO THE FOLLOWING TO GET THE PROBLEM RESOLVED:

1) Post bond and request a court date.
2) Call CAT Scale Company direct 24 hours a day at 1-877-CAT-SCALE (toll free).
3) IMMEDIATELY send a copy of the citation, CAT Scale ticket, your name, company, address, and phone number to CAT Scale Company Attn: Operations Manager.

THANK YOU FOR WEIGHING ON CAT SCALE!

The four weights shown below are separate weights. The TOTAL WEIGHT was weighed on a full length platform scale. **AXLE WEIGHTS CAN NOT BE CERTIFIED** and are **NOT LEGAL FOR TRADE, however, CAT SCALE COMPANY GUARANTEES THESE WEIGHTS TO BE CORRECT.**

DATE: 11-04-2009

SCALE LOCATION: 278
GEE-CEE'S TRUCKSTOP
I-5 AND EXIT 57
TOLEDO WA

STEER AXLE	19760 lb
DRIVE AXLE	37600 lb
TRAILER AXLE	45100 lb
TOTAL WEIGHT	102460 lb

COMPANY STAN PALMER CONST TRACTOR # 20 TRAILER # 42

WEIGHER'S SIGNATURE: RACHEL WALLACE FEE: 9.00 FULL WEIGH TICKET # (IF REWEIGH)

ONLY CERTIFIED WEIGHTS APPEAR BELOW THIS LINE

CERTIFIED WEIGHTS (imprint seal)

GROSS 102460

TARE 43200

NET 59260

WEIGH NUMBER 7202

WEIGHMASTER CERTIFICATE

This is to certify that the following described commodity was weighed, measured, or counted by a Weighmaster, whose signature is on this Certificate, who is a recognized authority of accuracy, as prescribed by State Law.

COMMODITY WEIGHED: FREIGHT ALL KINDS
REMARKS:
TRACTOR LICENSE # TRACTOR #
TRAILER LICENSE # TRAILER #
TRAILER LICENSE # TRAILER #
NAME OF WEIGHMASTER (print):
WEIGHMASTER SIGNATURE:

© CAT SCALE COMPANY * 12(
(WA)

94447203

TICKET NUMBER

CAT SCALE

CERTIFIED AUTOMATED TRUCK SCALE

CAT SCALE COMPANY
P.O. BOX 630
WALCOTT, IA 52773
(563) 284-6263
www.catscale.com

THE CAT SCALE GUARANTEE

The CAT Scale Company **GUARANTEES** that our scales will give an accurate weight. What makes us different from other scale companies is that we back up our guarantee with cash.©

IF YOU SHOULD GET AN OVERWEIGHT FINE, YOU SHOULD DO THE FOLLOWING TO GET THE PROBLEM RESOLVED:

1) Post bond and request a court date.
2) Call CAT Scale Company direct 24 hours a day at 1-877-CAT-SCALE (toll free).
3) IMMEDIATELY send a copy of the citation, CAT Scale ticket, your name, company, address, and phone number to CAT Scale Company Attn: Operations Manager.

THANK YOU FOR WEIGHING ON CAT SCALE!

Integrated Waste Material Recovery / Transfer Facility
PO Box 188
Longview, WA 98632
(206) 576-4618

The four weights shown below are separate weights. The TOTAL WEIGHT was weighed on a full length platform scale. **AXLE WEIGHTS CAN NOT BE CERTIFIED** and are **NOT LEGAL FOR TRADE, however, CAT SCALE COMPANY GUARANTEES THESE WEIGHTS TO BE CORRECT.**

DATE: 11-04-2009

SCALE LOCATION: 278
GEE-CEE'S TRUCKSTOP
I-5 AND EXIT 57
TOLEDO WA

STEER AXLE	23020 lb
DRIVE AXLE	35020 lb
TRAILER AXLE	46200 lb
TOTAL WEIGHT	104240 lb

41440 Tare

COMPANY STAN PALMER CONST TRACTOR # 62 TRAILER # 62T

WEIGHER'S SIGNATURE: TIA WARD FEE: 9.00 FULL WEIGH TICKET # (IF REWEIGH)

ONLY CERTIFIED WEIGHTS APPEAR BELOW THIS LINE

CERTIFIED WEIGHTS (imprint seal)

GROSS

TARE

NET

WEIGH NUMBER 7203

WEIGHMASTER CERTIFICATE

This is to certify that the following described commodity was weighed, measured, or counted by a Weighmaster, whose signature is on this Certificate, who is a recognized authority of accuracy, as prescribed by State Law.

COMMODITY WEIGHED: FREIGHT ALL KINDS
REMARKS:
TRACTOR LICENSE # TRACTOR #
TRAILER LICENSE # TRAILER #
TRAILER LICENSE # TRAILER #
NAME OF WEIGHMASTER (print):
WEIGHMASTER SIGNATURE:

© CAT SCALE COMPANY * 12(

94447215
TICKET NUMBER

CERTIFIED AUTOMATED TRUCK SCALE

CAT SCALE COMPANY
P.O. BOX 630
WALCOTT, IA 52773
(563) 284-6263
www.catscale.com

THE CAT SCALE GUARANTEE

The CAT Scale Company **GUARANTEES** that our scales will give an accurate weight. What makes us different from other scale companies is that we back up our guarantee with cash.©

IF YOU SHOULD GET AN OVERWEIGHT FINE, YOU SHOULD DO THE FOLLOWING TO GET THE PROBLEM RESOLVED:

1) Post bond and request a court date.
2) Call CAT Scale Company direct 24 hours a day at 1-877-CAT-SCALE (toll free).
3) IMMEDIATELY send a copy of the citation, CAT Scale ticket, your name, company, address, and phone number to CAT Scale Company Attn: Operations Manager.

THANK YOU FOR WEIGHING ON CAT SCALE!

The four weights shown below are separate weights. The TOTAL WEIGHT was weighed on a full length platform scale. **AXLE WEIGHTS CAN NOT BE CERTIFIED** and are **NOT LEGAL FOR TRADE, however, CAT SCALE COMPANY GUARANTEES THESE WEIGHTS TO BE CORRECT.**

DATE: 11-04-2009

SCALE LOCATION: 278
GEE-CEE'S TRUCKSTOP
I-5 AND EXIT 57
TOLEDO WA

STEER AXLE	18960 lb
DRIVE AXLE	32680 lb
TRAILER AXLE	46780 lb
TOTAL WEIGHT	98420 lb

COMPANY STAN PALMER CONST TRACTOR # 20 TRAILER # 42

WEIGHER'S SIGNATURE: RACHEL WALLACE FEE: 9.00 FULL WEIGH TICKET # (IF REWEIGH)

ONLY CERTIFIED WEIGHTS APPEAR BELOW THIS LINE

CERTIFIED WEIGHTS (imprint seal)

GROSS 98420
TARE 43200
NET 55220

WEIGH NUMBER 7215

WEIGHMASTER CERTIFICATE

This is to certify that the following described commodity was weighed, measured, or counted by a Weighmaster, whose signature is on this Certificate, who is a recognized authority of accuracy, as prescribed by State Law.

COMMODITY WEIGHED: FREIGHT ALL KINDS
REMARKS:
TRACTOR LICENSE # TRACTOR #
TRAILER LICENSE # TRAILER #
TRAILER LICENSE # TRAILER #

NAME OF WEIGHMASTER (print):
WEIGHMASTER SIGNATURE:

© CAT SCALE COMPANY® 12/0 (WA)

94447216
TICKET NUMBER

CERTIFIED AUTOMATED TRUCK SCALE

CAT SCALE COMPANY
P.O. BOX 630
WALCOTT, IA 52773
(563) 284-6263
www.catscale.com

THE CAT SCALE GUARANTEE

The CAT Scale Company **GUARANTEES** that our scales will give an accurate weight. What makes us different from other scale companies is that we back up our guarantee with cash.©

IF YOU SHOULD GET AN OVERWEIGHT FINE, YOU SHOULD DO THE FOLLOWING TO GET THE PROBLEM RESOLVED:

1) Post bond and request a court date.
2) Call CAT Scale Company direct 24 hours a day at 1-877-CAT-SCALE (toll free).
3) IMMEDIATELY send a copy of the citation, CAT Scale ticket, your name, company, address, and phone number to CAT Scale Company Attn: Operations Manager.

THANK YOU FOR WEIGHING ON CAT SCALE!

The four weights shown below are separate weights. The TOTAL WEIGHT was weighed on a full length platform scale. **AXLE WEIGHTS CAN NOT BE CERTIFIED** and are **NOT LEGAL FOR TRADE, however, CAT SCALE COMPANY GUARANTEES THESE WEIGHTS TO BE CORRECT.**

DATE: 11-04-2009

SCALE LOCATION: 278
GEE-CEE'S TRUCKSTOP
I-5 AND EXIT 57
TOLEDO WA

STEER AXLE	23120 lb
DRIVE AXLE	34480 lb
TRAILER AXLE	50520 lb
TOTAL WEIGHT	108120 lb

41,440 Tare

COMPANY PALMER TRACTOR # 62 TRAILER # 62

WEIGHER'S SIGNATURE: MARCIA FRIEND FEE: 9.00 FULL WEIGH TICKET # (IF REWEIGH)

ONLY CERTIFIED WEIGHTS APPEAR BELOW THIS LINE

CERTIFIED WEIGHTS (imprint seal)

GROSS
TARE
NET

WEIGH NUMBER 7216

WEIGHMASTER CERTIFICATE

This is to certify that the following described commodity was weighed, measured, or counted by a Weighmaster, whose signature is on this Certificate, who is a recognized authority of accuracy, as prescribed by State Law.

COMMODITY WEIGHED: FREIGHT ALL KINDS
REMARKS:
TRACTOR LICENSE # TRACTOR #
TRAILER LICENSE # TRAILER #
TRAILER LICENSE # TRAILER #

NAME OF WEIGHMASTER (print):
WEIGHMASTER SIGNATURE:

© CAT SCALE COMPANY® 12/0

94447239
TICKET NUMBER

CERTIFIED AUTOMATED TRUCK SCALE

CAT SCALE COMPANY
P.O. BOX 630
WALCOTT, IA 52773
(563) 284-6263
www.catscale.com

THE CAT SCALE GUARANTEE

The CAT Scale Company **GUARANTEES** that our scales will give an accurate weight. What makes us different from other scale companies is that we back up our guarantee with cash.©

IF YOU SHOULD GET AN OVERWEIGHT FINE, YOU SHOULD DO THE FOLLOWING TO GET THE PROBLEM RESOLVED:

1) Post bond and request a court date.
2) Call CAT Scale Company direct 24 hours a day at 1-877-CAT-SCALE (toll free).
3) IMMEDIATELY send a copy of the citation, CAT Scale ticket, your name, company, address, and phone number to CAT Scale Company Attn: Operations Manager.

THANK YOU FOR WEIGHING ON CAT SCALE!

The four weights shown below are separate weights. The TOTAL WEIGHT was weighed on a full length platform scale. **AXLE WEIGHTS CAN NOT BE CERTIFIED** and are **NOT LEGAL FOR TRADE, however, CAT SCALE COMPANY GUARANTEES THESE WEIGHTS TO BE CORRECT.**

DATE: 11-05-2009

SCALE LOCATION: 278
GEE-CEE'S TRUCKSTOP
I-5 AND EXIT 57
TOLEDO WA

STEER AXLE	17880 lb
DRIVE AXLE	38080 lb
TRAILER AXLE	52480 lb
TOTAL WEIGHT	108440 lb

41440 Tare

COMPANY STAN PALMER CONST TRACTOR # 62 TRAILER # 62

WEIGHER'S SIGNATURE: TIA WARD FEE: 9.00 FULL WEIGH TICKET # (IF REWEIGH)

ONLY CERTIFIED WEIGHTS APPEAR BELOW THIS LINE

CERTIFIED WEIGHTS (imprint seal)

GROSS

TARE

NET

WEIGH NUMBER
7239

WEIGHMASTER CERTIFICATE

This is to certify that the following described commodity was weighed, measured, or counted by a Weighmaster, whose signature is on this Certificate, who is a recognized authority of accuracy, as prescribed by State Law.

COMMODITY WEIGHED: FREIGHT ALL KINDS
REMARKS:
TRACTOR LICENSE # TRACTOR #
TRAILER LICENSE # TRAILER #
TRAILER LICENSE # TRAILER #

NAME OF WEIGHMASTER (print):
WEIGHMASTER SIGNATURE:

© CAT SCALE COMPANY® 12/0 (WA)

94447240
TICKET NUMBER

CERTIFIED AUTOMATED TRUCK SCALE

CAT SCALE COMPANY
P.O. BOX 630
WALCOTT, IA 52773
(563) 284-6263
www.catscale.com

THE CAT SCALE GUARANTEE

The CAT Scale Company **GUARANTEES** that our scales will give an accurate weight. What makes us different from other scale companies is that we back up our guarantee with cash.©

IF YOU SHOULD GET AN OVERWEIGHT FINE, YOU SHOULD DO THE FOLLOWING TO GET THE PROBLEM RESOLVED:

1) Post bond and request a court date.
2) Call CAT Scale Company direct 24 hours a day at 1-877-CAT-SCALE (toll free).
3) IMMEDIATELY send a copy of the citation, CAT Scale ticket, your name, company, address, and phone number to CAT Scale Company Attn: Operations Manager.

THANK YOU FOR WEIGHING ON CAT SCALE!

The four weights shown below are separate weights. The TOTAL WEIGHT was weighed on a full length platform scale. **AXLE WEIGHTS CAN NOT BE CERTIFIED** and are **NOT LEGAL FOR TRADE, however, CAT SCALE COMPANY GUARANTEES THESE WEIGHTS TO BE CORRECT.**

DATE: 11-05-2009

SCALE LOCATION: 278
GEE-CEE'S TRUCKSTOP
I-5 AND EXIT 57
TOLEDO WA

STEER AXLE	19040 lb
DRIVE AXLE	31740 lb
TRAILER AXLE	43760 lb
TOTAL WEIGHT	94540 lb

COMPANY STAN PALMER CONST TRACTOR # 20 TRAILER # 42

WEIGHER'S SIGNATURE: TIA WARD FEE: 9.00 FULL WEIGH TICKET # (IF REWEIGH)

ONLY CERTIFIED WEIGHTS APPEAR BELOW THIS LINE

CERTIFIED WEIGHTS (imprint seal)

GROSS 94540

TARE 43200

NET 51340

WEIGH NUMBER
7240

WEIGHMASTER CERTIFICATE

This is to certify that the following described commodity was weighed, measured, or counted by a Weighmaster, whose signature is on this Certificate, who is a recognized authority of accuracy, as prescribed by State Law.

COMMODITY WEIGHED: FREIGHT ALL KINDS
REMARKS:
TRACTOR LICENSE # TRACTOR #
TRAILER LICENSE # TRAILER #
TRAILER LICENSE # TRAILER #

NAME OF WEIGHMASTER (print):
WEIGHMASTER SIGNATURE:

© CAT SCALE COMPANY® 12/

94414270
TICKET NUMBER

CAT SCALE

CERTIFIED AUTOMATED TRUCK SCALE

CAT SCALE COMPANY
P.O. BOX 630
WALCOTT, IA 52773
(563) 284-6263
www.catscale.com

1202
94447248

THE CAT SCALE GUARANTEE

The CAT Scale Company **GUARANTEES** that our scales will give an accurate weight. What makes us different from other scale companies is that we back up our guarantee with cash.©

IF YOU SHOULD GET AN OVERWEIGHT FINE, YOU SHOULD DO THE FOLLOWING TO GET THE PROBLEM RESOLVED:

1) Post bond and request a court date.
2) Call CAT Scale Company direct 24 hours a day at 1-877-CAT-SCALE (toll free).
3) IMMEDIATELY send a copy of the citation, CAT Scale ticket, your name, company, address, and phone number to CAT Scale Company Attn: Operations Manager.

THANK YOU FOR WEIGHING ON CAT SCALE!

The four weights shown below are separate weights. The TOTAL WEIGHT was weighed on a full length platform scale. **AXLE WEIGHTS CAN NOT BE CERTIFIED** and are **NOT LEGAL FOR TRADE, however, CAT SCALE COMPANY GUARANTEES THESE WEIGHTS TO BE CORRECT.**

DATE: 11-05-2009

SCALE LOCATION: 278
GEE-CEE'S TRUCKSTOP
I-5 AND EXIT 57
TOLEDO WA

STEER AXLE	23820	LB
DRIVE AXLE	34640	LB
TRAILER AXLE	52040	LB
TOTAL WEIGHT	110500	LB

4/440 Tare

COMPANY STANPALMER TRACTOR # 62 TRAILER # 62

WEIGHER'S SIGNATURE: Rachel Wallace FEE: 9.00 FULL WEIGH TICKET # _____ (IF REWEIGH)

RACHEL WALLACE

ONLY CERTIFIED WEIGHTS APPEAR BELOW THIS LINE

CERTIFIED WEIGHTS (imprint seal)

GROSS

TARE

NET

WEIGH NUMBER
7248

WEIGHMASTER CERTIFICATE

This is to certify that the following described commodity was weighed, measured, or counted by a Weighmaster, whose signature is on this Certificate, who is a recognized authority of accuracy, as prescribed by State Law.

COMMODITY WEIGHED: FREIGHT ALL KINDS
REMARKS: _____
TRACTOR LICENSE # _____ TRACTOR # _____
TRAILER LICENSE # _____ TRAILER # _____
TRAILER LICENSE # _____ TRAILER # _____

NAME OF WEIGHMASTER (print): _____
WEIGHMASTER SIGNATURE: _____

© CAT SCALE COMPANY® 12/0 (WA)

94414271
TICKET NUMBER

CAT SCALE

CERTIFIED AUTOMATED TRUCK SCALE

CAT SCALE COMPANY
P.O. BOX 630
WALCOTT, IA 52773
(563) 284-6263
www.catscale.com

1210
94447249

THE CAT SCALE GUARANTEE

The CAT Scale Company **GUARANTEES** that our scales will give an accurate weight. What makes us different from other scale companies is that we back up our guarantee with cash.©

IF YOU SHOULD GET AN OVERWEIGHT FINE, YOU SHOULD DO THE FOLLOWING TO GET THE PROBLEM RESOLVED:

1) Post bond and request a court date.
2) Call CAT Scale Company direct 24 hours a day at 1-877-CAT-SCALE (toll free).
3) IMMEDIATELY send a copy of the citation, CAT Scale ticket, your name, company, address, and phone number to CAT Scale Company Attn: Operations Manager.

THANK YOU FOR WEIGHING ON CAT SCALE!

The four weights shown below are separate weights. The TOTAL WEIGHT was weighed on a full length platform scale. **AXLE WEIGHTS CAN NOT BE CERTIFIED** and are **NOT LEGAL FOR TRADE, however, CAT SCALE COMPANY GUARANTEES THESE WEIGHTS TO BE CORRECT.**

DATE: 11-05-2009

SCALE LOCATION: 278
GEE-CEE'S TRUCKSTOP
I-5 AND EXIT 57
TOLEDO WA

STEER AXLE	15600	LB
DRIVE AXLE	41840	LB
TRAILER AXLE	46940	LB
TOTAL WEIGHT	104380	LB

COMPANY STAN PALMER CONST TRACTOR # 38 TRAILER # 37

WEIGHER'S SIGNATURE: Tia Ward FEE: 9.00 FULL WEIGH TICKET # _____ (IF REWEIGH)

TIA WARD

ONLY CERTIFIED WEIGHTS APPEAR BELOW THIS LINE

CERTIFIED WEIGHTS (imprint seal)

GROSS 104 380
TARE 41 600
NET 62,780
31.39 t

WEIGH NUMBER
7249

WEIGHMASTER CERTIFICATE

This is to certify that the following described commodity was weighed, measured, or counted by a Weighmaster, whose signature is on this Certificate, who is a recognized authority of accuracy, as prescribed by State Law.

COMMODITY WEIGHED: FREIGHT ALL KINDS
REMARKS: _____
TRACTOR LICENSE # _____ TRACTOR # _____
TRAILER LICENSE # _____ TRAILER # _____
TRAILER LICENSE # _____ TRAILER # _____

NAME OF WEIGHMASTER (print): _____
WEIGHMASTER SIGNATURE: _____

© CAT SCALE COMPANY® 12/0 (WA)

S4414272
TICKET NUMBER

CERTIFIED AUTOMATED TRUCK SCALE

CAT SCALE COMPANY
P.O. BOX 630
WALCOTT, IA 52773
(563) 284-6263
www.catscale.com

THE CAT SCALE GUARANTEE

The CAT Scale Company **GUARANTEES** that our scales will give an accurate weight. What makes us different from other scale companies is that we back up our guarantee with cash.©

IF YOU SHOULD GET AN OVERWEIGHT FINE, YOU SHOULD DO THE FOLLOWING TO GET THE PROBLEM RESOLVED:

1) Post bond and request a court date.
2) Call CAT Scale Company direct 24 hours a day at 1-877-CAT-SCALE (toll free).
3) IMMEDIATELY send a copy of the citation, CAT Scale ticket, your name, company, address, and phone number to CAT Scale Company Attn: Operations Manager.

THANK YOU FOR WEIGHING ON CAT SCALE!

The four weights shown below are separate weights. The TOTAL WEIGHT was weighed on a full length platform scale. **AXLE WEIGHTS CAN NOT BE CERTIFIED** and are **NOT LEGAL FOR TRADE, however, CAT SCALE COMPANY GUARANTEES THESE WEIGHTS TO BE CORRECT.**

DATE: 11-05-2009

SCALE LOCATION: 278
GEE-CEE'S TRUCKSTOP
I-5 AND EXIT 57
TOLEDO WA

STEER AXLE	19760	LB
DRIVE AXLE	39720	LB
TRAILER AXLE	49320	LB
TOTAL WEIGHT	108800	LB

COMPANY STAN PALMER CONST TRACTOR # 20 TRAILER # 42

WEIGHER'S SIGNATURE: Rachel Wallace FEE: 9.00 FULL WEIGH TICKET # _____ (IF REWEIGH)

RACHEL WALLACE

ONLY CERTIFIED WEIGHTS APPEAR BELOW THIS LINE

CERTIFIED WEIGHTS (Imprint seal)

GROSS 108800
TARE 43200
NET 65600

WEIGH NUMBER
7250

WEIGHMASTER CERTIFICATE

This is to certify that the following described commodity was weighed, measured, or counted by a Weighmaster, whose signature is on this Certificate, who is a recognized authority of accuracy, as prescribed by State Law.

COMMODITY WEIGHED: FREIGHT ALL KINDS
REMARKS: _____
TRACTOR LICENSE # _____ TRACTOR # _____
TRAILER LICENSE # _____ TRAILER # _____
TRAILER LICENSE # _____ TRAILER # _____

NAME OF WEIGHMASTER (print): _____
WEIGHMASTER SIGNATURE: _____

©CAT SCALE COMPANY 12A (WA)

TRUCK LOG SHEET

Ctrl #	DATE	TIME	CUSTOMER	HAULER, DRIVER & TRUCK#	GROSS/TARE WGT (LBS)	TICKET #	SYSTEM ID# (OFFICE USE ONLY)
3229	11-5-09	1:00	SCHNITZER	WILKINS 08-100	99460 40680		
3230	11-6-09	6:30	River gate	CRT - 41	89160 - 41720	2336	
3231	11/6/09	6:35	Schnitzer	Wilkins 08101	104760 40680		
3232	11 6 09	7:00	River Gate	CRT Bryan 44	90,360 41240	7337	
3233	11-8-09	730	Schutzer	wilkins 08105	97320 40840		
3234	11/6/09	8:45	Schnitzer	Wilkins Steve L17	103,520 41440		
3235	11-6-09	9:50	Stan Palmer	Steve #62	107,460 41,440	94414285	
3236	11-6-09	9:00	Stan Palmer	Mark 20	100240 43240	94414286	
3237	11 6 09	1010	Stan Palmer	Oliver 38	105740 41600	94414287	
3238	11-6-09	1055	Schnitzer	Wilkins - Red L16	95300 46660		
3239	11-6-09	11:45	Schnitzer	WILKINS 97-81	97,040 40,280		
3240	11-6-09	12:40	CDL RECYCLE	JORDAN 841	88,440 41,951	16746	
3241	11-6-09	1:00	SCHNITZER	WILKINS 08-100	97900 40760	7396	
3242	11-9-09	6:30	River gate	CRT - 41	88260 - 41640		
3243	11 9 09	6:50	Rivergate	CRT Bryan 44	88620 41440	7397	
3244	11-9-09	705	Schutzer	wilkins 08105	93440 40840		
3245	11/9/09	7:45	"	" 08101	89920 40720		
3246	11/9/09	9:10	Stan Palmer	Oliver 38	104,460 41600	4315	
3247	11-9-09	9:15	Stan Palmer	Steve #62	103,420 41440	4316	
3248	11-9-09	9:43	STAN PALMER	MARK F. #61	105,560 43.800	4318	
3249							
3250							
3251							
3252							

*** * * REMEMBER 25 MPH MAX SPEED THRU RESIDENTIAL AREAS * * ***

94414285

TICKET NUMBER

CERTIFIED AUTOMATED TRUCK SCALE

CAT SCALE COMPANY
P.O. BOX 630
WALCOTT, IA 52773
(563) 284-6263
www.catscale.com

THE CAT SCALE GUARANTEE

The CAT Scale Company **GUARANTEES** that our scales will give an accurate weight. What makes us different from other scale companies is that we back up our guarantee with cash.©

IF YOU SHOULD GET AN OVERWEIGHT FINE, YOU SHOULD DO THE FOLLOWING TO GET THE PROBLEM RESOLVED:

1) Post bond and request a court date.
2) Call CAT Scale Company direct 24 hours a day at 1-877-CAT-SCALE (toll free).
3) IMMEDIATELY send a copy of the citation, CAT Scale ticket, your name, company, address, and phone number to CAT Scale Company Attn: Operations Manager.

THANK YOU FOR WEIGHING ON CAT SCALE!

The four weights shown below are separate weights. The TOTAL WEIGHT was weighed on a full length platform scale. **AXLE WEIGHTS CAN NOT BE CERTIFIED** and are **NOT LEGAL FOR TRADE, however, CAT SCALE COMPANY GUARANTEES THESE WEIGHTS TO BE CORRECT.**

DATE: 11-06-2009

SCALE LOCATION: 278
GEE-CEE'S TRUCKSTOP
I-5 AND EXIT 57
TOLEDO WA

STEER AXLE	22000 lb
DRIVE AXLE	38820 lb
TRAILER AXLE	46640 lb
TOTAL WEIGHT	107460 lb

41440 Tare

818
94447263

COMPANY STAN PALMER CONST TRACTOR # 62 TRAILER # 42

WEIGHER'S SIGNATURE: KAREN SUTHERLAND FEE: 9.00 FULL WEIGH TICKET # (IF REWEIGH)

ONLY CERTIFIED WEIGHTS APPEAR BELOW THIS LINE

CERTIFIED WEIGHTS (imprint seal)

GROSS

TARE

NET

WEIGH NUMBER
7263

WEIGHMASTER CERTIFICATE

This is to certify that the following described commodity was weighed, measured, or counted by a Weighmaster, whose signature is on this Certificate, who is a recognized authority of accuracy, as prescribed by State Law.

COMMODITY WEIGHED: FREIGHT ALL KINDS
REMARKS:
TRACTOR LICENSE # TRACTOR #
TRAILER LICENSE # TRAILER #
TRAILER LICENSE # TRAILER #

NAME OF WEIGHMASTER (print):
WEIGHMASTER SIGNATURE:

© CAT SCALE COMPANY® 12/0 (WA)

94414286

TICKET NUMBER

CERTIFIED AUTOMATED TRUCK SCALE

CAT SCALE COMPANY
P.O. BOX 630
WALCOTT, IA 52773
(563) 284-6263
www.catscale.com

THE CAT SCALE GUARANTEE

The CAT Scale Company **GUARANTEES** that our scales will give an accurate weight. What makes us different from other scale companies is that we back up our guarantee with cash.©

IF YOU SHOULD GET AN OVERWEIGHT FINE, YOU SHOULD DO THE FOLLOWING TO GET THE PROBLEM RESOLVED:

1) Post bond and request a court date.
2) Call CAT Scale Company direct 24 hours a day at 1-877-CAT-SCALE (toll free).
3) IMMEDIATELY send a copy of the citation, CAT Scale ticket, your name, company, address, and phone number to CAT Scale Company Attn: Operations Manager.

THANK YOU FOR WEIGHING ON CAT SCALE!

The four weights shown below are separate weights. The TOTAL WEIGHT was weighed on a full length platform scale. **AXLE WEIGHTS CAN NOT BE CERTIFIED** and are **NOT LEGAL FOR TRADE, however, CAT SCALE COMPANY GUARANTEES THESE WEIGHTS TO BE CORRECT.**

DATE: 11-06-2009

SCALE LOCATION: 278
GEE-CEE'S TRUCKSTOP
I-5 AND EXIT 57
TOLEDO WA

STEER AXLE	19180 lb
DRIVE AXLE	33900 lb
TRAILER AXLE	47160 lb
TOTAL WEIGHT	100240 lb

COMPANY STAN PALMER CONST TRACTOR # 20 TRAILER # 42

WEIGHER'S SIGNATURE: RACHEL WALLACE FEE: 9.00 FULL WEIGH TICKET # (IF REWEIGH)

ONLY CERTIFIED WEIGHTS APPEAR BELOW THIS LINE

CERTIFIED WEIGHTS (imprint seal)

GROSS 100 240

TARE 43 200

NET 57 040

WEIGH NUMBER
7264

WEIGHMASTER CERTIFICATE

This is to certify that the following described commodity was weighed, measured, or counted by a Weighmaster, whose signature is on this Certificate, who is a recognized authority of accuracy, as prescribed by State Law.

COMMODITY WEIGHED: FREIGHT ALL KINDS
REMARKS:
TRACTOR LICENSE # TRACTOR #
TRAILER LICENSE # TRAILER #
TRAILER LICENSE # TRAILER #

NAME OF WEIGHMASTER (print):
WEIGHMASTER SIGNATURE:

© CAT SCALE COMPANY® 12/0 (WA)

94414287
TICKET NUMBER

CERTIFIED AUTOMATED TRUCK SCALE

CAT SCALE COMPANY
P.O. BOX 630
WALCOTT, IA 52773
(563) 284-6263
www.catscale.com

923
94447265

THE CAT SCALE GUARANTEE

The CAT Scale Company **GUARANTEES** that our scales will give an accurate weight. What makes us different from other scale companies is that we back up our guarantee with cash.©

IF YOU SHOULD GET AN OVERWEIGHT FINE, YOU SHOULD DO THE FOLLOWING TO GET THE PROBLEM RESOLVED:

1) Post bond and request a court date.
2) Call CAT Scale Company direct 24 hours a day at 1-877-CAT-SCALE (toll free).
3) IMMEDIATELY send a copy of the citation, CAT Scale ticket, your name, company, address, and phone number to CAT Scale Company Attn: Operations Manager.

THANK YOU FOR WEIGHING ON CAT SCALE!

The four weights shown below are separate weights. The TOTAL WEIGHT was weighed on a full length platform scale. **AXLE WEIGHTS CAN NOT BE CERTIFIED** and are **NOT LEGAL FOR TRADE, however, CAT SCALE COMPANY GUARANTEES THESE WEIGHTS TO BE CORRECT.**

DATE: 11-06-2009

SCALE LOCATION: 278
GEE-CEE'S TRUCKSTOP
I-5 AND EXIT 57
TOLEDO WA

STEER AXLE	16700 lb
DRIVE AXLE	41440 lb
TRAILER AXLE	47600 lb
TOTAL WEIGHT	105740 lb

COMPANY STANPALMER TRACTOR # 38 TRAILER # 35

WEIGHER'S SIGNATURE: Tia Ward
TIA WARD

FEE: 9.00

FULL WEIGH TICKET # (IF REWEIGH)

ONLY CERTIFIED WEIGHTS APPEAR BELOW THIS LINE

CERTIFIED WEIGHTS
(imprint seal)

GROSS 105740
TARE 41600
NET 64140
32.07

WEIGH NUMBER
7265

WEIGHMASTER CERTIFICATE

This is to certify that the following described commodity was weighed, measured, or counted by a Weighmaster, whose signature is on this Certificate, who is a recognized authority of accuracy, as prescribed by State Law.

COMMODITY WEIGHED: FREIGHT ALL KINDS
REMARKS:
TRACTOR LICENSE # TRACTOR #
TRAILER LICENSE # TRAILER #
TRAILER LICENSE # TRAILER #

NAME OF WEIGHMASTER (print):
WEIGHMASTER SIGNATURE:

© CAT SCALE COMPANY 12/0 (WA)

TRUCK LOG SHEET

Ctrl #	DATE	TIME	CUSTOMER	HAULER, DRIVER & TRUCK#	GROSS/TARE WGT (LBS)	TICKET #	SYSTEM ID# (OFFICE USE ONLY)
3229	11-5-09	1:00	SCHNITZER	WILKINS 08-100	99660 40680	99660	
3230	11-6-09	6:38	River Gate	CRT - 41	89160 - 41220	2336	
3231	11/6/09	6:35	Schnitzer	Wilkins 08101	104100 40680	104100	
3232	11 6 09	9:00	RiverGate	CRT Bryan 44	90,360 41240	7337	
3233	11-8-09	730	Schutzer	wilkins 08105	97920 40840	97920	
3234	11/6/09	8:45	Schnitzer	Wilkins Steve 17	103,520 41,440	103520	
3235	11-6-09	8:50	Stan Palmer	Steve #62	107,460 41,440	4285	
3236	11-6-09	9:00	Stan Palmer	Mark 20	100240 43240	4284	
3237	11 6 09	1010	Stan Palmer	Oliver 38	105.740 41600	4287	
3238	11-6-09	1055	Schnitzer	Wilkins Rod L16	95300 46660	95300	
3239	11-6-09	11:45	Schnitzer	Wilkins 97-81	97,040 40,280	97040	
3240	11-6-09	12:40	CDL RECYCLE	JORDAN 041	88,440 41,951	16746	
3241	11-6-09	1:00	SCHNITZER	WILKINS 08-100	97900 40760	97900	
3242	11-9-09	6:50	River gate	CRT - 41	88260 - 41640	7396	
3243	11 9 09	6:50	Rivergate	CRT Bryan 44	88620 41440	7397	
3244	11-9-09	705	Schutzer	wilkins 08105	93440 40840	93140	
3245	11/9/09	7:45	"	" 08101	98920 40720	98920	
3246	11/9/09	9 10	Stan Palmer	Oliver 38	104,460 41600	4315	
3247	11-9-09	9:15	Stan Palmer	Steve #62	103,420 41440	4316	
3248	11-9-09	9:43	STAN PALMER	MARK F. #61	105,560 43,800	4318	
3249	11/9/09	11:40	Schnitzer	Wilkins 08101	100260 41640	100260	
3250	11-9-09	1:15	Stan Palmer	Steve #62	104,780 41440	4322	
3251	11 9 09	11:14	Stan Palmer	Oliver 38	102660 41600	4323	
3252	11-9-09	1:50	STAN PALMER	MARK F. #61	106120 - 43800	4326	

*** REMEMBER 25 MPH MAX SPEED THRU RESIDENTIAL AREAS ***

94414315
TICKET NUMBER

CERTIFIED AUTOMATED TRUCK SCALE

CAT SCALE COMPANY
P.O. BOX 630
WALCOTT, IA 52773
(563) 284-6263
www.catscale.com

THE CAT SCALE GUARANTEE

The CAT Scale Company **GUARANTEES** that our scales will give an accurate weight. What makes us different from other scale companies is that we back up our guarantee with cash.®

IF YOU SHOULD GET AN OVERWEIGHT FINE, YOU SHOULD DO THE FOLLOWING TO GET THE PROBLEM RESOLVED:

1) Post bond and request a court date.
2) Call CAT Scale Company direct 24 hours a day at 1-877-CAT-SCALE (toll free).
3) IMMEDIATELY send a copy of the citation, CAT Scale ticket, your name, company, address, and phone number to CAT Scale Company Attn: Operations Manager.

THANK YOU FOR WEIGHING ON CAT SCALE!

The four weights shown below are separate weights. The TOTAL WEIGHT was weighed on a full length platform scale. **AXLE WEIGHTS CAN NOT BE CERTIFIED** and are **NOT LEGAL FOR TRADE, however, CAT SCALE COMPANY GUARANTEES THESE WEIGHTS TO BE CORRECT.**

DATE: 11-09-2009

SCALE LOCATION: 278
GEE-CEE'S TRUCKSTOP
I-5 AND EXIT 57
TOLEDO WA

STEER AXLE	17240 lb
DRIVE AXLE	38300 lb
TRAILER AXLE	48920 lb
TOTAL WEIGHT	104460 lb

832
94414315

COMPANY STAN PALMER CONST TRACTOR # 36 TRAILER # 39

WEIGHER'S SIGNATURE: Rachel Wallace FEE: 9.00 FULL WEIGH TICKET #: _____ (IF REWEIGH)
RACHEL WALLACE

ONLY CERTIFIED WEIGHTS APPEAR BELOW THIS LINE

CERTIFIED WEIGHTS (imprint seal)

GROSS 104460
TARE 41600
NET 62860
31.43 T

WEIGH NUMBER
4315

WEIGHMASTER CERTIFICATE

This is to certify that the following described commodity was weighed, measured, or counted by a Weighmaster, whose signature is on this Certificate, who is a recognized authority of accuracy, as prescribed by State Law.

COMMODITY WEIGHED: FREIGHT ALL KINDS
REMARKS: _____
TRACTOR LICENSE # _____ TRACTOR # _____
TRAILER LICENSE # _____ TRAILER # _____
TRAILER LICENSE # _____ TRAILER # _____

NAME OF WEIGHMASTER (print): _____
WEIGHMASTER SIGNATURE: _____

© CAT SCALE COMPANY® 124 (WA)

94414316
TICKET NUMBER

CERTIFIED AUTOMATED TRUCK SCALE

CAT SCALE COMPANY
P.O. BOX 630
WALCOTT, IA 52773
(563) 284-6263
www.catscale.com

THE CAT SCALE GUARANTEE

The CAT Scale Company **GUARANTEES** that our scales will give an accurate weight. What makes us different from other scale companies is that we back up our guarantee with cash.®

IF YOU SHOULD GET AN OVERWEIGHT FINE, YOU SHOULD DO THE FOLLOWING TO GET THE PROBLEM RESOLVED:

1) Post bond and request a court date.
2) Call CAT Scale Company direct 24 hours a day at 1-877-CAT-SCALE (toll free).
3) IMMEDIATELY send a copy of the citation, CAT Scale ticket, your name, company, address, and phone number to CAT Scale Company Attn: Operations Manager.

THANK YOU FOR WEIGHING ON CAT SCALE!

The four weights shown below are separate weights. The TOTAL WEIGHT was weighed on a full length platform scale. **AXLE WEIGHTS CAN NOT BE CERTIFIED** and are **NOT LEGAL FOR TRADE, however, CAT SCALE COMPANY GUARANTEES THESE WEIGHTS TO BE CORRECT.**

DATE: 11-09-2009

SCALE LOCATION: 278
GEE-CEE'S TRUCKSTOP
I-5 AND EXIT 57
TOLEDO WA

STEER AXLE	23760 lb
DRIVE AXLE	30580 lb
TRAILER AXLE	49080 lb
TOTAL WEIGHT	103420 lb

842
94414316

COMPANY STAN PALMER CONST TRACTOR # 62 TRAILER # 62

WEIGHER'S SIGNATURE: Rachel Wallace FEE: 9.00 FULL WEIGH TICKET #: _____ (IF REWEIGH)
RACHEL WALLACE

ONLY CERTIFIED WEIGHTS APPEAR BELOW THIS LINE

CERTIFIED WEIGHTS (imprint seal)

GROSS
TARE 41,440
NET

WEIGH NUMBER
4316

WEIGHMASTER CERTIFICATE

This is to certify that the following described commodity was weighed, measured, or counted by a Weighmaster, whose signature is on this Certificate, who is a recognized authority of accuracy, as prescribed by State Law.

COMMODITY WEIGHED: FREIGHT ALL KINDS
REMARKS: _____
TRACTOR LICENSE # _____ TRACTOR # _____
TRAILER LICENSE # _____ TRAILER # _____
TRAILER LICENSE # _____ TRAILER # _____

NAME OF WEIGHMASTER (print): _____
WEIGHMASTER SIGNATURE: _____

© CAT SCALE COMPANY® (WA)

S4414318

TICKET NUMBER

CERTIFIED AUTOMATED TRUCK SCALE

CAT SCALE COMPANY
P.O. BOX 630
WALCOTT, IA 52773
(563) 284-6263
www.catscale.com

THE CAT SCALE GUARANTEE

The CAT Scale Company **GUARANTEES** that our scales will give an accurate weight. What makes us different from other scale companies is that we back up our guarantee with cash.©

IF YOU SHOULD GET AN OVERWEIGHT FINE, YOU SHOULD DO THE FOLLOWING TO GET THE PROBLEM RESOLVED:

1) Post bond and request a court date.
2) Call CAT Scale Company direct 24 hours a day at 1-877-CAT-SCALE (toll free).
3) IMMEDIATELY send a copy of the citation, CAT Scale ticket, your name, company, address, and phone number to CAT Scale Company Attn: Operations Manager.

THANK YOU FOR WEIGHING ON CAT SCALE

The four weights shown below are separate weights. The TOTAL WEIGHT was weighed on a full length platform scale. **AXLE WEIGHTS CAN NOT BE CERTIFIED** and are **NOT LEGAL FOR TRADE, however, CAT SCALE COMPANY GUARANTEES THESE WEIGHTS TO BE CORRECT.**

DATE: 11-09-2009

SCALE LOCATION: 278
GEE-CEE'S TRUCKSTOP
I-5 AND EXIT 57
TOLEDO WA

STEER AXLE	21580 lb
DRIVE AXLE	33760 lb
TRAILER AXLE	50220 lb
TOTAL WEIGHT	105560 lb

COMPANY STAN PALMER CONST — TRACTOR # 61 — TRAILER # 42

WEIGHER'S SIGNATURE: RACHEL WALLACE — FEE: 9.00 — FULL WEIGH TICKET # ____ (IF REWEIGH)

ONLY CERTIFIED WEIGHTS APPEAR BELOW THIS LINE

CERTIFIED WEIGHTS (imprint seal)

GROSS

TARE 43,800

NET

WEIGH NUMBER 4318

WEIGHMASTER CERTIFICATE

This is to certify that the following described commodity was weighed, measured, or counted by a Weighmaster, whose signature is on this Certificate, who is a recognized authority of accuracy, as prescribed by State Law.

COMMODITY WEIGHED: FREIGHT ALL KINDS
REMARKS:
TRACTOR LICENSE # ____ TRACTOR # ____
TRAILER LICENSE # ____ TRAILER # ____
TRAILER LICENSE # ____ TRAILER # ____

NAME OF WEIGHMASTER (print): ____
WEIGHMASTER SIGNATURE: ____

© CAT SCALE COMPANY® 12
(WA)

S4414322

TICKET NUMBER

CERTIFIED AUTOMATED TRUCK SCALE

CAT SCALE COMPANY
P.O. BOX 630
WALCOTT, IA 52773
(563) 284-6263
www.catscale.com

THE CAT SCALE GUARANTEE

The CAT Scale Company **GUARANTEES** that our scales will give an accurate weight. What makes us different from other scale companies is that we back up our guarantee with cash.©

IF YOU SHOULD GET AN OVERWEIGHT FINE, YOU SHOULD DO THE FOLLOWING TO GET THE PROBLEM RESOLVED:

1) Post bond and request a court date.
2) Call CAT Scale Company direct 24 hours a day at 1-877-CAT-SCALE (toll free).
3) IMMEDIATELY send a copy of the citation, CAT Scale ticket, your name, company, address, and phone number to CAT Scale Company Attn: Operations Manager.

THANK YOU FOR WEIGHING ON CAT SCALE!

The four weights shown below are separate weights. The TOTAL WEIGHT was weighed on a full length platform scale. **AXLE WEIGHTS CAN NOT BE CERTIFIED** and are **NOT LEGAL FOR TRADE, however, CAT SCALE COMPANY GUARANTEES THESE WEIGHTS TO BE CORRECT.**

DATE: 11-09-2009

SCALE LOCATION: 278
GEE-CEE'S TRUCKSTOP
I-5 AND EXIT 57
TOLEDO WA

STEER AXLE	23320 lb
DRIVE AXLE	30920 lb
TRAILER AXLE	50540 lb
TOTAL WEIGHT	104780 lb

COMPANY STAN PALMER CONST — TRACTOR # 62 — TRAILER # 62

WEIGHER'S SIGNATURE: TIA WARD — FEE: 9.00 — FULL WEIGH TICKET # ____ (IF REWEIGH)

ONLY CERTIFIED WEIGHTS APPEAR BELOW THIS LINE

CERTIFIED WEIGHTS (imprint seal)

GROSS

TARE 41440

NET

WEIGH NUMBER 4322

WEIGHMASTER CERTIFICATE

This is to certify that the following described commodity was weighed, measured, or counted by a Weighmaster, whose signature is on this Certificate, who is a recognized authority of accuracy, as prescribed by State Law.

COMMODITY WEIGHED: FREIGHT ALL KINDS
REMARKS:
TRACTOR LICENSE # ____ TRACTOR # ____
TRAILER LICENSE # ____ TRAILER # ____
TRAILER LICENSE # ____ TRAILER # ____

NAME OF WEIGHMASTER (print): ____
WEIGHMASTER SIGNATURE: ____

© CAT SCALE COMPANY® 12/0
(WA)

94414323
TICKET NUMBER

CERTIFIED AUTOMATED TRUCK SCALE

CAT SCALE COMPANY
P.O. BOX 630
WALCOTT, IA 52773
(563) 284-6263
www.catscale.com

THE CAT SCALE GUARANTEE

The CAT Scale Company **GUARANTEES** that our scales will give an accurate weight. What makes us different from other scale companies is that we back up our guarantee with cash.©

IF YOU SHOULD GET AN OVERWEIGHT FINE, YOU SHOULD DO THE FOLLOWING TO GET THE PROBLEM RESOLVED:

1) Post bond and request a court date.
2) Call CAT Scale Company direct 24 hours a day at 1-877-CAT-SCALE (toll free).
3) **IMMEDIATELY** send a copy of the citation, CAT Scale ticket, your name, company, address, and phone number to CAT Scale Company Attn: Operations Manager.

THANK YOU FOR WEIGHING ON CAT SCALE!

The four weights shown below are separate weights. The TOTAL WEIGHT was weighed on a full length platform scale. **AXLE WEIGHTS CAN NOT BE CERTIFIED** and are **NOT LEGAL FOR TRADE, however, CAT SCALE COMPANY GUARANTEES THESE WEIGHTS TO BE CORRECT.**

DATE: 11-09-2009

SCALE LOCATION: 278
GEE-CEE'S TRUCKSTOP
I-5 AND EXIT 57
TOLEDO WA

STEER AXLE	16640 lb
DRIVE AXLE	37900 lb
TRAILER AXLE	48120 lb
TOTAL WEIGHT	102660 lb

1232
94414323

COMPANY STANPALMER TRACTOR # 38 TRAILER # 39

WEIGHER'S SIGNATURE: [signature] TIA WARD FEE: 9.00 FULL WEIGH TICKET # _____ (IF REWEIGH)

ONLY CERTIFIED WEIGHTS APPEAR BELOW THIS LINE

CERTIFIED WEIGHTS (imprint seal)

GROSS 102660
TARE 41600
NET 61060
30.53

WEIGH NUMBER
4323

WEIGHMASTER CERTIFICATE

This is to certify that the following described commodity was weighed, measured, or counted by a Weighmaster, whose signature is on this Certificate, who is a recognized authority of accuracy, as prescribed by State Law.

COMMODITY WEIGHED: FREIGHT ALL KINDS
REMARKS: _____
TRACTOR LICENSE # _____ TRACTOR # _____
TRAILER LICENSE # _____ TRAILER # _____
TRAILER LICENSE # _____ TRAILER # _____

NAME OF WEIGHMASTER (print): _____
WEIGHMASTER SIGNATURE: _____

© CAT SCALE COMPANY® 12/ (WA)

94414326
TICKET NUMBER

CERTIFIED AUTOMATED TRUCK SCALE

CAT SCALE COMPANY
P.O. BOX 630
WALCOTT, IA 52773
(563) 284-6263
www.catscale.com

THE CAT SCALE GUARANTEE

The CAT Scale Company **GUARANTEES** that our scales will give an accurate weight. What makes us different from other scale companies is that we back up our guarantee with cash.©

IF YOU SHOULD GET AN OVERWEIGHT FINE, YOU SHOULD DO THE FOLLOWING TO GET THE PROBLEM RESOLVED:

1) Post bond and request a court date.
2) Call CAT Scale Company direct 24 hours a day at 1-877-CAT-SCALE (toll free).
3) IMMEDIATELY send a copy of the citation, CAT Scale ticket, your name, company, address, and phone number to CAT Scale Company Attn: Operations Manager.

THANK YOU FOR WEIGHING ON CAT SCALE!

The four weights shown below are separate weights. The TOTAL WEIGHT was weighed on a full length platform scale. **AXLE WEIGHTS CAN NOT BE CERTIFIED** and are **NOT LEGAL FOR TRADE, however, CAT SCALE COMPANY GUARANTEES THESE WEIGHTS TO BE CORRECT.**

DATE: 11-09-2009

SCALE LOCATION: 278
GEE-CEE'S TRUCKSTOP
I-5 AND EXIT 57
TOLEDO WA

STEER AXLE	21220 lb
DRIVE AXLE	33220 lb
TRAILER AXLE	51680 lb
TOTAL WEIGHT	106120 lb

COMPANY STAN PALMER CONST TRACTOR # 61 TRAILER # 42

WEIGHER'S SIGNATURE: [signature] RACHEL WALLACE FEE 9.00 FULL WEIGH TICKET # _____ (IF REWEIGH)

ONLY CERTIFIED WEIGHTS APPEAR BELOW THIS LINE

CERTIFIED WEIGHTS (imprint seal)

GROSS
TARE 43800
NET

WEIGH NUMBER
4326

WEIGHMASTER CERTIFICATE

This is to certify that the following described commodity was weighed, measured, or counted by a Weighmaster, whose signature is on this Certificate, who is a recognized authority of accuracy, as prescribed by State Law.

COMMODITY WEIGHED: FREIGHT ALL KINDS
REMARKS: _____
TRACTOR LICENSE # _____ TRACTOR # _____
TRAILER LICENSE # _____ TRAILER # _____
TRAILER LICENSE # _____ TRAILER # _____

NAME OF WEIGHMASTER (print): _____
WEIGHMASTER SIGNATURE: _____

© CAT SCALE COMPANY® 12/ (WA)

TRUCK LOG SHEET

Ctrl #	DATE	TIME	CUSTOMER	HAULER, DRIVER & TRUCK#	GROSS/TARE WGT (LBS)	TICKET #	SYSTEM ID# (OFFICE USE ONLY)
3253	11-10-09	6:45	Rivergate	CRT - 41	88.280 - 41680	7433	
3254	11 10 09	7:05	Rivergate	CRT Brian 44	88,960 41440	7434	
3255	11/10/09	8:05	Schnitzer	Williams 08101	102920 41180		
3256	11-10-09	9:15	Stan Palmer	Steve #62	106960 41440	4346	
3257	11-10-09	9:30	STAN PALMER	MARK F. #61	105000 - 43800	4348	
3258	11 10 09	9:31	Stan Palmer	Oliver 38	104400 - 41600	4347	
3259	11-10-09	12:55	CDL Recycle	JORDAN # 641	88,960 41,951	16791	
3260	11-10-09	1:00	Schnitzer	WILKINS 97-81	88,680 - 40,240		
3261	11-10-09	1:00	Stan Palmer	Steve #67	103,420 41440	4359	
3262	11-10-09	1:30	STAN PALMER	MARK F. #61	111,580 - 43800	4361	
3263	11 10 09	1:32	Stan Palmer	Oliver #38	100440 41600	4363	
3264	11-11-09	6:30	Rivergate	CRT - #41	88620 41520	7482	
3265	11/11/09	6:45	Schnitzer	Williams 08101	103500 40660		
3266	11-11-09	9:15	" "	" " 08605	102600 41420		
3267	11-11-09	9:45	Stan Palmer	Steve #67	98,580 41,440	4379	
3268	11 11 09	9:46	Stan Palmer	Oliver 38	105640 41600	4378	
3269							
3270							
3271							
3272							
3273							
3274							
3275							
3276							

*** * * REMEMBER 25 MPH MAX SPEED THRU RESIDENTIAL AREAS * * ***

S4414346

TICKET NUMBER

CERTIFIED AUTOMATED TRUCK SCALE

CAT SCALE COMPANY
P.O. BOX 630
WALCOTT, IA 52773
(563) 284-6263
www.catscale.com

THE CAT SCALE GUARANTEE

The CAT Scale Company **GUARANTEES** that our scales will give an accurate weight. What makes us different from other scale companies is that we back up our guarantee with cash.©

IF YOU SHOULD GET AN OVERWEIGHT FINE, YOU SHOULD DO THE FOLLOWING TO GET THE PROBLEM RESOLVED:

1) Post bond and request a court date.
2) Call CAT Scale Company direct 24 hours a day at 1-877-CAT-SCALE (toll free).
3) IMMEDIATELY send a copy of the citation, CAT Scale ticket, your name, company, address, and phone number to CAT Scale Company Attn: Operations Manager.

THANK YOU FOR WEIGHING ON CAT SCALE!

The four weights shown below are separate weights. The TOTAL WEIGHT was weighed on a full length platform scale. **AXLE WEIGHTS CAN NOT BE CERTIFIED** and are **NOT LEGAL FOR TRADE, however, CAT SCALE COMPANY GUARANTEES THESE WEIGHTS TO BE CORRECT.**

DATE: 11-10-2009

SCALE LOCATION: 278
GEE-CEE'S TRUCKSTOP
I-5 AND EXIT 57
TOLEDO WA

STEER AXLE	23260 lb
DRIVE AXLE	31680 lb
TRAILER AXLE	52020 lb
TOTAL WEIGHT	106960 lb

COMPANY STAN PALMER CONST TRACTOR # 62 TRAILER # 42

WEIGHER'S SIGNATURE: TIA WARD FEE: 9.00 FULL WEIGH TICKET # (IF REWEIGH)

ONLY CERTIFIED WEIGHTS APPEAR BELOW THIS LINE

CERTIFIED WEIGHTS (imprint seal)

GROSS

TARE 41440

NET

WEIGH NUMBER 4346

WEIGHMASTER CERTIFICATE

This is to certify that the following described commodity was weighed, measured, or counted by a Weighmaster, whose signature is on this Certificate, who is a recognized authority of accuracy, as prescribed by State Law.

COMMODITY WEIGHED: FREIGHT ALL KINDS
REMARKS:
TRACTOR LICENSE # TRACTOR #
TRAILER LICENSE # TRAILER #
TRAILER LICENSE # TRAILER #

NAME OF WEIGHMASTER (print):
WEIGHMASTER SIGNATURE:

© CAT SCALE COMPANY® 12/ (WA)

S4414348

TICKET NUMBER

CERTIFIED AUTOMATED TRUCK SCALE

CAT SCALE COMPANY
P.O. BOX 630
WALCOTT, IA 52773
(563) 284-6263
www.catscale.com

THE CAT SCALE GUARANTEE

The CAT Scale Company **GUARANTEES** that our scales will give an accurate weight. What makes us different from other scale companies is that we back up our guarantee with cash.©

IF YOU SHOULD GET AN OVERWEIGHT FINE, YOU SHOULD DO THE FOLLOWING TO GET THE PROBLEM RESOLVED:

1) Post bond and request a court date.
2) Call CAT Scale Company direct 24 hours a day at 1-877-CAT-SCALE (toll free).
3) IMMEDIATELY send a copy of the citation, CAT Scale ticket, your name, company, address, and phone number to CAT Scale Company Attn: Operations Manager.

THANK YOU FOR WEIGHING ON CAT SCALE!

The four weights shown below are separate weights. The TOTAL WEIGHT was weighed on a full length platform scale. **AXLE WEIGHTS CAN NOT BE CERTIFIED** and are **NOT LEGAL FOR TRADE, however, CAT SCALE COMPANY GUARANTEES THESE WEIGHTS TO BE CORRECT.**

DATE: 11-10-2009

SCALE LOCATION: 278
GEE-CEE'S TRUCKSTOP
I-5 AND EXIT 57
TOLEDO WA

STEER AXLE	21520 lb
DRIVE AXLE	34080 lb
TRAILER AXLE	49420 lb
TOTAL WEIGHT	105020 lb

COMPANY STAN PALMER CONST TRACTOR # 61 TRAILER # 42

WEIGHER'S SIGNATURE: TIA WARD FEE: 9.00 FULL WEIGH TICKET # (IF REWEIGH)

ONLY CERTIFIED WEIGHTS APPEAR BELOW THIS LINE

CERTIFIED WEIGHTS (imprint seal)

GROSS 105020

TARE 43500

NET 61520 - 30.6

WEIGH NUMBER 4348

WEIGHMASTER CERTIFICATE

This is to certify that the following described commodity was weighed, measured, or counted by a Weighmaster, whose signature is on this Certificate, who is a recognized authority of accuracy, as prescribed by State Law.

COMMODITY WEIGHED: FREIGHT ALL KINDS
REMARKS:
TRACTOR LICENSE # TRACTOR #
TRAILER LICENSE # TRAILER #
TRAILER LICENSE # TRAILER #

NAME OF WEIGHMASTER (print):
WEIGHMASTER SIGNATURE:

© CAT SCALE COMPANY® 12/ (WA)

94414347
TICKET NUMBER

CAT SCALE

CERTIFIED AUTOMATED TRUCK SCALE

CAT SCALE COMPANY
P.O. BOX 630
WALCOTT, IA 52773
(563) 284-6263
www.catscale.com

849
94414347

THE CAT SCALE GUARANTEE

The CAT Scale Company **GUARANTEES** that our scales will give an accurate weight. What makes us different from other scale companies is that we back up our guarantee with cash.©

IF YOU SHOULD GET AN OVERWEIGHT FINE, YOU SHOULD DO THE FOLLOWING TO GET THE PROBLEM RESOLVED:

1) Post bond and request a court date.
2) Call CAT Scale Company direct 24 hours a day at 1-877-CAT-SCALE (toll free).
3) IMMEDIATELY send a copy of the citation, CAT Scale ticket, your name, company, address, and phone number to CAT Scale Company Attn: Operations Manager.

THANK YOU FOR WEIGHING ON CAT SCALE!

The four weights shown below are separate weights. The TOTAL WEIGHT was weighed on a full length platform scale. **AXLE WEIGHTS CAN NOT BE CERTIFIED** and are **NOT LEGAL FOR TRADE, however, CAT SCALE COMPANY GUARANTEES THESE WEIGHTS TO BE CORRECT.**

DATE: 11-10-2009

SCALE LOCATION: 278
GEE-CEE'S TRUCKSTOP
I-5 AND EXIT 57
TOLEDO WA

STEER AXLE	16580 lb
DRIVE AXLE	38760 lb
TRAILER AXLE	49060 lb
TOTAL WEIGHT	104400 lb

COMPANY STAN PALMER CONST TRACTOR # 38 TRAILER # 29

WEIGHER'S SIGNATURE: RACHEL WALLACE FEE: 9.00 FULL WEIGH TICKET # (IF REWEIGH)

ONLY CERTIFIED WEIGHTS APPEAR BELOW THIS LINE

CERTIFIED WEIGHTS
(imprint seal)

GROSS 104400
TARE 41600
NET 62800
31.40
WEIGH NUMBER
43447

WEIGHMASTER CERTIFICATE

This is to certify that the following described commodity was weighed, measured, or counted by a Weighmaster, whose signature is on this Certificate, who is a recognized authority of accuracy, as prescribed by State Law.

COMMODITY WEIGHED: FREIGHT ALL KINDS
REMARKS:
TRACTOR LICENSE # TRACTOR #
TRAILER LICENSE # TRAILER #
TRAILER LICENSE # TRAILER #

NAME OF WEIGHMASTER (print):
WEIGHMASTER SIGNATURE:

© CAT SCALE COMPANY® 12/0 (WA)

94414359
TICKET NUMBER

CAT SCALE

CERTIFIED AUTOMATED TRUCK SCALE

CAT SCALE COMPANY
P.O. BOX 630
WALCOTT, IA 52773
(563) 284-6263
www.catscale.com

THE CAT SCALE GUARANTEE

The CAT Scale Company **GUARANTEES** that our scales will give an accurate weight. What makes us different from other scale companies is that we back up our guarantee with cash.©

IF YOU SHOULD GET AN OVERWEIGHT FINE, YOU SHOULD DO THE FOLLOWING TO GET THE PROBLEM RESOLVED:

1) Post bond and request a court date.
2) Call CAT Scale Company direct 24 hours a day at 1-877-CAT-SCALE (toll free).
3) IMMEDIATELY send a copy of the citation, CAT Scale ticket, your name, company, address, and phone number to CAT Scale Company Attn: Operations Manager.

THANK YOU FOR WEIGHING ON CAT SCALE!

The four weights shown below are separate weights. The TOTAL WEIGHT was weighed on a full length platform scale. **AXLE WEIGHTS CAN NOT BE CERTIFIED** and are **NOT LEGAL FOR TRADE, however, CAT SCALE COMPANY GUARANTEES THESE WEIGHTS TO BE CORRECT.**

DATE: 11-10-2009

SCALE LOCATION: 278
GEE-CEE'S TRUCKSTOP
I-5 AND EXIT 57
TOLEDO WA

STEER AXLE	21860 lb
DRIVE AXLE	33480 lb
TRAILER AXLE	48080 lb
TOTAL WEIGHT	103420 lb

COMPANY STAN PALMER CONST TRACTOR # 62 TRAILER # 421

WEIGHER'S SIGNATURE: TIA WARD FEE: 9.00 FULL WEIGH TICKET # (IF REWEIGH)

ONLY CERTIFIED WEIGHTS APPEAR BELOW THIS LINE

CERTIFIED WEIGHTS
(imprint seal)

GROSS
TARE 41440
NET

WEIGH NUMBER
43597

WEIGHMASTER CERTIFICATE

This is to certify that the following described commodity was weighed, measured, or counted by a Weighmaster, whose signature is on this Certificate, who is a recognized authority of accuracy, as prescribed by State Law.

COMMODITY WEIGHED: FREIGHT ALL KINDS
REMARKS:
TRACTOR LICENSE # TRACTOR #
TRAILER LICENSE # TRAILER #
TRAILER LICENSE # TRAILER #

NAME OF WEIGHMASTER (print):
WEIGHMASTER SIGNATURE:

© CAT SCALE COMPANY® 12/0 (WA)

94414361

TICKET NUMBER

CAT SCALE

CERTIFIED AUTOMATED TRUCK SCALE

CAT SCALE COMPANY
P.O. BOX 630
WALCOTT, IA 52773
(563) 284-6263
www.catscale.com

THE CAT SCALE GUARANTEE

The CAT Scale Company **GUARANTEES** that our scales will give an accurate weight. What makes us different from other scale companies is that we back up our guarantee with cash.®

IF YOU SHOULD GET AN OVERWEIGHT FINE, YOU SHOULD DO THE FOLLOWING TO GET THE PROBLEM RESOLVED:

1) Post bond and request a court date.
2) Call CAT Scale Company direct 24 hours a day at 1-877-CAT-SCALE (toll free).
3) IMMEDIATELY send a copy of the citation, CAT Scale ticket, your name, company, address, and phone number to CAT Scale Company Attn: Operations Manager.

THANK YOU FOR WEIGHING ON CAT SCALE!

The four weights shown below are separate weights. The TOTAL WEIGHT was weighed on a full length platform scale. **AXLE WEIGHTS CAN NOT BE CERTIFIED** and are **NOT LEGAL FOR TRADE, however, CAT SCALE COMPANY GUARANTEES THESE WEIGHTS TO BE CORRECT.**

DATE: 11-10-2009

SCALE LOCATION: 278
GEE-CEE'S TRUCKSTOP
I-5 AND EXIT 57
TOLEDO WA

STEER AXLE	21740 lb
DRIVE AXLE	37720 lb
TRAILER AXLE	52120 lb
TOTAL WEIGHT	111580 lb

COMPANY STAN PALMER CONST TRACTOR # 61 TRAILER # 42

WEIGHER'S SIGNATURE: RACHEL WALLACE FEE: 9.00 FULL WEIGH TICKET # _____ (IF REWEIGH)

ONLY CERTIFIED WEIGHTS APPEAR BELOW THIS LINE

CERTIFIED WEIGHTS (imprint seal)

GROSS 111580

TARE 43800

NET 67780 - 33.8

WEIGH NUMBER 4361

WEIGHMASTER CERTIFICATE

This is to certify that the following described commodity was weighed, measured, or counted by a Weighmaster, whose signature is on this Certificate, who is a recognized authority of accuracy, as prescribed by State Law.

COMMODITY WEIGHED: FREIGHT ALL KINDS
REMARKS: _____
TRACTOR LICENSE # _____ TRACTOR # _____
TRAILER LICENSE # _____ TRAILER # _____
TRAILER LICENSE # _____ TRAILER # _____

NAME OF WEIGHMASTER (print): _____
WEIGHMASTER SIGNATURE: _____

© CAT SCALE COMPANY® 12/0 (WA)

94414363

TICKET NUMBER

CAT SCALE

CERTIFIED AUTOMATED TRUCK SCALE

CAT SCALE COMPANY
P.O. BOX 630
WALCOTT, IA 52773
(563) 284-6263
www.catscale.com
1255
94414363

THE CAT SCALE GUARANTEE

The CAT Scale Company **GUARANTEES** that our scales will give an accurate weight. What makes us different from other scale companies is that we back up our guarantee with cash.®

IF YOU SHOULD GET AN OVERWEIGHT FINE, YOU SHOULD DO THE FOLLOWING TO GET THE PROBLEM RESOLVED:

1) Post bond and request a court date.
2) Call CAT Scale Company direct 24 hours a day at 1-877-CAT-SCALE (toll free).
3) IMMEDIATELY send a copy of the citation, CAT Scale ticket, your name, company, address, and phone number to CAT Scale Company Attn: Operations Manager.

THANK YOU FOR WEIGHING ON CAT SCALE!

The four weights shown below are separate weights. The TOTAL WEIGHT was weighed on a full length platform scale. **AXLE WEIGHTS CAN NOT BE CERTIFIED** and are **NOT LEGAL FOR TRADE, however, CAT SCALE COMPANY GUARANTEES THESE WEIGHTS TO BE CORRECT.**

DATE: 11-10-2009

SCALE LOCATION: 278
GEE-CEE'S TRUCKSTOP
I-5 AND EXIT 57
TOLEDO WA

STEER AXLE	16060 lb
DRIVE AXLE	37640 lb
TRAILER AXLE	46740 lb
TOTAL WEIGHT	100440 lb

COMPANY STAN PALMER CONST TRACTOR # 38 TRAILER # 39

WEIGHER'S SIGNATURE: TIA WARD FEE: 9.00 FULL WEIGH TICKET # _____ (IF REWEIGH)

ONLY CERTIFIED WEIGHTS APPEAR BELOW THIS LINE

CERTIFIED WEIGHTS (imprint seal)

GROSS 100440

TARE 41600

NET 58840

29.92

WEIGH NUMBER 4363

WEIGHMASTER CERTIFICATE

This is to certify that the following described commodity was weighed, measured, or counted by a Weighmaster, whose signature is on this Certificate, who is a recognized authority of accuracy, as prescribed by State Law.

COMMODITY WEIGHED: FREIGHT ALL KINDS
REMARKS: _____
TRACTOR LICENSE # _____ TRACTOR # _____
TRAILER LICENSE # _____ TRAILER # _____
TRAILER LICENSE # _____ TRAILER # _____

NAME OF WEIGHMASTER (print): _____
WEIGHMASTER SIGNATURE: _____

© CAT SCALE COMPANY® 12/0 (WA)

TRUCK LOG SHEET

Ctrl #	DATE	TIME	CUSTOMER	HAULER, DRIVER & TRUCK#	GROSS/TARE WGT (LBS)	TICKET #	SYSTEM ID# (OFFICE USE ONLY)
3253	11-10-09	6:45	River gate	CRT - 41	88.280 - 41680	7433	
3254	11 10 09	7:05	Rivergate	CRT Brian 44	88,960 41440	7434	
3255	11/10/09	8:05	Schnitzer	Wilkins 08101	102920 41480	10292W	
3256	11-10-09	9:15	Stan Palmer	Steve #62	106960 41440	4346	
3257	11-10-09	9:30	STAN PALMER	MARK #61	85020 - 43800	4548	
3258	11 10 09	931	Stan Palmer	Oliver 38	104400 - 41600	4347	
3259	11-10-09	12:55	CDL Recycle	JORDAN [illegible]	88,960 41,951	16791	
3260	11-10-09	1:00	Schnitzer	WILKINS 97-81	88,680 - 39360	8126	
3261	11-10-09	1:00	Stan Palmer	Steve #62	103,420 41440	4359	
3262	11-10-09	1:30	STAN PALMER	MARK P. #61	111,580 - 43800	4361	
3263	11 10 09	132	Stan Palmer	Oliver #38	100440 41600	4363	
3264	11-11-09	6:30	River Gate	CRT - 41	88620 41520	7482	
3265	11/11/09	6:45	Schnitzer	Wilkins 08101	103500 40660	8128	
3266	11-11-09	915	" "	" " 08105	102600 41920	10260	
3267	11-11-09	9:45	Stan Palmer	Steve #62	98,580 41,440	4379	
3268	11 11 09	946	Stan Palmer	Oliver 38	105640 41600	4378	
3269	11/11/09	11:15	Schnitzer	Wilkins 08101	101580 40980	10158	
3270	11-11-09	12:45	SCHNITZER	WILKINS 08-100	104480 40900	101480	
3271	11-11-09	1:20	" "	" " 08105	100300 41380	100300	
3272	11-12-09	6:30	River gate	CRT - 25-96	88.080 - 41780	7546	
3273	11 12 09	6:50	Rivergate	CRT Brian 44	87300 41460	7548	
3274	11-12-09	7:20	River gate	CRT Russ 003#	87,620 40380	7547	
3275	11/12/09	7:27	Schnitzer	Wilkins 08101	104620 40740	104620	
3276	11/12/09	8:10	River gate	WWM Barry #2	87700 40160	7551	

*** * * REMEMBER 25 MPH MAX SPEED THRU RESIDENTIAL AREAS * * ***

94414379

TICKET NUMBER

CAT SCALE

CERTIFIED AUTOMATED TRUCK SCALE

CAT SCALE COMPANY
P.O. BOX 630
WALCOTT, IA 52773
(563) 284-6263
www.catscale.com

THE CAT SCALE GUARANTEE

The CAT Scale Company **GUARANTEES** that our scales will give an accurate weight. What makes us different from other scale companies is that we back up our guarantee with cash.©

IF YOU SHOULD GET AN OVERWEIGHT FINE, YOU SHOULD DO THE FOLLOWING TO GET THE PROBLEM RESOLVED:

1) Post bond and request a court date.
2) Call CAT Scale Company direct 24 hours a day at 1-877-CAT-SCALE (toll free).
3) IMMEDIATELY send a copy of the citation, CAT Scale ticket, your name, company, address, and phone number to CAT Scale Company Attn: Operations Manager.

THANK YOU FOR WEIGHING ON CAT SCALE!

The four weights shown below are separate weights. The TOTAL WEIGHT was weighed on a full length platform scale. **AXLE WEIGHTS CAN NOT BE CERTIFIED** and are **NOT LEGAL FOR TRADE, however, CAT SCALE COMPANY GUARANTEES THESE WEIGHTS TO BE CORRECT.**

DATE: 11-11-2009

SCALE LOCATION: 278 GEE-CEE'S TRUCKSTOP I-5 AND EXIT 57 TOLEDO WA

STEER AXLE	22140 lb
DRIVE AXLE	26680 lb
TRAILER AXLE	49760 lb
TOTAL WEIGHT	98580 lb

COMPANY STAN PALMER CONST TRACTOR # 62 TRAILER # 62

WEIGHER'S SIGNATURE: Rachel Wallace RACHEL WALLACE FEE: 9.00 FULL WEIGH TICKET # (IF REWEIGH)

ONLY CERTIFIED WEIGHTS APPEAR BELOW THIS LINE

CERTIFIED WEIGHTS (imprint seal)

GROSS

TARE 41,440

NET

WEIGH NUMBER 4379

WEIGHMASTER CERTIFICATE

This is to certify that the following described commodity was weighed, measured, or counted by a Weighmaster, whose signature is on this Certificate, who is a recognized authority of accuracy, as prescribed by State Law.

COMMODITY WEIGHED: FREIGHT ALL KINDS

REMARKS:

TRACTOR LICENSE # TRACTOR #

TRAILER LICENSE # TRAILER #

TRAILER LICENSE # TRAILER #

NAME OF WEIGHMASTER (print):

WEIGHMASTER SIGNATURE:

© CAT SCALE COMPANY® 12X (WA)

94414378

TICKET NUMBER

CAT SCALE

CERTIFIED AUTOMATED TRUCK SCALE

CAT SCALE COMPANY
P.O. BOX 630
WALCOTT, IA 52773
(563) 284-6263
www.catscale.com

905

94414378

THE CAT SCALE GUARANTEE

The CAT Scale Company **GUARANTEES** that our scales will give an accurate weight. What makes us different from other scale companies is that we back up our guarantee with cash.©

IF YOU SHOULD GET AN OVERWEIGHT FINE, YOU SHOULD DO THE FOLLOWING TO GET THE PROBLEM RESOLVED:

1) Post bond and request a court date.
2) Call CAT Scale Company direct 24 hours a day at 1-877-CAT-SCALE (toll free).
3) IMMEDIATELY send a copy of the citation, CAT Scale ticket, your name, company, address, and phone number to CAT Scale Company Attn: Operations Manager.

THANK YOU FOR WEIGHING ON CAT SCALE!

The four weights shown below are separate weights. The TOTAL WEIGHT was weighed on a full length platform scale. **AXLE WEIGHTS CAN NOT BE CERTIFIED** and are **NOT LEGAL FOR TRADE, however, CAT SCALE COMPANY GUARANTEES THESE WEIGHTS TO BE CORRECT.**

DATE: 11-11-2009

SCALE LOCATION: 278 GEE-CEE'S TRUCKSTOP I-5 AND EXIT 57 TOLEDO WA

STEER AXLE	19260 lb
DRIVE AXLE	36640 lb
TRAILER AXLE	49740 lb
TOTAL WEIGHT	105640 lb

COMPANY STAN PALMER CONST TRACTOR # 38 TRAILER # 39

WEIGHER'S SIGNATURE: Rachel Wallace RACHEL WALLACE FEE: 9.00 FULL WEIGH TICKET # (IF REWEIGH)

ONLY CERTIFIED WEIGHTS APPEAR BELOW THIS LINE

CERTIFIED WEIGHTS (imprint seal)

GROSS 105640

TARE 41600

NET 64040

62.02

WEIGH NUMBER 4378

WEIGHMASTER CERTIFICATE

This is to certify that the following described commodity was weighed, measured, or counted by a Weighmaster, whose signature is on this Certificate, who is a recognized authority of accuracy, as prescribed by State Law.

COMMODITY WEIGHED: FREIGHT ALL KINDS

REMARKS:

TRACTOR LICENSE # TRACTOR #

TRAILER LICENSE # TRAILER #

TRAILER LICENSE # TRAILER #

NAME OF WEIGHMASTER (print):

WEIGHMASTER SIGNATURE:

Material Recycling Transfer Facility
PO Box 188
Longview, WA 98632
(206) 578-4616

© CAT SCALE COMPANY® 12 (WA)

TRUCK LOG SHEET

Ctrl #	DATE	TIME	CUSTOMER	HAULER, DRIVER & TRUCK#	GROSS/TARE WGT (LBS)	TICKET #	SYSTEM ID# (OFFICE USE ONLY)
3301	11-16-09	7 30	Construct inc	Carbon Canyon Const.	97520 - 38200	4484	
3302	11-16-09	7:45	Rivergate	Wil #2 Barry	88300 - 40120	7664	
3303	11-16-09	9:00	Construct Inc	Howards Construction	105080 - 40800	4485	
3304	11-16-09	9:25	Stan Palmer	Steve #60	106,140 41,440	4486	
3305	11 16 09	9 37	Stan Palmer	Oliver 38	101,980 41.600	4488	
3306	11-16-09	9:38	STAN PALMER	MARK F. #61	106 400 43,800	4489	
3307	11-16-09	953	CONSTRUCT INC	PASCHER #7	76660 38240	4490	
3308	11-16-09	10:00	River gate	CRT - #41	88.200 - 41680	7674	
3309	11 16 09	10 35	River gate	CRT Brian 44	88,980 - 41380	7680	
3310	11-16-09	1045	Schnitzer	WILKINS 0899	103760 - 41000	103760	
3311	11-16-09	10:50	Rivergate	CRT Russ 003#	88,200 40,060	7681	
3312	11-16-09	11:45	Rivergate	WWM Barry #2	87860 - 40200	7682	
3313	11-16-09	12:45	SCHNITZER	WILKINS 08-100	102300 40860	102300	
3314	11-17-09	6:15	River gate	CRT - 41	87.560 - 41,800	7731	
3315	11-17-09	641	Schnitzer	WILKINS 0899	101360 40760	101360	
3316	11-17-09	7:20	Rivergate	CRT Russ 003	87.000 40440	7733	
3317	11 17 09	7'45	Rivergate	CRT Brian 43	89,400 41,520	7732	
3318	11/17/09	8:50	Rivergate	WWM Barry 2	89 460 40120	7734	
3319	11/17/09	8:21	Rivergate	CRT JCH 45	88,300 41,540	7735	
3320	11/17/09	9:30	Schnitzer	WILKINS 08101	102900 40200	102900	
3321	111709	105	11 11	11 11 08105	101840 41700	101840	
3322	11-18-09	7:00	River gate	CRT - 41	88.860 41,460	7794	
3323	11 18 09	7:35	Rivergate	CRT Brian 44	88.600 41640	7795	
3324	11-18-09	7:50	Rivergate	CRT Russ 003#	86,980 40,420	7796	

*** REMEMBER 25 MPH MAX SPEED THRU RESIDENTIAL AREAS ***

94414486

TICKET NUMBER

CERTIFIED AUTOMATED TRUCK SCALE

CAT SCALE COMPANY
P.O. BOX 630
WALCOTT, IA 52773
(563) 284-6263
www.catscale.com

853

94414486

THE CAT SCALE GUARANTEE

The CAT Scale Company **GUARANTEES** that our scales will give an accurate weight. What makes us different from other scale companies is that we back up our guarantee with cash.®

IF YOU SHOULD GET AN OVERWEIGHT FINE, YOU SHOULD DO THE FOLLOWING TO GET THE PROBLEM RESOLVED:

1) Post bond and request a court date.
2) Call CAT Scale Company direct 24 hours a day at 1-877-CAT-SCALE (toll free).
3) IMMEDIATELY send a copy of the citation, CAT Scale ticket, your name, company, address, and phone number to CAT Scale Company Attn: Operations Manager.

THANK YOU FOR WEIGHING ON CAT SCALE!

The four weights shown below are separate weights. The TOTAL WEIGHT was weighed on a full length platform scale. **AXLE WEIGHTS CAN NOT BE CERTIFIED** and are **NOT LEGAL FOR TRADE, however, CAT SCALE COMPANY GUARANTEES THESE WEIGHTS TO BE CORRECT.**

DATE: 11-16-2009

SCALE LOCATION: 278
GEE-CEE'S TRUCKSTOP
I-5 AND EXIT 57
TOLEDO WA

STEER AXLE	16620 lb
DRIVE AXLE	39220 lb
TRAILER AXLE	50300 lb
TOTAL WEIGHT	106140 lb

41440 Tare

COMPANY: STAN PALMER CONST TRACTOR #: 62 TRAILER #: 62T

WEIGHER'S SIGNATURE: Rachel Wallace FEE: 9.00 FULL WEIGH TICKET # (IF REWEIGH):

RACHEL WALLACE

ONLY CERTIFIED WEIGHTS APPEAR BELOW THIS LINE

CERTIFIED WEIGHTS (imprint seal)

GROSS

TARE

NET

WEIGH NUMBER
4485

WEIGHMASTER CERTIFICATE

This is to certify that the following described commodity was weighed, measured, or counted by a Weighmaster, whose signature is on this Certificate, who is a recognized authority of accuracy, as prescribed by State Law.

COMMODITY WEIGHED: FREIGHT ALL KINDS
REMARKS:
TRACTOR LICENSE #: _____ TRACTOR #: _____
TRAILER LICENSE #: _____ TRAILER #: _____
TRAILER LICENSE #: _____ TRAILER #: _____

NAME OF WEIGHMASTER (print):
WEIGHMASTER SIGNATURE:

© CAT SCALE COMPANY® 12/0 (WA)

94414488

TICKET NUMBER

CERTIFIED AUTOMATED TRUCK SCALE

CAT SCALE COMPANY
P.O. BOX 630
WALCOTT, IA 52773
(563) 284-6263
www.catscale.com

900

94414488

THE CAT SCALE GUARANTEE

The CAT Scale Company **GUARANTEES** that our scales will give an accurate weight. What makes us different from other scale companies is that we back up our guarantee with cash.®

IF YOU SHOULD GET AN OVERWEIGHT FINE, YOU SHOULD DO THE FOLLOWING TO GET THE PROBLEM RESOLVED:

1) Post bond and request a court date.
2) Call CAT Scale Company direct 24 hours a day at 1-877-CAT-SCALE (toll free).
3) IMMEDIATELY send a copy of the citation, CAT Scale ticket, your name, company, address, and phone number to CAT Scale Company Attn: Operations Manager.

THANK YOU FOR WEIGHING ON CAT SCALE!

The four weights shown below are separate weights. The TOTAL WEIGHT was weighed on a full length platform scale. **AXLE WEIGHTS CAN NOT BE CERTIFIED** and are **NOT LEGAL FOR TRADE, however, CAT SCALE COMPANY GUARANTEES THESE WEIGHTS TO BE CORRECT.**

DATE: 11-16-2009

SCALE LOCATION: 278
GEE-CEE'S TRUCKSTOP
I-5 AND EXIT 57
TOLEDO WA

STEER AXLE	16200 lb
DRIVE AXLE	38100 lb
TRAILER AXLE	47680 lb
TOTAL WEIGHT	101980 lb

COMPANY: STAN PALMER CONST TRACTOR #: 38 TRAILER #: 39T

WEIGHER'S SIGNATURE: Rachel Wallace FEE: 9.00 FULL WEIGH TICKET # (IF REWEIGH):

RACHEL WALLACE

ONLY CERTIFIED WEIGHTS APPEAR BELOW THIS LINE

CERTIFIED WEIGHTS (imprint seal)

GROSS 101980

TARE 41600

NET 60380
30.19T

WEIGH NUMBER
4488

WEIGHMASTER CERTIFICATE

This is to certify that the following described commodity was weighed, measured, or counted by a Weighmaster, whose signature is on this Certificate, who is a recognized authority of accuracy, as prescribed by State Law.

COMMODITY WEIGHED: FREIGHT ALL KINDS
REMARKS: Weyerhaeuser Company Integrated Waste Management Material Recovery/Transfer Facility PO Box 188 Longview, WA 98632 (206) 578-4614
TRACTOR LICENSE #: _____ TRACTOR #: _____
TRAILER LICENSE #: _____ TRAILER #: _____
TRAILER LICENSE #: _____ TRAILER #: _____

NAME OF WEIGHMASTER (print):
WEIGHMASTER SIGNATURE:

© CAT SCALE COMPANY® 12/0 (WA)

94414489

TICKET NUMBER

CAT SCALE

CERTIFIED AUTOMATED TRUCK SCALE

CAT SCALE COMPANY
P.O. BOX 630
WALCOTT, IA 52773
(563) 284-6263
www.catscale.com

902
94414489

THE CAT SCALE GUARANTEE

The CAT Scale Company **GUARANTEES** that our scales will give an accurate weight. What makes us different from other scale companies is that we back up our guarantee with cash.[1]

IF YOU SHOULD GET AN OVERWEIGHT FINE, YOU SHOULD DO THE FOLLOWING TO GET THE PROBLEM RESOLVED:

1) Post bond and request a court date.
2) Call CAT Scale Company direct 24 hours a day at 1-877-CAT-SCALE (toll free).
3) IMMEDIATELY send a copy of the citation, CAT Scale ticket, your name, company, address, and phone number to CAT Scale Company Attn: Operations Manager.

THANK YOU FOR WEIGHING ON CAT SCALE!

The four weights shown below are separate weights. The TOTAL WEIGHT was weighed on a full length platform scale. **AXLE WEIGHTS CAN NOT BE CERTIFIED** and are **NOT LEGAL FOR TRADE**, however, **CAT SCALE COMPANY GUARANTEES THESE WEIGHTS TO BE CORRECT.**

DATE: 11-16-2009

SCALE LOCATION: 278 GEE-CEE'S TRUCKSTOP I-5 AND EXIT 57 TOLEDO WA

STEER AXLE	21200 lb
DRIVE AXLE	35980 lb
TRAILER AXLE	49220 lb
TOTAL WEIGHT	106400 lb

COMPANY STAN PALMER CONST TRACTOR # 61 TRAILER # 42

WEIGHER'S SIGNATURE: Rachel Wallace RACHEL WALLACE FEE: 9.00 FULL WEIGH TICKET # _____ (IF REWEIGH)

ONLY CERTIFIED WEIGHTS APPEAR BELOW THIS LINE

CERTIFIED WEIGHTS (imprint seal)

GROSS 106400

TARE 43800

NET 62600-31.3

WEIGH NUMBER 4489

WEIGHMASTER CERTIFICATE

This is to certify that the following described commodity was weighed, measured, or counted by a Weighmaster, whose signature is on this Certificate, who is a recognized authority of accuracy, as prescribed by State Law.

Weyerhaeuser Company
Integrated Waste Management
Material Recovery / Transfer Facility
PO Box 184
Longview, WA 98632
(206) 578-1446

COMMODITY WEIGHED: FREIGHT ALL KINDS

REMARKS: _____

TRACTOR LICENSE # _____ TRACTOR # _____

TRAILER LICENSE # _____ TRAILER # _____

TRAILER LICENSE # _____ TRAILER # _____

NAME OF WEIGHMASTER (print): _____

WEIGHMASTER SIGNATURE: _____

© CAT SCALE COMPANY® 12/1 (WA)

TRUCK LOG SHEET

Ctrl #	DATE	TIME	CUSTOMER	HAULER, DRIVER & TRUCK#	GROSS/TARE WGT (LBS)	TICKET #	SYSTEM ID# (OFFICE USE ONLY)
3325	11/18/09	8:20	Rivergate	WW#2 Barry	89640 - 40160	7797	
3326	11-18-09	9:21	Stan Palmer	Oliver 38	104,320 41,600	4558	
3327	11-18-09	9:22	STAN PALMER	Steve #67	108,180 - 41,440	4559	
3328	11-18-09	9:24	Rivergate	WW#1 Jeff D.	67,960 - 39,960	7800	
3329	11-18-09	9:30	STAN PALMER	MARK F. #61	95340 - 43,800	4560	
3330	11-18-09	11:00	Stan Palmer	Steve #67	106180 - 41440	4573	
3331	11-18-09	1:05	CDL RECYCLE	JORDAN #841	102,740 41,951	16892	
3332	11-18-09	1:30	Stan Palmer	Oliver II38	105960 41,600	4579	
3333	11-18-09	1:33	STAN PALMER	MARK F. #61	113280 - 45,800	4578	
3334	11-19-09	6:15	River Gate	CRT #41	88,280 - 41,860	7866	
3335	11-19-09	700	Riverg ate	CRT #44	89920 48320	7867	
3336	11-19-09	7:15	Rivergate	CRT Russ #003	89,940 40,500	7868	
3337							
3338							
3339							
3340							
3341							
3342							
3343							
3344							
3345							
3346							
3347							
3348							

*** REMEMBER 25 MPH MAX SPEED THRU RESIDENTIAL AREAS ***

94414558

TICKET NUMBER

CAT SCALE

CERTIFIED AUTOMATED TRUCK SCALE

CAT SCALE COMPANY
P.O. BOX 630
WALCOTT, IA 52773
(563) 284-6263
www.catscale.com

The CAT Scale Company **GUARANTEES** that our scales will give an accurate weight. What makes us different from other scale companies is that we back up our guarantee with cash.©

IF YOU SHOULD GET AN OVERWEIGHT FINE, YOU SHOULD DO THE FOLLOWING TO GET THE PROBLEM RESOLVED:

1) Post bond and request a court date.
2) Call CAT Scale Company direct 24 hours a day at 1-877-CAT-SCALE (toll free).
3) IMMEDIATELY send a copy of the citation, CAT Scale ticket, your name, company, address, and phone number to CAT Scale Company Attn: Operations Manager.

THANK YOU FOR WEIGHING ON CAT SCALE!

The four weights shown below are separate weights. The TOTAL WEIGHT was weighed on a full length platform scale. **AXLE WEIGHTS CAN NOT BE CERTIFIED** and are **NOT LEGAL FOR TRADE, however, CAT SCALE COMPANY GUARANTEES THESE WEIGHTS TO BE CORRECT.**

DATE: 11-18-2009

SCALE LOCATION: 278 GEE-CEE'S TRUCKSTOP I-5 AND EXIT 57 TOLEDO WA

STEER AXLE	15960 lb
DRIVE AXLE	40340 lb
TRAILER AXLE	48020 lb
TOTAL WEIGHT	104320 lb

848

COMPANY STAN PALMER CONST TRACTOR # 38 TRAILER # 39

WEIGHER'S SIGNATURE: Rachel Hollee FEE: 9.00 FULL WEIGH TICKET # _____ (IF REWEIGH)

RACHEL HOLLEE

ONLY CERTIFIED WEIGHTS APPEAR BELOW THIS LINE

CERTIFIED WEIGHTS (imprint seal)

GROSS 104320

TARE 41,600

NET 62720

31,36 +

WEIGH NUMBER 4558

WEIGHMASTER CERTIFICATE

This is to certify that the following described commodity was weighed, measured, or counted by a Weighmaster, whose signature is on this Certificate, who is a recognized authority of accuracy, as prescribed by State Law.

COMMODITY WEIGHED: FREIGHT ALL KINDS

REMARKS: _____

TRACTOR LICENSE # _____ TRACTOR # _____

TRAILER LICENSE # _____ TRAILER # _____

TRAILER LICENSE # _____ TRAILER # _____

NAME OF WEIGHMASTER (print): _____

WEIGHMASTER SIGNATURE: _____

© CAT SCALE COMPANY® 12X (WA)

94414559

TICKET NUMBER

CAT SCALE

CERTIFIED AUTOMATED TRUCK SCALE

CAT SCALE COMPANY
P.O. BOX 630
WALCOTT, IA 52773
(563) 284-6263
www.catscale.com

THE CAT SCALE GUARANTEE

The CAT Scale Company **GUARANTEES** that our scales will give an accurate weight. What makes us different from other scale companies is that we back up our guarantee with cash.©

IF YOU SHOULD GET AN OVERWEIGHT FINE, YOU SHOULD DO THE FOLLOWING TO GET THE PROBLEM RESOLVED:

1) Post bond and request a court date.
2) Call CAT Scale Company direct 24 hours a day at 1-877-CAT-SCALE (toll free).
3) IMMEDIATELY send a copy of the citation, CAT Scale ticket, your name, company, address, and phone number to CAT Scale Company Attn: Operations Manager.

THANK YOU FOR WEIGHING ON CAT SCALE!

The four weights shown below are separate weights. The TOTAL WEIGHT was weighed on a full length platform scale. **AXLE WEIGHTS CAN NOT BE CERTIFIED** and are **NOT LEGAL FOR TRADE, however, CAT SCALE COMPANY GUARANTEES THESE WEIGHTS TO BE CORRECT.**

DATE: 11-18-2009

SCALE LOCATION: 278 GEE-CEE'S TRUCKSTOP I-5 AND EXIT 57 TOLEDO WA

STEER AXLE	23140 lb
DRIVE AXLE	33900 lb
TRAILER AXLE	51140 lb
TOTAL WEIGHT	108180 lb

848

94414559

COMPANY STANPALMER TRACTOR # 62 TRAILER # 62

WEIGHER'S SIGNATURE: Tia Ward FEE: 9.00 FULL WEIGH TICKET # _____ (IF REWEIGH)

TIA WARD

ONLY CERTIFIED WEIGHTS APPEAR BELOW THIS LINE

CERTIFIED WEIGHTS (imprint seal)

GROSS 108180

TARE 41,440

NET

WEIGH NUMBER 4559

WEIGHMASTER CERTIFICATE

This is to certify that the following described commodity was weighed, measured, or counted by a Weighmaster, whose signature is on this Certificate, who is a recognized authority of accuracy, as prescribed by State Law.

COMMODITY WEIGHED: FREIGHT ALL KINDS

REMARKS: _____

TRACTOR LICENSE # _____ TRACTOR # _____

TRAILER LICENSE # _____ TRAILER # _____

TRAILER LICENSE # _____ TRAILER # _____

NAME OF WEIGHMASTER (print): _____

WEIGHMASTER SIGNATURE: _____

© CAT SCALE COMPANY® 12X (WA)

94414560

TICKET NUMBER

CERTIFIED AUTOMATED TRUCK SCALE

CAT SCALE COMPANY
P.O. BOX 630
WALCOTT, IA 52773
(563) 284-6263
www.catscale.com

THE CAT SCALE GUARANTEE

The CAT Scale Company **GUARANTEES** that our scales will give an accurate weight. What makes us different from other scale companies is that we back up our guarantee with cash.©

IF YOU SHOULD GET AN OVERWEIGHT FINE, YOU SHOULD DO THE FOLLOWING TO GET THE PROBLEM RESOLVED:

1) Post bond and request a court date.
2) Call CAT Scale Company direct 24 hours a day at 1-877-CAT-SCALE (toll free).
3) IMMEDIATELY send a copy of the citation, CAT Scale ticket, your name, company, address, and phone number to CAT Scale Company Attn: Operations Manager.

THANK YOU FOR WEIGHING ON CAT SCALE!

The four weights shown below are separate weights. The TOTAL WEIGHT was weighed on a full length platform scale. **AXLE WEIGHTS CAN NOT BE CERTIFIED** and are **NOT LEGAL FOR TRADE, however, CAT SCALE COMPANY GUARANTEES THESE WEIGHTS TO BE CORRECT.**

DATE: 11-18-2009

SCALE LOCATION: 278 GEE-CEE'S TRUCKSTOP I-5 AND EXIT 57 TOLEDO WA

STEER AXLE	20420 lb
DRIVE AXLE	30480 lb
TRAILER AXLE	44440 lb
TOTAL WEIGHT	95340 lb

COMPANY STAN PALMER CONST TRACTOR # 61 TRAILER # 42

WEIGHER'S SIGNATURE: Rachel Wallace FEE: 9.00 FULL WEIGH TICKET # _____ (IF REWEIGH)

RACHEL WALLACE

ONLY CERTIFIED WEIGHTS APPEAR BELOW THIS LINE

CERTIFIED WEIGHTS (imprint seal)

GROSS 95340

TARE 43600

NET 51540 .25 T

WEIGH NUMBER 4560

WEIGHMASTER CERTIFICATE

This is to certify that the following described commodity was weighed, measured, or counted by a Weighmaster, whose signature is on this Certificate, who is a recognized authority of accuracy, as prescribed by State Law.

COMMODITY WEIGHED: FREIGHT ALL KINDS

REMARKS: _____

TRACTOR LICENSE # _____ TRACTOR # _____

TRAILER LICENSE # _____ TRAILER # _____

TRAILER LICENSE # _____ TRAILER # _____

NAME OF WEIGHMASTER (print): _____

WEIGHMASTER SIGNATURE: _____

© CAT SCALE COMPANY® 12/0 (WA)

94414573

TICKET NUMBER

CERTIFIED AUTOMATED TRUCK SCALE

CAT SCALE COMPANY
P.O. BOX 630
WALCOTT, IA 52773
(563) 284-6263
www.catscale.com

1230
94414573

THE CAT SCALE GUARANTEE

The CAT Scale Company **GUARANTEES** that our scales will give an accurate weight. What makes us different from other scale companies is that we back up our guarantee with cash.©

IF YOU SHOULD GET AN OVERWEIGHT FINE, YOU SHOULD DO THE FOLLOWING TO GET THE PROBLEM RESOLVED:

1) Post bond and request a court date.
2) Call CAT Scale Company direct 24 hours a day at 1-877-CAT-SCALE (toll free).
3) IMMEDIATELY send a copy of the citation, CAT Scale ticket, your name, company, address, and phone number to CAT Scale Company Attn: Operations Manager.

THANK YOU FOR WEIGHING ON CAT SCALE!

The four weights shown below are separate weights. The TOTAL WEIGHT was weighed on a full length platform scale. **AXLE WEIGHTS CAN NOT BE CERTIFIED** and are **NOT LEGAL FOR TRADE, however, CAT SCALE COMPANY GUARANTEES THESE WEIGHTS TO BE CORRECT.**

DATE: 11-18-2009

SCALE LOCATION: 278 GEE-CEE'S TRUCKSTOP I-5 AND EXIT 57 TOLEDO WA

STEER AXLE	23040 lb
DRIVE AXLE	33620 lb
TRAILER AXLE	49320 lb
TOTAL WEIGHT	106180 lb

COMPANY STAN PALMER CONST TRACTOR # 42 TRAILER # 44

WEIGHER'S SIGNATURE: Tia Ward FEE: 9.00 FULL WEIGH TICKET # _____ (IF REWEIGH)

TIA WARD

Intermodal Waste Management Company
Intermodal Waste Management
Material Recovery Facility
PO Box 188
Longview, WA 98632
(360) 578-8418

ONLY CERTIFIED WEIGHTS APPEAR BELOW THIS LINE

CERTIFIED WEIGHTS (imprint seal)

GROSS 106180

TARE 41440

NET

WEIGH NUMBER 4573

WEIGHMASTER CERTIFICATE

This is to certify that the following described commodity was weighed, measured, or counted by a Weighmaster, whose signature is on this Certificate, who is a recognized authority of accuracy, as prescribed by State Law.

COMMODITY WEIGHED: FREIGHT ALL KINDS

REMARKS: _____

TRACTOR LICENSE # _____ TRACTOR # _____

TRAILER LICENSE # _____ TRAILER # _____

TRAILER LICENSE # _____ TRAILER # _____

NAME OF WEIGHMASTER (print): _____

WEIGHMASTER SIGNATURE: _____

© CAT SCALE COMPANY® 12/0 (WA)

94414579
TICKET NUMBER

CAT SCALE

CERTIFIED AUTOMATED TRUCK SCALE

CAT SCALE COMPANY
P.O. BOX 630
WALCOTT, IA 52773
(563) 284-6263
www.catscale.com

THE CAT SCALE GUARANTEE

The CAT Scale Company **GUARANTEES** that our scales will give an accurate weight. What makes us different from other scale companies is that we back up our guarantee with cash.©

IF YOU SHOULD GET AN OVERWEIGHT FINE, YOU SHOULD DO THE FOLLOWING TO GET THE PROBLEM RESOLVED:

1) Post bond and request a court date.
2) Call CAT Scale Company direct 24 hours a day at 1-877-CAT-SCALE (toll free).
3) IMMEDIATELY send a copy of the citation, CAT Scale ticket, your name, company, address, and phone number to CAT Scale Company Attn: Operations Manager.

THANK YOU FOR WEIGHING ON CAT SCALE!

The four weights shown below are separate weights. The TOTAL WEIGHT was weighed on a full length platform scale. **AXLE WEIGHTS CAN NOT BE CERTIFIED** and are **NOT LEGAL FOR TRADE, however, CAT SCALE COMPANY GUARANTEES THESE WEIGHTS TO BE CORRECT.**

DATE: 11-18-2009

SCALE LOCATION: 278 GEE-CEE'S TRUCKSTOP I-5 AND EXIT 57 TOLEDO WA

STEER AXLE [illegible] lb

DRIVE AXLE [illegible] lb

TRAILER AXLE [illegible] lb

TOTAL WEIGHT [illegible] lb

9 COMPANY STAN PALMER CONST TRACTOR # [illegible] TRAILER # [illegible]

WEIGHER'S SIGNATURE: Tia Ward TIA WARD FEE: 9.00 FULL WEIGH TICKET # (IF REWEIGH)

ONLY CERTIFIED WEIGHTS APPEAR BELOW THIS LINE

CERTIFIED WEIGHTS (imprint seal)

GROSS 105960

TARE 41,600

NET 64 360

32.18 +

WEIGH NUMBER 4579

WEIGHMASTER CERTIFICATE

This is to certify that the following described commodity was weighed, measured, or counted by a Weighmaster, whose signature is on this Certificate, who is a recognized authority of accuracy, as prescribed by State Law.

COMMODITY WEIGHED: FREIGHT ALL KINDS

REMARKS:

TRACTOR LICENSE # TRACTOR #

TRAILER LICENSE # TRAILER #

TRAILER LICENSE # TRAILER #

NAME OF WEIGHMASTER (print):

WEIGHMASTER SIGNATURE:

© CAT SCALE COMPANY® 12/0 (WA)

94414578
TICKET NUMBER

CAT SCALE

CERTIFIED AUTOMATED TRUCK SCALE

CAT SCALE COMPANY
P.O. BOX 630
WALCOTT, IA 52773
(563) 284-6263
www.catscale.com

THE CAT SCALE GUARANTEE

The CAT Scale Company **GUARANTEES** that our scales will give an accurate weight. What makes us different from other scale companies is that we back up our guarantee with cash.©

IF YOU SHOULD GET AN OVERWEIGHT FINE, YOU SHOULD DO THE FOLLOWING TO GET THE PROBLEM RESOLVED:

1) Post bond and request a court date.
2) Call CAT Scale Company direct 24 hours a day at 1-877-CAT-SCALE (toll free).
3) IMMEDIATELY send a copy of the citation, CAT Scale ticket, your name, company, address, and phone number to CAT Scale Company Attn: Operations Manager.

THANK YOU FOR WEIGHING ON CAT SCALE!

The four weights shown below are separate weights. The TOTAL WEIGHT was weighed on a full length platform scale. **AXLE WEIGHTS CAN NOT BE CERTIFIED** and are **NOT LEGAL FOR TRADE, however, CAT SCALE COMPANY GUARANTEES THESE WEIGHTS TO BE CORRECT.**

DATE: 11-18-2009

SCALE LOCATION: 278 GEE-CEE'S TRUCKSTOP I-5 AND EXIT 57 TOLEDO WA

STEER AXLE 21320 lb

DRIVE AXLE 37600 lb

TRAILER AXLE 54360 lb

TOTAL WEIGHT 113280 lb

8 COMPANY STAN PALMER CONST TRACTOR # 61 TRAILER # [illegible]

WEIGHER'S SIGNATURE: Rachel Wallace RACHEL WALLACE FEE: 9.00 FULL WEIGH TICKET # (IF REWEIGH)

ONLY CERTIFIED WEIGHTS APPEAR BELOW THIS LINE

CERTIFIED WEIGHTS (imprint seal)

GROSS 113280

TARE 43800

NET 69480 - 34.7

WEIGH NUMBER 4578

Integrated Waste Management
Material Recovery / Transfer Facility
PO Box 188
Longview, WA 98632
(206) 278-4616

WEIGHMASTER CERTIFICATE

This is to certify that the following described commodity was weighed, measured, or counted by a Weighmaster, whose signature is on this Certificate, who is a recognized authority of accuracy, as prescribed by State Law.

COMMODITY WEIGHED: FREIGHT ALL KINDS

REMARKS:

TRACTOR LICENSE # TRACTOR #

TRAILER LICENSE # TRAILER #

TRAILER LICENSE # TRAILER #

NAME OF WEIGHMASTER (print):

WEIGHMASTER SIGNATURE:

© CAT SCALE COMPANY® 12/0 (WA)

TRUCK LOG SHEET

Ctrl #	DATE	TIME	CUSTOMER	HAULER, DRIVER & TRUCK#	GROSS/TARE WGT (LBS)	TICKET #	SYSTEM ID# (OFFICE USE ONLY)
3325	11/18/09	8:20	Rivergate	WW#2 Barry	89640 - 40180	7797	
3326	11 18 09	9:21	Stan Palmer	Oliver 38	104,320 41,600	4558	
3327	11-18-09	9:22	STAN PALMER	Steve #62	108,180 - 41,440	4559	
3328	11-18-09	9:24	Rivergate	WW#1 Jeff D.	67,960 - 39,960	7800	
3329	11 18 09	9:30	STAN PALMER	MARK F. #61	95340 - 43,800	4560	
3330	11-18-09	11:00	Stan Palmer	Steve #62	106180 - 41440	4573	
3331	11-18-09	1:05	CDL RECYCLE	JORDAN #841	102,740 41,951	16892	
3332	11-18-09	1:30	Stan Palmer	Oliver II38	105960 41,600	4579	
3333	11-18-09	1:33	STAN PALMER	MARK F. #61	113280 - 43,800	4578	
3334	11-19-09	6:15	River Gate	CRT #41	88,280 - 41860	7866	
3335	11-19-09	700	Riverg ate	CRT #44	89920 41,600	7867	
3336	11-19-09	7:15	Rivergate	CRT Russ # 003	89,940 40,500	7868	
3337	11/19/09	7:45	Rivergate	WWM Barry #2	87760 40380	7870	
3338	11-19-09	9:30	Stan Palmer	Steve #62	105,780 41440	4600	
3339	11 19 09	9 34	Stan Palmer	Oliver #35	105,350 41,600	4601	

94414600

TICKET NUMBER

CAT SCALE®

CERTIFIED AUTOMATED TRUCK SCALE

CAT SCALE COMPANY
P.O. BOX 630
WALCOTT, IA 52773
(563) 284-6263
www.catscale.com

THE CAT SCALE GUARANTEE

The CAT Scale Company **GUARANTEES** that our scales will give an accurate weight. What makes us different from other scale companies is that we back up our guarantee with cash.©

IF YOU SHOULD GET AN OVERWEIGHT FINE, YOU SHOULD DO THE FOLLOWING TO GET THE PROBLEM RESOLVED:

1) Post bond and request a court date.
2) Call CAT Scale Company direct 24 hours a day at 1-877-CAT-SCALE (toll free).
3) IMMEDIATELY send a copy of the citation, CAT Scale ticket, your name, company, address, and phone number to CAT Scale Company Attn: Operations Manager.

THANK YOU FOR WEIGHING ON CAT SCALE!

The four weights shown below are separate weights. The TOTAL WEIGHT was weighed on a full length platform scale. **AXLE WEIGHTS CAN NOT BE CERTIFIED** and are **NOT LEGAL FOR TRADE, however, CAT SCALE COMPANY GUARANTEES THESE WEIGHTS TO BE CORRECT.**

Weyerhaeuser Company
Integrated Wood Management
Material Recovery Transfer Facility
PO Box 188
Longview, WA 98632
(206) 578-4616

DATE:	11-19-2009	STEER AXLE	1[illegible] lb
		DRIVE AXLE	37[illegible]0 lb
SCALE LOCATION:	278 GEE-CEE'S TRUCKSTOP I-5 AND EXIT 57 TOLEDO WA	TRAILER AXLE	50460 lb
		TOTAL WEIGHT	105780 lb

844
94414600

COMPANY STAN PALMER CONST TRACTOR # 62 TRAILER # [illegible]

WEIGHER'S SIGNATURE: Tia Ward TIA WARD FEE: 9.00 FULL WEIGH TICKET # _____ (IF REWEIGH)

ONLY CERTIFIED WEIGHTS APPEAR BELOW THIS LINE

CERTIFIED WEIGHTS
(imprint seal)

GROSS

TARE 41,440

NET

WEIGH NUMBER
4600

WEIGHMASTER CERTIFICATE

This is to certify that the following described commodity was weighed, measured, or counted by a Weighmaster, whose signature is on this Certificate, who is a recognized authority of accuracy, as prescribed by State Law.

COMMODITY WEIGHED: FREIGHT ALL KINDS

REMARKS: _____

TRACTOR LICENSE # _____ TRACTOR # _____

TRAILER LICENSE # _____ TRAILER # _____

TRAILER LICENSE # _____ TRAILER # _____

NAME OF WEIGHMASTER (print): _____

WEIGHMASTER SIGNATURE: _____

© CAT SCALE COMPANY® 12/08 (WA)

94414601
TICKET NUMBER

CERTIFIED AUTOMATED TRUCK SCALE

CAT SCALE COMPANY
P.O. BOX 630
WALCOTT, IA 52773
(563) 284-6263
www.catscale.com

THE CAT SCALE GUARANTEE

The CAT Scale Company **GUARANTEES** that our scales will give an accurate weight. What makes us different from other scale companies is that we back up our guarantee with cash.©

IF YOU SHOULD GET AN OVERWEIGHT FINE, YOU SHOULD DO THE FOLLOWING TO GET THE PROBLEM RESOLVED:

1) Post bond and request a court date.
2) Call CAT Scale Company direct 24 hours a day at 1-877-CAT-SCALE (toll free).
3) IMMEDIATELY send a copy of the citation, CAT Scale ticket, your name, company, address, and phone number to CAT Scale Company Attn: Operations Manager.

THANK YOU FOR WEIGHING ON CAT SCALE!

The four weights shown below are separate weights. The TOTAL WEIGHT was weighed on a full length platform scale. **AXLE WEIGHTS CAN NOT BE CERTIFIED** and are **NOT LEGAL FOR TRADE, however, CAT SCALE COMPANY GUARANTEES THESE WEIGHTS TO BE CORRECT.**

DATE: 11-19-2009

SCALE LOCATION: 278
GEE-CEE'S TRUCKSTOP
I-5 AND EXIT 57
TOLEDO WA

STEER AXLE	16080 lb
DRIVE AXLE	39800 lb
TRAILER AXLE	49500 lb
TOTAL WEIGHT	105380 lb

1 COMPANY STAN PALMER CONST TRACTOR # 38 TRAILER # 37

WEIGHER'S SIGNATURE: TIA WARD FEE: 9.00 FULL WEIGH TICKET # (IF REWEIGH)

ONLY CERTIFIED WEIGHTS APPEAR BELOW THIS LINE

CERTIFIED WEIGHTS
(imprint seal)

GROSS 105 380
TARE 41 600
NET 63780
31.89 t

WEIGH NUMBER
4601

WEIGHMASTER CERTIFICATE

This is to certify that the following described commodity was weighed, measured, or counted by a Weighmaster, whose signature is on this Certificate, who is a recognized authority of accuracy, as prescribed by State Law.

COMMODITY WEIGHED: FREIGHT ALL KINDS
REMARKS:
TRACTOR LICENSE # TRACTOR #
TRAILER LICENSE # TRAILER #
TRAILER LICENSE # TRAILER #

Weyerhaeuser Company
Integrated Waste Management
Material Recovery & Transfer Facility
PO Box 188
Longview, WA 98632
(206) 578-4616

NAME OF WEIGHMASTER (print): TIA WARD
WEIGHMASTER SIGNATURE:

© CAT SCALE COMPANY® 12/08 (WA)

TRUCK LOG SHEET

Ctrl #	DATE	TIME	CUSTOMER	HAULER, DRIVER & TRUCK#	GROSS/TARE WGT (LBS)	TICKET #	SYSTEM ID# (OFFICE USE ONLY)
3349	11/23/09	1:13	Stan Palmer	Oliver #34	104,020 41,600	4712	
3350	11-23-09	1:25	Stan Palmer	Steve #67	106,900 41,440	4713	
3351	11-23-09	1:30	CDL Recycle	Dana #841	96,220 41,951	16958	
3352	11/24/09	6:40	Schm. Tear	G. Williams 08101	103260 40920		
3353	11/24/09	6:45	River gate	CRT - 41	88,720 - 41600	8090	
3354	11 24 09	7:15	Rivergate	CRT Brian 44	88,600 41,360	8091	
3355	11/24/09	7:30	Riverside	CRT Jeff 45	87,700 41,260	8093	
3356	11 24 09	0830	Rivergate	CRT Kat 42	88,240 47,320	8095	
3357	11/24/09	8:44	Rivergate	CRT Barry 43	88900 41300	8094	
3358	11/24/09	10:30	Schm. Tear	Williams 08101	103180 40900		
3359	11-25-09	6:15	River gate	CRT - 41	87,340 -41580	8170	
3360	11/25/09	6:50	Rivergate	CRT Brian 44	88,700 41600	8171	
3361							
3362							
3363							
3364							
3365							
3366							
3367							
3368							
3369							
3370							
3371							
3372							

*** * * REMEMBER 25 MPH MAX SPEED THRU RESIDENTIAL AREAS * * ***

94414706

TICKET NUMBER

CERTIFIED AUTOMATED TRUCK SCALE

CAT SCALE COMPANY
P.O. BOX 630
WALCOTT, IA 52773
(563) 284-6263
www.catscale.com

847

94414706

THE CAT SCALE GUARANTEE

The CAT Scale Company **GUARANTEES** that our scales will give an accurate weight. What makes us different from other scale companies is that we back up our guarantee with cash.©

IF YOU SHOULD GET AN OVERWEIGHT FINE, YOU SHOULD DO THE FOLLOWING TO GET THE PROBLEM RESOLVED:

1) Post bond and request a court date.
2) Call CAT Scale Company direct 24 hours a day at 1-877-CAT-SCALE (toll free).
3) IMMEDIATELY send a copy of the citation, CAT Scale ticket, your name, company, address, and phone number to CAT Scale Company Attn: Operations Manager.

Integrated Waste Services
Material Recovery
PO Box 188
Longview, WA 98632
(206) 578-1616

THANK YOU FOR WEIGHING ON CAT SCALE!

The four weights shown below are separate weights. The TOTAL WEIGHT was weighed on a full length platform scale. **AXLE WEIGHTS CAN NOT BE CERTIFIED** and are **NOT LEGAL FOR TRADE, however, CAT SCALE COMPANY GUARANTEES THESE WEIGHTS TO BE CORRECT.**

DATE:	11-23-2009	STEER AXLE	22780 lb
		DRIVE AXLE	32460 lb
SCALE LOCATION:	278 GEE-CEE'S TRUCKSTOP I-5 AND EXIT 57 TOLEDO WA	TRAILER AXLE	49540 lb
		TOTAL WEIGHT	104780 lb

COMPANY STAN PALMER CONST TRACTOR # 62 TRAILER # 62

WEIGHER'S SIGNATURE: Tia Ward TIA WARD FEE: 9.00 FULL WEIGH TICKET # (IF REWEIGH)

ONLY CERTIFIED WEIGHTS APPEAR BELOW THIS LINE

CERTIFIED WEIGHTS
(imprint seal)

GROSS

TARE 41,440

NET

WEIGH NUMBER
4706

WEIGHMASTER CERTIFICATE

This is to certify that the following described commodity was weighed, measured, or counted by a Weighmaster, whose signature is on this Certificate, who is a recognized authority of accuracy, as prescribed by State Law.

COMMODITY WEIGHED: FREIGHT ALL KINDS

REMARKS:

TRACTOR LICENSE # TRACTOR #

TRAILER LICENSE # TRAILER #

TRAILER LICENSE # TRAILER #

NAME OF WEIGHMASTER (print):

WEIGHMASTER SIGNATURE:

© CAT SCALE COMPANY® 12/08 (WA)

94414707

TICKET NUMBER

CERTIFIED AUTOMATED TRUCK SCALE

CAT SCALE COMPANY
P.O. BOX 630
WALCOTT, IA 52773
(563) 284-6263
www.catscale.com

THE CAT SCALE GUARANTEE

The CAT Scale Company **GUARANTEES** that our scales will give an accurate weight. What makes us different from other scale companies is that we back up our guarantee with cash.©

IF YOU SHOULD GET AN OVERWEIGHT FINE, YOU SHOULD DO THE FOLLOWING TO GET THE PROBLEM RESOLVED:

1) Post bond and request a court date.
2) Call CAT Scale Company direct 24 hours a day at 1-877-CAT-SCALE (toll free).
3) IMMEDIATELY send a copy of the citation, CAT Scale ticket, your name, company, address, and phone number to CAT Scale Company Attn: Operations Manager.

THANK YOU FOR WEIGHING ON CAT SCALE!

The four weights shown below are separate weights. The TOTAL WEIGHT was weighed on a full length platform scale. **AXLE WEIGHTS CAN NOT BE CERTIFIED** and are **NOT LEGAL FOR TRADE, however, CAT SCALE COMPANY GUARANTEES THESE WEIGHTS TO BE CORRECT.**

DATE: 11-23-2009

SCALE LOCATION: 278
GEE-CEE'S TRUCKSTOP
I-5 AND EXIT 57
TOLEDO WA

STEER AXLE	16980 lb
DRIVE AXLE	38240 lb
TRAILER AXLE	47180 lb
TOTAL WEIGHT	102400 lb

COMPANY STAN PALMER CONST TRACTOR # 38 TRAILER # 3-

WEIGHER'S SIGNATURE: TIA WARD **FEE:** 9.00 FULL WEIGH TICKET # (IF REWEIGH)

ONLY CERTIFIED WEIGHTS APPEAR BELOW THIS LINE

CERTIFIED WEIGHTS
(imprint seal)

GROSS 102,400

TARE 41,600

NET 60,800
30,400 T

WEIGH NUMBER
4707

WEIGHMASTER CERTIFICATE

This is to certify that the following described commodity was weighed, measured, or counted by a Weighmaster, whose signature is on this Certificate, who is a recognized authority of accuracy, as prescribed by State Law.

COMMODITY WEIGHED: FREIGHT ALL KINDS
REMARKS: Weyerhaeuser Company, Integrated Waste Management, Material Recovery / Transfer Facility, PO Box 188, Longview, WA 98632, (206) 578-4616
TRACTOR LICENSE # TRACTOR #
TRAILER LICENSE # TRAILER #
TRAILER LICENSE # TRAILER #

NAME OF WEIGHMASTER (print):
WEIGHMASTER SIGNATURE:

© CAT SCALE COMPANY® 12/08 (WA)

S4414712

TICKET NUMBER

CERTIFIED AUTOMATED TRUCK SCALE

CAT SCALE COMPANY
P.O. BOX 630
WALCOTT, IA 52773
(563) 284-6263
www.catscale.com

THE CAT SCALE GUARANTEE

The CAT Scale Company **GUARANTEES** that our scales will give an accurate weight. What makes us different from other scale companies is that we back up our guarantee with cash.©

IF YOU SHOULD GET AN OVERWEIGHT FINE, YOU SHOULD DO THE FOLLOWING TO GET THE PROBLEM RESOLVED:

1) Post bond and request a court date.
2) Call CAT Scale Company direct 24 hours a day at 1-877-CAT-SCALE (toll free).
3) IMMEDIATELY send a copy of the citation, CAT Scale ticket, your name, company, address, and phone number to CAT Scale Company Attn: Operations Manager.

THANK YOU FOR WEIGHING ON CAT SCALE!

The four weights shown below are separate weights. The TOTAL WEIGHT was weighed on a full length platform scale. **AXLE WEIGHTS CAN NOT BE CERTIFIED** and are **NOT LEGAL FOR TRADE, however, CAT SCALE COMPANY GUARANTEES THESE WEIGHTS TO BE CORRECT.**

DATE: 11-23-2009

SCALE LOCATION: 278
GEE-CEE'S TRUCKSTOP
I-5 AND EXIT 57
TOLEDO WA

STEER AXLE	16420 lb
DRIVE AXLE	40880 lb
TRAILER AXLE	46720 lb
TOTAL WEIGHT	104020 lb

COMPANY STAN PALMER CONST TRACTOR # 38 TRAILER # 2

WEIGHER'S SIGNATURE: TIA WARD FEE: 9.00 FULL WEIGH TICKET # (IF REWEIGH)

ONLY CERTIFIED WEIGHTS APPEAR BELOW THIS LINE

CERTIFIED WEIGHTS
(imprint seal)

GROSS 104,020

TARE 41,600

NET 62,420

31,21 t

WEIGH NUMBER
4712

WEIGHMASTER CERTIFICATE

This is to certify that the following described commodity was weighed, measured, or counted by a Weighmaster, whose signature is on this Certificate, who is a recognized authority of accuracy, as prescribed by State Law.

COMMODITY WEIGHED: FREIGHT ALL KINDS

REMARKS:

TRACTOR LICENSE # TRACTOR #

TRAILER LICENSE # TRAILER #

TRAILER LICENSE # TRAILER #

Weyerhaeuser Company
Integrated Waste Management
Material Recovery / Transfer Facility
PO Box 188
Longview, WA 98632
(206) 578-4616

NAME OF WEIGHMASTER (print):

WEIGHMASTER SIGNATURE:

© CAT SCALE COMPANY® 12/08 (WA)

94414713

TICKET NUMBER

CERTIFIED AUTOMATED TRUCK SCALE

CAT SCALE COMPANY
P.O. BOX 630
WALCOTT, IA 52773
(563) 284-6263
www.catscale.com

1253
94414713

THE CAT SCALE GUARANTEE

The CAT Scale Company **GUARANTEES** that our scales will give an accurate weight. What makes us different from other scale companies is that we back up our guarantee with cash.©

IF YOU SHOULD GET AN OVERWEIGHT FINE, YOU SHOULD DO THE FOLLOWING TO GET THE PROBLEM RESOLVED:

1) Post bond and request a court date.
2) Call CAT Scale Company direct 24 hours a day at 1-877-CAT-SCALE (toll free).
3) IMMEDIATELY send a copy of the citation, CAT Scale ticket, your name, company, address, and phone number to CAT Scale Company Attn: Operations Manager.

THANK YOU FOR WEIGHING ON CAT SCALE!

The four weights shown below are separate weights. The TOTAL WEIGHT was weighed on a full length platform scale. **AXLE WEIGHTS CAN NOT BE CERTIFIED** and are **NOT LEGAL FOR TRADE, however, CAT SCALE COMPANY GUARANTEES THESE WEIGHTS TO BE CORRECT.**

DATE: 11-23-2009

278

SCALE LOCATION: GEE-CEE'S TRUCKSTOP
I-5 AND EXIT 57
TOLEDO WA

STEER AXLE	18180 lb
DRIVE AXLE	37340 lb
TRAILER AXLE	51380 lb
TOTAL WEIGHT	106900 lb

COMPANY STAN PALMER CONST TRACTOR # 62 TRAILER # 62

WEIGHER'S SIGNATURE: Rachel Wallace FEE: 9.00 FULL WEIGH TICKET # _____ (IF REWEIGH)

RACHEL WALLACE

ONLY CERTIFIED WEIGHTS APPEAR BELOW THIS LINE

CERTIFIED WEIGHTS
(imprint seal)

GROSS

TARE 41,440

NET

WEIGH NUMBER
4713

WEIGHMASTER CERTIFICATE

This is to certify that the following described commodity was weighed, measured, or counted by a Weighmaster, whose signature is on this Certificate, who is a recognized authority of accuracy, as prescribed by State Law.

COMMODITY WEIGHED: FREIGHT ALL KINDS

REMARKS: _____

TRACTOR LICENSE # _____ TRACTOR # _____

TRAILER LICENSE # _____ TRAILER # _____

TRAILER LICENSE # _____ TRAILER # _____

NAME OF WEIGHMASTER (print): _____

WEIGHMASTER SIGNATURE: _____

© CAT SCALE COMPANY® 12/08 (WA)

TRUCK LOG SHEET

Ctrl #	DATE	TIME	CUSTOMER	HAULER, DRIVER & TRUCK#	GROSS/TARE WGT (LBS)	TICKET #	SYSTEM ID# (OFFICE USE ONLY)
3373	11 30 09	0800	Rivergate	CRT #42 Kat	87880 41,080	8252	
3374	113009	840	Schnitzer	WILKINS 0899	103060 41660	103060	
3375	11-30-09	9:30	River Gate	CRT - Jeff 41	88.580 - 41460	8263	
3376	11 30 09	9:40	STAN PALMER	MARK F #61	111,000 - 43800	7256	
3377	11/30/09	10:10	Rivergate	CRT Bruan 44	88500 41360	8264	
3378	11/30/09	10:20	Rivergate	WWM Barry 1	88140 40020	8265	
3379	11/30/09	10:00	Schnitzer	Wilkins 0810	104600 40980	104600	
3380	11/30/09	11:13	Rivergate	CRT JEFF 45	87,700 41,480	8270	
3381	11 30 09	1130	Rivergate	CRT 42 Kat	87,880 , 40,860	8276	
3382	11-30-09	12;45	Rivergate	CRT-41 Jeff	88.760 - 41660	8289	
3383	11 30 09	1:40	STAN PALMER	MARK F #61	106460 43800	7269	
3384	11/30/09	200	Rivergate	CRT Bruan #44	88,640 41580	8301	
3385	~~12/1/09~~	~~5:00~~		~~Williams~~			
3386	12-1-09	5:45	River gate	CRT- Jeff 41	87.720 - 41720	8317	
3387	12/1/09	6:25	Rivergate	CRT 44 Bruan 44	88.140 41760	8318	
3388	12/1/09	6:40	Rivergate	WWM Barry 1	88480 40140	8319	
3389	12/1/09	7:20	Schnitzer	Wilkins 0810	103780 40660	103780	
3390	12/1/09	7:26	Rivergate	CRT-42 Jeff 48	89,140 41,500	8320	
3391	12-1-09	07:50	Rivergate	CRT 42 Kat	88,660 41,100	8321	
3392	12-1-09	9;30	River gate	CRT 41 - Jeff	87.280 - 41480	8323	
3393	12/1/09	10:00	Rivergate	CRT Bruan 44	87060 41520	8326	
3394	12/1/09	10:25	Rivergate	WWM Barry 1	87620 - 40700	8330	
3395	12/1/09	10:45	Schnitzer	Wilkins 0810	103960 40840	103960	
3396	12/1/09	11:00	Rivergate	CRT- Jeff #45	88,660 41,260	8340	

*** * * REMEMBER 25 MPH MAX SPEED THRU RESIDENTIAL AREAS * * ***

94447256

TICKET NUMBER

CERTIFIED AUTOMATED TRUCK SCALE

CAT SCALE COMPANY
P.O. BOX 630
WALCOTT, IA 52773
(563) 284-6263
www.catscale.com

853
94447256

THE CAT SCALE GUARANTEE

The CAT Scale Company **GUARANTEES** that our scales will give an accurate weight. What makes us different from other scale companies is that we back up our guarantee with cash.©

IF YOU SHOULD GET AN OVERWEIGHT FINE, YOU SHOULD DO THE FOLLOWING TO GET THE PROBLEM RESOLVED:

1) Post bond and request a court date.
2) Call CAT Scale Company direct 24 hours a day at 1-877-CAT-SCALE (toll free).
3) IMMEDIATELY send a copy of the citation, CAT Scale ticket, your name, company, address, and phone number to CAT Scale Company Attn: Operations Manager.

THANK YOU FOR WEIGHING ON CAT SCALE!

The four weights shown below are separate weights. The TOTAL WEIGHT was weighed on a full length platform scale. **AXLE WEIGHTS CAN NOT BE CERTIFIED** and are **NOT LEGAL FOR TRADE, however, CAT SCALE COMPANY GUARANTEES THESE WEIGHTS TO BE CORRECT.**

DATE: 11-30-2009

SCALE LOCATION: 278
GEE-CEE'S TRUCKSTOP
I-5 AND EXIT 57
TOLEDO WA

STEER AXLE	21060 lb
DRIVE AXLE	36920 lb
TRAILER AXLE	53020 lb
TOTAL WEIGHT	111000 lb

COMPANY STAN PALMER CONST TRACTOR # 61 TRAILER # 42

WEIGHER'S SIGNATURE: TIA WARD FEE: 9.00 FULL WEIGH TICKET # (IF REWEIGH)

ONLY CERTIFIED WEIGHTS APPEAR BELOW THIS LINE

CERTIFIED WEIGHTS
(imprint seal)

GROSS

TARE 43,800

NET

WEIGH NUMBER
7256

Weyerhaeuser Company
Integrated Waste Management
Material Recovery / Transfer Facility
PO Box 188
Longview WA 98632
(206) 578-4015

WEIGHMASTER CERTIFICATE

This is to certify that the following described commodity was weighed, measured, or counted by a Weighmaster, whose signature is on this Certificate, who is a recognized authority of accuracy, as prescribed by State Law.

COMMODITY WEIGHED: FREIGHT ALL KINDS
REMARKS:
TRACTOR LICENSE # TRACTOR #
TRAILER LICENSE # TRAILER #
TRAILER LICENSE # TRAILER #

NAME OF WEIGHMASTER (print):
WEIGHMASTER SIGNATURE:

© CAT SCALE COMPANY® 12/ (WA)

94447269

TICKET NUMBER

CERTIFIED AUTOMATED TRUCK SCALE

CAT SCALE COMPANY
P.O. BOX 630
WALCOTT, IA 52773
(563) 284-6263
www.catscale.com

THE CAT SCALE GUARANTEE

The CAT Scale Company **GUARANTEES** that our scales will give an accurate weight. What makes us different from other scale companies is that we back up our guarantee with cash.©

IF YOU SHOULD GET AN OVERWEIGHT FINE, YOU SHOULD DO THE FOLLOWING TO GET THE PROBLEM RESOLVED:

1) Post bond and request a court date.
2) Call CAT Scale Company direct 24 hours a day at 1-877-CAT-SCALE (toll free).
3) IMMEDIATELY send a copy of the citation, CAT Scale ticket, your name, company, address, and phone number to CAT Scale Company Attn: Operations Manager.

THANK YOU FOR WEIGHING ON CAT SCALE!

The four weights shown below are separate weights. The TOTAL WEIGHT was weighed on a full length platform scale. **AXLE WEIGHTS CAN NOT BE CERTIFIED** and are **NOT LEGAL FOR TRADE, however, CAT SCALE COMPANY GUARANTEES THESE WEIGHTS TO BE CORRECT.**

DATE: 11-30-2009

SCALE LOCATION: 278
GEE-CEE'S TRUCKSTOP
I-5 AND EXIT 57
TOLEDO WA

STEER AXLE	21060 lb
DRIVE AXLE	36920 lb
TRAILER AXLE	51940 lb
TOTAL WEIGHT	109920 lb

COMPANY STAN PALMER CONST TRACTOR # 61 TRAILER # 42

WEIGHER'S SIGNATURE: RACHEL WALLACE FEE: 9.00 FULL WEIGH TICKET # (IF REWEIGH)

ONLY CERTIFIED WEIGHTS APPEAR BELOW THIS LINE

CERTIFIED WEIGHTS
(imprint seal)

GROSS

TARE 43800

NET

WEIGH NUMBER
7269

Weyerhaeuser Company
Integrated Waste Management
Material Recovery / Transfer Facility
PO Box 188
Longview WA 98632
(206) 578-4015

WEIGHMASTER CERTIFICATE

This is to certify that the following described commodity was weighed, measured, or counted by a Weighmaster, whose signature is on this Certificate, who is a recognized authority of accuracy, as prescribed by State Law.

COMMODITY WEIGHED: FREIGHT ALL KINDS
REMARKS:
TRACTOR LICENSE # TRACTOR #
TRAILER LICENSE # TRAILER #
TRAILER LICENSE # TRAILER #

NAME OF WEIGHMASTER (print):
WEIGHMASTER SIGNATURE:

© CAT SCALE COMPANY® 12/ (WA)

LOAD SUMMARY
Removal of Contaminated Soils

EAST BAY			GEE-CEE'S TRUCKSTOP					WEYERHAEUSER		
DATE DEPARTURE	TIME OF DEPARTURE	HAULER, DRIVER, TRUCK#	DATE	GROSS WGT (LBS)	TARE WGT (LBS)	NET WGT (LBS)	TICKET #	DATE ARRIVAL	TIME OF ARRIVAL	Load Count
12/2/2009	7:45 AM	Stan Palmer - Mark F. - #61	12/2/2009	111,140	43,800	67,340	94447323	12/2/2009	9:30 AM	290
12/15/2009	7:40 AM	Stan Palmer - Steve - #62	12/15/2009	104,240	41,440	62,800	94447571	12/15/2009	9:25 AM	291
12/15/2009	7:50 AM	Stan Palmer - Mark F. - #61	12/15/2009	97,560	43,800	53,760	94447572	12/15/2009	9:35 AM	292
12/15/2009	12:15 PM	Stan Palmer - Steve - #62	12/15/2009	103,660	41,440	62,220	94447578	12/15/2009	1:50 PM	293
12/15/2009	12:45 PM	Stan Palmer - Mark F. - #61	12/15/2009	107,060	43,800	63,260	94447579	12/15/2009	2:10 PM	294
12/16/2009	7:50 AM	Stan Palmer - Steve - #62	12/16/2009	109,460	41,440	68,020	94447599	12/16/2009	9:30 AM	295
12/16/2009	11:15 AM	Stan Palmer - Steve - #62	12/16/2009	111,880	41,440	70,440	94447607	12/16/2009	12:45 PM	296
12/17/2009	7:55 AM	Stan Palmer - Mark F. - #61	12/17/2009	103,500	43,800	59,700	94447622	12/17/2009	9:45 AM	297
12/17/2009	11:55 AM	Stan Palmer - Mark F. - #61	12/17/2009	99,320	43,800	55,520	94447642	12/17/2009	1:35 PM	298
12/17/2009	2:45 PM	Celorie - #23	12/17/2009	109,360	39,880	69,480	94447649	12/18/2009	5:50 AM	299
12/17/2009	2:55 PM	Celorie - Mark - #22	12/17/2009	105,220	39,940	65,280	94447651	12/18/2009	6:00 AM	300
12/17/2009	3:05 PM	Celorie - Biggie - #21	12/17/2009	105,240	40,500	64,740	94447652	12/18/2009	6:00 AM	301
12/17/2009	3:15 PM	Celorie - Ron - #26	12/17/2009	106,680	39,900	66,780	94447654	12/18/2009	6:00 AM	302
12/18/2009	7:45 AM	Stan Palmer - Steve - #62	12/18/2009	106,820	41,440	65,380	94447668	12/18/2009	9:10 AM	303
12/18/2009	7:55 AM	Stan Palmer - Mark F. - #61	12/18/2009	108,240	43,800	64,440	94447670	12/18/2009	9:25 AM	304
12/18/2009	10:55 AM	Stan Palmer - Steve - #62	12/18/2009	105,940	41,440	64,500	94447683	12/18/2009	12:20 PM	305
12/18/2009	11:20 AM	Stan Palmer - Mark F. - #61	12/18/2009	104,280	43,800	60,480	94447686	12/18/2009	12:50 PM	306
12/18/2009	7:45 AM	Celorie - #23	12/18/2009	106,960	39,880	67,080	94447672	12/18/2009	9:20 AM	307
12/18/2009	7:55 AM	Celorie - Mark - #22	12/18/2009	110,260	39,940	70,320	94447673	12/18/2009	9:30 AM	308
12/18/2009	8:05 AM	Celorie - Biggie - #21	12/18/2009	106,300	40,500	65,800	94447676	12/18/2009	9:30 AM	309
12/18/2009	8:20 AM	Celorie - Ron - #26	12/18/2009	107,820	39,900	67,920	94447677	12/18/2009	10:00 AM	310
12/18/2009	11:15 AM	Celorie - #23	12/18/2009	109,500	39,880	69,620	94447684	12/18/2009	12:41 PM	311
12/18/2009	11:20 AM	Celorie - Mark - #22	12/18/2009	105,960	39,940	66,020	94447685	12/18/2009	12:47 PM	312
12/18/2009	11:35 AM	Celorie - Biggie - #21	12/18/2009	108,040	40,500	67,540	94447687	12/18/2009	1:10 PM	313
12/18/2009	11:40 AM	Celorie - Ron - #26	12/18/2009	109,100	39,900	69,200	94447688	12/18/2009	1:10 PM	314
12/21/2009	7:40 AM	Stan Palmer - Steve - #62	12/21/2009	110,740	41,440	69,300	94447721	12/21/2009	9:16 AM	315

DATE DEPARTURE	TIME OF DEPARTURE	HAULER, DRIVER, TRUCK#	DATE	GROSS WGT (LBS)	TARE WGT (LBS)	NET WGT (LBS)	TICKET #	DATE ARRIVAL	TIME OF ARRIVAL	Load Count
12/21/2009	8:20 AM	Stan Palmer - Mark F. - #61	12/21/2009	110,920	43,800	67,120	94447726	12/21/2009	9:55 AM	316
12/21/2009	11:00 AM	Stan Palmer - Steve - #62	12/21/2009	107,400	41,440	65,960	94447733	12/21/2009	12:25 PM	317
12/21/2009	7:55 AM	Stan Palmer - Mark F. - #61	12/21/2009	107,280	43,800	63,480	94447761	12/21/2009	9:30 AM	318
12/21/2009	11:25 AM	Stan Palmer - Mark F. - #61	12/21/2009	108,880	43,800	65,080	94447773	12/21/2009	12:50 PM	319
12/21/2009	7:50 AM	Celorie - #23	12/21/2009	106,260	39,880	66,380	94447720	12/21/2009	9:30 AM	320
12/21/2009	7:55 AM	Celorie - Biggie - #21	12/21/2009	106,040	40,500	65,540	94447723	12/21/2009	9:30 AM	321
12/21/2009	8:10 AM	Celorie - Mark - #22	12/21/2009	111,340	39,940	71,400	94447724	12/21/2009	9:33 AM	322
12/21/2009	8:20 AM	Celorie - Ron - #26	12/21/2009	106,880	39,900	66,980	94447725	12/21/2009	9:38 AM	323
12/21/2009	11:15 AM	Celorie - #23	12/21/2009	109,040	39,880	69,160	94447734	12/21/2009	12:40 PM	324
12/21/2009	11:20 AM	Celorie - Biggie - #21	12/21/2009	105,660	40,500	65,160	94447736	12/21/2009	12:43 PM	325
12/21/2009	11:25 AM	Celorie - Mark - #22	12/21/2009	106,760	39,940	66,820	94447737	12/21/2009	12:45 PM	326
12/21/2009	11:30 AM	Celorie - Ron - #26	12/21/2009	108,100	39,900	68,200	94447739	12/21/2009	12:52 PM	327
12/21/2009	2:55 PM	Celorie - #23	12/21/2009	108,860	39,880	68,980	94447746	12/22/2009	5:55 AM	328
12/21/2009	3:05 PM	Celorie - Mark - #22	12/21/2009	107,400	39,940	67,460	94447748	12/22/2009	6:00 AM	329
12/21/2009	3:10 PM	Celorie - Biggie - #21	12/21/2009	105,700	40,500	65,200	94447747	12/22/2009	6:00 AM	330
12/21/2009	3:20 PM	Celorie - Ron - #26	12/21/2009	108,260	39,900	68,360	94447749	12/22/2009	6:00 AM	331
12/22/2009	7:30 AM	Celorie - #23	12/22/2009	108,280	39,880	68,400	94447757	12/22/2009	9:05 AM	332
12/22/2009	7:45 AM	Celorie - Mark - #22	12/22/2009	107,740	39,940	67,800	94447758	12/22/2009	9:05 AM	333
12/22/2009	7:50 AM	Celorie - Biggie - #21	12/22/2009	107,760	40,500	67,260	94447759	12/22/2009	9:10 AM	334
12/22/2009	8:00 AM	Celorie - Ron - #26	12/22/2009	105,960	39,900	66,060	94447761	12/22/2009	9:20 AM	335
12/22/2009	10:45 AM	Celorie - #23	12/22/2009	106,540	39,880	66,660	94447769	12/22/2009	12:12 PM	336
12/22/2009	10:55 AM	Celorie - Mark - #22	12/22/2009	108,860	39,940	68,920	94447770	12/22/2009	12:15 PM	337
12/22/2009	11:05 AM	Celorie - Biggie - #21	12/22/2009	103,440	40,500	62,940	94447771	12/22/2009	12:15 PM	338
12/22/2009	11:10 AM	Celorie - Ron - #26	12/22/2009	109,360	39,900	69,460	94447772	12/22/2009	12:25 PM	339
12/22/2009	2:55 PM	Celorie - #23	12/22/2009	105,060	39,880	65,180	94447782	12/23/2009	5:55 AM	340
12/22/2009	3:10 PM	Celorie - Biggie - #21	12/22/2009	106,940	40,500	66,440	94447784	12/23/2009	6:00 AM	341
12/22/2009	3:15 PM	Celorie - Mark - #22	12/22/2009	104,620	39,940	64,680	94447783	12/23/2009	6:00 AM	342
12/22/2009	3:25 PM	Celorie - Ron - #26	12/22/2009	109,540	39,900	69,640	94447785	12/23/2009	6:00 AM	343
12/23/2009	7:35 AM	Celorie - Mark - #22	12/23/2009	108,100	39,940	68,160	94447796	12/23/2009	9:08 AM	344
12/23/2009	7:40 AM	Celorie - #23	12/23/2009	107,480	39,880	67,600	94447795	12/23/2009	9:08 AM	345

DATE DEPARTURE	TIME OF DEPARTURE	HAULER, DRIVER, TRUCK#	DATE	GROSS WGT (LBS)	TARE WGT (LBS)	NET WGT (LBS)	TICKET #	DATE ARRIVAL	TIME OF ARRIVAL	Load Count
12/23/2009	7:50 AM	Celorie - Biggie - #21	12/23/2009	108,920	40,500	68,420	94447797	12/23/2009	9:23 AM	346
12/23/2009	7:55 AM	Celorie - Ron - #26	12/23/2009	108,740	39,900	68,840	94447798	12/23/2009	9:24 AM	347
12/23/2009	11:20 AM	Celorie - Mark - #22	12/23/2009	108,020	39,940	68,080	94447801	12/23/2009	12:52 PM	348
12/23/2009	11:45 AM	Celorie - Biggie - #21	12/23/2009	105,020	40,500	64,520	94447803	12/23/2009	1:02 PM	349
12/28/2009	7:45 AM	Stan Palmer - Steve - #62	12/28/2009	106480	41440	65040	94447833	12/28/2009	9:45 AM	350
12/28/2009	11:45 AM	Stan Palmer - Steve - #62	12/28/2009	108540	41440	67100	94447835	12/28/2009	1:00 PM	351
12/29/2009	9:45 AM	Stan Palmer - Steve - #62	12/29/2009	105760	41440	64320	94447855	12/29/2009	11:15 AM	352
				Total Load Count:		**352**	**Monthly Total (TONS)**		**2,086.9**	
							Total Net Weight (LBS):		**22,675,920**	
							Total Net Weight (TONS):		**11,338.0**	

TRUCK LOG SHEET

Ctrl #	DATE	TIME	CUSTOMER	HAULER, DRIVER & TRUCK#	GROSS/TARE WGT (LBS)	TICKET #	SYSTEM ID# (OFFICE USE ONLY)
3397	12-1-09	11:25	Rivergate	CRT #42 Kat	87,840 40,160	8345	
3398	12-1-09	12:40	CDL RECYCLE	JORDAN #841	85,140 41,951	17045	
3399	12-1-09	1:00	River Gate	CRT 41 Jeff	82,820 - 41660	8353	
3400	12-2-09	6:30	River gate	CRT-41 Jeff	82,220 - 41640	8376	
3401	12/2/09	7:00	Schnitzer	Wilkins 0810	103820 40670		
3402	12/2/09	7:25	Rivergate	CRT Bryan 44	88,800 41,440	8387	
3403	12-2-09	9:30	STANPALMER	MARK F. #61	111,140 - 43800	7323	
3404	12/2/09	10:45	Schnitzer	Wilkins 0810	103740 40840		
3405	12/3/09	6:30	River gate	CRT- 41 Jeff	82,880 - 41680	8431	
3406	12-3-09	7:05	River Gate	CRT Bryan 44	88,700 41260	8432	
3407	12/3/09	7:20	Schnitzer	Wilkins 0810	102020 40620		
3408	12/3/09	7:45	Schnitzer	WILKINS 97-81	103,460 40,140		
3409	12/3/09	1:00	CDL RECYCLE	JORDAN 841	86,780 41,951	17090	
3410	12-4-09	2:00	River gate	CRT- 41 Jeff	82,700 - 41,600	8499	
3411	12-4-09	7:30	River gate	CRT Bryan 44	88,540 41,620	8506	
3412	12/4/09	8:45	Schnitzer	Wilkins Shop L-17	96,580 49,340		
3413	12-4-09	8:45	Schnitzer	Wilkins - Red L-16	98,640 45,960		
3414	12-7-09	7:00	River gate	CRT- 41	86,780 - 45300	8565	
3415							
3416							
3417							
3418							
3419							
3420							

*** REMEMBER 25 MPH MAX SPEED THRU RESIDENTIAL AREAS ***

94447323
TICKET NUMBER

CERTIFIED AUTOMATED TRUCK SCALE

CAT SCALE COMPANY
P.O. BOX 630
WALCOTT, IA 52773
(563) 284-6263
www.catscale.com

THE CAT SCALE GUARANTEE

The CAT Scale Company **GUARANTEES** that our scales will give an accurate weight. What makes us different from other scale companies is that we back up our guarantee with cash.

IF YOU SHOULD GET AN OVERWEIGHT FINE, YOU SHOULD DO THE FOLLOWING TO GET THE PROBLEM RESOLVED:

1) Post bond and request a court date.
2) Call CAT Scale Company direct 24 hours a day at 1-877-CAT-SCALE (toll free).
3) IMMEDIATELY send a copy of the citation, CAT Scale ticket, your name, company, address, and phone number to CAT Scale Company Attn: Operations Manager.

THANK YOU FOR WEIGHING ON CAT SCALE!

The four weights shown below are separate weights. The TOTAL WEIGHT was weighed on a full length platform scale. **AXLE WEIGHTS CAN NOT BE CERTIFIED** and are **NOT LEGAL FOR TRADE, however, CAT SCALE COMPANY GUARANTEES THESE WEIGHTS TO BE CORRECT.**

DATE: 12-02-2009

SCALE LOCATION: 278
GEE-CEE'S TRUCKSTOP
I-5 AND EXIT 57
TOLEDO WA

STEER AXLE
DRIVE AXLE
TRAILER AXLE
TOTAL WEIGHT

COMPANY STAN PALMER CONST TRACTOR # TRAILER #

WEIGHER'S SIGNATURE: TIA WARD FEE: FULL WEIGH TICKET # (IF REWEIGH)

ONLY CERTIFIED WEIGHTS APPEAR BELOW THIS LINE

CERTIFIED WEIGHTS
(imprint seal)

GROSS 111140
TARE 43800
NET 67340 - 33.6

WEIGH NUMBER
7323

WEIGHMASTER CERTIFICATE

This is to certify that the following described commodity was weighed, measured, or counted by a Weighmaster, whose signature is on this Certificate, who is a recognized authority of accuracy, as prescribed by State Law.

COMMODITY WEIGHED:
REMARKS:
TRACTOR LICENSE # TRACTOR #
TRAILER LICENSE # TRAILER #
TRAILER LICENSE # TRAILER #

NAME OF WEIGHMASTER (print):
WEIGHMASTER SIGNATURE:

© CAT SCALE COMPANY 12/0
(WA)

TRUCK LOG SHEET

Ctrl #	DATE	TIME	CUSTOMER	HAULER, DRIVER & TRUCK#	GROSS/TARE WGT (LBS)	TICKET #	SYSTEM ID# (OFFICE USE ONLY)
3445	12-15	9:25	Stan Palmer	Steve #62	104,240 41440	7571	
3446	"	9:35	STAN PALMER	MARK F. #61	97,560 43800	7572	
3447	12-15-09	10:50	Schnitzer	WILKINS 0899	100700 41480		
3448	12/15/09	10:50	" "	" " 08101	101720 40960		
3449	12-15-09	11:30	" "	" " 08105	102700 41480		
3450	12-15	1:50	Stan Palmer	Steve #62	103660 41440	7578	
3451	12-15	2:10	STAN PALMER	MARK F #61	107060 43800	7579	
3452	12-15	1:30	Schnitzer	WILKINS, Stuart, 08-103	102320 40620		
3453	12/16/09	6:15	Rover Gate	CRT-41 - Jeff	87,360 - 41580	8908	
3454	12/16/09	6:25	Schnitzer	Wilkins 08105	101420 41140		
3455	12/16/09	6:45	Rivergate	CRT Bruin 44	88,660 41820	8909	
3456	12/16/09	6:55	Schnitzer	Wilkins 08101	103200 40720		
3457	12/16/09	7:16	Rivergate	CRT-45 Jeff D 45	87,700 41,500	8910	
3458	12/16/09	7:47	Schnitzer	WILKINS 0899	103000 41260	49277	
3459	12/16/09	7:47	Schnitzer	WILKINS, Stuart, 08-103	101300 40400		
3460	12-16-09	8:50	Rivergate	CRT 42 Kent	88,750 41,200	8911	
3461	12-16-09	9:00	SCHNITZER	WILKINS - Tommy 08-100	103200 - 40840		
3462	12-16-09	9:30	Stan Palmer	Steve #62	109,460 41440	7599	
3463	12-16-09	10:15	Schnitzer	Wilkins 08105	102760 41280		
3464	12/16/09	10:45	" "	" " 08101	101880 40960		
3465	12-16-09	10:45	Rover Gate	CRT-41 Jeff	86,620 - 41860	8931	
3466	12-16-09	11:45	Rover Gate	CRT Bruin 44	89,380 41620	8935	
3467	12-16-09	11:59	Rivergate	CRT Jeff D 45	88,120 41,700	8933	
3468	12-16-09	12:14	Schnitzer	WILKINS, Stuart, 08-103	103720 40,700		

* * * REMEMBER 25 MPH MAX SPEED THRU RESIDENTIAL AREAS * * *

TRUCK LOG SHEET

Ctrl #	DATE	TIME	CUSTOMER	HAULER, DRIVER & TRUCK#	GROSS/TARE WGT (LBS)	TICKET #	SYSTEM ID# (OFFICE USE ONLY)
3469	12-16-09	12:45	Stan Palmer	Steve # 102	111,880 41,440	765	
3470	12-16-09	1:10	SCHNITZER	WILKINS-Tommy- 08-100	100820 40660		
3471	12-17-09	6:15	" "	" " 05105	103820 41340		
3472	12-17-09	6:55	" "	" " 0800	102480 40800		
3473	12/17/09	6:55	Rivergate	CRJ Jeff 044	89,280 41,840	8179	
3474	12-17-09	0725	Rivergate	CRJ-42 [illegible]	88,440 41,160	8178	
3475	12-17-09	7:30	Rivergate	CRJ-41 Jeff	89,020 41640	8978	
3476	12-17-09	757	Schnitzer	Wilkins 0899	102400 41660		
3477	12-17	9:45	STAN PALMER	MARK F #61	105500 - 43800	7622	
3478							
3479							
3480							
3481							
3482							
3483							
3484							
3485							
3486							
3487							
3488							
3489							
3490							
3491							
3492							

*** * * REMEMBER 25 MPH MAX SPEED THRU RESIDENTIAL AREAS * * ***

94447571

TICKET NUMBER

CERTIFIED AUTOMATED TRUCK SCALE

CAT SCALE COMPANY
P.O. BOX 630
WALCOTT, IA 52773
(563) 284-6263
www.catscale.com

THE CAT SCALE GUARANTEE

The CAT Scale Company **GUARANTEES** that our scales will give an accurate weight. What makes us different from other scale companies is that we back up our guarantee with cash.©

IF YOU SHOULD GET AN OVERWEIGHT FINE, YOU SHOULD DO THE FOLLOWING TO GET THE PROBLEM RESOLVED:

1) Post bond and request a court date.
2) Call CAT Scale Company direct 24 hours a day at 1-877-CAT-SCALE (toll free).
3) IMMEDIATELY send a copy of the citation, CAT Scale ticket, your name, company, address, and phone number to CAT Scale Company Attn: Operations Manager.

THANK YOU FOR WEIGHING ON CAT SCALE!

The four weights shown below are separate weights. The TOTAL WEIGHT was weighed on a full length platform scale. **AXLE WEIGHTS CAN NOT BE CERTIFIED** and are **NOT LEGAL FOR TRADE, however, CAT SCALE COMPANY GUARANTEES THESE WEIGHTS TO BE CORRECT.**

DATE: 12-15-2009

SCALE LOCATION: 278
GEE-CEE'S TRUCKSTOP
I-5 AND EXIT 57
TOLEDO WA

STEER AXLE	21920 lb
DRIVE AXLE	33500 lb
TRAILER AXLE	48820 lb
TOTAL WEIGHT	104240 lb

849
94447571

COMPANY ~~STAN PALMER CONST~~ TRACTOR # ~~62~~ TRAILER # ~~62T~~

WEIGHER'S SIGNATURE: TIA WARD **FEE:** 9.00 FULL WEIGH TICKET # (IF REWEIGH)

ONLY CERTIFIED WEIGHTS APPEAR BELOW THIS LINE

CERTIFIED WEIGHTS
(imprint seal)

GROSS

TARE 41,440

NET

WEIGH NUMBER
7571

WEIGHMASTER CERTIFICATE

This is to certify that the following described commodity was weighed, measured, or counted by a Weighmaster, whose signature is on this Certificate, who is a recognized authority of accuracy, as prescribed by State Law.

COMMODITY WEIGHED: FREIGHT ALL KINDS
REMARKS:
TRACTOR LICENSE # TRACTOR #
TRAILER LICENSE # TRAILER #
TRAILER LICENSE # TRAILER #

NAME OF WEIGHMASTER (print):
WEIGHMASTER SIGNATURE:

© CAT SCALE COMPANY® 12/08 (WA)

94447572

TICKET NUMBER

CERTIFIED AUTOMATED TRUCK SCALE

CAT SCALE COMPANY
P.O. BOX 630
WALCOTT, IA 52773
(563) 284-6263
www.catscale.com

855
94447572

THE CAT SCALE GUARANTEE

The CAT Scale Company **GUARANTEES** that our scales will give an accurate weight. What makes us different from other scale companies is that we back up our guarantee with cash.©

IF YOU SHOULD GET AN OVERWEIGHT FINE, YOU SHOULD DO THE FOLLOWING TO GET THE PROBLEM RESOLVED:

1) Post bond and request a court date.
2) Call CAT Scale Company direct 24 hours a day at 1-877-CAT-SCALE (toll free).
3) IMMEDIATELY send a copy of the citation, CAT Scale ticket, your name, company, address, and phone number to CAT Scale Company Attn: Operations Manager.

THANK YOU FOR WEIGHING ON CAT SCALE!

The four weights shown below are separate weights. The TOTAL WEIGHT was weighed on a full length platform scale. **AXLE WEIGHTS CAN NOT BE CERTIFIED** and are **NOT LEGAL FOR TRADE, however, CAT SCALE COMPANY GUARANTEES THESE WEIGHTS TO BE CORRECT.**

DATE: 12-15-2009

SCALE LOCATION: 278
GEE-CEE'S TRUCKSTOP
I-5 AND EXIT 57
TOLEDO WA

STEER AXLE	20660 lb
DRIVE AXLE	32060 lb
TRAILER AXLE	44840 lb
TOTAL WEIGHT	97560 lb

COMPANY STAN PALMER CONST TRACTOR # 61 TRAILER # 42

WEIGHER'S SIGNATURE: TIA WARD FEE: 9.00 FULL WEIGH TICKET # (IF REWEIGH)

ONLY CERTIFIED WEIGHTS APPEAR BELOW THIS LINE

CERTIFIED WEIGHTS
(imprint seal)

GROSS 97560
TARE 43800
NET 53760 - 26.8

WEIGH NUMBER
7572

WEIGHMASTER CERTIFICATE

This is to certify that the following described commodity was weighed, measured, or counted by a Weighmaster, whose signature is on this Certificate, who is a recognized authority of accuracy, as prescribed by State Law.

COMMODITY WEIGHED: FREIGHT ALL KINDS
REMARKS:
TRACTOR LICENSE # TRACTOR #
TRAILER LICENSE # TRAILER #
TRAILER LICENSE # TRAILER #

NAME OF WEIGHMASTER (print):
WEIGHMASTER SIGNATURE:

© CAT SCALE COMPANY® 12/08 (WA)

94447578

TICKET NUMBER

CERTIFIED AUTOMATED TRUCK SCALE

CAT SCALE COMPANY
P.O. BOX 630
WALCOTT, IA 52773
(563) 284-6263
www.catscale.com

1218
94447578

THE CAT SCALE GUARANTEE

The CAT Scale Company **GUARANTEES** that our scales will give an accurate weight. What makes us different from other scale companies is that we back up our guarantee with cash.©

IF YOU SHOULD GET AN OVERWEIGHT FINE, YOU SHOULD DO THE FOLLOWING TO GET THE PROBLEM RESOLVED:

1) Post bond and request a court date.
2) Call CAT Scale Company direct 24 hours a day at 1-877-CAT-SCALE (toll free).
3) IMMEDIATELY send a copy of the citation, CAT Scale ticket, your name, company, address, and phone number to CAT Scale Company Attn: Operations Manager.

THANK YOU FOR WEIGHING ON CAT SCALE!

The four weights shown below are separate weights. The TOTAL WEIGHT was weighed on a full length platform scale. **AXLE WEIGHTS CAN NOT BE CERTIFIED** and are **NOT LEGAL FOR TRADE, however, CAT SCALE COMPANY GUARANTEES THESE WEIGHTS TO BE CORRECT.**

DATE: 12-15-2009

SCALE LOCATION: 278
GEE-CEE'S TRUCKSTOP
I-5 AND EXIT 57
TOLEDO WA

STEER AXLE	17000 lb
DRIVE AXLE	39280 lb
TRAILER AXLE	47380 lb
TOTAL WEIGHT	103660 lb

COMPANY STAN PALMER CONST TRACTOR # 62 TRAILER # 62T

WEIGHER'S SIGNATURE: Tia Ward TIA WARD FEE: 9.00 FULL WEIGH TICKET # _____ (IF REWEIGH)

ONLY CERTIFIED WEIGHTS APPEAR BELOW THIS LINE

CERTIFIED WEIGHTS
(imprint seal)

GROSS

TARE 41,440

NET

WEIGH NUMBER
7578

WEIGHMASTER CERTIFICATE

This is to certify that the following described commodity was weighed, measured, or counted by a Weighmaster, whose signature is on this Certificate, who is a recognized authority of accuracy, as prescribed by State Law.

COMMODITY WEIGHED: FREIGHT ALL KINDS

REMARKS: _____

TRACTOR LICENSE # _____ TRACTOR # _____

TRAILER LICENSE # _____ TRAILER # _____

TRAILER LICENSE # _____ TRAILER # _____

NAME OF WEIGHMASTER (print): _____

WEIGHMASTER SIGNATURE: _____

© CAT SCALE COMPANY® 12/08 (WA)

94447579

TICKET NUMBER

CERTIFIED AUTOMATED TRUCK SCALE

CAT SCALE COMPANY
P.O. BOX 630
WALCOTT, IA 52773
(563) 284-6263
www.catscale.com

THE CAT SCALE GUARANTEE

The CAT Scale Company **GUARANTEES** that our scales will give an accurate weight. What makes us different from other scale companies is that we back up our guarantee with cash.©

IF YOU SHOULD GET AN OVERWEIGHT FINE, YOU SHOULD DO THE FOLLOWING TO GET THE PROBLEM RESOLVED:

1) Post bond and request a court date.
2) Call CAT Scale Company direct 24 hours a day at 1-877-CAT-SCALE (toll free).
3) IMMEDIATELY send a copy of the citation, CAT Scale ticket, your name, company, address, and phone number to CAT Scale Company Attn: Operations Manager.

THANK YOU FOR WEIGHING ON CAT SCALE!

The four weights shown below are separate weights. The TOTAL WEIGHT was weighed on a full length platform scale. **AXLE WEIGHTS CAN NOT BE CERTIFIED** and are **NOT LEGAL FOR TRADE, however, CAT SCALE COMPANY GUARANTEES THESE WEIGHTS TO BE CORRECT.**

DATE: 12-15-2009

SCALE LOCATION: 278
GEE-CEE'S TRUCKSTOP
I-5 AND EXIT 57
TOLEDO WA

STEER AXLE	21500 lb
DRIVE AXLE	36120 lb
TRAILER AXLE	49440 lb
TOTAL WEIGHT	107060 lb

COMPANY ~~STAN PALMER CONST~~ TRACTOR # ~~61~~ TRAILER # ~~42~~

WEIGHER'S SIGNATURE: Tia Ward TIA WARD **FEE:** 9.00 FULL WEIGH TICKET # _____ (IF REWEIGH)

ONLY CERTIFIED WEIGHTS APPEAR BELOW THIS LINE

CERTIFIED WEIGHTS
(imprint seal)

GROSS 107060

TARE 43800

NET 63260 - 316

WEIGH NUMBER
7579

WEIGHMASTER CERTIFICATE

This is to certify that the following described commodity was weighed, measured, or counted by a Weighmaster, whose signature is on this Certificate, who is a recognized authority of accuracy, as prescribed by State Law.

COMMODITY WEIGHED: FREIGHT ALL KINDS

REMARKS: _____

TRACTOR LICENSE # _____ TRACTOR # _____

TRAILER LICENSE # _____ TRAILER # _____

TRAILER LICENSE # _____ TRAILER # _____

NAME OF WEIGHMASTER (print): _____

WEIGHMASTER SIGNATURE: _____

© CAT SCALE COMPANY® 12/08 (WA)

94447599

TICKET NUMBER

CERTIFIED AUTOMATED TRUCK SCALE

CAT SCALE COMPANY
P.O. BOX 630
WALCOTT, IA 52773
(563) 284-6263
www.catscale.com

853
94447599

THE CAT SCALE GUARANTEE

The CAT Scale Company **GUARANTEES** that our scales will give an accurate weight. What makes us different from other scale companies is that we back up our guarantee with cash.©

IF YOU SHOULD GET AN OVERWEIGHT FINE, YOU SHOULD DO THE FOLLOWING TO GET THE PROBLEM RESOLVED:

1) Post bond and request a court date.
2) Call CAT Scale Company direct 24 hours a day at 1-877-CAT-SCALE (toll free).
3) IMMEDIATELY send a copy of the citation, CAT Scale ticket, your name, company, address, and phone number to CAT Scale Company Attn: Operations Manager.

THANK YOU FOR WEIGHING ON CAT SCALE!

The four weights shown below are separate weights. The TOTAL WEIGHT was weighed on a full length platform scale. **AXLE WEIGHTS CAN NOT BE CERTIFIED** and are **NOT LEGAL FOR TRADE, however, CAT SCALE COMPANY GUARANTEES THESE WEIGHTS TO BE CORRECT.**

DATE: 12-16-2009

SCALE LOCATION: 278
GEE-CEE'S TRUCKSTOP
I-5 AND EXIT 57
TOLEDO WA

STEER AXLE	22980 lb
DRIVE AXLE	35440 lb
TRAILER AXLE	51040 lb
TOTAL WEIGHT	109460 lb

COMPANY STAN PALMER CONST TRACTOR # 62 TRAILER # 62

WEIGHER'S SIGNATURE: RACHEL WALLACE FEE: 9.00 FULL WEIGH TICKET # (IF REWEIGH)

ONLY CERTIFIED WEIGHTS APPEAR BELOW THIS LINE

CERTIFIED WEIGHTS
(imprint seal)

GROSS

TARE 41,440

NET

WEIGH NUMBER
7599

WEIGHMASTER CERTIFICATE

This is to certify that the following described commodity was weighed, measured, or counted by a Weighmaster, whose signature is on this Certificate, who is a recognized authority of accuracy, as prescribed by State Law.

COMMODITY WEIGHED: FREIGHT ALL KINDS
REMARKS:
TRACTOR LICENSE # TRACTOR #
TRAILER LICENSE # TRAILER #
TRAILER LICENSE # TRAILER #

NAME OF WEIGHMASTER (print):
WEIGHMASTER SIGNATURE:

© CAT SCALE COMPANY® 12/08 (WA)

94447607

TICKET NUMBER

CERTIFIED AUTOMATED TRUCK SCALE

CAT SCALE COMPANY
P.O. BOX 630
WALCOTT, IA 52773
(563) 284-6263
www.catscale.com

1211
94447607

THE CAT SCALE GUARANTEE

The CAT Scale Company **GUARANTEES** that our scales will give an accurate weight. What makes us different from other scale companies is that we back up our guarantee with cash.©

IF YOU SHOULD GET AN OVERWEIGHT FINE, YOU SHOULD DO THE FOLLOWING TO GET THE PROBLEM RESOLVED:

1) Post bond and request a court date.
2) Call CAT Scale Company direct 24 hours a day at 1-877-CAT-SCALE (toll free).
3) IMMEDIATELY send a copy of the citation, CAT Scale ticket, your name, company, address, and phone number to CAT Scale Company Attn: Operations Manager.

THANK YOU FOR WEIGHING ON CAT SCALE!

The four weights shown below are separate weights. The TOTAL WEIGHT was weighed on a full length platform scale. **AXLE WEIGHTS CAN NOT BE CERTIFIED** and are **NOT LEGAL FOR TRADE, however, CAT SCALE COMPANY GUARANTEES THESE WEIGHTS TO BE CORRECT.**

DATE: 12-16-2009

SCALE LOCATION: 278
GEE-CEE'S TRUCKSTOP
I-5 AND EXIT 57
TOLEDO WA

STEER AXLE	23380 lb
DRIVE AXLE	33020 lb
TRAILER AXLE	55480 lb
TOTAL WEIGHT	111880 lb

COMPANY PALMER TRACTOR # 62 TRAILER # 62

WEIGHER'S SIGNATURE Cassie Lingre CASSANDRA L INGRE FEE: 9.00 FULL WEIGH TICKET # (IF REWEIGH)

ONLY CERTIFIED WEIGHTS APPEAR BELOW THIS LINE

CERTIFIED WEIGHTS
(imprint seal)

GROSS

TARE

NET

WEIGH NUMBER
7607

WEIGHMASTER CERTIFICATE

This is to certify that the following described commodity was weighed, measured, or counted by a Weighmaster, whose signature is on this Certificate, who is a recognized authority of accuracy, as prescribed by State Law.

COMMODITY WEIGHED: FREIGHT ALL KINDS

REMARKS:

TRACTOR LICENSE # TRACTOR #

TRAILER LICENSE # TRAILER #

TRAILER LICENSE # TRAILER #

NAME OF WEIGHMASTER (print):

WEIGHMASTER SIGNATURE:

© CAT SCALE COMPANY® 12/08 (WA)

TRUCK LOG SHEET

Ctrl #	DATE	TIME	CUSTOMER	HAULER, DRIVER & TRUCK#	GROSS/TARE WGT (LBS)	TICKET #	SYSTEM ID# (OFFICE USE ONLY)
3469	12-16-09	12:45	Stan Palmer	Steve # 62	111,880 41,440	[illegible]	
3470	12-16-09	[illegible]	Schnitzer	Wilkins-Tommy- DB-100	[illegible] 40660		
3471	12/17/09	6:15	"	" " 08105	103820 41340		
3472	12/17/09	6:55	"	" " 08101	102480 40800		
3473	12/17/09	6:58	Rivergate	CRT JEFF 044	89,280 41,840	8974	
3474	12/17/09	0725	Rivergate	CRT 42 Kat	88,480 41,160	8980	
3475	12-17-09	7:30	River gate	CRT-41 Jeff	89,020 41,648	8978	
3476	12-17-09	756	Schnitzer	Wilkins 0899	102400 41660		
3477	12-17	9:45	STAN PALMER	MARK F. #61	105500 43800	7622	
3478	12-17	10:35	Rivergate	JEFF D CRT # 44	87,260 41540	8992	
3479	12-17	11:00	River gate	CRT-41 - Jeff	89.300 41840	9003	
3480	12-17	11:55	Rivergate	CRT 42 Kat	87,400 40,880	8996	
3481	12-17	1:35	STAN PALMER	MARK F. #61	99,320 43800	7642	
3482	12-18	5:50	Port of Olympia	Celorie 23	104360 39880	[illegible]649	
3483	12-18	6:00	"	" Mark 22	105220 [illegible]	7651	
3484	12-18	600	"	" Biggie 21	[illegible] 40500	7652	
3485	12-18	600	"	" Watson 20	106680 39900	7654	
3486	12-18-09	6:30	River gate	CRT 41	88.660 41,860	9056	
3487	12-18-09	7:03	Rivergate	CRT JEFF D #45	86,180 41,660	9057	
3488	12-18-09	7:20	Rivergate	CRT 42 Kat	88,420 41,280	9054	
3489	12-18-09	9:10	Stan Palmer	Steve #62	[illegible] 41,440	7668	
3490	12-18-09	9:20	Olympia	Celorie 23	106960 39880	7671	
3491	12-18	9:25	STAN PALMER	MARK F. #61	108240 43[illegible]	7670	
3492	12-18	930	Olympia	Celoria Mark 22	110260 39940	7673	

*** REMEMBER 25 MPH MAX SPEED THRU RESIDENTIAL AREAS ***

94447622

TICKET NUMBER

CERTIFIED AUTOMATED TRUCK SCALE

CAT SCALE COMPANY
P.O. BOX 630
WALCOTT, IA 52773
(563) 284-6263
www.catscale.com

908

94447622

THE CAT SCALE GUARANTEE

The CAT Scale Company **GUARANTEES** that our scales will give an accurate weight. What makes us different from other scale companies is that we back up our guarantee with cash.©

IF YOU SHOULD GET AN OVERWEIGHT FINE, YOU SHOULD DO THE FOLLOWING TO GET THE PROBLEM RESOLVED:

1) Post bond and request a court date.
2) Call CAT Scale Company direct 24 hours a day at 1-877-CAT-SCALE (toll free).
3) IMMEDIATELY send a copy of the citation, CAT Scale ticket, your name, company, address, and phone number to CAT Scale Company Attn: Operations Manager.

THANK YOU FOR WEIGHING ON CAT SCALE!

The four weights shown below are separate weights. The TOTAL WEIGHT was weighed on a full length platform scale. **AXLE WEIGHTS CAN NOT BE CERTIFIED** and are **NOT LEGAL FOR TRADE, however, CAT SCALE COMPANY GUARANTEES THESE WEIGHTS TO BE CORRECT.**

DATE: 12-17-2009

SCALE LOCATION: 278
GEE-CEE'S TRUCKSTOP
I-5 AND EXIT 57
TOLEDO WA

STEER AXLE	21060 lb
DRIVE AXLE	35120 lb
TRAILER AXLE	47320 lb
TOTAL WEIGHT	103500 lb

COMPANY STAN PALMER CONST TRACTOR # 61 TRAILER # 42

WEIGHER'S SIGNATURE: Rachel Wallace FEE: 9.00 FULL WEIGH TICKET # (IF REWEIGH)

RACHEL WALLACE

ONLY CERTIFIED WEIGHTS APPEAR BELOW THIS LINE

CERTIFIED WEIGHTS (imprint seal)

GROSS 103500

TARE 43800

NET 59700 - 29.8

WEIGH NUMBER
7622

WEIGHMASTER CERTIFICATE

This is to certify that the following described commodity was weighed, measured, or counted by a Weighmaster, whose signature is on this Certificate, who is a recognized authority of accuracy, as prescribed by State Law.

COMMODITY WEIGHED: FREIGHT ALL KINDS

REMARKS:

TRACTOR LICENSE # TRACTOR #

TRAILER LICENSE # TRAILER #

TRAILER LICENSE # TRAILER #

NAME OF WEIGHMASTER (print):

WEIGHMASTER SIGNATURE:

© CAT SCALE COMPANY 12/0 (WA)

94447642

TICKET NUMBER

CERTIFIED AUTOMATED TRUCK SCALE

CAT SCALE COMPANY
P.O. BOX 630
WALCOTT, IA 52773
(563) 284-6263
www.catscale.com

THE CAT SCALE GUARANTEE

The CAT Scale Company **GUARANTEES** that our scales will give an accurate weight. What makes us different from other scale companies is that we back up our guarantee with cash.©

IF YOU SHOULD GET AN OVERWEIGHT FINE, YOU SHOULD DO THE FOLLOWING TO GET THE PROBLEM RESOLVED:

1) Post bond and request a court date.
2) Call CAT Scale Company direct 24 hours a day at 1-877-CAT-SCALE (toll free).
3) IMMEDIATELY send a copy of the citation, CAT Scale ticket, your name, company, address, and phone number to CAT Scale Company Attn: Operations Manager.

THANK YOU FOR WEIGHING ON CAT SCALE!

The four weights shown below are separate weights. The TOTAL WEIGHT was weighed on a full length platform scale. **AXLE WEIGHTS CAN NOT BE CERTIFIED** and are **NOT LEGAL FOR TRADE, however, CAT SCALE COMPANY GUARANTEES THESE WEIGHTS TO BE CORRECT.**

DATE: 12-17-2009

SCALE LOCATION: 278
GEE-CEE'S TRUCKSTOP
I-5 AND EXIT 57
TOLEDO WA

STEER AXLE	[illegible]
DRIVE AXLE	[illegible]
TRAILER AXLE	[illegible]
TOTAL WEIGHT	[illegible]

COMPANY STAN PALMER CONST TRACTOR # TRAILER #

WEIGHER'S SIGNATURE: FEE: FULL WEIGH TICKET # (IF REWEIGH)

ITA WARD

ONLY CERTIFIED WEIGHTS APPEAR BELOW THIS LINE

CERTIFIED WEIGHTS (imprint seal)

GROSS 99320

TARE 43800

NET 55520 27.7

WEIGH NUMBER
7642

WEIGHMASTER CERTIFICATE

This is to certify that the following described commodity was weighed, measured, or counted by a Weighmaster, whose signature is on this Certificate, who is a recognized authority of accuracy, as prescribed by State Law.

COMMODITY WEIGHED: FREIGHT ALL KINDS

REMARKS:

TRACTOR LICENSE # TRACTOR #

TRAILER LICENSE # TRAILER #

TRAILER LICENSE # TRAILER #

NAME OF WEIGHMASTER (print):

WEIGHMASTER SIGNATURE:

© CAT SCALE COMPANY 12/0 (WA)

TRUCK LOG SHEET

Ctrl #	DATE	TIME	CUSTOMER	HAULER, DRIVER & TRUCK#	GROSS/TARE WGT (LBS)		TICKET #	SYSTEM ID# (OFFICE USE ONLY)
3469	12-16-09	12:45	Stan Palmer	Steve # 62	111,880	41,440	7697	
3470	12-16-09	1:10	Schnitzer	Wilkins-Tommy- 08-100	100820	[illegible]		
3471	12/17/09	[illegible]	" "	" " 08105	103820	41,340		
3472	12/17/09	6:55	" "	" " 0810[illegible]	[illegible]780	40800		
3473	12/17/09	6:5[illegible]	Rivergate	CRT Jeff D 044	89,280	41,840	8979	
3474	12/17/09	0725	Rivergate	CRT 42 Kirk	88,440	41,160	8980	
3475	12-17-09	7:30	River gate	[illegible] Jeff	89,020	41640	8978	
3476	12-17-09	756	Schnitzer	WILKINS 0899	102400	41660		
3477	12-17	9:45	STAN PALMER	MARK F. #61	105500	43800	7622	
3478	12-17	10:35	Rivergate	Jeff D CRT # 44	[illegible]260	41,540	8992	
3479	12-17	11:[illegible]0	River gate	CRT-41 - Jeff	89,300	41840	9003	
3480	12-17	1:55	Rivergate	CRT 42 Kirk	87,400	40,880	8996	
3481	12-17	1:35	STAN PALMER	MARK F. #61	99,320	43800	7692	
3482	12-18	5:30	Port of Olympia	Celorie #3	109360	39880	7649	
3483	12-18	600	"	" Mark 22	105220	39940	7651	
3484	12-18	600	"	" Bigsby 21	105240	40500	7652	
3485	12-18	6:00	"	" Watson 26	106680	39900	7654	
3486	12-18-09	6:30	River gate	CRT-41	88,660	[illegible]	[illegible]	
3487	12-18-09	7:05	Rivergate	CRT Jeff D #45	86,180	41,660	9057	
3488	12-18-09	7:20	Rivergate	CRT 42 Kirk	88,420	41,280	9054	
3489	12-18-09	4:10	Stan Palmer	Steve #61	106820	[illegible]	[illegible]8	
3490	12-18-09	9:20	Olympia	Celorie #3	109160	39880	7674	
3491	12-18	9:25	STAN PALMER	MARK F. #61	[illegible]	43800	[illegible]70	
3492	12-18	9:30	Olympia	Celorie Mark 22	110260	39940	7673	

*** REMEMBER 25 MPH MAX SPEED THRU RESIDENTIAL AREAS ***

TRUCK LOG SHEET

Ctrl #	DATE	TIME	CUSTOMER	HAULER, DRIVER & TRUCK#	GROSS/TARE WGT (LBS)	TICKET #	SYSTEM ID# (OFFICE USE ONLY)
3493	12\18	930	Olympia	Celorie Bros. Biggie #21	106300 40500	7676	
3494	12-18-09	9:45	River Gate	CRT 41 Jeff	88.880 41,600	9061	
3495	12/18	10:00	olympia	Celorie Ron #26	107820 39900	7677	
3496	12/18	10:15	River Gate	CRT 45 Jeff #45	87,580 41,360	9062	
3497	12/18 09	10 55	Rivergate	CRT 42 Kat	88927 41,020	9065	
3498	12-18-09	12:20	STAN Palmer	Steve #62	105940 41,740	7683	
3499	12-18-09	12:41	Olympia	Celorie 23	109500 39,880	7684	
3500	12-18	1247	"	" Mark 22	105960 39940	7685	
3501	12-18	12:50	STAN PALMER	MARK T. #61	104780 43500	7686	
3502	12-18-09	1:00	River Gate	CRT-41 Jeff	88.820 41,880	9015	
3503	12\18	1110	Olympia	Celorie Bros Biggie #21	108240 40500	7687	
3504	12/18	1110	Olympia	Celorie Ron #26	109100 39900	7688	
3505	12/18	2:07	River GATE	CRT Jeff D #45	88,260 41540	9026	
3506	12-21-09	6.45	River gate	CRT-41 Jeff	88.520 41,500	9091	
3507	12 21 09	8:15	RiverGate	CRT Brian 44	88,960 41,900	9092	
3508	12-21-09	6.45	Rivergate	CRT - Jeff D 45	87,200 41,680	9093	
3509	12-21-09	8:25	Rivergate	CRT 42 Kat	88,120 41,080		
3510	12-21	9:15	River Gate	CRT 41- Jeff	87.460 41,980	9096	
3511	12-21-09	9:16	Stan Palmer	Steve #62	110740 41,440	7721	
3512	12-21	9:30	Olympia	Celorie 23	106260 39880	7720	
3513	12/21	9 30	"	" Biggie #21	106040 40500	7723	
3514	12/21	9:33	"	" Mark #22	111340 39940	7724	
3515	12/21	9:38	"	" Ron #26	106880 39900	7725	
3516	12/21	9:45	Rivergate	CRT Brian 44	89,800 41620	9101	

*** REMEMBER 25 MPH MAX SPEED THRU RESIDENTIAL AREAS ***

TRUCK LOG SHEET

Ctrl #	DATE	TIME	CUSTOMER	HAULER, DRIVER & TRUCK#	GROSS/TARE WGT (LBS)	TICKET #	SYSTEM ID# (OFFICE USE ONLY)
3517	~~12-21~~	~~9:55~~	~~STAN PALMER~~	MARK F. #61	110920 43800	~~7726~~	
3518	12-21	10:35	Rivergate	JEFF D (CRT) #45	88,100 41,480	9103	
3519	12-21	10:55	Rivergate	CRT #42 Kat	87,420 41,320	9112	
3520	~~12-21~~	12:25	Stan Palmer	Steve #62	107400 41440	~~7737~~	
3521	12-21	12:40	Olympia	Celeve 23	109040 39880	7734	
3522	12/21	1243	"	" #21	105660 40500	7736	
3523	12/21	12:45	"	" Mark #22	106760 39940	7737	
3524	12/21	12:52	"	" Ron #26	108100 39900	7739	
3525	~~12-21~~	~~1:00~~	River Gate	CRT-41 Jeff	88,880 41780	~~9133~~	
3526	12-21	1:20	Schutzen	Willis 0810	102180 41400		
3527	12 21	1:30	Riverogate	CRT Bryan 44	88,680 41880	9129	
3528	12-21	2:10	Rivergate	CRT Jeff D 48	88,660 41,320	9133	
3529	~~12-21~~	14:15	Rivergate	CRT 42 Kat	87,520 41,020	9134	
3530	~~12-22~~	5:55	Olympia	Celeve 23	108860 39880	7746	
3531	12-22	6:00	"	" Mark 22	107400 39940	7748	
3532	12 22	6:00	"	" Biggie #21	105700 40500	7747	
3533	12/22	6:00	"	" Ron #26	108260 39900	7749	
3534	~~12-22~~	~~6:30~~	River Gate	CRT-41 Jeff	88,740 41880	~~9155~~	
3535	12 22	6:40	River Gate	CRT Bryan 44	89,520 41,600	9156	
3536	12-22	7:01	Rivergate	CRT-Jeff D #45	88,840 41,640	9157	
3537	~~12/22/09~~	~~7:30~~	Schutzen	Willis 0810	102960 41760		
3538	~~12-21~~	7:55	Rivergate	CRT WM3 Kat	88,320 40020	~~9158~~	
3539	12-22-09	9:05	Olympia	Celeve 23	108280 39880	7751	
3540	~~12/22/09~~	~~9:01~~	Schutzen	Willis 0810	94220 41740		

*** * * REMEMBER 25 MPH MAX SPEED THRU RESIDENTIAL AREAS * * ***

TRUCK LOG SHEET

Ctrl #	DATE	TIME	CUSTOMER	HAULER, DRIVER & TRUCK#	GROSS/TARE WGT (LBS)	TICKET #	SYSTEM ID# (OFFICE USE ONLY)
3541	12/22	905	Olympia	Celorie Mark 22	107740 3994O	7758	
3542	12/22	910	"	" Biggie 21	107760 40500	7759	
3543	12/22	9:20	"	" Ron 26	105960 39900	7760	
3544	~~12-22~~	~~9:30~~	~~STAN PALMER~~	~~MARK F. #61~~	~~101280 43800~~	~~7761~~	
3545	~~12-22~~	~~10:15~~	~~Rivergate~~	~~CRT Brian 44~~	87,860 41,940	9169	
3546	~~12-22~~	~~10:45~~	~~Rivergate~~	~~CRT - 41 Jeff~~	88.180 41660	9163	
3547	~~12-22~~	~~11:15~~	Rivergate	CRT Jeff O 45	87,360 41740	9172	
3548	~~12-22~~	11:20	Schweitzer	Williams 08121	100680 40920		
3549	~~12/22~~	1211	Olympia	Celorie 23	106540 39880	7769	
3550	12/22	1215	"	" Mark 22	108860 39940	7770	
3551	12/22	1215	"	" Biggie #21	108440 40500	7771	
3552	12/22	1225	"	" Ron 26	109360 39900	7772	
3553	~~12-22~~	~~12:50~~	~~STAN PALMER~~	~~MARK F. #61~~	~~10080 43800~~	~~7773~~	
3554	~~12-22~~	~~2:00~~	~~River Gate~~	~~CRT Brian 44~~	~~87,660 41760~~	9192	
3555	12-23	555	Olympia	Celorie 23	105060 39880	7782	
3556	12-23	600	"	" 21	106940 40500	7784	
3557	12-23	600	"	" Mark 22	104620 39940	7783	
3558	12-23	600	"	" Ron 26	109540 39900	7785	
3559	~~12-23~~	~~6:13~~	~~Rivergate~~	~~CRT Jeff 45~~	~~86,940 41,500~~	~~9194~~	
3560	~~12-23~~	~~6:45~~	~~Rivergate~~	~~CRT - Jeff~~	88.920 41540	9219	
3561	~~12-23~~	~~6:30~~	~~Rivergate~~	~~CRT Brian 44~~	~~89,840~~ 42000	9220	
3562	~~12-23~~	~~6:45~~	~~Rivergate~~	~~WWM1 Kat~~	87,960 40[illegible]	~~9177~~	
3563	12-23	908	Olympia	Celorie Mark 22	108100 39940	7796	
3564	12-23	908	Olympia	Celorie 23	107480 39880	7795	

*** REMEMBER 25 MPH MAX SPEED THRU RESIDENTIAL AREAS ***

TRUCK LOG SHEET

Ctrl #	DATE	TIME	CUSTOMER	HAULER, DRIVER & TRUCK#	GROSS/TARE WGT (LBS)	TICKET #	SYSTEM ID# (OFFICE USE ONLY)
3565	12/23	9 23	Olympia	Celorie Biggie #21	108920 40500	7797	
3566	12/23	9:24	"	" Ron #26	108740 39900	7798	
3567	~~12 23~~	~~9:45~~	~~River gate~~	CRT- 41, Jeff	~~88220 41500~~	~~9237~~	
3568	~~12-23~~	10:00	Rivergate	~~CRT 44~~ 44	86,880 41,740	9235	
3569	~~12 23~~	10:15	Rivergate	CRT Jeff D 45	~~86,500~~ 41,280	9229	
3570	~~12-23~~	1050	Rivergate	CRT 42 ~~Kat~~	~~85,300~~ 41,420	~~9243~~	
3571	12/23	1252	Olympia	Celorie Mark 22	108020 39940	7801	
3572	12/23	102	"	" Biggie 21	105020 40500	7803	
3573	~~12-23~~	~~1:45~~	~~River Gate~~	~~CRT- 41~~ Jeff	~~87.800 41.820~~	~~9250~~	
3574	~~12-23~~	1145	Rivergate	CRT Bryan 44	88,040 42 060	9261	
3575	~~12-23~~	~~6:08~~	~~River gate~~	~~CRT-41~~ Jeff	89,260 41720	9300	
3576	~~12-23~~	6:20	~~River~~ gate	CRT 44 Bryan 44	88,160 41660	9301	
3577	~~12-23~~	~~6:50~~	Rivergate	CRT 45 Jeff D 45	~~86,020~~ 41580	9302	
3578	~~12-23~~	7:05	Sanitizer	Williams 08101	102480 ~~41620~~		
3579	~~12-23~~	726	"	" 0899	102300 41600		
3580							
3581							
3582							
3583							
3584							
3585							
3586							
3587							
3588							

*** REMEMBER 25 MPH MAX SPEED THRU RESIDENTIAL AREAS ***

TRUCK LOG SHEET

Ctrl #	DATE	TIME	CUSTOMER	HAULER, DRIVER & TRUCK#	GROSS/TARE WGT (LBS)	TICKET #	SYSTEM ID# (OFFICE USE ONLY)
3469	12-16-09	12:45	Stan Palmer	Steve # 62	111,880 41,440	76[illegible]	
3470	12-16-09	1:10	SchnitzER	Wilkins-Tommy- 08-100	100820 40660		
3471	12-17-09	6:15	" "	" " 08105	103820 41[illegible]0		
3472	12/17/09	6:55	" "	" " 08101	102480 [illegible]800		
3473	12/17/09	6:5[illegible]	Rivergate	CRT Jeff D 044	89,280 41,840	8979	
3474	12-17-09	0725	Rivergate	CRT 42 Kat	88,140 41,160	8980	
3475	12-17-09	7:30	River gate	CRT-41 Jeff	89,020 41640	8978	
3476	12-17-09	756	Schnitzer	Wilkins 0899	102400 41660		
3477	12-17	9:45	STAN PALMER	MARK F. #61	105600 43800	7622	
3478	12-17	10:35	Rivergate	Jeff D CRT #44	87,260 41,540	8992	
3479	12-17	11:00	River gate	CRT [illegible] - Jeff	89.300 41840	9003	
3480	12 17 09	11:55	Rivergate	CRT 42 Kat	87,900 40,880	8996	
3481	12-17	1:35	STAN PALMER	MARK F. #61	99,320 43800	7642	
3482	12-18	5:50	Port of Olympia	Celorie #3	109360 39880	7649	
3483	12-18	600	"	" Mark 22	105220 39940	7651	
3484	12-18	600	"	" Biggie 21	105240 40500	7652	
3485	12-18	6:00	"	" Watson 26	106680 39900	7654	
3486	12-18-09	6:30	River gate	CRT-41	88.660 41,800	9056	
3487	12-18-09	7:03	Rivergate	CRT Jeff D #45	86,180 41,660	9057	
3488	12-18-09	7:20	Rivergate	CRT 42 KT	86,420 41,280	9059	
3489	12-18-09	9:10	Stan Palmer	Steve #62	106820 41,440	7668	
3490	12-18-09	9:[illegible]	Olympia	Celorie #3	106960 39880	7672	
3491	12-18	9:25	STAN PALMER	MARK F. #61	108240 43800	7670	
3492	12-18	9:30	Olympia	Celorie Mark 22	110260 39940	7673	

*** REMEMBER 25 MPH MAX SPEED THRU RESIDENTIAL AREAS ***

TRUCK LOG SHEET

Ctrl #	DATE	TIME	CUSTOMER	HAULER, DRIVER & TRUCK#	GROSS/TARE WGT (LBS)	TICKET #	SYSTEM ID# (OFFICE USE ONLY)
3493	12/18	9:30	Olympia	Celorie Bros. Biggie #21	106300 40500	7676	
3494	12-18-09	9:45	River, gate	CRT-41 - Jeff	88.880 41600	9061	
3495	12/18	10:00	Olympia	Celorie Ron #26	107820 39900	7677	
3496	12/18	10:45	Rivergate	CRT 45 Jeff #45	87,580 41,380	9062	
3497	12-18-09	10 55	Rivergate	CRT 42 Kat	88,920 41,020	9065	
3498	12-18-09	12:20	Stan Palmer	Steve #62	105940 41,440	7683	
3499	12-18-09	12:41	Olympia	Celorie 23	109500 39,880	7684	
3500	12-18	12:47	"	" Mark 22	105960 39940	7685	
3501	12-18	12:50	STAN PALMER	MARK. F. #61	104280 - 43800	7686	
3502	12-18-09	1:00	River Gate	CRT-41 Jeff	88.820 41880	9075	
3503	12/18	1:10	Olympia	Celorie Bros Biggie #21	108040 40500	7687	
3504	12/18	1:10	Olympia	Celorie Ron #26	109100 39900	7688	
3505	12/18	2:07	River GATE	CRT Jeff D #45	88,260 41540	9076	
3506	12-21-09	6:45	River gate	CRT 41 Jeff	88.520 41,500	9091	
3507	12 21 09	6:15	Rivergate	CRT Brian 44	88,960 41,900	9092	
3508	12-21-09	6:45	Rivergate	CRT - Jeff D 45	87,800 41,680	9093	
3509	12 21 09	7:25	Rivergate	CRT 42 Kat	88,120 41,080		
3510	12-21	9:15	River gate	CRT 41 - Jeff	87.460 41,480	9096	
3511	12-21-09	9:16	Stan Palmer	Steve #62	110,740 41,440	7721	
3512	12-21	9:30	Olympia	Celorie 23	106260 39880	7720	
3513	12/21	9 30	"	" Biggie #21	106040 40500	7723	
3514	12/21	9:33	"	" Mark #22	111340 39940	7724	
3515	12/21	9:38	"	" Ron #26	106880 39900	7725	
3516	12/21	9:45	Rivergate	CRT Brian 44	87,800 41620	9101	

* * * REMEMBER 25 MPH MAX SPEED THRU RESIDENTIAL AREAS * * *

TRUCK LOG SHEET

Ctrl #	DATE	TIME	CUSTOMER	HAULER, DRIVER & TRUCK#	GROSS/TARE WGT (LBS)		TICKET #	SYSTEM ID# (OFFICE USE ONLY)
3517	12-21	9:55	STAN PALMER	MARK F. #61	110,920	43,800	7726	
3518	~~12-21~~	~~10:35~~	~~Rivergate~~	~~Jeff D (CRT) #45~~	~~88,100~~	~~41,460~~	~~9103~~	
3519	~~12-21~~	~~10:55~~	~~Rivergate~~	~~CRT #42 Kat~~	~~87,420~~	~~41,520~~	~~9112~~	
3520	12-21	12:25	Stan Palmer	Steve #62	107400	41440	7733	
3521	12/21	12:40	Olympus	Celeve 03	109040	39880	7734	
3522	12/21	12:43	"	" #21	105660	40500	7736	
3523	12/21	12:55	"	" Mark #22	106760	39940	7737	
3524	12/21	12:52	"	" Ron #26	108100	39900	7739	
3525	12-21	1:00	River Gate	CRT-41 Jeff	88,880	41780	9123	
3526	12-21	1:20	Schutzer	Wilkins 08108	102180	41400		
3527	12 21	1:30	Riverogte	CRT Bryan 44	88,680	41880	9129	
3528	12-21	2:10	Rivergte	CRT Jeff D 48	88,660	41,580	9133	
3529	12 21	14:15	Rivergate	CRT 42 Kat	87,520	41,020	9134	
3530	12-22	5:55	Olympus	Celeve 03	108860	39880	7746	
3531	12-22	600	"	" Mark 22	107400	39940	7748	
3532	12 22	600	"	" Biggie #21	105700	40500	7747	
3533	12/22	6:00	"	" Ron #26	108860	39900	7749	
3534	12-22	6:30	River gate	CRT-41 Jeff	88.740	41.880	9155	
3535	12 22	6:40	River gate	CRT Bryan 44	89,520	41,600	9156	
3536	12-22	7:01	Rivergate	CRT-Jeff D #45	88,840	41,640	9157	
3537	12/22/09	7:50	Schmitzer	Wilkins 0899	102960	41760		
3538	12 22 09	7 55	Rivergate	WM3 Kat	88,320	40,020	9158	
3539	12-22-09	808	Olympus	Celeve 03	108280	39880	7745	
3540	12.22.09	907	Schmitzer	WILKINS 0899	98220	41740		

*** * * REMEMBER 25 MPH MAX SPEED THRU RESIDENTIAL AREAS * * ***

TRUCK LOG SHEET

Ctrl #	DATE	TIME	CUSTOMER	HAULER, DRIVER & TRUCK#	GROSS/TARE WGT (LBS)		TICKET #	SYSTEM ID# (OFFICE USE ONLY)
3541	[illegible]	9:05	[illegible] Olympia	Celorie Mark 22	107740	39940	7758	
3542	12/22	9:10	"	" Biggie 21	107740	40500	7759	
3543	[illegible]	9:20	"	" Ron 26	105960	39900	7760	
3544	12-22	9:30	STAN PALMER	MARK F. #61	107280	43800	7761	
3545	[illegible]	10:30	RiverGate	CRT Brian 44	87,860	41,940	9168	
3546	12-22	10:45	Rivergate	CRT-41 Jeff	88,480	41660	9163	
3547	12-22	10:48	Riverygate	CRT [illegible] 45	87,560	41740	9172	
3548	12/22	11:20	Schneider	[illegible]	100680	40920		
3549	12/22	12:18	Olympia	Celorie 23	104540	39880	7769	
3550	12/22	1215	"	" Mark 22	108860	39940	7770	
3551	12/22	1215	"	" Biggie #21	108440	40500	7771	
3552	[illegible]	12:25	"	" Ron 26	109360	39900	7772	
3553	12-22	12:50	STAN PALMER	MARK F. #61	108880	43800	7773	
3554	[illegible]	2:00	River Gate	CRT Brian 44	89,660	41760	9192	
3555	12-23	[illegible]	Olympia	Celorie 23	[illegible]	39880	7782	
3556	12-23	600	"	" 31	106440	40500	7784	
3557	12-23	600	"	" Mark 22	104620	39940	7783	
3558	12-23	600	"	" Ron 26	109540	39900	7785	
3559	12-23	6:13	Rivergate	CRT Jeff 45	86,880	41,580	9194	
3560	12-23	6:15	Rivergate	CRT-41-Jeff	88,920	41540	9219	
3561	12/23	6:2[illegible]	Rivergate	CRT Brian 44	89,860	42000	9220	
3562	12-23	[illegible]	Rivergate	WWM1 Kat	87,960	40720	9177	
3563	12-23	908	Olympia	Celorie Mark 22	108100	39940	7796	
3564	[illegible]-23	908	Olympia	Celorie 23	107480	39880	7786	

*** REMEMBER 25 MPH MAX SPEED THRU RESIDENTIAL AREAS ***

94447649

TICKET NUMBER

CAT SCALE

CERTIFIED AUTOMATED TRUCK SCALE

CAT SCALE COMPANY
P.O. BOX 630
WALCOTT, IA 52773
(563) 284-6263
www.catscale.com

THE CAT SCALE GUARANTEE

The CAT Scale Company **GUARANTEES** that our scales will give an accurate weight. What makes us different from other scale companies is that we back up our guarantee with cash.©

IF YOU SHOULD GET AN OVERWEIGHT FINE, YOU SHOULD DO THE FOLLOWING TO GET THE PROBLEM RESOLVED:

1) Post bond and request a court date.
2) Call CAT Scale Company direct 24 hours a day at 1-877-CAT-SCALE (toll free).
3) IMMEDIATELY send a copy of the citation, CAT Scale ticket, your name, company, address, and phone number to CAT Scale Company Attn: Operations Manager.

THANK YOU FOR WEIGHING ON CAT SCALE!

The four weights shown below are separate weights. The TOTAL WEIGHT was weighed on a full length platform scale. **AXLE WEIGHTS CAN NOT BE CERTIFIED** and are **NOT LEGAL FOR TRADE, however, CAT SCALE COMPANY GUARANTEES THESE WEIGHTS TO BE CORRECT.**

DATE: 12-17-2009

SCALE LOCATION: 278 GEE-CEE'S TRUCKSTOP I-5 AND EXIT 57 TOLEDO WA

STEER AXLE [illegible]

DRIVE AXLE [illegible]

TRAILER AXLE [illegible]

TOTAL WEIGHT [illegible]

39550

34.74

COMPANY CELORIE BROS TRACTOR # 22 TRAILER #

WEIGHER'S SIGNATURE Cassie Lingren CASSANDRA LINGRE FEE: 9.00 FULL WEIGH TICKET # (IF REWEIGH)

ONLY CERTIFIED WEIGHTS APPEAR BELOW THIS LINE

CERTIFIED WEIGHTS (imprint seal)

GROSS

TARE

NET

WEIGH NUMBER 7649

WEIGHMASTER CERTIFICATE

This is to certify that the following described commodity was weighed, measured, or counted by a Weighmaster, whose signature is on this Certificate, who is a recognized authority of accuracy, as prescribed by State Law.

COMMODITY WEIGHED: FREIGHT ALL [illegible]

REMARKS:

TRACTOR LICENSE # YARB[illegible] OR TRACTOR #

TRAILER LICENSE # TRAILER #

TRAILER LICENSE # TRAILER #

NAME OF WEIGHMASTER (print): CASSANDRA LINGREN

WEIGHMASTER SIGNATURE: [signature]

© CAT SCALE COMPANY® 12/[illegible] (WA)

94447651

TICKET NUMBER

CAT SCALE

CERTIFIED AUTOMATED TRUCK SCALE

CAT SCALE COMPANY
P.O. BOX 630
WALCOTT, IA 52773
(563) 284-6263
www.catscale.com

THE CAT SCALE GUARANTEE

The CAT Scale Company **GUARANTEES** that our scales will give an accurate weight. What makes us different from other scale companies is that we back up our guarantee with cash.©

IF YOU SHOULD GET AN OVERWEIGHT FINE, YOU SHOULD DO THE FOLLOWING TO GET THE PROBLEM RESOLVED:

1) Post bond and request a court date.
2) Call CAT Scale Company direct 24 hours a day at 1-877-CAT-SCALE (toll free).
3) IMMEDIATELY send a copy of the citation, CAT Scale ticket, your name, company, address, and phone number to CAT Scale Company Attn: Operations Manager.

THANK YOU FOR WEIGHING ON CAT SCALE

The four weights shown below are separate weights. The TOTAL WEIGHT was weighed on a full length platform scale. **AXLE WEIGHTS CAN NOT BE CERTIFIED** and are **NOT LEGAL FOR TRADE, however, CAT SCALE COMPANY GUARANTEES THESE WEIGHTS TO BE CORRECT.**

DATE: 12-17-2009

SCALE LOCATION: 278 GEE-CEE'S TRUCKSTOP I-5 AND EXIT 57 TOLEDO WA

STEER AXLE [illegible]

DRIVE AXLE [illegible]

TRAILER AXLE [illegible]

TOTAL WEIGHT [illegible]

39940 Tare

32.69 TON

COMPANY CELORIE BROS TRACTOR # 22 TRAILER #

WEIGHER'S SIGNATURE: Tia Ward TIA WARD FEE: 9.00 FULL WEIGH TICKET # (IF REWEIGH)

ONLY CERTIFIED WEIGHTS APPEAR BELOW THIS LINE

CERTIFIED WEIGHTS (imprint seal)

GROSS

TARE

NET

WEIGH NUMBER 7651

WEIGHMASTER CERTIFICATE

This is to certify that the following described commodity was weighed, measured, or counted by a Weighmaster, whose signature is on this Certificate, who is a recognized authority of accuracy, as prescribed by State Law.

COMMODITY WEIGHED: FREIGHT ALL [illegible]

REMARKS:

TRACTOR LICENSE # YAPZ 832 TRACTOR #

TRAILER LICENSE # TRAILER #

TRAILER LICENSE # TRAILER #

NAME OF WEIGHMASTER (print): Tia Ward

WEIGHMASTER SIGNATURE: Tia Ward

© CAT SCALE COMPANY® 12

94447652

TICKET NUMBER

CAT SCALE

CERTIFIED AUTOMATED TRUCK SCALE

CAT SCALE COMPANY
P.O. BOX 630
WALCOTT, IA 52773
(563) 284-6263
www.catscale.com

THE CAT SCALE GUARANTEE

The CAT Scale Company **GUARANTEES** that our scales will give an accurate weight. What makes us different from other scale companies is that we back up our guarantee with cash.©

IF YOU SHOULD GET AN OVERWEIGHT FINE, YOU SHOULD DO THE FOLLOWING TO GET THE PROBLEM RESOLVED:

1) Post bond and request a court date.
2) Call CAT Scale Company direct 24 hours a day at 1-877-CAT-SCALE (toll free).
3) IMMEDIATELY send a copy of the citation, CAT Scale ticket, your name, company, address, and phone number to CAT Scale Company Attn: Operations Manager.

THANK YOU FOR WEIGHING ON CAT SCALE!

The four weights shown below are separate weights. The TOTAL WEIGHT was weighed on a full length platform scale. **AXLE WEIGHTS CAN NOT BE CERTIFIED** and are **NOT LEGAL FOR TRADE, however, CAT SCALE COMPANY GUARANTEES THESE WEIGHTS TO BE CORRECT.**

DATE: 12-17-2009

SCALE LOCATION: 278 GEE-CEE'S TRUCKSTOP I-5 AND EXIT 57 TOLEDO WA

STEER AXLE [illegible]

DRIVE AXLE [illegible]

TRAILER AXLE [illegible]

TOTAL WEIGHT [illegible]

40,500 Tare

COMPANY CELORIE BROS TRACTOR # [illegible] TRAILER # [illegible]

WEIGHER'S SIGNATURE: [signature] TIA WARD FEE: 9.00 FULL WEIGH TICKET # (IF REWEIGH)

ONLY CERTIFIED WEIGHTS APPEAR BELOW THIS LINE

CERTIFIED WEIGHTS (imprint seal)

GROSS

TARE

NET

WEIGH NUMBER 7652

WEIGHMASTER CERTIFICATE

This is to certify that the following described commodity was weighed, measured, or counted by a Weighmaster, whose signature is on this Certificate, who is a recognized authority of accuracy, as prescribed by State Law.

COMMODITY WEIGHED: FREIGHT ALL KINDS

REMARKS:

TRACTOR LICENSE # [illegible] TRACTOR #

TRAILER LICENSE # TRAILER # WA 08432

TRAILER LICENSE # TRAILER #

NAME OF WEIGHMASTER (print): Taward

WEIGHMASTER SIGNATURE: [signature]

© CAT SCALE COMPANY® 123 (WA)

94447654

TICKET NUMBER

CAT SCALE

CERTIFIED AUTOMATED TRUCK SCALE

CAT SCALE COMPANY
P.O. BOX 630
WALCOTT, IA 52773
(563) 284-6263
www.catscale.com

THE CAT SCALE GUARANTEE

The CAT Scale Company **GUARANTEES** that our scales will give an accurate weight. What makes us different from other scale companies is that we back up our guarantee with cash.©

IF YOU SHOULD GET AN OVERWEIGHT FINE, YOU SHOULD DO THE FOLLOWING TO GET THE PROBLEM RESOLVED:

1) Post bond and request a court date.
2) Call CAT Scale Company direct 24 hours a day at 1-877-CAT-SCALE (toll free).
3) IMMEDIATELY send a copy of the citation, CAT Scale ticket, your name, company, address, and phone number to CAT Scale Company Attn: Operations Manager.

[illegible] Company
[illegible] Waste Management
Material Recovery / Transfer Fa[illegible]
PO Box 188
Longview, WA 98632
(360) 578-4616

THANK YOU FOR WEIGHING ON CAT SCALE!

The four weights shown below are separate weights. The TOTAL WEIGHT was weighed on a full length platform scale. **AXLE WEIGHTS CAN NOT BE CERTIFIED** and are **NOT LEGAL FOR TRADE, however, CAT SCALE COMPANY GUARANTEES THESE WEIGHTS TO BE CORRECT.**

DATE: 12-17-2009

SCALE LOCATION: 278 GEE-CEE'S TRUCKSTOP I-5 AND EXIT 57 TOLEDO WA

STEER AXLE [illegible]

DRIVE AXLE [illegible]

TRAILER AXLE [illegible]

TOTAL WEIGHT [illegible]

39900 Tare

COMPANY CELORIE BROS TRACTOR # [illegible] TRAILER # [illegible]

WEIGHER'S SIGNATURE: [signature] CASSANDRA LINGRE FEE: 9.00 FULL WEIGH TICKET # (IF REWEIGH)

ONLY CERTIFIED WEIGHTS APPEAR BELOW THIS LINE

CERTIFIED WEIGHTS (imprint seal)

GROSS

TARE

NET

WEIGH NUMBER 7654

WEIGHMASTER CERTIFICATE

This is to certify that the following described commodity was weighed, measured, or counted by a Weighmaster, whose signature is on this Certificate, who is a recognized authority of accuracy, as prescribed by State Law.

COMMODITY WEIGHED: FREIGHT ALL KINDS

REMARKS:

TRACTOR LICENSE # TRACTOR #

TRAILER LICENSE # TRAILER #

TRAILER LICENSE # TRAILER #

NAME OF WEIGHMASTER (print):

WEIGHMASTER SIGNATURE:

© CAT SCALE COMPANY® 124

94447668

TICKET NUMBER

CERTIFIED AUTOMATED TRUCK SCALE

CAT SCALE COMPANY
P.O. BOX 630
WALCOTT, IA 52773
(563) 284-6263
www.catscale.com

841
94447668

THE CAT SCALE GUARANTEE

The CAT Scale Company **GUARANTEES** that our scales will give an accurate weight. What makes us different from other scale companies is that we back up our guarantee with cash.©

IF YOU SHOULD GET AN OVERWEIGHT FINE, YOU SHOULD DO THE FOLLOWING TO GET THE PROBLEM RESOLVED:

1) Post bond and request a court date.
2) Call CAT Scale Company direct 24 hours a day at 1-877-CAT-SCALE (toll free).
3) IMMEDIATELY send a copy of the citation, CAT Scale ticket, your name, company, address, and phone number to CAT Scale Company Attn: Operations Manager.

THANK YOU FOR WEIGHING ON CAT SCALE!

The four weights shown below are separate weights. The TOTAL WEIGHT was weighed on a full length platform scale. **AXLE WEIGHTS CAN NOT BE CERTIFIED** and are **NOT LEGAL FOR TRADE, however, CAT SCALE COMPANY GUARANTEES THESE WEIGHTS TO BE CORRECT.**

DATE: 12-18-2009

SCALE LOCATION: 278
GEE-CEE'S TRUCKSTOP
I-5 AND EXIT 57
TOLEDO WA

STEER AXLE	21820 lb
DRIVE AXLE	34700 lb
TRAILER AXLE	50300 lb
TOTAL WEIGHT	106820 lb

COMPANY STANPALMER TRACTOR # 61 TRAILER # 62

WEIGHER'S SIGNATURE: RACHEL WALLACE FEE: 9.00 FULL WEIGH TICKET # (IF REWEIGH)

ONLY CERTIFIED WEIGHTS APPEAR BELOW THIS LINE

CERTIFIED WEIGHTS (imprint seal)

GROSS

TARE 41,440

NET

WEIGH NUMBER 7668

WEIGHMASTER CERTIFICATE

This is to certify that the following described commodity was weighed, measured, or counted by a Weighmaster, whose signature is on this Certificate, who is a recognized authority of accuracy, as prescribed by State Law.

COMMODITY WEIGHED: FREIGHT ALL KINDS
REMARKS:
TRACTOR LICENSE # TRACTOR #
TRAILER LICENSE # TRAILER #
TRAILER LICENSE # TRAILER #

NAME OF WEIGHMASTER (print):
WEIGHMASTER SIGNATURE:

© CAT SCALE COMPANY® 12/0 (WA)

94447670

TICKET NUMBER

CERTIFIED AUTOMATED TRUCK SCALE

CAT SCALE COMPANY
P.O. BOX 630
WALCOTT, IA 52773
(563) 284-6263
www.catscale.com

[redacted]

THE CAT SCALE GUARANTEE

The CAT Scale Company **GUARANTEES** that our scales will give an accurate weight. What makes us different from other scale companies is that we back up our guarantee with cash.©

IF YOU SHOULD GET AN OVERWEIGHT FINE, YOU SHOULD DO THE FOLLOWING TO GET THE PROBLEM RESOLVED:

1) Post bond and request a court date.
2) Call CAT Scale Company direct 24 hours a day at 1-877-CAT-SCALE (toll free).
3) IMMEDIATELY send a copy of the citation, CAT Scale ticket, your name, company, address, and phone number to CAT Scale Company Attn: Operations Manager.

THANK YOU FOR WEIGHING ON CAT SCALE!

The four weights shown below are separate weights. The TOTAL WEIGHT was weighed on a full length platform scale. **AXLE WEIGHTS CAN NOT BE CERTIFIED** and are **NOT LEGAL FOR TRADE, however, CAT SCALE COMPANY GUARANTEES THESE WEIGHTS TO BE CORRECT.**

DATE: 12-18-2009

SCALE LOCATION: 278
GEE-CEE'S TRUCKSTOP
I-5 AND EXIT 57
TOLEDO WA

STEER AXLE	21860 lb
DRIVE AXLE	37580 lb
TRAILER AXLE	48780 lb
TOTAL WEIGHT	108240 lb

COMPANY STAN PALMER CONST. TRACTOR # 61 TRAILER # 62

WEIGHER'S SIGNATURE: TIA WARD FEE: 9.00 FULL WEIGH TICKET # (IF REWEIGH)

ONLY CERTIFIED WEIGHTS APPEAR BELOW THIS LINE

CERTIFIED WEIGHTS (imprint seal)

GROSS 108240

TARE 43800

NET 64440 · 32 Z

WEIGH NUMBER 7670

Integrated Waste Management
Material Recovery / Transfer Facility
PO Box [illegible]
[illegible], WA [illegible]

WEIGHMASTER CERTIFICATE

This is to certify that the following described commodity was weighed, measured, or counted by a Weighmaster, whose signature is on this Certificate, who is a recognized authority of accuracy, as prescribed by State Law.

COMMODITY WEIGHED: FREIGHT ALL KINDS
REMARKS:
TRACTOR LICENSE # TRACTOR #
TRAILER LICENSE # TRAILER #
TRAILER LICENSE # TRAILER #

NAME OF WEIGHMASTER (print):
WEIGHMASTER SIGNATURE:

© CAT SCALE COMPANY® 12/0 (WA)

94447683

TICKET NUMBER

CAT SCALE

CERTIFIED AUTOMATED TRUCK SCALE

CAT SCALE COMPANY
P.O. BOX 630
WALCOTT, IA 52773
(563) 284-6263
www.catscale.com

1152
94447683

THE CAT SCALE GUARANTEE

The CAT Scale Company **GUARANTEES** that our scales will give an accurate weight. What makes us different from other scale companies is that we back up our guarantee with cash.©

IF YOU SHOULD GET AN OVERWEIGHT FINE, YOU SHOULD DO THE FOLLOWING TO GET THE PROBLEM RESOLVED:

1) Post bond and request a court date.
2) Call CAT Scale Company direct 24 hours a day at 1-877-CAT-SCALE (toll free).
3) IMMEDIATELY send a copy of the citation, CAT Scale ticket, your name, company, address, and phone number to CAT Scale Company Attn: Operations Manager.

THANK YOU FOR WEIGHING ON CAT SCALE!

The four weights shown below are separate weights. The TOTAL WEIGHT was weighed on a full length platform scale. **AXLE WEIGHTS CAN NOT BE CERTIFIED** and are **NOT LEGAL FOR TRADE, however, CAT SCALE COMPANY GUARANTEES THESE WEIGHTS TO BE CORRECT.**

DATE: 12-18-2009

SCALE LOCATION: 278 GEE-CEE'S TRUCKSTOP I-5 AND EXIT 57 TOLEDO WA

STEER AXLE	23780 lb
DRIVE AXLE	32900 lb
TRAILER AXLE	49260 lb
TOTAL WEIGHT	105940 lb

COMPANY STAN PALMER CONST TRACTOR # 62 TRAILER # 62

WEIGHER'S SIGNATURE: Rachel Wallace RACHEL WALLACE FEE: 9.00 FULL WEIGH TICKET # (IF REWEIGH)

ONLY CERTIFIED WEIGHTS APPEAR BELOW THIS LINE

CERTIFIED WEIGHTS (imprint seal)

GROSS

TARE 41,440

NET

WEIGH NUMBER 7683

WEIGHMASTER CERTIFICATE

This is to certify that the following described commodity was weighed, measured, or counted by a Weighmaster, whose signature is on this Certificate, who is a recognized authority of accuracy, as prescribed by State Law.

COMMODITY WEIGHED: FREIGHT ALL KINDS

REMARKS:

TRACTOR LICENSE # TRACTOR #

TRAILER LICENSE # TRAILER #

TRAILER LICENSE # TRAILER #

NAME OF WEIGHMASTER (print):

WEIGHMASTER SIGNATURE:

© CAT SCALE COMPANY® 12/0 (WA)

94447686

TICKET NUMBER

CAT SCALE

CERTIFIED AUTOMATED TRUCK SCALE

CAT SCALE COMPANY
P.O. BOX 630
WALCOTT, IA 52773
(563) 284-6263
www.catscale.com

1214
94447686

THE CAT SCALE GUARANTEE

The CAT Scale Company **GUARANTEES** that our scales will give an accurate weight. What makes us different from other scale companies is that we back up our guarantee with cash.©

IF YOU SHOULD GET AN OVERWEIGHT FINE, YOU SHOULD DO THE FOLLOWING TO GET THE PROBLEM RESOLVED:

1) Post bond and request a court date.
2) Call CAT Scale Company direct 24 hours a day at 1-877-CAT-SCALE (toll free).
3) IMMEDIATELY send a copy of the citation, CAT Scale ticket, your name, company, address, and phone number to CAT Scale Company Attn: Operations Manager.

THANK YOU FOR WEIGHING ON CAT SCALE!

The four weights shown below are separate weights. The TOTAL WEIGHT was weighed on a full length platform scale. **AXLE WEIGHTS CAN NOT BE CERTIFIED** and are **NOT LEGAL FOR TRADE, however, CAT SCALE COMPANY GUARANTEES THESE WEIGHTS TO BE CORRECT.**

DATE: 12-18-2009

SCALE LOCATION: 278 GEE-CEE'S TRUCKSTOP I-5 AND EXIT 57 TOLEDO WA

STEER AXLE	21220 lb
DRIVE AXLE	35680 lb
TRAILER AXLE	47380 lb
TOTAL WEIGHT	104280 lb

COMPANY STAN PALMER CONST TRACTOR # 61 TRAILER # 42

WEIGHER'S SIGNATURE: Tia Ward TIA WARD FEE: 9.00 FULL WEIGH TICKET # (IF REWEIGH)

ONLY CERTIFIED WEIGHTS APPEAR BELOW THIS LINE

CERTIFIED WEIGHTS (imprint seal)

GROSS 104280

TARE 43800

NET 60480 30.2

WEIGH NUMBER 7686

WEIGHMASTER CERTIFICATE

This is to certify that the following described commodity was weighed, measured, or counted by a Weighmaster, whose signature is on this Certificate, who is a recognized authority of accuracy, as prescribed by State Law.

COMMODITY WEIGHED: FREIGHT ALL KINDS

REMARKS:

TRACTOR LICENSE # TRACTOR #

TRAILER LICENSE # TRAILER #

TRAILER LICENSE # TRAILER #

NAME OF WEIGHMASTER (print):

WEIGHMASTER SIGNATURE:

© CAT SCALE COMPANY® 12/0 (WA)

94447672
TICKET NUMBER

CERTIFIED AUTOMATED TRUCK SCALE

CAT SCALE COMPANY
P.O. BOX 630
WALCOTT, IA 52773
(563) 284-6263
www.catscale.com

THE CAT SCALE GUARANTEE

The CAT Scale Company **GUARANTEES** that our scales will give an accurate weight. What makes us different from other scale companies is that we back up our guarantee with cash.©

IF YOU SHOULD GET AN OVERWEIGHT FINE, YOU SHOULD DO THE FOLLOWING TO GET THE PROBLEM RESOLVED:

1) Post bond and request a court date.
2) Call CAT Scale Company direct 24 hours a day at 1-877-CAT-SCALE (toll free).
3) IMMEDIATELY send a copy of the citation, CAT Scale ticket, your name, company, address, and phone number to CAT Scale Company Attn: Operations Manager.

THANK YOU FOR WEIGHING ON CAT SCALE!

The four weights shown below are separate weights. The TOTAL WEIGHT was weighed on a full length platform scale. **AXLE WEIGHTS CAN NOT BE CERTIFIED** and are **NOT LEGAL FOR TRADE, however, CAT SCALE COMPANY GUARANTEES THESE WEIGHTS TO BE CORRECT.**

DATE: 12-18-2009

SCALE LOCATION: 278 GEE-CEE'S TRUCKSTOP I-5 AND EXIT 57 TOLEDO WA

STEER AXLE [illegible]

DRIVE AXLE [illegible]

TRAILER AXLE [illegible]

TOTAL WEIGHT [illegible]

35.54

COMPANY CLEORIE TRACTOR # [illegible] TRAILER # [illegible]

WEIGHER'S SIGNATURE: [signature] TIA WARD FEE: 9.00 FULL WEIGH TICKET # [illegible] (IF REWEIGH)

ONLY CERTIFIED WEIGHTS APPEAR BELOW THIS LINE

CERTIFIED WEIGHTS (imprint seal)

GROSS

TARE

NET

WEIGH NUMBER 7672

WEIGHMASTER CERTIFICATE

This is to certify that the following described commodity was weighed, measured, or counted by a Weighmaster, whose signature is on this Certificate, who is a recognized authority of accuracy, as prescribed by State Law.

COMMODITY WEIGHED: FREIGHT ALL KINDS

REMARKS:

TRACTOR LICENSE #: TRACTOR #:

TRAILER LICENSE #: TRAILER #:

TRAILER LICENSE #: TRAILER #:

NAME OF WEIGHMASTER (print):

WEIGHMASTER SIGNATURE:

© CAT SCALE COMPANY® 1220 (WA)

94447673
TICKET NUMBER

CERTIFIED AUTOMATED TRUCK SCALE

CAT SCALE COMPANY
P.O. BOX 630
WALCOTT, IA 52773
(563) 284-6263
www.catscale.com

THE CAT SCALE GUARANTEE

The CAT Scale Company **GUARANTEES** that our scales will give an accurate weight. What makes us different from other scale companies is that we back up our guarantee with cash.©

IF YOU SHOULD GET AN OVERWEIGHT FINE, YOU SHOULD DO THE FOLLOWING TO GET THE PROBLEM RESOLVED:

1) Post bond and request a court date.
2) Call CAT Scale Company direct 24 hours a day at 1-877-CAT-SCALE (toll free).
3) IMMEDIATELY send a copy of the citation, CAT Scale ticket, your name, company, address, and phone number to CAT Scale Company Attn: Operations Manager.

THANK YOU FOR WEIGHING ON CAT SCALE

The four weights shown below are separate weights. The TOTAL WEIGHT was weighed on a full length platform scale. **AXLE WEIGHTS CAN NOT BE CERTIFIED** and are **NOT LEGAL FOR TRADE, however, CAT SCALE COMPANY GUARANTEES THESE WEIGHTS TO BE CORRECT.**

DATE: 12-18-2009

SCALE LOCATION: 278 GEE-CEE'S TRUCKSTOP I-5 AND EXIT 57 TOLEDO WA

STEER AXLE [illegible]

DRIVE AXLE [illegible]

TRAILER AXLE [illegible]

TOTAL WEIGHT [illegible]

35.16

COMPANY CELORIE BROS TRACTOR # [illegible] TRAILER # [illegible]

WEIGHER'S SIGNATURE: [signature] TIA WARD FEE: 9.00 FULL WEIGH TICKET # [illegible] (IF REWEIGH)

ONLY CERTIFIED WEIGHTS APPEAR BELOW THIS LINE

CERTIFIED WEIGHTS (imprint seal)

GROSS

TARE 39,940

NET

WEIGH NUMBER 7673

WEIGHMASTER CERTIFICATE

This is to certify that the following described commodity was weighed, measured, or counted by a Weighmaster, whose signature is on this Certificate, who is a recognized authority of accuracy, as prescribed by State Law.

COMMODITY WEIGHED: FREIGHT ALL KINDS

REMARKS:

TRACTOR LICENSE #: YAP7832 OR TRACTOR #:

TRAILER LICENSE #: TRAILER #:

TRAILER LICENSE #: TRAILER #:

NAME OF WEIGHMASTER (print): TIA WARD

WEIGHMASTER SIGNATURE: [signature]

© CAT SCALE COMPANY® 12 (WA)

94447676
TICKET NUMBER

CERTIFIED AUTOMATED TRUCK SCALE

CAT SCALE COMPANY
P.O. BOX 630
WALCOTT, IA 52773
(563) 284-6263
www.catscale.com

THE CAT SCALE GUARANTEE

The CAT Scale Company **GUARANTEES** that our scales will give an accurate weight. What makes us different from other scale companies is that we back up our guarantee with cash.©

IF YOU SHOULD GET AN OVERWEIGHT FINE, YOU SHOULD DO THE FOLLOWING TO GET THE PROBLEM RESOLVED:

1) Post bond and request a court date.
2) Call CAT Scale Company direct 24 hours a day at 1-877-CAT-SCALE (toll free).
3) IMMEDIATELY send a copy of the citation, CAT Scale ticket, your name, company, address, and phone number to CAT Scale Company Attn: Operations Manager.

THANK YOU FOR WEIGHING ON CAT SCALE!

Tare 40500

The four weights shown below are separate weights. The TOTAL WEIGHT was weighed on a full length platform scale. **AXLE WEIGHTS CAN NOT BE CERTIFIED** and are **NOT LEGAL FOR TRADE**, however, **CAT SCALE COMPANY GUARANTEES THESE WEIGHTS TO BE CORRECT.**

Ton 32.90

DATE: 12-18-2009

SCALE LOCATION: 278 GEE-CEE'S TRUCKSTOP I-5 AND EXIT 57 TOLEDO WA

STEER AXLE
DRIVE AXLE
TRAILER AXLE
TOTAL WEIGHT

COMPANY CELORIE BROS TRACTOR # TRAILER #

WEIGHER'S SIGNATURE Rachel Wallace FEE 9.00 FULL WEIGH TICKET # (IF REWEIGH)
RACHEL WALLACE

ONLY CERTIFIED WEIGHTS APPEAR BELOW THIS LINE

CERTIFIED WEIGHTS (imprint seal)

GROSS

TARE 40,500

NET

WEIGH NUMBER 7676

WEIGHMASTER CERTIFICATE

This is to certify that the following described commodity was weighed, measured, or counted by a Weighmaster, whose signature is on this Certificate, who is a recognized authority of accuracy, as prescribed by State Law.

COMMODITY WEIGHED: FREIGHT ALL KINDS
REMARKS:
TRACTOR LICENSE # TRACTOR #
TRAILER LICENSE # TRAILER #
TRAILER LICENSE # TRAILER #
NAME OF WEIGHMASTER (print):
WEIGHMASTER SIGNATURE:

© CAT SCALE COMPANY® 12/0 (WA)

94447677
TICKET NUMBER

CERTIFIED AUTOMATED TRUCK SCALE

CAT SCALE COMPANY
P.O. BOX 630
WALCOTT, IA 52773
(563) 284-6263
www.catscale.com

THE CAT SCALE GUARANTEE

The CAT Scale Company **GUARANTEES** that our scales will give an accurate weight. What makes us different from other scale companies is that we back up our guarantee with cash.©

IF YOU SHOULD GET AN OVERWEIGHT FINE, YOU SHOULD DO THE FOLLOWING TO GET THE PROBLEM RESOLVED:

1) Post bond and request a court date.
2) Call CAT Scale Company direct 24 hours a day at 1-877-CAT-SCALE (toll free).
3) IMMEDIATELY send a copy of the citation, CAT Scale ticket, your name, company, address, and phone number to CAT Scale Company Attn: Operations Manager.

Integrated Waste Management
PO Box 188
Longview, WA 98632
(360) 578-4616

THANK YOU FOR WEIGHING ON CAT SCALE!

The four weights shown below are separate weights. The TOTAL WEIGHT was weighed on a full length platform scale. **AXLE WEIGHTS CAN NOT BE CERTIFIED** and are **NOT LEGAL FOR TRADE**, however, **CAT SCALE COMPANY GUARANTEES THESE WEIGHTS TO BE CORRECT.**

DATE: 12-18-2009

SCALE LOCATION: 278 GEE-CEE'S TRUCKSTOP I-5 AND EXIT 57 TOLEDO WA

STEER AXLE 23040 lbs
DRIVE AXLE 34580 lbs
TRAILER AXLE 50160 lbs
TOTAL WEIGHT 107620 lbs

Tare 39900/67920/33.96 tons

COMPANY CELORIE BROS TRACTOR # TRAILER #

WEIGHER'S SIGNATURE Rachel Wallace FEE 9.00 FULL WEIGH TICKET # (IF REWEIGH)
RACHEL WALLACE

ONLY CERTIFIED WEIGHTS APPEAR BELOW THIS LINE

CERTIFIED WEIGHTS (imprint seal)

GROSS

TARE

NET

WEIGH NUMBER 7677

WEIGHMASTER CERTIFICATE

This is to certify that the following described commodity was weighed, measured, or counted by a Weighmaster, whose signature is on this Certificate, who is a recognized authority of accuracy, as prescribed by State Law.

COMMODITY WEIGHED: FREIGHT ALL KINDS
REMARKS:
TRACTOR LICENSE # TRACTOR #
TRAILER LICENSE # TRAILER #
TRAILER LICENSE # TRAILER #
NAME OF WEIGHMASTER (print): Rachel Wallace
WEIGHMASTER SIGNATURE:

© CAT SCALE COMPANY® 12/05 (WA)

94447684
TICKET NUMBER

CERTIFIED AUTOMATED TRUCK SCALE

CAT SCALE COMPANY
P.O. BOX 630
WALCOTT, IA 52773
(563) 284-6263
www.catscale.com

THE CAT SCALE GUARANTEE

The CAT Scale Company **GUARANTEES** that our scales will give an accurate weight. What makes us different from other scale companies is that we back up our guarantee with cash.©

IF YOU SHOULD GET AN OVERWEIGHT FINE, YOU SHOULD DO THE FOLLOWING TO GET THE PROBLEM RESOLVED:

1) Post bond and request a court date.
2) Call CAT Scale Company direct 24 hours a day at 1-877-CAT-SCALE (toll free).
3) IMMEDIATELY send a copy of the citation, CAT Scale ticket, your name, company, address, and phone number to CAT Scale Company Attn: Operations Manager.

THANK YOU FOR WEIGHING ON CAT SCALE!

The four weights shown below are separate weights. The TOTAL WEIGHT was weighed on a full length platform scale. **AXLE WEIGHTS CAN NOT BE CERTIFIED** and are **NOT LEGAL FOR TRADE, however, CAT SCALE COMPANY GUARANTEES THESE WEIGHTS TO BE CORRECT.**

DATE: 12-18-2009

SCALE LOCATION: 278
GEE-CEE'S TRUCKSTOP
I-5 AND EXIT 57
TOLEDO WA

STEER AXLE
DRIVE AXLE
TRAILER AXLE
TOTAL WEIGHT

COMPANY GLORIE BROS TRACTOR # TRAILER #

WEIGHER'S SIGNATURE CASSANDRA TINGRE FEE: 1.00 FULL WEIGH TICKET # (IF REWEIGH)

ONLY CERTIFIED WEIGHTS APPEAR BELOW THIS LINE

CERTIFIED WEIGHTS (Imprint seal)

GROSS

TARE

NET

WEIGH NUMBER
7649

WEIGHMASTER CERTIFICATE

This is to certify that the following described commodity was weighed, measured, or counted by a Weighmaster, whose signature is on this Certificate, who is a recognized authority of accuracy, as prescribed by State Law.

COMMODITY WEIGHED:
REMARKS:
TRACTOR LICENSE # TRACTOR #
TRAILER LICENSE # TRAILER #
TRAILER LICENSE # TRAILER #
NAME OF WEIGHMASTER (print):
WEIGHMASTER SIGNATURE:

© CAT SCALE COMPANY® 12(
(WA)

94447685
TICKET NUMBER

CERTIFIED AUTOMATED TRUCK SCALE

CAT SCALE COMPANY
P.O. BOX 630
WALCOTT, IA 52773
(563) 284-6263
www.catscale.com

THE CAT SCALE GUARANTEE

The CAT Scale Company **GUARANTEES** that our scales will give an accurate weight. What makes us different from other scale companies is that we back up our guarantee with cash.©

IF YOU SHOULD GET AN OVERWEIGHT FINE, YOU SHOULD DO THE FOLLOWING TO GET THE PROBLEM RESOLVED:

1) Post bond and request a court date.
2) Call CAT Scale Company direct 24 hours a day at 1-877-CAT-SCALE (toll free).
3) IMMEDIATELY send a copy of the citation, CAT Scale ticket, your name, company, address, and phone number to CAT Scale Company Attn: Operations Manager.

THANK YOU FOR WEIGHING ON CAT SCALE!

The four weights shown below are separate weights. The TOTAL WEIGHT was weighed on a full length platform scale. **AXLE WEIGHTS CAN NOT BE CERTIFIED** and are **NOT LEGAL FOR TRADE, however, CAT SCALE COMPANY GUARANTEES THESE WEIGHTS TO BE CORRECT.**

DATE: 12-18-2009

SCALE LOCATION: 278
GEE-CEE'S TRUCKSTOP
I-5 AND EXIT 57
TOLEDO WA

STEER AXLE
DRIVE AXLE
TRAILER AXLE
TOTAL WEIGHT 39940 Tare

33.01 T

COMPANY GLORIE BROS TRACTOR # TRAILER #

WEIGHER'S SIGNATURE FEE: 7.00 FULL WEIGH TICKET # (IF REWEIGH)

ONLY CERTIFIED WEIGHTS APPEAR BELOW THIS LINE

CERTIFIED WEIGHTS (Imprint seal)

GROSS

TARE

NET

WEIGH NUMBER
7685

WEIGHMASTER CERTIFICATE

This is to certify that the following described commodity was weighed, measured, or counted by a Weighmaster, whose signature is on this Certificate, who is a recognized authority of accuracy, as prescribed by State Law.

COMMODITY WEIGHED:
REMARKS:
TRACTOR LICENSE # YAP7832 TRACTOR #
TRAILER LICENSE # TRAILER #
TRAILER LICENSE # TRAILER #
NAME OF WEIGHMASTER (print):
WEIGHMASTER SIGNATURE:

© CAT SCALE COMPANY® 12(
(WA)

94447687
TICKET NUMBER

CERTIFIED AUTOMATED TRUCK SCALE

CAT SCALE COMPANY
P.O. BOX 630
WALCOTT, IA 52773
(563) 284-6263
www.catscale.com

THE CAT SCALE GUARANTEE

The CAT Scale Company **GUARANTEES** that our scales will give an accurate weight. What makes us different from other scale companies is that we back up our guarantee with cash.©

IF YOU SHOULD GET AN OVERWEIGHT FINE, YOU SHOULD DO THE FOLLOWING TO GET THE PROBLEM RESOLVED:

1) Post bond and request a court date.
2) Call CAT Scale Company direct 24 hours a day at 1-877-CAT-SCALE (toll free).
3) IMMEDIATELY send a copy of the citation, CAT Scale ticket, your name, company, address, and phone number to CAT Scale Company Attn: Operations Manager.

THANK YOU FOR WEIGHING ON CAT SCALE!

Tare 40500

The four weights shown below are separate weights. The TOTAL WEIGHT was weighed on a full length platform scale. **AXLE WEIGHTS CAN NOT BE CERTIFIED** and are **NOT LEGAL FOR TRADE**, however, **CAT SCALE COMPANY GUARANTEES THESE WEIGHTS TO BE CORRECT.**

DATE: 12-18-2009

SCALE LOCATION: 278 GEE-CEE'S TRUCKSTOP I-5 AND EXIT 57 TOLEDO WA

STEER AXLE
DRIVE AXLE
TRAILER AXLE
TOTAL WEIGHT 40,500 Tare

3377 T

COMPANY CELORIE BROS TRACTOR # 21 TRAILER #

WEIGHER'S SIGNATURE: Rachel Wallace FEE: 9.00 FULL WEIGH TICKET # (IF REWEIGH)

RACHEL WALLACE

ONLY CERTIFIED WEIGHTS APPEAR BELOW THIS LINE

CERTIFIED WEIGHTS (imprint seal)

GROSS

TARE

NET

WEIGH NUMBER 7687

WEIGHMASTER CERTIFICATE

This is to certify that the following described commodity was weighed, measured, or counted by a Weighmaster, whose signature is on this Certificate, who is a recognized authority of accuracy, as prescribed by State Law.

COMMODITY WEIGHED: FREIGHT ALL KINDS

REMARKS:

TRACTOR LICENSE # 948154 OR TRACTOR # 21

TRAILER LICENSE # TRAILER #

TRAILER LICENSE # TRAILER #

NAME OF WEIGHMASTER (print): Rachel Wallace

WEIGHMASTER SIGNATURE: Rachel Wallace

© CAT SCALE COMPANY® 12/

94447688
TICKET NUMBER

CERTIFIED AUTOMATED TRUCK SCALE

CAT SCALE COMPANY
P.O. BOX 630
WALCOTT, IA 52773
(563) 284-6263
www.catscale.com

THE CAT SCALE GUARANTEE

The CAT Scale Company **GUARANTEES** that our scales will give an accurate weight. What makes us different from other scale companies is that we back up our guarantee with cash.©

IF YOU SHOULD GET AN OVERWEIGHT FINE, YOU SHOULD DO THE FOLLOWING TO GET THE PROBLEM RESOLVED:

1) Post bond and request a court date.
2) Call CAT Scale Company direct 24 hours a day at 1-877-CAT-SCALE (toll free).
3) IMMEDIATELY send a copy of the citation, CAT Scale ticket, your name, company, address, and phone number to CAT Scale Company Attn: Operations Manager.

THANK YOU FOR WEIGHING ON CAT SCALE

The four weights shown below are separate weights. The TOTAL WEIGHT was weighed on a full length platform scale. **AXLE WEIGHTS CAN NOT BE CERTIFIED** and are **NOT LEGAL FOR TRADE**, however, **CAT SCALE COMPANY GUARANTEES THESE WEIGHTS TO BE CORRECT.**

DATE: 12-18-2009

SCALE LOCATION: 278 GEE-CEE'S TRUCKSTOP I-5 AND EXIT 57 TOLEDO WA

STEER AXLE
DRIVE AXLE
TRAILER AXLE
TOTAL WEIGHT

Tare 39700/69200/34,60 tons

COMPANY CELORIE BROS TRACTOR # 21 TRAILER #

WEIGHER'S SIGNATURE: Rachel Wallace FEE: 9.00 FULL WEIGH TICKET # (IF REWEIGH)

RACHEL WALLACE

ONLY CERTIFIED WEIGHTS APPEAR BELOW THIS LINE

CERTIFIED WEIGHTS (imprint seal)

GROSS

TARE

NET

WEIGH NUMBER 7688

WEIGHMASTER CERTIFICATE

This is to certify that the following described commodity was weighed, measured, or counted by a Weighmaster, whose signature is on this Certificate, who is a recognized authority of accuracy, as prescribed by State Law.

COMMODITY WEIGHED: FREIGHT ALL KINDS

REMARKS:

TRACTOR LICENSE # 948633 OR TRACTOR # 21

TRAILER LICENSE # TRAILER #

TRAILER LICENSE # TRAILER #

NAME OF WEIGHMASTER (print): Rachel Wallace

WEIGHMASTER SIGNATURE: Rachel Wallace

© CAT SCALE COMPANY® 12/

94447720
TICKET NUMBER

CERTIFIED AUTOMATED TRUCK SCALE

CAT SCALE COMPANY
P.O. BOX 630
WALCOTT, IA 52773
(563) 284-6293
www.catscale.com

THE CAT SCALE GUARANTEE

The CAT Scale Company **GUARANTEES** that our scales will give an accurate weight. What makes us different from other scale companies is that we back up our guarantee with cash.©

IF YOU SHOULD GET AN OVERWEIGHT FINE, YOU SHOULD DO THE FOLLOWING TO GET THE PROBLEM RESOLVED:

1) Post bond and request a court date.
2) Call CAT Scale Company direct 24 hours a day at 1-877-CAT-SCALE (toll free).
3) IMMEDIATELY send a copy of the citation, CAT Scale ticket, your name, company, address, and phone number to CAT Scale Company Attn: Operations Manager.

THANK YOU FOR WEIGHING ON CAT SCALES

The four weights shown below are separate weights. The TOTAL WEIGHT was weighed on a full length platform scale. **AXLE WEIGHTS CAN NOT BE CERTIFIED** and are **NOT LEGAL FOR TRADE, however, CAT SCALE COMPANY GUARANTEES THESE WEIGHTS TO BE CORRECT.**

12 21 2009

DATE:

SCALE LOCATION: 276 GEE-CEE'S TRUCKSTOP I-5 AND EXIT 57 TOLEDO WA

STEER AXLE

DRIVE AXLE

TRAILER AXLE

TOTAL WEIGHT

CELORIE BROS

COMPANY RACHEL WALLACE TRACTOR # TRAILER #

WEIGHER'S SIGNATURE: FEE: 9.00 FULL WEIGH TICKET # (IF REWEIGH)

ONLY CERTIFIED WEIGHTS APPEAR BELOW THIS LINE

CERTIFIED WEIGHTS (imprint seal)

GROSS

TARE

NET

WEIGH NUMBER 77220

WEIGHMASTER CERTIFICATE

This is to certify that the following described commodity was weighed, measured, or counted by a Weighmaster, whose signature is on this Certificate, who is a recognized authority of accuracy, as prescribed by State Law.

COMMODITY WEIGHED:

REMARKS:

TRACTOR LICENSE # TRACTOR #

TRAILER LICENSE # TRAILER #

TRAILER LICENSE # TRAILER #

NAME OF WEIGHMASTER (print):

WEIGHMASTER SIGNATURE:

© CAT SCALE COMPANY® 12X (WA)

94447723
TICKET NUMBER

CERTIFIED AUTOMATED TRUCK SCALE

CAT SCALE COMPANY
P.O. BOX 630
WALCOTT, IA 52773
(563) 284-6293
www.catscale.com

THE CAT SCALE GUARANTEE

The CAT Scale Company **GUARANTEES** that our scales will give an accurate weight. What makes us different from other scale companies is that we back up our guarantee with cash.©

IF YOU SHOULD GET AN OVERWEIGHT FINE, YOU SHOULD DO THE FOLLOWING TO GET THE PROBLEM RESOLVED:

1) Post bond and request a court date.
2) Call CAT Scale Company direct 24 hours a day at 1-877-CAT-SCALE (toll free).
3) IMMEDIATELY send a copy of the citation, CAT Scale ticket, your name, company, address, and phone number to CAT Scale Company Attn: Operations Manager.

Tare 40500

THANK YOU FOR WEIGHING ON CAT SCALES

The four weights shown below are separate weights. The TOTAL WEIGHT was weighed on a full length platform scale. **AXLE WEIGHTS CAN NOT BE CERTIFIED** and are **NOT LEGAL FOR TRADE, however, CAT SCALE COMPANY GUARANTEES THESE WEIGHTS TO BE CORRECT.**

DATE: 12-21-2009

SCALE LOCATION: 278 GEE-CEE'S TRUCKSTOP I-5 AND EXIT 57 TOLEDO WA

STEER AXLE 32.77

DRIVE AXLE

TRAILER AXLE

TOTAL WEIGHT

COMPANY CELORIE BROS TRACTOR # TRAILER #

WEIGHER'S SIGNATURE: FEE: 9.00 FULL WEIGH TICKET # (IF REWEIGH)

ONLY CERTIFIED WEIGHTS APPEAR BELOW THIS LINE

CERTIFIED WEIGHTS (imprint seal)

GROSS

TARE

NET

WEIGH NUMBER

WEIGHMASTER CERTIFICATE

This is to certify that the following described commodity was weighed, measured, or counted by a Weighmaster, whose signature is on this Certificate, who is a recognized authority of accuracy, as prescribed by State Law.

COMMODITY WEIGHED:

REMARKS:

TRACTOR LICENSE # TRACTOR #

TRAILER LICENSE # TRAILER #

TRAILER LICENSE # TRAILER #

NAME OF WEIGHMASTER (print):

WEIGHMASTER SIGNATURE:

© CAT SCALE COMPANY®

94447724
TICKET NUMBER

CERTIFIED AUTOMATED TRUCK SCALE

CAT SCALE COMPANY
P.O. BOX 630
WALCOTT, IA 52773
(563) 284-6263
www.catscale.com

THE CAT SCALE GUARANTEE

The CAT Scale Company **GUARANTEES** that our scales will give an accurate weight. What makes us different from other scale companies is that we back up our guarantee with cash.©

IF YOU SHOULD GET AN OVERWEIGHT FINE, YOU SHOULD DO THE FOLLOWING TO GET THE PROBLEM RESOLVED:

1) Post bond and request a court date.
2) Call CAT Scale Company direct 24 hours a day at 1-877-CAT-SCALE (toll free).
3) IMMEDIATELY send a copy of the citation, CAT Scale ticket, your name, company, address, and phone number to CAT Scale Company Attn: Operations Manager.

THANK YOU FOR WEIGHING ON CAT SCALE!

The four weights shown below are separate weights. The TOTAL WEIGHT was weighed on a full length platform scale. **AXLE WEIGHTS CAN NOT BE CERTIFIED** and are **NOT LEGAL FOR TRADE, however, CAT SCALE COMPANY GUARANTEES THESE WEIGHTS TO BE CORRECT.**

DATE: 12-21-2009

SCALE LOCATION: 278
GEE-CEE'S TRUCKSTOP
I-5 AND EXIT 57
TOLEDO WA

STEER AXLE [illegible]
DRIVE AXLE [illegible]
TRAILER AXLE [illegible] 35
TOTAL WEIGHT [illegible]
39940 Tare

COMPANY CELORIE BROS TRACTOR # [illegible] TRAILER # [illegible]

WEIGHER'S SIGNATURE: [signature] RACHEL WALLACE FEE: 9.00 FULL WEIGH TICKET # _____ (IF REWEIGH)

ONLY CERTIFIED WEIGHTS APPEAR BELOW THIS LINE

CERTIFIED WEIGHTS (imprint seal)

GROSS

TARE

NET

WEIGH NUMBER
7724

WEIGHMASTER CERTIFICATE

This is to certify that the following described commodity was weighed, measured, or counted by a Weighmaster, whose signature is on this Certificate, who is a recognized authority of accuracy, as prescribed by State Law.

COMMODITY WEIGHED: FREIGHT ALL THIS
REMARKS: _____
TRACTOR LICENSE # _____ TRACTOR # _____
TRAILER LICENSE # _____ TRAILER # _____
TRAILER LICENSE # _____ TRAILER # _____

NAME OF WEIGHMASTER (print): _____
WEIGHMASTER SIGNATURE: _____

© CAT SCALE COMPANY • 12/0 (WA)

94447725
TICKET NUMBER

CERTIFIED AUTOMATED TRUCK SCALE

CAT SCALE COMPANY
P.O. BOX 630
WALCOTT, IA 52773
(563) 284-6263
www.catscale.com

THE CAT SCALE GUARANTEE

The CAT Scale Company **GUARANTEES** that our scales will give an accurate weight. What makes us different from other scale companies is that we back up our guarantee with cash.©

IF YOU SHOULD GET AN OVERWEIGHT FINE, YOU SHOULD DO THE FOLLOWING TO GET THE PROBLEM RESOLVED:

1) Post bond and request a court date.
2) Call CAT Scale Company direct 24 hours a day at 1-877-CAT-SCALE (toll free).
3) IMMEDIATELY send a copy of the citation, CAT Scale ticket, your name, company, address, and phone number to CAT Scale Company Attn: Operations Manager.

Weyerhaeuser Co...
Integrated Waste Man...
Material Recovery / Transfer
PO Box 188
Longview, WA 98632
(206) 578-4614

THANK YOU FOR WEIGHING ON CAT SCALE!

The four weights shown below are separate weights. The TOTAL WEIGHT was weighed on a full length platform scale. **AXLE WEIGHTS CAN NOT BE CERTIFIED** and are **NOT LEGAL FOR TRADE, however, CAT SCALE COMPANY GUARANTEES THESE WEIGHTS TO BE CORRECT.**

DATE: 12-21-2009

SCALE LOCATION: 278
GEE-CEE'S TRUCKSTOP
I-5 AND EXIT 57
TOLEDO WA

STEER AXLE [illegible]
DRIVE AXLE [illegible]
TRAILER AXLE [illegible]
TOTAL WEIGHT [illegible]
Tare 39900/66980/33.49 tons

COMPANY CELORIE BROS TRACTOR # [illegible] TRAILER # [illegible]

WEIGHER'S SIGNATURE: [signature] TIA WARD FEE: 9.00 FULL WEIGH TICKET # _____ (IF REWEIGH)

ONLY CERTIFIED WEIGHTS APPEAR BELOW THIS LINE

CERTIFIED WEIGHTS (imprint seal)

GROSS

TARE

NET

WEIGH NUMBER
7725

WEIGHMASTER CERTIFICATE

This is to certify that the following described commodity was weighed, measured, or counted by a Weighmaster, whose signature is on this Certificate, who is a recognized authority of accuracy, as prescribed by State Law.

COMMODITY WEIGHED: FREIGHT ALL THIS
REMARKS: _____
TRACTOR LICENSE # VAP1842 TRACTOR # _____
TRAILER LICENSE # _____ TRAILER # _____
TRAILER LICENSE # _____ TRAILER # _____

NAME OF WEIGHMASTER (print) TIA WARD
WEIGHMASTER SIGNATURE: [signature]

© CAT SCALE COMPANY • 12/0 (WA)

S4447734
TICKET NUMBER

CERTIFIED AUTOMATED TRUCK SCALE

CAT SCALE COMPANY
P.O. BOX 630
WALCOTT, IA 52773
(563) 284-6283
www.catscale.com

THE CAT SCALE GUARANTEE

The CAT Scale Company **GUARANTEES** that our scales will give an accurate weight. What makes us different from other scale companies is that we back up our guarantee with cash.©

IF YOU SHOULD GET AN OVERWEIGHT FINE, YOU SHOULD DO THE FOLLOWING TO GET THE PROBLEM RESOLVED:

1) Post bond and request a court date.
2) Call CAT Scale Company direct 24 hours a day at 1-877-CAT-SCALE (toll free).
3) IMMEDIATELY send a copy of the citation, CAT Scale ticket, your name, company, address, and phone number to CAT Scale Company Attn: Operations Manager.

THANK YOU FOR WEIGHING ON CAT SCALE!

The four weights shown below are separate weights. The TOTAL WEIGHT was weighed on a full length platform scale. **AXLE WEIGHTS CAN NOT BE CERTIFIED** and are **NOT LEGAL FOR TRADE, however, CAT SCALE COMPANY GUARANTEES THESE WEIGHTS TO BE CORRECT.**

DATE: 12-21-2009

SCALE LOCATION: 278 GEE-CEE'S TRUCKSTOP I-5 AND EXIT 57 TOLEDO WA

STEER AXLE
DRIVE AXLE
TRAILER AXLE
TOTAL WEIGHT

34.58

COMPANY CELORIE BROS TRACTOR # TRAILER #

WEIGHER'S SIGNATURE: Marcia J FEE: FULL WEIGH TICKET # (IF REWEIGH)

MARCIA FRIEND

ONLY CERTIFIED WEIGHTS APPEAR BELOW THIS LINE

CERTIFIED WEIGHTS (imprint seal)

GROSS
TARE
NET

WEIGH NUMBER 7734

WEIGHMASTER CERTIFICATE

This is to certify that the following described commodity was weighed, measured, or counted by a Weighmaster, whose signature is on this Certificate, who is a recognized authority of accuracy, as prescribed by State Law.

COMMODITY WEIGHED: FREIGHT ALL KIND
REMARKS:
TRACTOR LICENSE # TRACTOR #
TRAILER LICENSE # TRAILER #
TRAILER LICENSE # TRAILER #
NAME OF WEIGHMASTER (print): Marcia Friend
WEIGHMASTER SIGNATURE:

© CAT SCALE COMPANY® 12/0 (WA)

S4447736
TICKET NUMBER

CERTIFIED AUTOMATED TRUCK SCALE

CAT SCALE COMPANY
P.O. BOX 630
WALCOTT, IA 52773
(563) 284-6283
www.catscale.com

THE CAT SCALE GUARANTEE

The CAT Scale Company **GUARANTEES** that our scales will give an accurate weight. What makes us different from other scale companies is that we back up our guarantee with cash.©

IF YOU SHOULD GET AN OVERWEIGHT FINE, YOU SHOULD DO THE FOLLOWING TO GET THE PROBLEM RESOLVED:

1) Post bond and request a court date.
2) Call CAT Scale Company direct 24 hours a day at 1-877-CAT-SCALE (toll free).
3) IMMEDIATELY send a copy of the citation, CAT Scale ticket, your name, company, address, and phone number to CAT Scale Company Attn: Operations Manager.

Tare 40500

THANK YOU FOR WEIGHING ON CAT SCALE

The four weights shown below are separate weights. The TOTAL WEIGHT was weighed on a full length platform scale. **AXLE WEIGHTS CAN NOT BE CERTIFIED** and are **NOT LEGAL FOR TRADE, however, CAT SCALE COMPANY GUARANTEES THESE WEIGHTS TO BE CORRECT.**

DATE: 12-21-2009

SCALE LOCATION: 278 GEE-CEE'S TRUCKSTOP I-5 AND EXIT 57 TOLEDO WA

STEER AXLE
DRIVE AXLE
TRAILER AXLE
TOTAL WEIGHT

32.52 Ton

40,500 Tare

COMPANY CELORIE BROS TRACTOR # TRAILER #

WEIGHER'S SIGNATURE: Marcia J FEE: FULL WEIGH TICKET # (IF REWEIGH)

MARCIA FRIEND

ONLY CERTIFIED WEIGHTS APPEAR BELOW THIS LINE

CERTIFIED WEIGHTS (imprint seal)

GROSS
TARE
NET

WEIGH NUMBER 7736

WEIGHMASTER CERTIFICATE

This is to certify that the following described commodity was weighed, measured, or counted by a Weighmaster, whose signature is on this Certificate, who is a recognized authority of accuracy, as prescribed by State Law.

COMMODITY WEIGHED: FREIGHT ALL KIND
REMARKS:
TRACTOR LICENSE # TRACTOR #
TRAILER LICENSE # TRAILER #
TRAILER LICENSE # TRAILER #
NAME OF WEIGHMASTER (print): Marcia Friend
WEIGHMASTER SIGNATURE:

© CAT SCALE COMPANY® 12

94447737
TICKET NUMBER

CERTIFIED AUTOMATED TRUCK SCALE

CAT SCALE COMPANY
P.O. BOX 630
WALCOTT, IA 52773
(563) 284-6263
www.catscale.com

THE CAT SCALE GUARANTEE

The CAT Scale Company **GUARANTEES** that our scales will give an accurate weight. What makes us different from other scale companies is that we back up our guarantee with cash.©

IF YOU SHOULD GET AN OVERWEIGHT FINE, YOU SHOULD DO THE FOLLOWING TO GET THE PROBLEM RESOLVED:

1) Post bond and request a court date.
2) Call CAT Scale Company direct 24 hours a day at 1-877-CAT-SCALE (toll free).
3) IMMEDIATELY send a copy of the citation, CAT Scale ticket, your name, company, address, and phone number to CAT Scale Company Attn: Operations Manager.

THANK YOU FOR WEIGHING ON CAT SCALE!

The four weights shown below are separate weights. The TOTAL WEIGHT was weighed on a full length platform scale. **AXLE WEIGHTS CAN NOT BE CERTIFIED** and are **NOT LEGAL FOR TRADE, however, CAT SCALE COMPANY GUARANTEES THESE WEIGHTS TO BE CORRECT.**

DATE: 12-21-2009

SCALE LOCATION: 278
GEE-CEE'S TRUCKSTOP
I-5 AND EXIT 57
TOLEDO WA

STEER AXLE	[illegible] LB
DRIVE AXLE	[illegible] LB
TRAILER AXLE	[illegible] LB
TOTAL WEIGHT	[illegible] LB

32.41 T
39940 Tare

COMPANY CELORIE BROS TRACTOR # [illegible] TRAILER # [illegible]

WEIGHER'S SIGNATURE: [signature] FEE: 4.00 FULL WEIGH TICKET # (IF REWEIGH)

ONLY CERTIFIED WEIGHTS APPEAR BELOW THIS LINE

CERTIFIED WEIGHTS (imprint seal)

GROSS
TARE
NET

WEIGH NUMBER 7737

WEIGHMASTER CERTIFICATE

This is to certify that the following described commodity was weighed, measured, or counted by a Weighmaster, whose signature is on this Certificate, who is a recognized authority of accuracy, as prescribed by State Law.

COMMODITY WEIGHED: [illegible]
REMARKS:
TRACTOR LICENSE # YA17232 TRACTOR #
TRAILER LICENSE # TRAILER #
TRAILER LICENSE # TRAILER #
NAME OF WEIGHMASTER (print): Maria Friend
WEIGHMASTER SIGNATURE: [signature]

© CAT SCALE COMPANY® 12/0 (WA)

94447739
TICKET NUMBER

CERTIFIED AUTOMATED TRUCK SCALE

CAT SCALE COMPANY
P.O. BOX 630
WALCOTT, IA 52773
(563) 284-6263
www.catscale.com

THE CAT SCALE GUARANTEE

The CAT Scale Company **GUARANTEES** that our scales will give an accurate weight. What makes us different from other scale companies is that we back up our guarantee with cash.©

IF YOU SHOULD GET AN OVERWEIGHT FINE, YOU SHOULD DO THE FOLLOWING TO GET THE PROBLEM RESOLVED:

1) Post bond and request a court date.
2) Call CAT Scale Company direct 24 hours a day at 1-877-CAT-SCALE (toll free).
3) IMMEDIATELY send a copy of the citation, CAT Scale ticket, your name, company, address, and phone number to CAT Scale Company Attn: Operations Manager.

THANK YOU FOR WEIGHING ON CAT SCALE

The four weights shown below are separate weights. The TOTAL WEIGHT was weighed on a full length platform scale. **AXLE WEIGHTS CAN NOT BE CERTIFIED** and are **NOT LEGAL FOR TRADE, however, CAT SCALE COMPANY GUARANTEES THESE WEIGHTS TO BE CORRECT.**

DATE: 12-21-2009

SCALE LOCATION: 278
GEE-CEE'S TRUCKSTOP
I-5 AND EXIT 57
TOLEDO WA

STEER AXLE	[illegible] LB
DRIVE AXLE	[illegible] LB
TRAILER AXLE	[illegible] LB
TOTAL WEIGHT	[illegible] LB

Tare 39900/68200/3410 tons.

COMPANY CELORIE BROS TRACTOR # [illegible] TRAILER # [illegible]

WEIGHER'S SIGNATURE: [signature] FEE: 4.00 FULL WEIGH TICKET # (IF REWEIGH)

ONLY CERTIFIED WEIGHTS APPEAR BELOW THIS LINE

CERTIFIED WEIGHTS (imprint seal)

GROSS
TARE
NET

WEIGH NUMBER 7739

WEIGHMASTER CERTIFICATE

This is to certify that the following described commodity was weighed, measured, or counted by a Weighmaster, whose signature is on this Certificate, who is a recognized authority of accuracy, as prescribed by State Law.

COMMODITY WEIGHED: FREIGHT ALL KINDS
REMARKS:
TRACTOR LICENSE # [illegible] TRACTOR #
TRAILER LICENSE # TRAILER #
TRAILER LICENSE # TRAILER #
NAME OF WEIGHMASTER (print): [signature]
WEIGHMASTER SIGNATURE:

© CAT SCALE COMPANY® 12/

94447746
TICKET NUMBER

CERTIFIED AUTOMATED TRUCK SCALE

CAT SCALE COMPANY
P.O. BOX 630
WALCOTT, IA 52773
(563) 284-6263
www.catscale.com

THE CAT SCALE GUARANTEE

The CAT Scale Company **GUARANTEES** that our scales will give an accurate weight. What makes us different from other scale companies is that we back up our guarantee with cash.©

IF YOU SHOULD GET AN OVERWEIGHT FINE, YOU SHOULD DO THE FOLLOWING TO GET THE PROBLEM RESOLVED:

1) Post bond and request a court date.
2) Call CAT Scale Company direct 24 hours a day at 1-877-CAT-SCALE (toll free).
3) IMMEDIATELY send a copy of the citation, CAT Scale ticket, your name, company, address, and phone number to CAT Scale Company Attn: Operations Manager.

THANK YOU FOR WEIGHING ON CAT SCALE!

The four weights shown below are separate weights. The TOTAL WEIGHT was weighed on a full length platform scale. **AXLE WEIGHTS CAN NOT BE CERTIFIED** and are **NOT LEGAL FOR TRADE, however, CAT SCALE COMPANY GUARANTEES THESE WEIGHTS TO BE CORRECT.**

DATE: 12-21-2009

SCALE LOCATION: 278
GEE-CEE'S TRUCKSTOP
I-5 AND EXIT 57
TOLEDO WA

STEER AXLE	[illegible]	[illegible]
DRIVE AXLE	[illegible]	[illegible]
TRAILER AXLE	[illegible]	[illegible]
TOTAL WEIGHT	[illegible]	[illegible]

34.47

COMPANY GELORIE BROS TRACTOR # 23 TRAILER # [illegible]

WEIGHER'S SIGNATURE: Barbara Robinson FEE 9.00 FULL WEIGH TICKET # _____ (IF REWEIGH)
BARBARA ROBINSON

ONLY CERTIFIED WEIGHTS APPEAR BELOW THIS LINE

CERTIFIED WEIGHTS (Imprint seal)

GROSS
TARE
NET

WEIGH NUMBER 7746

WEIGHMASTER CERTIFICATE

This is to certify that the following described commodity was weighed, measured, or counted by a Weighmaster, whose signature is on this Certificate, who is a recognized authority of accuracy, as prescribed by State Law.

COMMODITY WEIGHED: [illegible]
REMARKS: _____
TRACTOR LICENSE # VAR3160 OR TRACTOR # 23
TRAILER LICENSE # _____ TRAILER # _____
TRAILER LICENSE # _____ TRAILER # _____

NAME OF WEIGHMASTER (print): Barbara Robinson
WEIGHMASTER SIGNATURE: Barbara Robinson

© CAT SCALE COMPANY® 1[illegible] (WA)

94447748
TICKET NUMBER

CERTIFIED AUTOMATED TRUCK SCALE

CAT SCALE COMPANY
P.O. BOX 630
WALCOTT, IA 52773
(563) 284-6263
www.catscale.com

THE CAT SCALE GUARANTEE

The CAT Scale Company **GUARANTEES** that our scales will give an accurate weight. What makes us different from other scale companies is that we back up our guarantee with cash.©

IF YOU SHOULD GET AN OVERWEIGHT FINE, YOU SHOULD DO THE FOLLOWING TO GET THE PROBLEM RESOLVED:

1) Post bond and request a court date.
2) Call CAT Scale Company direct 24 hours a day at 1-877-CAT-SCALE (toll free).
3) IMMEDIATELY send a copy of the citation, CAT Scale ticket, your name, company, address, and phone number to CAT Scale Company Attn: Operations Manager.

THANK YOU FOR WEIGHING ON CAT SCALE!

The four weights shown below are separate weights. The TOTAL WEIGHT was weighed on a full length platform scale. **AXLE WEIGHTS CAN NOT BE CERTIFIED** and are **NOT LEGAL FOR TRADE, however, CAT SCALE COMPANY GUARANTEES THESE WEIGHTS TO BE CORRECT.**

DATE: 12-21-2009

SCALE LOCATION: 278
GEE-CEE'S TRUCKSTOP
I-5 AND EXIT 57
TOLEDO WA

STEER AXLE	[illegible]	[illegible]
DRIVE AXLE	[illegible]	[illegible]
TRAILER AXLE	[illegible]	[illegible]
TOTAL WEIGHT	[illegible]	[illegible]

39940 Tare

33.73 T

COMPANY GELORIE BROS TRACTOR # 23 TRAILER # [illegible]

WEIGHER'S SIGNATURE: Barbara Robinson FEE 9.00 FULL WEIGH TICKET # _____ (IF REWEIGH)
BARBARA ROBINSON

ONLY CERTIFIED WEIGHTS APPEAR BELOW THIS LINE

CERTIFIED WEIGHTS (Imprint seal)

GROSS
TARE
NET

WEIGH NUMBER 7748

WEIGHMASTER CERTIFICATE

This is to certify that the following described commodity was weighed, measured, or counted by a Weighmaster, whose signature is on this Certificate, who is a recognized authority of accuracy, as prescribed by State Law.

COMMODITY WEIGHED: [illegible]
REMARKS: _____
TRACTOR LICENSE # VAR7238 OR TRACTOR # _____
TRAILER LICENSE # _____ TRAILER # _____
TRAILER LICENSE # _____ TRAILER # _____

NAME OF WEIGHMASTER (print): [illegible]
WEIGHMASTER SIGNATURE: [illegible]

© CAT SCALE COMPANY® 1[illegible] (WA)

94447747
TICKET NUMBER

CAT SCALE

CERTIFIED AUTOMATED TRUCK SCALE

CAT SCALE COMPANY
P.O. BOX 630
WALCOTT, IA 52773
(563) 284-6263
www.catscale.com

THE CAT SCALE GUARANTEE

The CAT Scale Company **GUARANTEES** that our scales will give an accurate weight. What makes us different from other scale companies is that we back up our guarantee with cash.©

IF YOU SHOULD GET AN OVERWEIGHT FINE, YOU SHOULD DO THE FOLLOWING TO GET THE PROBLEM RESOLVED:

1) Post bond and request a court date.
2) Call CAT Scale Company direct 24 hours a day at 1-877-CAT-SCALE (toll free).
3) IMMEDIATELY send a copy of the citation, CAT Scale ticket, your name, company, address, and phone number to CAT Scale Company Attn: Operations Manager.

THANK YOU FOR WEIGHING ON CAT SCALE!

Tare 40500

The four weights shown below are separate weights. The TOTAL WEIGHT was weighed on a full length platform scale. **AXLE WEIGHTS CAN NOT BE CERTIFIED** and are **NOT LEGAL FOR TRADE, however, CAT SCALE COMPANY GUARANTEES THESE WEIGHTS TO BE CORRECT.**

DATE: 12-21-2009

SCALE LOCATION: 278 GEE-CEE'S TRUCKSTOP I-5 AND EXIT 57 TOLEDO WA

STEER AXLE [illegible] 32.67

DRIVE AXLE [illegible]

TRAILER AXLE [illegible]

TOTAL WEIGHT [illegible]

40,500 Tare

COMPANY CELORIE BROS TRACTOR # 21 TRAILER #

WEIGHER'S SIGNATURE: Barbara Robinson FEE: 9.00 FULL WEIGH TICKET # (IF REWEIGH)

BARBARA ROBINSON

ONLY CERTIFIED WEIGHTS APPEAR BELOW THIS LINE

CERTIFIED WEIGHTS (imprint seal)

GROSS

TARE

NET

WEIGH NUMBER 7747

WEIGHMASTER CERTIFICATE

This is to certify that the following described commodity was weighed, measured, or counted by a Weighmaster, whose signature is on this Certificate, who is a recognized authority of accuracy, as prescribed by State Law.

COMMODITY WEIGHED: FREIGHT ALL [illegible]

REMARKS:

TRACTOR LICENSE # YAPY151 OR TRACTOR # 24

TRAILER LICENSE # TRAILER #

TRAILER LICENSE # TRAILER #

NAME OF WEIGHMASTER (print): Barbara Robinson

WEIGHMASTER SIGNATURE: Barbara Robinson

© CAT SCALE COMPANY® 12/0 (WA)

94447749
TICKET NUMBER

CAT SCALE

CERTIFIED AUTOMATED TRUCK SCALE

CAT SCALE COMPANY
P.O. BOX 630
WALCOTT, IA 52773
(563) 284-6263
www.catscale.com

THE CAT SCALE GUARANTEE

The CAT Scale Company **GUARANTEES** that our scales will give an accurate weight. What makes us different from other scale companies is that we back up our guarantee with cash.©

IF YOU SHOULD GET AN OVERWEIGHT FINE, YOU SHOULD DO THE FOLLOWING TO GET THE PROBLEM RESOLVED:

1) Post bond and request a court date.
2) Call CAT Scale Company direct 24 hours a day at 1-877-CAT-SCALE (toll free).
3) IMMEDIATELY send a copy of the citation, CAT Scale ticket, your name, company, address, and phone number to CAT Scale Company Attn: Operations Manager.

PO Box 188
Longview, WA 98632
(206) 578-4618

THANK YOU FOR WEIGHING ON CAT SCALE!

The four weights shown below are separate weights. The TOTAL WEIGHT was weighed on a full length platform scale. **AXLE WEIGHTS CAN NOT BE CERTIFIED** and are **NOT LEGAL FOR TRADE, however, CAT SCALE COMPANY GUARANTEES THESE WEIGHTS TO BE CORRECT.**

DATE: 12-21-2009

SCALE LOCATION: 278 GEE-CEE'S TRUCKSTOP I-5 AND EXIT 57 TOLEDO WA

STEER AXLE 23320 lb

DRIVE AXLE 34640 lb

TRAILER AXLE 50300 lb

TOTAL WEIGHT 108260 lb

Tare 39900/68360/34.15 tons

COMPANY CELORIE BROS TRACTOR # 26 TRAILER # 261

WEIGHER'S SIGNATURE: Barbara Robinson FEE: 9.00 FULL WEIGH TICKET # (IF REWEIGH)

BARBARA ROBINSON

ONLY CERTIFIED WEIGHTS APPEAR BELOW THIS LINE

CERTIFIED WEIGHTS (imprint seal)

GROSS

TARE

NET

WEIGH NUMBER 7749

WEIGHMASTER CERTIFICATE

This is to certify that the following described commodity was weighed, measured, or counted by a Weighmaster, whose signature is on this Certificate, who is a recognized authority of accuracy, as prescribed by State Law.

COMMODITY WEIGHED: FREIGHT ALL [illegible]

REMARKS:

TRACTOR LICENSE # YAKB633 OR TRACTOR #

TRAILER LICENSE # TRAILER #

TRAILER LICENSE # TRAILER #

NAME OF WEIGHMASTER (print): Barbara Robinson

WEIGHMASTER SIGNATURE: Barbara Robinson

© CAT SCALE COMPANY® 12/0 (WA)

94447721

TICKET NUMBER

CAT SCALE

CERTIFIED AUTOMATED TRUCK SCALE

CAT SCALE COMPANY
P.O. BOX 630
WALCOTT, IA 52773
(563) 284-6263
www.catscale.com

THE CAT SCALE GUARANTEE

The CAT Scale Company **GUARANTEES** that our scales will give an accurate weight. What makes us different from other scale companies is that we back up our guarantee with cash.©

IF YOU SHOULD GET AN OVERWEIGHT FINE, YOU SHOULD DO THE FOLLOWING TO GET THE PROBLEM RESOLVED:

1) Post bond and request a court date.
2) Call CAT Scale Company direct 24 hours a day at 1-877-CAT-SCALE (toll free).
3) IMMEDIATELY send a copy of the citation, CAT Scale ticket, your name, company, address, and phone number to CAT Scale Company Attn: Operations Manager.

THANK YOU FOR WEIGHING ON CAT SCALE!

The four weights shown below are separate weights. The TOTAL WEIGHT was weighed on a full length platform scale. **AXLE WEIGHTS CAN NOT BE CERTIFIED** and are **NOT LEGAL FOR TRADE, however, CAT SCALE COMPANY GUARANTEES THESE WEIGHTS TO BE CORRECT.**

DATE:	12-21-2009	STEER AXLE	34220 lb
	278	DRIVE AXLE	53100 lb
SCALE LOCATION:	GEE-CEE'S TRUCKSTOP I-5 AND EXIT 57 TOLEDO WA	TRAILER AXLE	110740 lb
	STAN PALMER CONST	TOTAL WEIGHT	41,440 Tare

Integrated Waste Management
Material Recovery / Transfer Facility
PO Box 188
Longview, WA 98632
(206) 578-4614

9.00

COMPANY RACHEL WALLACE TRACTOR # _____ TRAILER # _____

WEIGHER'S SIGNATURE: [signature] FEE: FULL WEIGH TICKET # _____ (IF REWEIGH)

ONLY CERTIFIED WEIGHTS APPEAR BELOW THIS LINE

CERTIFIED WEIGHTS (imprint seal)

GROSS

TARE

NET

WEIGH NUMBER 7721

WEIGHMASTER CERTIFICATE

This is to certify that the following described commodity was weighed, measured, or counted by a Weighmaster, whose signature is on this Certificate, who is a recognized authority of accuracy, as prescribed by State Law.

FREIGHT ALL KINDS

COMMODITY WEIGHED: _____

REMARKS: _____

TRACTOR LICENSE # _____ TRACTOR # _____

TRAILER LICENSE # _____ TRAILER # _____

TRAILER LICENSE # _____ TRAILER # _____

NAME OF WEIGHMASTER _____

94447726

TICKET NUMBER

CAT SCALE

CERTIFIED AUTOMATED TRUCK SCALE

CAT SCALE COMPANY
P.O. BOX 630
WALCOTT, IA 52773
(563) 284-6263
www.catscale.com

THE CAT SCALE GUARANTEE

The CAT Scale Company **GUARANTEES** that our scales will give an accurate weight. What makes us different from other scale companies is that we back up our guarantee with cash.©

IF YOU SHOULD GET AN OVERWEIGHT FINE, YOU SHOULD DO THE FOLLOWING TO GET THE PROBLEM RESOLVED:

1) Post bond and request a court date.
2) Call CAT Scale Company direct 24 hours a day at 1-877-CAT-SCALE (toll free).
3) IMMEDIATELY send a copy of the citation, CAT Scale ticket, your name, company, address, and phone number to CAT Scale Company Attn: Operations Manager.

THANK YOU FOR WEIGHING ON CAT SCALE

The four weights shown below are separate weights. The TOTAL WEIGHT was weighed on a full length platform scale. **AXLE WEIGHTS CAN NOT BE CERTIFIED** and are **NOT LEGAL FOR TRADE, however, CAT SCALE COMPANY GUARANTEES THESE WEIGHTS TO BE CORRECT.**

DATE:	12-21-2009	STEER AXLE	22340 lb
	278	DRIVE AXLE	38340 lb
SCALE LOCATION:	GEE-CEE'S TRUCKSTOP I-5 AND EXIT 57 TOLEDO WA	TRAILER AXLE	50240 lb
		TOTAL WEIGHT	110920 lb

COMPANY STAN PALMER CONST TRACTOR # 61 TRAILER # 4

WEIGHER'S SIGNATURE: [signature] TIP WARD FEE: 9.00 FULL WEIGH TICKET # _____ (IF REWEIGH)

ONLY CERTIFIED WEIGHTS APPEAR BELOW THIS LINE

CERTIFIED WEIGHTS (imprint seal)

GROSS 110920

TARE 43800

NET 67120 · 33.5

WEIGH NUMBER 7726

WEIGHMASTER CERTIFICATE

This is to certify that the following described commodity was weighed, measured, or counted by a Weighmaster, whose signature is on this Certificate, who is a recognized authority of accuracy, as prescribed by State Law.

Integrated Waste Management
Material Recovery / Transfer Facility
PO Box 188
Longview, WA 98632
(206) 578-4614

FREIGHT ALL KINDS

COMMODITY WEIGHED: _____

REMARKS: _____

TRACTOR LICENSE # _____ TRACTOR # _____

TRAILER LICENSE # _____ TRAILER # _____

TRAILER LICENSE # _____ TRAILER # _____

NAME OF WEIGHMASTER (print): _____

WEIGHMASTER SIGNATURE: _____

© CAT SCALE COMPANY® 12 (WA)

94447733
TICKET NUMBER

CERTIFIED AUTOMATED TRUCK SCALE

CAT SCALE COMPANY
P.O. BOX 630
WALCOTT, IA 52773
(563) 284-6263
www.catscale.com

1149
94447733

THE CAT SCALE GUARANTEE

The CAT Scale Company **GUARANTEES** that our scales will give an accurate weight. What makes us different from other scale companies is that we back up our guarantee with cash.©

IF YOU SHOULD GET AN OVERWEIGHT FINE, YOU SHOULD DO THE FOLLOWING TO GET THE PROBLEM RESOLVED:

1) Post bond and request a court date.
2) Call CAT Scale Company direct 24 hours a day at 1-877-CAT-SCALE (toll free).
3) IMMEDIATELY send a copy of the citation, CAT Scale ticket, your name, company, address, and phone number to CAT Scale Company Attn: Operations Manager.

THANK YOU FOR WEIGHING ON CAT SCALE!

The four weights shown below are separate weights. The TOTAL WEIGHT was weighed on a full length platform scale. **AXLE WEIGHTS CAN NOT BE CERTIFIED** and are **NOT LEGAL FOR TRADE, however, CAT SCALE COMPANY GUARANTEES THESE WEIGHTS TO BE CORRECT.**

DATE: 12-21-2009

SCALE LOCATION: 278
GEE-CEE'S TRUCKSTOP
I-5 AND EXIT 57
TOLEDO WA

STEER AXLE	21360 lb
DRIVE AXLE	35640 lb
TRAILER AXLE	50400 lb
TOTAL WEIGHT	107480 lb

COMPANY STAN PALMER CONST TRACTOR # 62 TRAILER # 62

WEIGHER'S SIGNATURE: RACHEL WALLACE FEE: 9.00 FULL WEIGH TICKET # (IF REWEIGH)

ONLY CERTIFIED WEIGHTS APPEAR BELOW THIS LINE

CERTIFIED WEIGHTS (imprint seal)

GROSS

TARE 41,440

NET

WEIGH NUMBER 7733

WEIGHMASTER CERTIFICATE

This is to certify that the following described commodity was weighed, measured, or counted by a Weighmaster, whose signature is on this Certificate, who is a recognized authority of accuracy, as prescribed by State Law.

COMMODITY WEIGHED: FREIGHT ALL KINDS
REMARKS:
TRACTOR LICENSE # TRACTOR #
TRAILER LICENSE # TRAILER #
TRAILER LICENSE # TRAILER #

NAME OF WEIGHMASTER (print):
WEIGHMASTER SIGNATURE:

© CAT SCALE COMPANY® 12/0 (WA)

94447761
TICKET NUMBER

CERTIFIED AUTOMATED TRUCK SCALE

CAT SCALE COMPANY
P.O. BOX 630
WALCOTT, IA 52773
(563) 284-6263
www.catscale.com

THE CAT SCALE GUARANTEE

The CAT Scale Company **GUARANTEES** that our scales will give an accurate weight. What makes us different from other scale companies is that we back up our guarantee with cash.©

IF YOU SHOULD GET AN OVERWEIGHT FINE, YOU SHOULD DO THE FOLLOWING TO GET THE PROBLEM RESOLVED:

1) Post bond and request a court date.
2) Call CAT Scale Company direct 24 hours a day at 1-877-CAT-SCALE (toll free).
3) IMMEDIATELY send a copy of the citation, CAT Scale ticket, your name, company, address, and phone number to CAT Scale Company Attn: Operations Manager.

THANK YOU FOR WEIGHING ON CAT SCALE

The four weights shown below are separate weights. The TOTAL WEIGHT was weighed on a full length platform scale. **AXLE WEIGHTS CAN NOT BE CERTIFIED** and are **NOT LEGAL FOR TRADE, however, CAT SCALE COMPANY GUARANTEES THESE WEIGHTS TO BE CORRECT.**

DATE: 12-22-2009

SCALE LOCATION: 278
GEE-CEE'S TRUCKSTOP
I-5 AND EXIT 57
TOLEDO WA

STEER AXLE	[illegible] lb
DRIVE AXLE	[illegible] lb
TRAILER AXLE	[illegible] lb
TOTAL WEIGHT	[illegible] lb

COMPANY STAN PALMER CONST TRACTOR # 61 TRAILER #

WEIGHER'S SIGNATURE: TIA WARD FEE: 9.00 FULL WEIGH TICKET # (IF REWEIGH)

ONLY CERTIFIED WEIGHTS APPEAR BELOW THIS LINE

CERTIFIED WEIGHTS (imprint seal)

GROSS 107280

TARE 45800

NET 63480 . 317

WEIGH NUMBER 7761

WEIGHMASTER CERTIFICATE

This is to certify that the following described commodity was weighed, measured, or counted by a Weighmaster, whose signature is on this Certificate, who is a recognized authority of accuracy, as prescribed by State Law.

COMMODITY WEIGHED: FREIGHT ALL KINDS
REMARKS:
TRACTOR LICENSE # TRACTOR #
TRAILER LICENSE # TRAILER #
TRAILER LICENSE # TRAILER #

NAME OF WEIGHMASTER (print):
WEIGHMASTER SIGNATURE:

© CAT SCALE COMPANY® 12

94447773
TICKET NUMBER

CERTIFIED AUTOMATED TRUCK SCALE

CAT SCALE COMPANY
P.O. BOX 630
WALCOTT, IA 52773
(563) 284-6263
www.catscale.com

THE CAT SCALE GUARANTEE

The CAT Scale Company **GUARANTEES** that our scales will give an accurate weight. What makes us different from other scale companies is that we back up our guarantee with cash.©

IF YOU SHOULD GET AN OVERWEIGHT FINE, YOU SHOULD DO THE FOLLOWING TO GET THE PROBLEM RESOLVED:

1) Post bond and request a court date.
2) Call CAT Scale Company direct 24 hours a day at 1-877-CAT-SCALE (toll free).
3) IMMEDIATELY send a copy of the citation, CAT Scale ticket, your name, company, address, and phone number to CAT Scale Company Attn: Operations Manager.

THANK YOU FOR WEIGHING ON CAT SCALE!

The four weights shown below are separate weights. The TOTAL WEIGHT was weighed on a full length platform scale. **AXLE WEIGHTS CAN NOT BE CERTIFIED** and are **NOT LEGAL FOR TRADE, however, CAT SCALE COMPANY GUARANTEES THESE WEIGHTS TO BE CORRECT.**

DATE: 12-22-2009

SCALE LOCATION: 278
GEE-CEE'S TRUCKSTOP
I-5 AND EXIT 57
TOLEDO WA

STEER AXLE	[illegible]	LB
DRIVE AXLE	[illegible]	LB
TRAILER AXLE	[illegible]	LB
TOTAL WEIGHT	[illegible]	LB

COMPANY STANPALMER TRACTOR # 51 TRAILER # [illegible]

WEIGHER'S SIGNATURE: [signature] FEE: 9.00 FULL WEIGH TICKET # _____ (IF REWEIGH)

RACHEL [illegible]

ONLY CERTIFIED WEIGHTS APPEAR BELOW THIS LINE

CERTIFIED WEIGHTS (imprint seal)

GROSS 108800
TARE 43800
NET 65080-32.5

WEIGH NUMBER
7773

WEIGHMASTER CERTIFICATE

This is to certify that the following described commodity was weighed, measured, or counted by a Weighmaster, whose signature is on this Certificate, who is a recognized authority of accuracy, as prescribed by State Law.

COMMODITY WEIGHED: FREIGHT ALL KINDS
REMARKS: _____
TRACTOR LICENSE # _____ TRACTOR # _____
TRAILER LICENSE # _____ TRAILER # _____
TRAILER LICENSE # _____ TRAILER # _____
NAME OF WEIGHMASTER (print): _____
WEIGHMASTER SIGNATURE: _____

© CAT SCALE COMPANY • 12/0
(WA)

94447757
TICKET NUMBER

CERTIFIED AUTOMATED TRUCK SCALE

CAT SCALE COMPANY
P.O. BOX 630
WALCOTT, IA 52773
(563) 284-6263
www.catscale.com

THE CAT SCALE GUARANTEE

The CAT Scale Company **GUARANTEES** that our scales will give an accurate weight. What makes us different from other scale companies is that we back up our guarantee with cash.©

IF YOU SHOULD GET AN OVERWEIGHT FINE, YOU SHOULD DO THE FOLLOWING TO GET THE PROBLEM RESOLVED:

1) Post bond and request a court date.
2) Call CAT Scale Company direct 24 hours a day at 1-877-CAT-SCALE (toll free).
3) IMMEDIATELY send a copy of the citation, CAT Scale ticket, your name, company, address, and phone number to CAT Scale Company Attn: Operations Manager.

THANK YOU FOR WEIGHING ON CAT SCALE!

The four weights shown below are separate weights. The TOTAL WEIGHT was weighed on a full length platform scale. **AXLE WEIGHTS CAN NOT BE CERTIFIED** and are **NOT LEGAL FOR TRADE, however, CAT SCALE COMPANY GUARANTEES THESE WEIGHTS TO BE CORRECT.**

DATE: 12-22-2009

SCALE LOCATION: 278
GEE-CEE'S TRUCKSTOP
I-5 AND EXIT 57
TOLEDO WA

STEER AXLE [illegible]
DRIVE AXLE [illegible]
TRAILER AXLE [illegible]
TOTAL WEIGHT [illegible]

33.90 T

COMPANY ~~GELORIE BROS~~ TRACTOR # [illegible] TRAILER # [illegible]

WEIGHER'S SIGNATURE: [illegible] FEE: 9.00 FULL WEIGH TICKET # [illegible] (IF REWEIGH)

RACHEL WALLACE

ONLY CERTIFIED WEIGHTS APPEAR BELOW THIS LINE

CERTIFIED WEIGHTS (imprint seal)

GROSS
TARE
NET

WEIGH NUMBER
7757

WEIGHMASTER CERTIFICATE

This is to certify that the following described commodity was weighed, measured, or counted by a Weighmaster, whose signature is on this Certificate, who is a recognized authority of accuracy, as prescribed by State Law.

COMMODITY WEIGHED: FREIGHT ALL KINDS
REMARKS:
TRACTOR LICENSE # [illegible] TRACTOR # [illegible]
TRAILER LICENSE # [illegible] TRAILER # [illegible]
TRAILER LICENSE # [illegible] TRAILER # [illegible]
NAME OF WEIGHMASTER (print): Rachel Wallace
WEIGHMASTER SIGNATURE: [signature]

© CAT SCALE COMPANY • 120 (WA)

94447758
TICKET NUMBER

CERTIFIED AUTOMATED TRUCK SCALE

CAT SCALE COMPANY
P.O. BOX 630
WALCOTT, IA 52773
(563) 284-6263
www.catscale.com

THE CAT SCALE GUARANTEE

The CAT Scale Company **GUARANTEES** that our scales will give an accurate weight. What makes us different from other scale companies is that we back up our guarantee with cash.©

IF YOU SHOULD GET AN OVERWEIGHT FINE, YOU SHOULD DO THE FOLLOWING TO GET THE PROBLEM RESOLVED:

1) Post bond and request a court date.
2) Call CAT Scale Company direct 24 hours a day at 1-877-CAT-SCALE (toll free).
3) IMMEDIATELY send a copy of the citation, CAT Scale ticket, your name, company, address, and phone number to CAT Scale Company Attn: Operations Manager.

THANK YOU FOR WEIGHING ON CAT SCALE

The four weights shown below are separate weights. The TOTAL WEIGHT was weighed on a full length platform scale. **AXLE WEIGHTS CAN NOT BE CERTIFIED** and are **NOT LEGAL FOR TRADE, however, CAT SCALE COMPANY GUARANTEES THESE WEIGHTS TO BE CORRECT.**

DATE: 12-22-2009

SCALE LOCATION: 278
GEE-CEE'S TRUCKSTOP
I-5 AND EXIT 57
TOLEDO WA

STEER AXLE [illegible]
DRIVE AXLE [illegible]
TRAILER AXLE [illegible]
TOTAL WEIGHT 39940

33.90 T

COMPANY ~~GELORIE BROS~~ TRACTOR # [illegible] TRAILER # [illegible]

WEIGHER'S SIGNATURE: [illegible] FEE: 9.00 FULL WEIGH TICKET # [illegible] (IF REWEIGH)

RACHEL WALLACE

ONLY CERTIFIED WEIGHTS APPEAR BELOW THIS LINE

CERTIFIED WEIGHTS (imprint seal)

GROSS
TARE
NET

WEIGH NUMBER
7758

WEIGHMASTER CERTIFICATE

This is to certify that the following described commodity was weighed, measured, or counted by a Weighmaster, whose signature is on this Certificate, who is a recognized authority of accuracy, as prescribed by State Law.

COMMODITY WEIGHED: FREIGHT ALL KINDS
REMARKS:
TRACTOR LICENSE # [illegible] TRACTOR # [illegible]
TRAILER LICENSE # [illegible] TRAILER # [illegible]
TRAILER LICENSE # [illegible] TRAILER # [illegible]
NAME OF WEIGHMASTER (print): Rachel Wallace

94447759

TICKET NUMBER

CERTIFIED AUTOMATED TRUCK SCALE

CAT SCALE COMPANY
P.O. BOX 630
WALCOTT, IA 52773
(563) 284-6263
www.catscale.com

THE CAT SCALE GUARANTEE

The CAT Scale Company **GUARANTEES** that our scales will give an accurate weight. What makes us different from other scale companies is that we back up our guarantee with cash.©

IF YOU SHOULD GET AN OVERWEIGHT FINE, YOU SHOULD DO THE FOLLOWING TO GET THE PROBLEM RESOLVED:

1) Post bond and request a court date.
2) Call CAT Scale Company direct 24 hours a day at 1-877-CAT-SCALE (toll free).
3) IMMEDIATELY send a copy of the citation, CAT Scale ticket, your name, company, address, and phone number to CAT Scale Company Attn: Operations Manager.

THANK YOU FOR WEIGHING ON CAT SCALE!

Tare 40500

The four weights shown below are separate weights. The TOTAL WEIGHT was weighed on a full length platform scale. **AXLE WEIGHTS CAN NOT BE CERTIFIED** and are **NOT LEGAL FOR TRADE, however, CAT SCALE COMPANY GUARANTEES THESE WEIGHTS TO BE CORRECT.**

DATE: 12-22-2009

SCALE LOCATION: 278
GEE-CEE'S TRUCKSTOP
I-5 AND EXIT 57
TOLEDO WA

STEER AXLE [illegible] 33.63

DRIVE AXLE [illegible]

TRAILER AXLE [illegible]

TOTAL WEIGHT [illegible]

40500 Tare

COMPANY GEORGIE BROS TRACTOR # [illegible] TRAILER # [illegible]

WEIGHER'S SIGNATURE: Rachel Wallace FEE: 9.00 FULL WEIGH TICKET # (IF REWEIGH)

RACHEL WALLACE

ONLY CERTIFIED WEIGHTS APPEAR BELOW THIS LINE

CERTIFIED WEIGHTS (imprint seal)

GROSS

TARE

NET

WEIGH NUMBER 7759

WEIGHMASTER CERTIFICATE

This is to certify that the following described commodity was weighed, measured, or counted by a Weighmaster, whose signature is on this Certificate, who is a recognized authority of accuracy, as prescribed by State Law.

COMMODITY WEIGHED: FREIGHT ALL KINDS

REMARKS: [illegible]

TRACTOR LICENSE # 994151 OR TRACTOR # [illegible]

TRAILER LICENSE # Ø TRAILER # Ø

TRAILER LICENSE # Ø TRAILER # Ø

NAME OF WEIGHMASTER (print): Rachel Wallace

WEIGHMASTER SIGNATURE: Rachel Wallace

© CAT SCALE COMPANY® 12X (WA)

94447760

TICKET NUMBER

CERTIFIED AUTOMATED TRUCK SCALE

CAT SCALE COMPANY
P.O. BOX 630
WALCOTT, IA 52773
(563) 284-6263
www.catscale.com

THE CAT SCALE GUARANTEE

The CAT Scale Company **GUARANTEES** that our scales will give an accurate weight. What makes us different from other scale companies is that we back up our guarantee with cash.©

IF YOU SHOULD GET AN OVERWEIGHT FINE, YOU SHOULD DO THE FOLLOWING TO GET THE PROBLEM RESOLVED:

1) Post bond and request a court date.
2) Call CAT Scale Company direct 24 hours a day at 1-877-CAT-SCALE (toll free).
3) IMMEDIATELY send a copy of the citation, CAT Scale ticket, your name, company, address, and phone number to CAT Scale Company Attn: Operations Manager.

THANK YOU FOR WEIGHING ON CAT SCALE!

The four weights shown below are separate weights. The TOTAL WEIGHT was weighed on a full length platform scale. **AXLE WEIGHTS CAN NOT BE CERTIFIED** and are **NOT LEGAL FOR TRADE, however, CAT SCALE COMPANY GUARANTEES THESE WEIGHTS TO BE CORRECT.**

DATE: 12-22-2009

SCALE LOCATION: 278
GEE-CEE'S TRUCKSTOP
I-5 AND EXIT 57
TOLEDO WA

STEER AXLE [illegible]

DRIVE AXLE [illegible]

TRAILER AXLE [illegible]

TOTAL WEIGHT [illegible]

Tare 39700/66060/33.03 tons

COMPANY GEORGIE BROS TRACTOR # [illegible] TRAILER # [illegible]

WEIGHER'S SIGNATURE: Rachel Wallace FEE: 9.00 FULL WEIGH TICKET # (IF REWEIGH)

RACHEL WALLACE

ONLY CERTIFIED WEIGHTS APPEAR BELOW THIS LINE

CERTIFIED WEIGHTS (imprint seal)

GROSS

TARE

NET

WEIGH NUMBER 7760

WEIGHMASTER CERTIFICATE

This is to certify that the following described commodity was weighed, measured, or counted by a Weighmaster, whose signature is on this Certificate, who is a recognized authority of accuracy, as prescribed by State Law.

COMMODITY WEIGHED: FREIGHT ALL KINDS

REMARKS: [illegible]

TRACTOR LICENSE # 994133 OR TRACTOR # [illegible]

TRAILER LICENSE # Ø TRAILER # [illegible]

TRAILER LICENSE # Ø TRAILER # [illegible]

NAME OF WEIGHMASTER (print): Rachel Wallace

WEIGHMASTER SIGNATURE: Rachel Wallace

© CAT SCALE COMPANY® 12X

94447769
TICKET NUMBER

CAT SCALE

ERTIFIED
UTOMATED
RUCK
CALE

T SCALE COMPANY
P.O. BOX 630
NALCOTT, IA 52773
(563) 284-6263
www.catscale.com

THE CAT SCALE GUARANTEE

The CAT Scale Company **GUARANTEES** that our scales will give an accurate weight. What makes us different from other scale companies is that we back up our guarantee with cash.©

IF YOU SHOULD GET AN OVERWEIGHT FINE, YOU SHOULD DO THE FOLLOWING TO GET THE PROBLEM RESOLVED:

1) Post bond and request a court date.
2) Call CAT Scale Company direct 24 hours a day at 1-877-CAT-SCALE (toll free).
3) IMMEDIATELY send a copy of the citation, CAT Scale ticket, your name, company, address, and phone number to CAT Scale Company Attn: Operations Manager.

THANK YOU FOR WEIGHING ON CAT SCALE!

The four weights shown below are separate weights. The TOTAL WEIGHT was weighed on a full length platform scale. **AXLE WEIGHTS CAN NOT BE CERTIFIED** and are **NOT LEGAL FOR TRADE, however, CAT SCALE COMPANY GUARANTEES THESE WEIGHTS TO BE CORRECT.**

DATE: 12-22-2009

SCALE LOCATION: 278
GEE-CEE'S TRUCKSTOP
I-5 AND EXIT 57
TOLEDO WA

STEER AXLE [illegible]
DRIVE AXLE [illegible]
TRAILER AXLE [illegible] 33
TOTAL WEIGHT [illegible]
39240
TARE

COMPANY CELORIE TRACTOR # [illegible] TRAILER # [illegible]

WEIGHER'S SIGNATURE: Tia Ward FEE: 9.00 FULL WEIGH TICKET # _____ (IF REWEIGH)
TIA WARD

ONLY CERTIFIED WEIGHTS APPEAR BELOW THIS LINE

CERTIFIED WEIGHTS (imprint seal)

GROSS
TARE
NET

WEIGH NUMBER
7765

WEIGHMASTER CERTIFICATE

This is to certify that the following described commodity was weighed, measured, or counted by a Weighmaster, whose signature is on this Certificate, who is a recognized authority of accuracy, as prescribed by State Law.

COMMODITY WEIGHED: FREIGHT ALL KINDS
REMARKS: _____
TRACTOR LICENSE # YAR350 OR TRACTOR # _____
TRAILER LICENSE # _____ TRAILER # _____
TRAILER LICENSE # _____ TRAILER # _____
NAME OF WEIGHMASTER (print): Tia Ward
WEIGHMASTER SIGNATURE: Tia Ward

© CAT SCALE COMPANY® 12/09 (WA)

94447770
TICKET NUMBER

CAT SCALE

ERTIFIED
UTOMATED
RUCK
CALE

AT SCALE COMPANY
P.O. BOX 630
WALCOTT, IA 52773
(563) 284-6263
www.catscale.com

THE CAT SCALE GUARANTEE

The CAT Scale Company **GUARANTEES** that our scales will give an accurate weight. What makes us different from other scale companies is that we back up our guarantee with cash.©

IF YOU SHOULD GET AN OVERWEIGHT FINE, YOU SHOULD DO THE FOLLOWING TO GET THE PROBLEM RESOLVED:

1) Post bond and request a court date.
2) Call CAT Scale Company direct 24 hours a day at 1-877-CAT-SCALE (toll free).
3) IMMEDIATELY send a copy of the citation, CAT Scale ticket, your name, company, address, and phone number to CAT Scale Company Attn: Operations Manager.

THANK YOU FOR WEIGHING ON CAT SCALE!

The four weights shown below are separate weights. The TOTAL WEIGHT was weighed on a full length platform scale. **AXLE WEIGHTS CAN NOT BE CERTIFIED** and are **NOT LEGAL FOR TRADE, however, CAT SCALE COMPANY GUARANTEES THESE WEIGHTS TO BE CORRECT.**

DATE: 12-22-2009

SCALE LOCATION: 278
GEE-CEE'S TRUCKSTOP
I-5 AND EXIT 57
TOLEDO WA

STEER AXLE [illegible]
DRIVE AXLE [illegible]
TRAILER AXLE [illegible] 34.46 T
TOTAL WEIGHT [illegible]
39940 Tare

COMPANY CELORIE BROS TRACTOR # [illegible] TRAILER # [illegible]

WEIGHER'S SIGNATURE: Rachel Wallace FEE: 9.00 FULL WEIGH TICKET # _____ (IF REWEIGH)
RACHEL WALLACE

ONLY CERTIFIED WEIGHTS APPEAR BELOW THIS LINE

CERTIFIED WEIGHTS (imprint seal)

GROSS
TARE
NET

WEIGH NUMBER
7770

WEIGHMASTER CERTIFICATE

This is to certify that the following described commodity was weighed, measured, or counted by a Weighmaster, whose signature is on this Certificate, who is a recognized authority of accuracy, as prescribed by State Law.

COMMODITY WEIGHED: FREIGHT ALL KINDS
REMARKS: _____
TRACTOR LICENSE # YAR350, OR TRACTOR # [illegible]
TRAILER LICENSE # [illegible] TRAILER # [illegible]
TRAILER LICENSE # [illegible] TRAILER # _____
NAME OF WEIGHMASTER (print): Rachel Wallace
WEIGHMASTER SIGNATURE: [illegible]

© CAT SCALE COMPANY® 12/ (WA)

94447771

TICKET NUMBER

CAT SCALE

CERTIFIED AUTOMATED TRUCK SCALE

CAT SCALE COMPANY
P.O. BOX 630
WALCOTT, IA 52773
(563) 284-6263
www.catscale.com

THE CAT SCALE GUARANTEE

The CAT Scale Company **GUARANTEES** that our scales will give an accurate weight. What makes us different from other scale companies is that we back up our guarantee with cash.©

IF YOU SHOULD GET AN OVERWEIGHT FINE, YOU SHOULD DO THE FOLLOWING TO GET THE PROBLEM RESOLVED:

1) Post bond and request a court date.
2) Call CAT Scale Company direct 24 hours a day at 1-877-CAT-SCALE (toll free).
3) IMMEDIATELY send a copy of the citation, CAT Scale ticket, your name, company, address, and phone number to CAT Scale Company Attn: Operations Manager.

Tare 40500

THANK YOU FOR WEIGHING ON CAT SCALE!

The four weights shown below are separate weights. The TOTAL WEIGHT was weighed on a full length platform scale. **AXLE WEIGHTS CAN NOT BE CERTIFIED** and are **NOT LEGAL FOR TRADE, however, CAT SCALE COMPANY GUARANTEES THESE WEIGHTS TO BE CORRECT.**

DATE: 12-22-2009

SCALE LOCATION: 278 GEE-CEE'S TRUCKSTOP I-5 AND EXIT 57 TOLEDO WA

STEER AXLE [illegible] 3147

DRIVE AXLE [illegible]

TRAILER AXLE [illegible]

TOTAL WEIGHT [illegible]

COMPANY CELORIE TRACTOR # [illegible] TRAILER # [illegible]

WEIGHER'S SIGNATURE: [signature] FEE: 9.00 FULL WEIGH TICKET # (IF REWEIGH)

ONLY CERTIFIED WEIGHTS APPEAR BELOW THIS LINE

CERTIFIED WEIGHTS (imprint seal)

GROSS

TARE

NET

WEIGH NUMBER 7771

WEIGHMASTER CERTIFICATE

This is to certify that the following described commodity was weighed, measured, or counted by a Weighmaster, whose signature is on this Certificate, who is a recognized authority of accuracy, as prescribed by State Law.

COMMODITY WEIGHED: FREIGHT ALL KINDS

REMARKS:

TRACTOR LICENSE # [illegible] TRACTOR # [illegible]

TRAILER LICENSE # TRAILER # [illegible]

TRAILER LICENSE # TRAILER # [illegible]

NAME OF WEIGHMASTER (print): [signature]

WEIGHMASTER SIGNATURE: [signature]

© CAT SCALE COMPANY® 12/0 (WA)

94447772

TICKET NUMBER

CAT SCALE

CERTIFIED AUTOMATED TRUCK SCALE

CAT SCALE COMPANY
P.O. BOX 630
WALCOTT, IA 52773
(563) 284-6263
www.catscale.com

THE CAT-SCALE GUARANTEE

The CAT Scale Company **GUARANTEES** that our scales will give an accurate weight. What makes us different from other scale companies is that we back up our guarantee with cash.©

IF YOU SHOULD GET AN OVERWEIGHT FINE, YOU SHOULD DO THE FOLLOWING TO GET THE PROBLEM RESOLVED:

1) Post bond and request a court date.
2) Call CAT Scale Company direct 24 hours a day at 1-877-CAT-SCALE (toll free).
3) IMMEDIATELY send a copy of the citation, CAT Scale ticket, your name, company, address, and phone number to CAT Scale Company Attn: Operations Manager.

[illegible] Company
[illegible] Waste Management
Material Recovery / Transfer [illegible]
PO Box [illegible]
Longview, WA 98632
(206) 578-4618

THANK YOU FOR WEIGHING ON CAT SCALE!

The four weights shown below are separate weights. The TOTAL WEIGHT was weighed on a full length platform scale. **AXLE WEIGHTS CAN NOT BE CERTIFIED** and are **NOT LEGAL FOR TRADE, however, CAT SCALE COMPANY GUARANTEES THESE WEIGHTS TO BE CORRECT.**

DATE: 12-22-2009

SCALE LOCATION: 278 GEE-CEE'S TRUCKSTOP I-5 AND EXIT 57 TOLEDO WA

STEER AXLE 24420 lb

DRIVE AXLE 34740 lb

TRAILER AXLE 50200 lb

TOTAL WEIGHT 109460

Tare 39900/69460/34.73 tons

COMPANY CELORIE BROS TRACTOR # 26 TRAILER # [illegible]

WEIGHER'S SIGNATURE: [signature] FEE: 1.00 FULL WEIGH TICKET # 94447[illegible] (IF REWEIGH)

ONLY CERTIFIED WEIGHTS APPEAR BELOW THIS LINE

CERTIFIED WEIGHTS (imprint seal)

GROSS

TARE

NET

WEIGH NUMBER 7739

WEIGHMASTER CERTIFICATE

This is to certify that the following described commodity was weighed, measured, or counted by a Weighmaster, whose signature is on this Certificate, who is a recognized authority of accuracy, as prescribed by State Law.

COMMODITY WEIGHED: FREIGHT ALL KINDS

REMARKS:

TRACTOR LICENSE # YAR8633,DR TRACTOR # 0

TRAILER LICENSE # 0 TRAILER # 0

TRAILER LICENSE # 0 TRAILER # 0

NAME OF WEIGHMASTER (print): Rachel Wallace

WEIGHMASTER SIGNATURE: [signature]

© CAT SCALE COMPANY® 18/0

S4447782
TICKET NUMBER

CERTIFIED AUTOMATED TRUCK SCALE

CAT SCALE COMPANY
P.O. BOX 630
WALCOTT, IA 52773
(563) 284-6263
www.catscale.com

THE CAT SCALE GUARANTEE

The CAT Scale Company **GUARANTEES** that our scales will give an accurate weight. What makes us different from other scale companies is that we back up our guarantee with cash.®

IF YOU SHOULD GET AN OVERWEIGHT FINE, YOU SHOULD DO THE FOLLOWING TO GET THE PROBLEM RESOLVED:

1) Post bond and request a court date.
2) Call CAT Scale Company direct 24 hours a day at 1-877-CAT-SCALE (toll free).
3) IMMEDIATELY send a copy of the citation, CAT Scale ticket, your name, company, address, and phone number to CAT Scale Company Attn: Operations Manager.

THANK YOU FOR WEIGHING ON CAT SCALE!

The four weights shown below are separate weights. The TOTAL WEIGHT was weighed on a full length platform scale. **AXLE WEIGHTS CAN NOT BE CERTIFIED** and are **NOT LEGAL FOR TRADE, however, CAT SCALE COMPANY GUARANTEES THESE WEIGHTS TO BE CORRECT.**

DATE: 12-22-2009

SCALE LOCATION: 278
GEE-CEE'S TRUCKSTOP
I-5 AND EXIT 57
TOLEDO WA

STEER AXLE
DRIVE AXLE
TRAILER AXLE
TOTAL WEIGHT

COMPANY GLORIE BROS TRACTOR # 25 TRAILER #

WEIGHER'S SIGNATURE: Rachel Wallace FEE: 9.00 FULL WEIGH TICKET # (IF REWEIGH)
RACHEL WALLACE

ONLY CERTIFIED WEIGHTS APPEAR BELOW THIS LINE

CERTIFIED WEIGHTS (imprint seal)

GROSS
TARE
NET

WEIGH NUMBER
7782

WEIGHMASTER CERTIFICATE

This is to certify that the following described commodity was weighed, measured, or counted by a Weighmaster, whose signature is on this Certificate, who is a recognized authority of accuracy, as prescribed by State Law.

COMMODITY WEIGHED: FREIGHT
REMARKS:
TRACTOR LICENSE # TRACTOR #
TRAILER LICENSE # TRAILER #
TRAILER LICENSE # TRAILER #
NAME OF WEIGHMASTER (print):
WEIGHMASTER SIGNATURE:

© CAT SCALE COMPANY® 12(
(NR)

S4447784
TICKET NUMBER

CERTIFIED AUTOMATED TRUCK SCALE

CAT SCALE COMPANY
P.O. BOX 630
WALCOTT, IA 52773
(563) 284-6263
www.catscale.com

THE CAT SCALE GUARANTEE

The CAT Scale Company **GUARANTEES** that our scales will give an accurate weight. What makes us different from other scale companies is that we back up our guarantee with cash.®

IF YOU SHOULD GET AN OVERWEIGHT FINE, YOU SHOULD DO THE FOLLOWING TO GET THE PROBLEM RESOLVED:

1) Post bond and request a court date.
2) Call CAT Scale Company direct 24 hours a day at 1-877-CAT-SCALE (toll free).
3) IMMEDIATELY send a copy of the citation, CAT Scale ticket, your name, company, address, and phone number to CAT Scale Company Attn: Operations Manager.

THANK YOU FOR WEIGHING ON CAT SCALE!

Tare 40500

The four weights shown below are separate weights. The TOTAL WEIGHT was weighed on a full length platform scale. **AXLE WEIGHTS CAN NOT BE CERTIFIED** and are **NOT LEGAL FOR TRADE, however, CAT SCALE COMPANY GUARANTEES THESE WEIGHTS TO BE CORRECT.**

DATE: 12-22-2009

SCALE LOCATION: 278
GEE-CEE'S TRUCKSTOP
I-5 AND EXIT 57
TOLEDO WA

STEER AXLE 33.22
DRIVE AXLE
TRAILER AXLE
TOTAL WEIGHT
40,500 Tare

COMPANY GLORIE BROS TRACTOR # 25 TRAILER #

WEIGHER'S SIGNATURE: Rachel Wallace FEE: 9.00 FULL WEIGH TICKET # (IF REWEIGH)
RACHEL WALLACE

ONLY CERTIFIED WEIGHTS APPEAR BELOW THIS LINE

CERTIFIED WEIGHTS (imprint seal)

GROSS
TARE
NET

WEIGH NUMBER
7784

WEIGHMASTER CERTIFICATE

This is to certify that the following described commodity was weighed, measured, or counted by a Weighmaster, whose signature is on this Certificate, who is a recognized authority of accuracy, as prescribed by State Law.

COMMODITY WEIGHED: FREIGHT
REMARKS:
TRACTOR LICENSE # TRACTOR #
TRAILER LICENSE # TRAILER #
TRAILER LICENSE # TRAILER #
NAME OF WEIGHMASTER (print):
WEIGHMASTER SIGNATURE:

© CAT SCALE COMPANY® 1

94447783
TICKET NUMBER

CERTIFIED AUTOMATED TRUCK SCALE

CAT SCALE COMPANY
P.O. BOX 630
WALCOTT, IA 52773
(563) 284-6263
www.catscale.com

THE CAT SCALE GUARANTEE

The CAT Scale Company **GUARANTEES** that our scales will give an accurate weight. What makes us different from other scale companies is that we back up our guarantee with cash.©

IF YOU SHOULD GET AN OVERWEIGHT FINE, YOU SHOULD DO THE FOLLOWING TO GET THE PROBLEM RESOLVED:

1) Post bond and request a court date.
2) Call CAT Scale Company direct 24 hours a day at 1-877-CAT-SCALE (toll free).
3) IMMEDIATELY send a copy of the citation, CAT Scale ticket, your name, company, address, and phone number to CAT Scale Company Attn: Operations Manager.

THANK YOU FOR WEIGHING ON CAT SCALE!

The four weights shown below are separate weights. The TOTAL WEIGHT was weighed on a full length platform scale. **AXLE WEIGHTS CAN NOT BE CERTIFIED** and are **NOT LEGAL FOR TRADE, however, CAT SCALE COMPANY GUARANTEES THESE WEIGHTS TO BE CORRECT.**

DATE: 12-22-2009

SCALE LOCATION: 278
GEE-CEE'S TRUCKSTOP
I-5 AND EXIT 57
TOLEDO WA

STEER AXLE
DRIVE AXLE
TRAILER AXLE
TOTAL WEIGHT 39940 Tons

32.34 T

COMPANY GLORIE BROS TRACTOR # TRAILER #

WEIGHER'S SIGNATURE: Rachel Wallace FEE: 9.00 FULL WEIGH TICKET # (IF REWEIGH)

RACHEL WALLACE

ONLY CERTIFIED WEIGHTS APPEAR BELOW THIS LINE

CERTIFIED WEIGHTS (imprint seal)

GROSS
TARE
NET

WEIGH NUMBER
7783

WEIGHMASTER CERTIFICATE

This is to certify that the following described commodity was weighed, measured, or counted by a Weighmaster, whose signature is on this Certificate, who is a recognized authority of accuracy, as prescribed by State Law.

COMMODITY WEIGHED: FREIGHT ALL KINDS
REMARKS:
TRACTOR LICENSE # YAP2932 CK TRACTOR #
TRAILER LICENSE # TRAILER #
TRAILER LICENSE # TRAILER #

NAME OF WEIGHMASTER (print): Rachel Wallace
WEIGHMASTER SIGNATURE: Rachel Wallace

© CAT SCALE COMPANY

94447785
TICKET NUMBER

CERTIFIED AUTOMATED TRUCK SCALE

CAT SCALE COMPANY
P.O. BOX 630
WALCOTT, IA 52773
(563) 284-6263
www.catscale.com

THE CAT SCALE GUARANTEE

The CAT Scale Company **GUARANTEES** that our scales will give an accurate weight. What makes us different from other scale companies is that we back up our guarantee with cash.©

IF YOU SHOULD GET AN OVERWEIGHT FINE, YOU SHOULD DO THE FOLLOWING TO GET THE PROBLEM RESOLVED:

1) Post bond and request a court date.
2) Call CAT Scale Company direct 24 hours a day at 1-877-CAT-SCALE (toll free).
3) IMMEDIATELY send a copy of the citation, CAT Scale ticket, your name, company, address, and phone number to CAT Scale Company Attn: Operations Manager.

THANK YOU FOR WEIGHING ON CAT SCALE!

The four weights shown below are separate weights. The TOTAL WEIGHT was weighed on a full length platform scale. **AXLE WEIGHTS CAN NOT BE CERTIFIED** and are **NOT LEGAL FOR TRADE, however, CAT SCALE COMPANY GUARANTEES THESE WEIGHTS TO BE CORRECT.**

DATE: 12-22-2009

SCALE LOCATION: 278
GEE-CEE'S TRUCKSTOP
I-5 AND EXIT 57
TOLEDO WA

STEER AXLE
DRIVE AXLE
TRAILER AXLE
TOTAL WEIGHT Tare 39900/69640/34.82 tons

COMPANY GLORIE BROS TRACTOR # TRAILER #

WEIGHER'S SIGNATURE: Rachel Wallace FEE: 9.00 FULL WEIGH TICKET # (IF REWEIGH)

RACHEL WALLACE

ONLY CERTIFIED WEIGHTS APPEAR BELOW THIS LINE

CERTIFIED WEIGHTS (imprint seal)

GROSS
TARE
NET

WEIGH NUMBER
7785

WEIGHMASTER CERTIFICATE

This is to certify that the following described commodity was weighed, measured, or counted by a Weighmaster, whose signature is on this Certificate, who is a recognized authority of accuracy, as prescribed by State Law.

COMMODITY WEIGHED: FREIGHT ALL KINDS
REMARKS:
TRACTOR LICENSE # YAP8633 CK TRACTOR #
TRAILER LICENSE # TRAILER #
TRAILER LICENSE # TRAILER #

NAME OF WEIGHMASTER (print): Rachel Wallace
WEIGHMASTER SIGNATURE: Rachel Wallace

© CAT SCALE COMPANY

94447796
TICKET NUMBER

CERTIFIED AUTOMATED TRUCK SCALE

CAT SCALE COMPANY
P.O. BOX 630
WALCOTT, IA 52773
(563) 284-6263
www.catscale.com

THE CAT SCALE GUARANTEE

The CAT Scale Company **GUARANTEES** that our scales will give an accurate weight. What makes us different from other scale companies is that we back up our guarantee with cash.©

IF YOU SHOULD GET AN OVERWEIGHT FINE, YOU SHOULD DO THE FOLLOWING TO GET THE PROBLEM RESOLVED:

1) Post bond and request a court date.
2) Call CAT Scale Company direct 24 hours a day at 1-877-CAT-SCALE (toll free).
3) IMMEDIATELY send a copy of the citation, CAT Scale ticket, your name, company, address, and phone number to CAT Scale Company Attn: Operations Manager.

THANK YOU FOR WEIGHING ON CAT SCALE!

The four weights shown below are separate weights. The TOTAL WEIGHT was weighed on a full length platform scale. **AXLE WEIGHTS CAN NOT BE CERTIFIED** and are **NOT LEGAL FOR TRADE, however, CAT SCALE COMPANY GUARANTEES THESE WEIGHTS TO BE CORRECT.**

DATE: 12-23-2009

SCALE LOCATION: 278
GEE-CEE'S TRUCKSTOP
I-5 AND EXIT 57
TOLEDO WA

STEER AXLE
DRIVE AXLE
TRAILER AXLE
TOTAL WEIGHT 39940 TARE

39.05 T

COMPANY CELORIEBROS TRACTOR # TRAILER #

WEIGHER'S SIGNATURE: RACHEL WALCAC FEE: 9.00

FULL WEIGH TICKET # (IF REWEIGH)

ONLY CERTIFIED WEIGHTS APPEAR BELOW THIS LINE

CERTIFIED WEIGHTS (imprint seal)

GROSS
TARE
NET

WEIGH NUMBER 7796

WEIGHMASTER CERTIFICATE

This is to certify that the following described commodity was weighed, measured, or counted by a Weighmaster, whose signature is on this Certificate, who is a recognized authority of accuracy, as prescribed by State Law.

COMMODITY WEIGHED:
REMARKS:
TRACTOR LICENSE # TRACTOR #
TRAILER LICENSE # TRAILER #
TRAILER LICENSE # TRAILER #
NAME OF WEIGHMASTER (print):
WEIGHMASTER SIGNATURE:

© CAT SCALE COMPANY 1 (WA)

94447795
TICKET NUMBER

CERTIFIED AUTOMATED TRUCK SCALE

CAT SCALE COMPANY
P.O. BOX 630
WALCOTT, IA 52773
(563) 284-6263
www.catscale.com

THE CAT SCALE GUARANTEE

The CAT Scale Company **GUARANTEES** that our scales will give an accurate weight. What makes us different from other scale companies is that we back up our guarantee with cash.©

IF YOU SHOULD GET AN OVERWEIGHT FINE, YOU SHOULD DO THE FOLLOWING TO GET THE PROBLEM RESOLVED:

1) Post bond and request a court date.
2) Call CAT Scale Company direct 24 hours a day at 1-877-CAT-SCALE (toll free).
3) IMMEDIATELY send a copy of the citation, CAT Scale ticket, your name, company, address, and phone number to CAT Scale Company Attn: Operations Manager.

THANK YOU FOR WEIGHING ON CAT SCALE!

The four weights shown below are separate weights. The TOTAL WEIGHT was weighed on a full length platform scale. **AXLE WEIGHTS CAN NOT BE CERTIFIED** and are **NOT LEGAL FOR TRADE, however, CAT SCALE COMPANY GUARANTEES THESE WEIGHTS TO BE CORRECT.**

DATE: 12-23-2009

SCALE LOCATION: 278
GEE-CEE'S TRUCKSTOP
I-5 AND EXIT 57
TOLEDO WA

STEER AXLE
DRIVE AXLE
TRAILER AXLE
TOTAL WEIGHT

33.47

COMPANY CELORIE TRACTOR # 23 TRAILER # 241

WEIGHER'S SIGNATURE: TIA WARD FEE: 9.00

FULL WEIGH TICKET # (IF REWEIGH)

ONLY CERTIFIED WEIGHTS APPEAR BELOW THIS LINE

CERTIFIED WEIGHTS (imprint seal)

GROSS
TARE
NET

WEIGH NUMBER 7795

WEIGHMASTER CERTIFICATE

This is to certify that the following described commodity was weighed, measured, or counted by a Weighmaster, whose signature is on this Certificate, who is a recognized authority of accuracy, as prescribed by State Law.

COMMODITY WEIGHED:
REMARKS:
TRACTOR LICENSE # TRACTOR #
TRAILER LICENSE # TRAILER #
TRAILER LICENSE # TRAILER #
NAME OF WEIGHMASTER (print): TIA WARD
WEIGHMASTER SIGNATURE: TIA WARD

© CAT SCALE COMPANY 12/0 (WA)

94447797
TICKET NUMBER

CERTIFIED AUTOMATED TRUCK SCALE

CAT SCALE COMPANY
P.O. BOX 630
WALCOTT, IA 52773
(563) 284-6263
www.catscale.com

THE CAT SCALE GUARANTEE

The CAT Scale Company **GUARANTEES** that our scales will give an accurate weight. What makes us different from other scale companies is that we back up our guarantee with cash.©

IF YOU SHOULD GET AN OVERWEIGHT FINE, YOU SHOULD DO THE FOLLOWING TO GET THE PROBLEM RESOLVED:

1) Post bond and request a court date.
2) Call CAT Scale Company direct 24 hours a day at 1-877-CAT-SCALE (toll free).
3) IMMEDIATELY send a copy of the citation, CAT Scale ticket, your name, company, address, and phone number to CAT Scale Company Attn: Operations Manager.

THANK YOU FOR WEIGHING ON CAT SCALE

Tare 40500

The four weights shown below are separate weights. The TOTAL WEIGHT was weighed on a full length platform scale. **AXLE WEIGHTS CAN NOT BE CERTIFIED** and are **NOT LEGAL FOR TRADE**, however, **CAT SCALE COMPANY GUARANTEES THESE WEIGHTS TO BE CORRECT.**

DATE: 12-23-2009

SCALE LOCATION: 278
GEE-CEE'S TRUCKSTOP
I-5 AND EXIT 57
TOLEDO WA

STEER AXLE	[illegible]
DRIVE AXLE	[illegible]
TRAILER AXLE	[illegible]
TOTAL WEIGHT	[illegible]

34.21 T

COMPANY: CLORIE BROS TRACTOR #: 21 TRAILER #:

WEIGHER'S SIGNATURE: Rachel Wallace FEE: 9.00 FULL WEIGH TICKET # (IF REWEIGH):

ONLY CERTIFIED WEIGHTS APPEAR BELOW THIS LINE

CERTIFIED WEIGHTS (imprint seal)

GROSS
TARE
NET

WEIGH NUMBER 278

WEIGHMASTER CERTIFICATE

This is to certify that the following described commodity was weighed, measured, or counted by a Weighmaster, whose signature is on this Certificate, who is a recognized authority of accuracy, as prescribed by State Law.

COMMODITY WEIGHED: FREIGHT ALL KINDS
REMARKS:
TRACTOR LICENSE #: TRACTOR #:
TRAILER LICENSE #: TRAILER #:
TRAILER LICENSE #: TRAILER #:

NAME OF WEIGHMASTER (print):
WEIGHMASTER SIGNATURE:

© CAT SCALE COMPANY® 12/0[illegible]

94447798
TICKET NUMBER

CERTIFIED AUTOMATED TRUCK SCALE

CAT SCALE COMPANY
P.O. BOX 630
WALCOTT, IA 52773
(563) 284-6263
www.catscale.com

THE CAT SCALE GUARANTEE

The CAT Scale Company **GUARANTEES** that our scales will give an accurate weight. What makes us different from other scale companies is that we back up our guarantee with cash.©

IF YOU SHOULD GET AN OVERWEIGHT FINE, YOU SHOULD DO THE FOLLOWING TO GET THE PROBLEM RESOLVED:

1) Post bond and request a court date.
2) Call CAT Scale Company direct 24 hours a day at 1-877-CAT-SCALE (toll free).
3) IMMEDIATELY send a copy of the citation, CAT Scale ticket, your name, company, address, and phone number to CAT Scale Company Attn: Operations Manager.

THANK YOU FOR WEIGHING ON CAT SCALE!

The four weights shown below are separate weights. The TOTAL WEIGHT was weighed on a full length platform scale. **AXLE WEIGHTS CAN NOT BE CERTIFIED** and are **NOT LEGAL FOR TRADE**, however, **CAT SCALE COMPANY GUARANTEES THESE WEIGHTS TO BE CORRECT.**

DATE: 12-23-2009

SCALE LOCATION: 278
GEE-CEE'S TRUCKSTOP
I-5 AND EXIT 57
TOLEDO WA

STEER AXLE	[illegible]
DRIVE AXLE	[illegible]
TRAILER AXLE	[illegible]
TOTAL WEIGHT	[illegible]

Tare 37700/68840/34.42 tons

COMPANY: CLORIE TRACTOR #: 26 TRAILER #: 261

WEIGHER'S SIGNATURE: Rachel Wallace FEE: 9.00 FULL WEIGH TICKET # (IF REWEIGH):

ONLY CERTIFIED WEIGHTS APPEAR BELOW THIS LINE

CERTIFIED WEIGHTS (imprint seal)

GROSS
TARE
NET

WEIGH NUMBER [illegible]

WEIGHMASTER CERTIFICATE

This is to certify that the following described commodity was weighed, measured, or counted by a Weighmaster, whose signature is on this Certificate, who is a recognized authority of accuracy, as prescribed by State Law.

COMMODITY WEIGHED: FREIGHT ALL KINDS
REMARKS:
TRACTOR LICENSE #: TRACTOR #:
TRAILER LICENSE #: TRAILER #:
TRAILER LICENSE #: TRAILER #:

NAME OF WEIGHMASTER (print):
WEIGHMASTER SIGNATURE:

© CAT SCALE COMPANY® 12/0

94447801
TICKET NUMBER

CERTIFIED AUTOMATED TRUCK SCALE

CAT SCALE COMPANY
P.O. BOX 830
WALCOTT, IA 52773
(563) 284-6263
www.catscale.com

THE CAT SCALE GUARANTEE

The CAT Scale Company **GUARANTEES** that our scales will give an accurate weight. What makes us different from other scale companies is that we back up our guarantee with cash.©

IF YOU SHOULD GET AN OVERWEIGHT FINE, YOU SHOULD DO THE FOLLOWING TO GET THE PROBLEM RESOLVED:

1) Post bond and request a court date.
2) Call CAT Scale Company direct 24 hours a day at 1-877-CAT-SCALE (toll free).
3) IMMEDIATELY send a copy of the citation, CAT Scale ticket, your name, company, address, and phone number to CAT Scale Company Attn: Operations Manager.

THANK YOU FOR WEIGHING ON CAT SCALE!

The four weights shown below are separate weights. The TOTAL WEIGHT was weighed on a full length platform scale. **AXLE WEIGHTS CAN NOT BE CERTIFIED** and are **NOT LEGAL FOR TRADE, however, CAT SCALE COMPANY GUARANTEES THESE WEIGHTS TO BE CORRECT.**

DATE: 12-23-2009

SCALE LOCATION: 278
GEE-CEE'S TRUCKSTOP
I-5 AND EXIT 57
TOLEDO WA

STEER AXLE
DRIVE AXLE
TRAILER AXLE
TOTAL WEIGHT 39940 lbs

34.04 T

COMPANY CELORIE BROS TRACTOR # TRAILER #

WEIGHER'S SIGNATURE: FEE: 9.00 FULL WEIGH TICKET # (IF REWEIGH)

ONLY CERTIFIED WEIGHTS APPEAR BELOW THIS LINE

CERTIFIED WEIGHTS (imprint seal)

GROSS

TARE

NET

WEIGH NUMBER 7801

WEIGHMASTER CERTIFICATE

This is to certify that the following described commodity was weighed, measured, or counted by a Weighmaster, whose signature is on this Certificate, who is a recognized authority of accuracy, as prescribed by State Law.

COMMODITY WEIGHED:
REMARKS:
TRACTOR LICENSE # TRACTOR #
TRAILER LICENSE # TRAILER #
TRAILER LICENSE # TRAILER #
NAME OF WEIGHMASTER (print):
WEIGHMASTER SIGNATURE:

© CAT SCALE COMPANY® 12X (WA)

94447803
TICKET NUMBER

CERTIFIED AUTOMATED TRUCK SCALE

CAT SCALE COMPANY
P.O. BOX 830
WALCOTT, IA 52773
(563) 284-6263
www.catscale.com

THE CAT SCALE GUARANTEE

The CAT Scale Company **GUARANTEES** that our scales will give an accurate weight. What makes us different from other scale companies is that we back up our guarantee with cash.©

IF YOU SHOULD GET AN OVERWEIGHT FINE, YOU SHOULD DO THE FOLLOWING TO GET THE PROBLEM RESOLVED:

1) Post bond and request a court date.
2) Call CAT Scale Company direct 24 hours a day at 1-877-CAT-SCALE (toll free).
3) IMMEDIATELY send a copy of the citation, CAT Scale ticket, your name, company, address, and phone number to CAT Scale Company Attn: Operations Manager

40500

THANK YOU FOR WEIGHING ON CAT SCALE!

The four weights shown below are separate weights. The TOTAL WEIGHT was weighed on a full length platform scale. **AXLE WEIGHTS CAN NOT BE CERTIFIED** and are **NOT LEGAL FOR TRADE, however, CAT SCALE COMPANY GUARANTEES THESE WEIGHTS TO BE CORRECT.**

322 Ton

DATE: 12-23-2009

SCALE LOCATION: 278
GEE-CEE'S TRUCKSTOP
I-5 AND EXIT 57
TOLEDO WA

STEER AXLE
DRIVE AXLE
TRAILER AXLE
TOTAL WEIGHT

COMPANY CELORIE TRACTOR # TRAILER #

WEIGHER'S SIGNATURE: FEE: 9.00 FULL WEIGH TICKET # (IF REWEIGH)

ONLY CERTIFIED WEIGHTS APPEAR BELOW THIS LINE

CERTIFIED WEIGHTS (imprint seal)

GROSS

TARE

NET

WEIGH NUMBER 7803

WEIGHMASTER CERTIFICATE

This is to certify that the following described commodity was weighed, measured, or counted by a Weighmaster, whose signature is on this Certificate, who is a recognized authority of accuracy, as prescribed by State Law.

COMMODITY WEIGHED:
REMARKS:
TRACTOR LICENSE # TRACTOR #
TRAILER LICENSE # TRAILER #
TRAILER LICENSE # XAP9151 TRAILER #
NAME OF WEIGHMASTER (print):
WEIGHMASTER SIGNATURE:

© CAT SCALE COMPANY® 12X (WA)

TRUCK LOG SHEET

Ctrl #	DATE	TIME	CUSTOMER	HAULER, DRIVER & TRUCK#	GROSS/TARE WGT (LBS)	TICKET #	SYSTEM ID# (OFFICE USE ONLY)
3565	12/23	9 23	Olympia	Colorie Biggle #21	108920 40500	7797	
3566	12/23	9:24	"	" Ron #26	108740 39900	7798	
3567	12-23	9:45	River gate	CRT-41, Jeff	88.320 41,300	9227	
3568	12-23	10:00	Rivergate	CRT Brian 44	86,880 41,740	9235	
3569	12-23	10:15	Rivergate	CRT Jeff D 45	86,500 41,280	9228	
3570	12 23	10:50	Rivergate	CRT 42 Kat	88,300 41,420	9243	
3571	12/23	1252	Olympia	Colorie Mark 22	108020 39940	7801	
3572	12/23	102	"	" Biggie 21	105020 40500	7803	
3573	12-23	1:15	River Gate	CRT-41 Jeff	87.800 41,820	9253	
3574	12 23	1145	Rivergate	CRT Brian 44	88,040 42 060	9261	
3575	12-28	6:08	River gate	CRT-41 -Jeff	89,260 41720	9300	
3576	12-28	6:20	Rivergate	CRT 44 Brian 44	88,160 41660	9301	
3577	12-28	6:50	Rivergate	CRT 45 Jeff D 45	86,000 41580	9302	
3578	12/28/09	7:05	Sanitizer	Willins 08101	102480 41120		
3579	12-28-09	726	"	" 0899	102300 41600		
3580	12 28	9:30	River Gate	CRT-41 Jeff	88,940 41500	9305	
3581	12-28	9:45	Stan Palmer	Steve #62	106490 41440	7833	
3582	12/28	9:45	Rivergate	CRT Brian 44	89,280 41,820	9309	
3583	12/28	10:51	Rivergate	CRT Jeff D #45	89280 41,340	9313	
3584	12/28	1:00	Stan Palmer	Steve #62	108540 41,440	7835	
3585	12-28	1:55	CDL Recycle	Jordan 811	97,600 41,951	FAXED TO ROC	
3586	12-29-09	11:15	Stan Palmer	Steve #62	105,760 41440	7855	
3587							
3588							

*** REMEMBER 25 MPH MAX SPEED THRU RESIDENTIAL AREAS ***

94447833
TICKET NUMBER

CERTIFIED AUTOMATED TRUCK SCALE

CAT SCALE COMPANY
P.O. BOX 630
WALCOTT, IA 52773
(563) 284-6263
www.catscale.com

909
94447833

THE CAT SCALE GUARANTEE

The CAT Scale Company **GUARANTEES** that our scales will give an accurate weight. What makes us different from other scale companies is that we back up our guarantee with cash.©

IF YOU SHOULD GET AN OVERWEIGHT FINE, YOU SHOULD DO THE FOLLOWING TO GET THE PROBLEM RESOLVED:

1) Post bond and request a court date.
2) Call CAT Scale Company direct 24 hours a day at 1-877-CAT-SCALE (toll free).
3) IMMEDIATELY send a copy of the citation, CAT Scale ticket, your name, company, address, and phone number to CAT Scale Company Attn: Operations Manager.

THANK YOU FOR WEIGHING ON CAT SCALE!

The four weights shown below are separate weights. The TOTAL WEIGHT was weighed on a full length platform scale. **AXLE WEIGHTS CAN NOT BE CERTIFIED** and are **NOT LEGAL FOR TRADE, however, CAT SCALE COMPANY GUARANTEES THESE WEIGHTS TO BE CORRECT.**

DATE: 12-28-2009

SCALE LOCATION: 278
GEE-CEE'S TRUCKSTOP
I-5 AND EXIT 57
TOLEDO WA

STEER AXLE	23100 lb
DRIVE AXLE	33240 lb
TRAILER AXLE	50140 lb
TOTAL WEIGHT	106480 lb

41,440 Tare

COMPANY STAN PALMER CONST TRACTOR # 62 TRAILER # 62

WEIGHER'S SIGNATURE: Rachel Wallace FEE: 9.00 FULL WEIGH TICKET # _____ (IF REWEIGH)
RACHEL WALLACE

ONLY CERTIFIED WEIGHTS APPEAR BELOW THIS LINE

CERTIFIED WEIGHTS (imprint seal)

GROSS

TARE

NET

WEIGH NUMBER
7833

WEIGHMASTER CERTIFICATE
This is to certify that the following described commodity was weighed, measured, or counted by a Weighmaster, whose signature is on this Certificate, who is a recognized authority of accuracy, as prescribed by State Law.

COMMODITY WEIGHED: FREIGHT ALL KINDS
REMARKS: _____
TRACTOR LICENSE # _____ TRACTOR # _____
TRAILER LICENSE # _____ TRAILER # _____
TRAILER LICENSE # _____ TRAILER # _____

NAME OF WEIGHMASTER (print): _____
WEIGHMASTER SIGNATURE: _____

© CAT SCALE COMPANY® 12/0 (WA)

94447835
TICKET NUMBER

CERTIFIED AUTOMATED TRUCK SCALE

CAT SCALE COMPANY
P.O. BOX 630
WALCOTT, IA 52773
(563) 284-6263
www.catscale.com

1209
94447835

THE CAT SCALE GUARANTEE

The CAT Scale Company **GUARANTEES** that our scales will give an accurate weight. What makes us different from other scale companies is that we back up our guarantee with cash.©

IF YOU SHOULD GET AN OVERWEIGHT FINE, YOU SHOULD DO THE FOLLOWING TO GET THE PROBLEM RESOLVED:

1) Post bond and request a court date.
2) Call CAT Scale Company direct 24 hours a day at 1-877-CAT-SCALE (toll free).
3) IMMEDIATELY send a copy of the citation, CAT Scale ticket, your name, company, address, and phone number to CAT Scale Company Attn: Operations Manager.

THANK YOU FOR WEIGHING ON CAT SCALE!

The four weights shown below are separate weights. The TOTAL WEIGHT was weighed on a full length platform scale. **AXLE WEIGHTS CAN NOT BE CERTIFIED** and are **NOT LEGAL FOR TRADE, however, CAT SCALE COMPANY GUARANTEES THESE WEIGHTS TO BE CORRECT.**

DATE: 12-28-2009

SCALE LOCATION: 278
GEE-CEE'S TRUCKSTOP
I-5 AND EXIT 57
TOLEDO WA

STEER AXLE	22800 lb
DRIVE AXLE	34680 lb
TRAILER AXLE	51060 lb
TOTAL WEIGHT	108540 lb

41,440 Tare

COMPANY STAN PALMER CONST TRACTOR # 62 TRAILER # 62

WEIGHER'S SIGNATURE: Tia Ward FEE: 9.00 FULL WEIGH TICKET # _____ (IF REWEIGH)
TIA WARD

ONLY CERTIFIED WEIGHTS APPEAR BELOW THIS LINE

CERTIFIED WEIGHTS (imprint seal)

GROSS

TARE

NET

WEIGH NUMBER
7835

WEIGHMASTER CERTIFICATE
This is to certify that the following described commodity was weighed, measured, or counted by a Weighmaster, whose signature is on this Certificate, who is a recognized authority of accuracy, as prescribed by State Law.

COMMODITY WEIGHED: FREIGHT ALL KINDS
REMARKS: _____
TRACTOR LICENSE # _____ TRACTOR # _____
TRAILER LICENSE # _____ TRAILER # _____
TRAILER LICENSE # _____ TRAILER # _____

NAME OF WEIGHMASTER (print): _____
WEIGHMASTER SIGNATURE: _____

© CAT SCALE COMPANY® 12/0 (WA)

94447855
TICKET NUMBER

CERTIFIED AUTOMATED TRUCK SCALE

CAT SCALE COMPANY
P.O. BOX 630
WALCOTT, IA 52773
(563) 284-6263
www.catscale.com

1039
94447855

THE CAT SCALE GUARANTEE

The CAT Scale Company **GUARANTEES** that our scales will give an accurate weight. What makes us different from other scale companies is that we back up our guarantee with cash.©

IF YOU SHOULD GET AN OVERWEIGHT FINE, YOU SHOULD DO THE FOLLOWING TO GET THE PROBLEM RESOLVED:

1) Post bond and request a court date.
2) Call CAT Scale Company direct 24 hours a day at 1-877-CAT-SCALE (toll free).
3) **IMMEDIATELY** send a copy of the citation, CAT Scale ticket, your name, company, address, and phone number to CAT Scale Company Attn: Operations Manager.

THANK YOU FOR WEIGHING ON CAT SCALE

The four weights shown below are separate weights. The TOTAL WEIGHT was weighed on a full length platform scale. **AXLE WEIGHTS CAN NOT BE CERTIFIED** and are **NOT LEGAL FOR TRADE, however, CAT SCALE COMPANY GUARANTEES THESE WEIGHTS TO BE CORRECT.**

DATE: 12-29-2009

SCALE LOCATION: 278
GEE-CEE'S TRUCKSTOP
I-5 AND EXIT 57
TOLEDO WA

STEER AXLE	17940 lb
DRIVE AXLE	40420 lb
TRAILER AXLE	47400 lb
TOTAL WEIGHT	105760 lb

4/45 Tare

COMPANY STANPALMER TRACTOR # 62 TRAILER # 62

WEIGHER'S SIGNATURE Rachel Wallace RACHEL WALLACE FEE: 9.00 FULL WEIGH TICKET # (IF REWEIGH)

ONLY CERTIFIED WEIGHTS APPEAR BELOW THIS LINE

CERTIFIED WEIGHTS
(imprint seal)

GROSS

TARE

NET

WEIGH NUMBER
7855

WEIGHMASTER CERTIFICATE

This is to certify that the following described commodity was weighed, measured, or counted by a Weighmaster, whose signature is on this Certificate, who is a recognized authority of accuracy, as prescribed by State Law.

COMMODITY WEIGHED: FREIGHT ALL KINDS
REMARKS:
TRACTOR LICENSE # TRACTOR #
TRAILER LICENSE # TRAILER #
TRAILER LICENSE # TRAILER #

NAME OF WEIGHMASTER (print):
WEIGHMASTER SIGNATURE:

© CAT SCALE COMPANY 12/
(WA)

LOAD SUMMARY
Removal of Contaminated Soils

EAST BAY			GEE-CEE'S TRUCKSTOP					WEYERHAEUSER		
DATE DEPARTURE	TIME OF DEPARTURE	HAULER, DRIVER, TRUCK#	DATE	GROSS WGT (LBS)	TARE WGT (LBS)	NET WGT (LBS)	TICKET #	DATE ARRIVAL	TIME OF ARRIVAL	Load Count
1/6/2010	9:25 AM	Stan Palmer - Steve - #62	1/6/2010	109420	41440	67980	94447985	1/6/2010	11:00 AM	353
1/8/2010	8:10 AM	Stan Palmer - Steve - #62	1/8/2010	107440	41440	66000	94448039	1/8/2010	9:45 AM	354
1/18/2010	2:30 PM	Celorie Bros. - Mike - #11	1/18/2010	103580	41220	62360	94448243	1/19/2010	5:50 AM	355
1/18/2010	2:40 PM	Celorie Bros. - #10	1/18/2010	103320	39640	63680	94448241	1/19/2010	5:55 AM	356
1/18/2010	2:50 PM	Celorie Bros. - Mark - #22	1/18/2010	103880	39940	63940	94448242	1/19/2010	5:55 AM	357
1/18/2010	3:00 PM	Celorie Bros. - Jon - #19	1/18/2010	100840	40320	60520	94448240	1/19/2010	5:55 AM	358
1/19/2010	7:50 AM	Celorie Bros. - Mark - #22	1/19/2010	107620	39940	67680	94448255	1/19/2010	9:28 AM	359
1/19/2010	8:00 AM	Celorie Bros. - Jon - #19	1/19/2010	106240	40320	65920	94448256	1/19/2010	9:29 AM	360
1/19/2010	8:10 AM	Celorie Bros. - Mike - #11	1/19/2010	103920	41220	62700	94448258	1/19/2010	9:39 AM	361
1/19/2010	8:15 AM	Watson - JJ - #25	1/19/2010	111700	39520	72180	94448257	1/19/2010	9:41 AM	362
1/19/2010	8:20 AM	Celorie Bros. - #10	1/19/2010	101440	39640	61800	94448260	1/19/2010	9:55 AM	363
1/19/2010	11:15 AM	Celorie Bros. - Mark - #22	1/19/2010	105380	39940	65440	94448271	1/19/2010	12:40 PM	364
1/19/2010	11:20 AM	Celorie Bros. - Jon - #19	1/19/2010	105220	40320	64900	94448272	1/19/2010	12:44 PM	365
1/19/2010	11:25 AM	Celorie Bros. - Mike - #11	1/19/2010	105000	41200	63800	94448274	1/19/2010	12:52 PM	366
1/19/2010	11:35 AM	Watson - JJ - #25	1/19/2010	107240	39520	67720	94448275	1/19/2010	1:00 PM	367
1/19/2010	11:45 AM	Celorie Bros. - #10	1/19/2010	103140	39640	63500	94448276	1/19/2010	1:13 PM	368
1/19/2010	2:45 PM	Celorie Bros. - Mike - #11	1/19/2010	106320	41220	65100	94448289	1/20/2010	5:45 AM	369
1/19/2010	3:00 PM	Celorie Bros. - Les - #10	1/19/2010	106260	39640	66620	94448291	1/20/2010	5:45 AM	370
1/19/2010	3:10 PM	Celorie Bros. - Mark - #22	1/19/2010	107960	39940	68020	94448287	1/20/2010	5:45 AM	371
1/19/2010	3:15 PM	Celorie Bros. - Jon - #19	1/19/2010	105080	40320	64760	94448288	1/20/2010	5:45 AM	372
1/19/2010	3:20 PM	Watson - JJ - #25	1/19/2010	101900	39520	62380	94448290	1/20/2010	6:30 AM	373
1/20/2010	7:50 AM	Celorie Bros. - Mark - #22	1/20/2010	107200	39940	67260	94448303	1/20/2010	9:15 AM	374
1/20/2010	8:00 AM	Celorie Bros. - Mike - #11	1/20/2010	109140	41220	67920	94448304	1/20/2010	9:20 AM	375
1/20/2010	8:05 AM	Celorie Bros. - Jon - #19	1/20/2010	102980	40320	62660	94448305	1/20/2010	9:23 AM	376
1/20/2010	8:15 AM	Celorie Bros. - Les - #10	1/20/2010	110300	39460	70840	94448306	1/20/2010	9:30 AM	377
1/20/2010	8:35 AM	Watson - JJ - #25	1/20/2010	98700	39520	59180	94448309	1/20/2010	10:00 AM	378

DATE DEPARTURE	TIME OF DEPARTURE	HAULER, DRIVER, TRUCK#	DATE	GROSS WGT (LBS)	TARE WGT (LBS)	NET WGT (LBS)	TICKET #	DATE ARRIVAL	TIME OF ARRIVAL	Load Count
1/20/2010	11:15 AM	Celorie Bros. - Mark - #22	1/20/2010	106280	39940	66340	94448316	1/20/2010	12:30 PM	379
1/20/2010	11:20 AM	Celorie Bros. - Mike - #11	1/20/2010	104140	41220	62920	94448317	1/20/2010	12:33 PM	380
1/20/2010	11:25 AM	Celorie Bros. - Jon - #19	1/20/2010	105040	40320	64720	94448318	1/20/2010	12:37 PM	381
1/20/2010	11:45 AM	Celorie Bros. - Les - #10	1/20/2010	101240	39640	61600	94448319	1/20/2010	12:55 PM	382
1/20/2010	11:55 AM	Watson - JJ - #25	1/20/2010	95400	39520	55880	94448324	1/20/2010	1:05 PM	383
1/20/2010	2:30 PM	Celorie Bros. - Mike - #11	1/20/2010	104500	41220	63280	94448333	1/21/2010	5:45 AM	384
1/20/2010	2:40 PM	Celorie Bros. - Jon - #19	1/20/2010	107360	40320	67040	94448334	1/21/2010	5:46 AM	385
1/20/2010	2:50 PM	Celorie Bros. - Mark - #22	1/20/2010	107620	39940	67680	94448332	1/21/2010	5:50 AM	386
1/20/2010	3:00 PM	Celorie Bros. - Les - #10	1/20/2010	105420	39640	65780	94448337	1/21/2010	5:50 AM	387
1/20/2010	3:10 PM	Watson - JJ - #25	1/20/2010	99520	39520	60000	94448339	1/21/2010	6:00 AM	388
1/21/2010	8:00 AM	Celorie Bros. - Mark - #22	1/21/2010	108380	39940	68440	94448359	1/21/2010	9:27 AM	389
1/21/2010	8:10 AM	Celorie Bros. - Jon - #19	1/21/2010	107980	40320	67660	94448362	1/21/2010	9:27 AM	390
1/21/2010	8:15 AM	Celorie Bros. - Richard - #20	1/21/2010	114400	39880	74520	94448360	1/21/2010	9:28 AM	391
1/21/2010	8:20 AM	Celorie Bros. - John - #21	1/21/2010	103560	41140	62420	94448361	1/21/2010	9:29 AM	392
1/21/2010	8:25 AM	Celorie Bros. - Les - #10	1/21/2010	109520	39640	69880	94448363	1/21/2010	9:30 AM	393
1/21/2010	8:30 AM	Celorie Bros. - Mike - #11	1/21/2010	106020	41220	64800	94448364	1/21/2010	9:42 AM	394
1/21/2010	8:35 AM	Watson - JJ - #25	1/21/2010	100040	39520	60520	94448365	1/21/2010	9:50 AM	395
1/21/2010	11:30 AM	Celorie Bros. - Mark - #22	1/21/2010	107940	39940	68000	94448374	1/21/2010	12:45 PM	396
1/21/2010	11:35 AM	Celorie Bros. - Richard - #20	1/21/2010	101200	39880	61320	94448375	1/21/2010	12:46 PM	397
1/21/2010	11:40 AM	Celorie Bros. - John - #21	1/21/2010	104380	41140	63240	94448376	1/21/2010	12:50 PM	398
1/21/2010	11:45 AM	Celorie Bros. - Jon - #19	1/21/2010	103160	40320	62840	94448378	1/21/2010	12:52 PM	399
1/21/2010	11:50 AM	Celorie Bros. - Mike - #11	1/21/2010	105460	41220	64240	94448380	1/21/2010	12:54 PM	400
1/21/2010	11:55 AM	Celorie Bros. - Les - #10	1/21/2010	104780	39640	65140	94448379	1/21/2010	1:00 PM	401
1/21/2010	12:00 PM	Watson - JJ - #25	1/21/2010	103380	39520	63860	94448382	1/21/2010	1:00 PM	402
1/21/2010	2:15 PM	Celorie Bros. - Mark - #22	1/21/2010	105560	39940	65620	94448388	1/22/2010	5:50 AM	403
1/21/2010	2:25 PM	Celorie Bros. - Richard - #20	1/21/2010	104980	39880	65100	94448389	1/22/2010	5:50 AM	404
1/21/2010	2:30 PM	Celorie Bros. - Jon - #19	1/21/2010	106640	40320	66320	94448393	1/22/2010	5:50 AM	405
1/21/2010	2:40 PM	Celorie Bros. - John - #21	1/21/2010	100800	41140	59660	94448391	1/22/2010	5:50 AM	406
1/21/2010	2:45 PM	Celorie Bros. - Mike - #11	1/21/2010	105960	41220	64740	94448395	1/22/2010	5:50 AM	407
1/21/2010	2:50 PM	Celorie Bros. - Les - #10	1/21/2010	104820	39640	65180	94448394	1/22/2010	6:00 AM	408

DATE DEPARTURE	TIME OF DEPARTURE	HAULER, DRIVER, TRUCK#	DATE	GROSS WGT (LBS)	TARE WGT (LBS)	NET WGT (LBS)	TICKET #	DATE ARRIVAL	TIME OF ARRIVAL	Load Count
1/21/2010	3:00 PM	Watson - JJ - #25	1/21/2010	103920	39520	64400	94448396	1/22/2010	6:00 AM	409
1/22/2010	8:10 AM	Celorie Bros. - Mark - #22	1/22/2010	107320	39940	67380	94830813	1/22/2010	9:20 AM	410
1/22/2010	8:15 AM	Celorie Bros. - Richard - #20	1/22/2010	103580	39880	63700	94830814	1/22/2010	9:24 AM	411
1/22/2010	8:20 AM	Celorie Bros. - Mike - #11	1/22/2010	110960	41220	69740	94830815	1/22/2010	9:32 AM	412
1/22/2010	8:25 AM	Celorie Bros. - John - #21	1/22/2010	104820	41140	63680	94830816	1/22/2010	9:37 AM	413
1/22/2010	8:30 AM	Celorie Bros. - Jon - #19	1/22/2010	106120	40320	65800	94830817	1/22/2010	9:40 AM	414
1/22/2010	8:35 AM	Celorie Bros. - Les - #10	1/22/2010	107840	39640	68200	94830818	1/22/2010	9:45 AM	415
1/22/2010	11:50 AM	Celorie Bros. - Mark - #22	1/22/2010	108540	39940	68600	94830827	1/22/2010	1:05 PM	416
1/22/2010	11:55 AM	Celorie Bros. - Richard - #20	1/22/2010	104640	39880	64760	94830829	1/22/2010	1:10 PM	417
1/22/2010	12:00 PM	Celorie Bros. - Mike - #11	1/22/2010	107560	41220	66340	94830830	1/22/2010	1:30 PM	418
1/22/2010	12:05 PM	Celorie Bros. - Jon - #19	1/22/2010	104840	40320	64520	94830831	1/22/2010	1:35 PM	419
1/22/2010	12:10 PM	Celorie Bros. - John - #21	1/22/2010	104260	41140	63120	94830832	1/22/2010	1:40 PM	420
1/22/2010	12:20 PM	Celorie Bros. - Les - #10	1/22/2010	100660	39640	61020	94830833	1/22/2010	1:45 PM	421
1/25/2010	8:00 AM	Celorie Bros. - Richard - #20	1/25/2010	108640	39880	68760	94830857	1/25/2010	9:12 AM	422
1/25/2010	8:05 AM	Celorie Bros. - Mark - #22	1/25/2010	111000	39940	71060	94830858	1/25/2010	9:30 AM	423
1/25/2010	8:10 AM	Celorie Bros. - Mike - #11	1/25/2010	106200	41220	64980	94830860	1/25/2010	9:30 AM	424
1/25/2010	8:15 AM	Celorie Bros. - Jon - #19	1/25/2010	104800	40320	64480	94830861	1/25/2010	9:32 AM	425
1/25/2010	8:20 AM	Celorie - Biggie - #21	1/25/2010	104620	40500	64120	94830859	1/25/2010	9:32 AM	426
1/25/2010	8:25 AM	BWT - #3	1/25/2010	107280	40500	66780	94465644	1/25/2010	9:35 AM	427
1/25/2010	8:30 AM	BWT - #2	1/25/2010	94760	38800	55960	94465645	1/25/2010	9:40 AM	428
1/25/2010	11:15 AM	Celorie Bros. - Richard - #20	1/25/2010	115880	39880	76000	94830870	1/25/2010	12:37 PM	429
1/25/2010	11:20 AM	Celorie Bros. - Mike - #11	1/25/2010	113460	41220	72240	94830872	1/25/2010	1:00 PM	430
1/25/2010	11:25 AM	Celorie Bros. - Jon - #19	1/25/2010	104720	40320	64400	94830873	1/25/2010	1:02 PM	431
1/25/2010	11:30 AM	Celorie Bros. - Mark - #22	1/25/2010	106340	39940	66400	94830874	1/25/2010	1:06 PM	432
1/25/2010	11:35 AM	Celorie - Biggie - #21	1/25/2010	105380	40500	64880	94830875	1/25/2010	1:11 PM	433
1/25/2010	11:40 AM	BWT - #3	1/25/2010	104300	40500	63800	94465652	1/25/2010	1:15 PM	434
1/25/2010	11:45 AM	BWT - #2	1/25/2010	102980	38800	64180	94465653	1/25/2010	1:20 PM	435
1/25/2010	2:30 PM	Celorie Bros. - Mark - #22	1/25/2010	104260	39940	64320	94830886	1/26/2010	5:55 AM	436
1/25/2010	2:40 PM	Celorie Bros. - Mike - #11	1/25/2010	104260	41220	63040	94830885	1/26/2010	5:55 AM	437
1/25/2010	2:50 PM	Celorie - Biggie - #21	1/25/2010	103520	40500	63020	94830887	1/26/2010	5:55 AM	438

DATE DEPARTURE	TIME OF DEPARTURE	HAULER, DRIVER, TRUCK#	DATE	GROSS WGT (LBS)	TARE WGT (LBS)	NET WGT (LBS)	TICKET #	DATE ARRIVAL	TIME OF ARRIVAL	Load Count
1/26/2010	8:00 AM	Celorie Bros. - Mark - #22	1/26/2010	106320	39940	66380	94830896	1/26/2010	9:17 AM	439
1/26/2010	8:10 AM	Celorie - Biggie - #21	1/26/2010	105940	40500	65440	94830895	1/26/2010	9:18 AM	440
1/26/2010	8:15 AM	Celorie Bros. - Mike - #11	1/26/2010	102200	41220	60980	94830897	1/26/2010	9:22 AM	441
1/26/2010	11:15 AM	Celorie Bros. - Mark - #22	1/26/2010	108800	39940	68860	94830918	1/26/2010	12:30 PM	442
1/26/2010	11:25 AM	Celorie - Biggie - #21	1/26/2010	106520	40500	66020	94830919	1/26/2010	12:31 PM	443
1/26/2010	11:45 AM	Celorie Bros. - Mike - #11	1/26/2010	108180	41220	66960	94830921	1/26/2010	12:37 PM	444
1/26/2010	2:20 PM	Celorie Bros. - Mike - #11	1/26/2010	150380	41220	109160	94830930	1/27/2010	5:55 AM	445
1/27/2010	8:10 AM	Celorie Bros. - Mike - #11	1/27/2010	105580	41220	64360	94830946	1/27/2010	9:30 AM	446
1/27/2010	11:45 AM	Celorie Bros. - Mike - #11	1/27/2010	106680	41220	65460	94830954	1/27/2010	12:54 PM	447
				Total Load Count:		**447**	**Monthly Total (TONS)**		**3,118.5**	
							Total Net Weight (LBS):		**28,912,820**	
							Total Net Weight (TONS):		**14,456.4**	

TRUCK LOG SHEET

Ctrl #	DATE	TIME	CUSTOMER	HAULER, DRIVER & TRUCK#	GROSS/TARE WGT (LBS)		TICKET #	SYSTEM ID# (OFFICE USE ONLY)
3613	1-6-10	11:06	Stan Palmer	Steve #62	109,420	41440	7995	
3614	1-6-10	11:00	Rivergate	CRT Jeff D #45	87,740	41,340	9578	
3615	1-6-10	11:50	Schnitzer	Wilkins Tommy 08-100	101.600	40.680		
3616	1-6-10	12:40	CDL Recycle	Jordan 841	90,840	41,951	17581	
3617	1-6-10	12:50	Schnitzer	WILKEN Stuart 08-103	102100	40660		
3618	1-7-10	6:00	River Gate	CRT-41 -Jeff	87,960	41,720	9622	
3619	1-7-10	6:25	Rivergate	CRT Brian 44	88,800	41,680	9623	
3620	1-7-10	6:45	Schnitzer	Wilkins Bob 08105	101160	41,020		
3621	1-7-10	7:03	Rivergate	CRT Jeff 45	88,100	41460	9624	
3622	1-7-10	8:25	Schnitzer	WILKINS Stuart 08-103	102560	40880		
3623	1-7-10	9:45	River Gate	CRT-41 - Jeff	87.360	41.520	9625	
3624	1-7-10	10:05	Rivergate	CRT Brian 44	88,420	41500	9630	
3625	1-7-10	11:20	Schnitzer	Wilkins Bob 08105	103720	41300		
3626	1-7-10	11:26	Rivergate	CRT 45 Jeff D 45	87,920	41320	9632	
3627	1-7-10	12:18	Schnitzers	WILKINS, Stuart 08-103	103460	40680		
3628	1-7-10	1:15	River Gate	CRT-41 -Jeff	87,980	41780	9648	
3629	1-7-10	2:00	Rivergate	CRT Brian 44	87,100	41780	9650	
3630	1-8-10	6:00	River Gate	CRT-Jeff 41	88,660	41820	9666	
3631	1-8-10	6:50	River gate	CRT Brian 44	87,380	41940	9667	
3632	1-8-10	6:56	Rivergate	CRT Jeff D 45	88,120	41520	9664	
3633	1-8-10	9:45	Stan Palmer	Steve #62	107,440	41,440	8039	
3634	1-8-10	9:45	River Gate	CRT Jeff 41	88,400	41820	9676	
3635								
3636								

*** REMEMBER 25 MPH MAX SPEED THRU RESIDENTIAL AREAS ***

94447985
TICKET NUMBER

CERTIFIED AUTOMATED TRUCK SCALE

CAT SCALE COMPANY
P.O. BOX 630
WALCOTT, IA 52773
(563) 284-6263
www.catscale.com

THE CAT SCALE GUARANTEE

The CAT Scale Company **GUARANTEES** that our scales will give an accurate weight. What makes us different from other scale companies is that we back up our guarantee with cash.©

IF YOU SHOULD GET AN OVERWEIGHT FINE, YOU SHOULD DO THE FOLLOWING TO GET THE PROBLEM RESOLVED:

1) Post bond and request a court date.
2) Call CAT Scale Company direct 24 hours a day at 1-877-CAT-SCALE (toll free).
3) IMMEDIATELY send a copy of the citation, CAT Scale ticket, your name, company, address, and phone number to CAT Scale Company Attn: Operations Manager.

THANK YOU FOR WEIGHING ON CAT SCALE!

The four weights shown below are separate weights. The TOTAL WEIGHT was weighed on a full length platform scale. **AXLE WEIGHTS CAN NOT BE CERTIFIED** and are **NOT LEGAL FOR TRADE, however, CAT SCALE COMPANY GUARANTEES THESE WEIGHTS TO BE CORRECT.**

DATE: 1-06-2010

SCALE LOCATION: 278
GEE-CEE'S TRUCKSTOP
I-5 AND EXIT 57
TOLEDO WA

STEER AXLE	17220 lb
DRIVE AXLE	42340 lb
TRAILER AXLE	49860 lb
TOTAL WEIGHT	109420 lb

(41,440 Tare)

1019
94447985 COMPANY STAN PALMER CONST TRACTOR # 62 TRAILER # 62

WEIGHER'S SIGNATURE: [signature] FEE: 9.00 FULL WEIGH TICKET # (IF REWEIGH)

ONLY CERTIFIED WEIGHTS APPEAR BELOW THIS LINE

CERTIFIED WEIGHTS (imprint seal)

GROSS

TARE

NET

WEIGH NUMBER
7985

WEIGHMASTER CERTIFICATE

This is to certify that the following described commodity was weighed, measured, or counted by a Weighmaster, whose signature is on this Certificate, who is a recognized authority of accuracy, as prescribed by State Law.

COMMODITY WEIGHED: FREIGHT ALL KINDS
REMARKS:
TRACTOR LICENSE # TRACTOR #
TRAILER LICENSE # TRAILER #
TRAILER LICENSE # TRAILER #

NAME OF WEIGHMASTER (print):
WEIGHMASTER SIGNATURE:

© CAT SCALE COMPANY® 12/0 (WA)

94448039
TICKET NUMBER

CERTIFIED AUTOMATED TRUCK SCALE

CAT SCALE COMPANY
P.O. BOX 630
WALCOTT, IA 52773
(563) 284-6263
www.catscale.com

THE CAT SCALE GUARANTEE

The CAT Scale Company **GUARANTEES** that our scales will give an accurate weight. What makes us different from other scale companies is that we back up our guarantee with cash.©

IF YOU SHOULD GET AN OVERWEIGHT FINE, YOU SHOULD DO THE FOLLOWING TO GET THE PROBLEM RESOLVED:

1) Post bond and request a court date.
2) Call CAT Scale Company direct 24 hours a day at 1-877-CAT-SCALE (toll free).
3) IMMEDIATELY send a copy of the citation, CAT Scale ticket, your name, company, address, and phone number to CAT Scale Company Attn: Operations Manager.

THANK YOU FOR WEIGHING ON CAT SCALE!

The four weights shown below are separate weights. The TOTAL WEIGHT was weighed on a full length platform scale. **AXLE WEIGHTS CAN NOT BE CERTIFIED** and are **NOT LEGAL FOR TRADE, however, CAT SCALE COMPANY GUARANTEES THESE WEIGHTS TO BE CORRECT.**

DATE: 1-08-2010

SCALE LOCATION: 278
GEE-CEE'S TRUCKSTOP
I-5 AND EXIT 57
TOLEDO WA

STEER AXLE	18020 lb
DRIVE AXLE	38020 lb
TRAILER AXLE	51400 lb
TOTAL WEIGHT	107440 lb

(41,440 Tare)

905
94448039 COMPANY STAN PALMER CONST TRACTOR # 62 TRAILER # 62T

WEIGHER'S SIGNATURE: [signature] FEE: 9.00 FULL WEIGH TICKET # (IF REWEIGH)

ONLY CERTIFIED WEIGHTS APPEAR BELOW THIS LINE

CERTIFIED WEIGHTS (imprint seal)

GROSS

TARE

NET

WEIGH NUMBER
8039

WEIGHMASTER CERTIFICATE

This is to certify that the following described commodity was weighed, measured, or counted by a Weighmaster, whose signature is on this Certificate, who is a recognized authority of accuracy, as prescribed by State Law.

COMMODITY WEIGHED: FREIGHT ALL KINDS
REMARKS:
TRACTOR LICENSE # TRACTOR #
TRAILER LICENSE # TRAILER #
TRAILER LICENSE # TRAILER #

NAME OF WEIGHMASTER (print):
WEIGHMASTER SIGNATURE:

© CAT SCALE COMPANY® 12/0

TRUCK LOG SHEET

Ctrl #	DATE	TIME	CUSTOMER	HAULER, DRIVER & TRUCK#	GROSS/TARE WGT (LBS)	TICKET #	SYSTEM ID# (OFFICE USE ONLY)
3637	1 12 10	6:30	Rivergate	CRT Brian 46	88720 41580	9769	
3638	1/12/10	7:01	Rivergate	CRT Jeff D. 45	88,220 41,720	9770	
3639	1-12/10	9:30	River gate	CRT - Jeff - 41	88,620 41620	9772	
3640	1-12/10	11:01	Rivergate	CRT - Jeff D 45	86340 41480	9781	
3641	1 12 10	11 35	Rivergate	CRT Brian 44	88640 41880	9780	
3642	1-13-10	6:00	Rivergate	CRT - Jeff 41	88,700 41,600	9825	
3643	1-13-10	6:20	Rivergate	CRT Brian 44	87,320 42,080	9826	
3644	1-14-10	6:45	River gate	CRT - Jeff 41	89,100 41860	9881	
3645	1-14-10	6:10	Rivergate	CRT Brian 44	89140 41900	9882	
3646	1/14/10	[illegible]	[illegible]	[illegible]	[illegible]	[illegible]	
3647	1-15-10	9:15	Rivergate	CRT - Jeff - 41	87,780 41,620	9884	
3648	1-14-10	10:10	Rivergate	CRT Brian 44	88,480 41,640	9888	
3649	1/14/10	11:40	Rivergate	CRT Barry - 1	88 400 40280	9896	
3650	1/15/10	7:15	Schnitzer	Wilkins 08101	102820 40880		
3651	1-15-10	12:20	Trumbull Asphalt	CCS Denton Swope 159/175	49650 25450	8509570-01	
3652	1-18-10	6:30	Schnitzer	Wilkins Bob 08105	100660 41260		
3653	1/18/10	7:2[illegible]	" " "	" JT 08101	104180 40840		
3654	1-18-10	8:20	Trumbull	CCS Denton Swope 159/175	45070 - 35700	8509570-02	
3655	1-18-10	1:25	CDL RECYCLE	JOTOAD 831	82,340 41951	17676	
3656	1-19-10	5:45	River gate	CRT - Jeff 41	87880 41,400	9976	
3657	1-19-10	5:50	Port of Olympia	Celorie Beast #11	103580 - 41220	8243	
3658	1-19-10	5:55	Port of Olympia	Celorie 10	103320 - 39640	8241	
3659	1-19-10	555	"	" Mark 22	103880 - 39940	8242	
3660	1-19-10	5:55	Port of Olympia	Celorie 19 Jon	100840 - 40320	8240	

* * * REMEMBER 25 MPH MAX SPEED THRU RESIDENTIAL AREAS * * *

TRUCK LOG SHEET

Ctrl #	DATE	TIME	CUSTOMER	HAULER, DRIVER & TRUCK#	GROSS/TARE WGT (LBS)	TICKET #	SYSTEM ID# (OFFICE USE ONLY)
3661	1 19 10	6:15	Rivergate	CRT Brian 44	87,580 41,740	9977	
3662	1-19-10	630	Schnitzer	Williams Bob 08105	103340 41140		
3663	1/19/10	6:45	Rivergate	WWM Dave 1	84960 40300	9978	
3664	1/19/10	7:04	Rivergate	WWM Jeff 45	85620 41,340	9979	
3665	1/19/10	8:30	Schnitzer	Williams 08101	103980 41260		
3666	1-19-10	9:15	River Gate	CRT - Jeff - 41	88.780 41,700	9982	
3667	1-19-10	928	Port of Olympia	Celorie Mark 22	107620 - 39940	8255	
3668	1-19-10	9:29	Port of Olympia	Celorie Jon 19	106240 - 40320	8256	
3669	1-19-10	9:39	Port of Olympia	Celorie #11 Mike	103920 - 41220	8258	
3670	1-19-10	9:41	Port of Olympia	Watson #25 JJ	111700 - 39520	8257	
3671	1.19.10	955	Port of Olympia	Celorie 10	101440 - 39640	8260	
3672	1-19-10	10:10	Rivergate	CRT Brian 44	88,440 41,480	9983	
3673	1/19/10	10:30	Rivergate	WWM Dave 1	84920 40100	9982	
3674	1-19-10	1240	Port of Olympia	Celorie Mark 22	105380 39940	8271	
3675	1-19-10	12:44	Port of Olympia	Celorie Jon 19	105220 40320	8272	
3676	1-19-10	12:52	Port of Olympia	Celorie #11 Mike	105000 41200	8274	
3677	1-19-10	1:00	Port of Oly	Watson #25 JJ	107,240 39520	8275	
3678	1.19.10	1:13	Port of Olympia	Celorie 10	103.140 . 39640	8276	

94448243

TICKET NUMBER

CAT SCALE

CERTIFIED AUTOMATED TRUCK SCALE

CAT SCALE COMPANY
P.O. BOX 630
WALCOTT, IA 52773
(563) 284-6263
www.catscale.com

THE CAT SCALE GUARANTEE

The CAT Scale Company **GUARANTEES** that our scales will give an accurate weight. What makes us different from other scale companies is that we back up our guarantee with cash.©

IF YOU SHOULD GET AN OVERWEIGHT FINE, YOU SHOULD DO THE FOLLOWING TO GET THE PROBLEM RESOLVED:

1) Post bond and request a court date.
2) Call CAT Scale Company direct 24 hours a day at 1-877-CAT-SCALE (toll free).
3) IMMEDIATELY send a copy of the citation, CAT Scale ticket, your name, company, address, and phone number to CAT Scale Company Attn: Operations Manager.

THANK YOU FOR WEIGHING ON CAT SCALE!

The four weights shown below are separate weights. The TOTAL WEIGHT was weighed on a full length platform scale. **AXLE WEIGHTS CAN NOT BE CERTIFIED** and are **NOT LEGAL FOR TRADE, however, CAT SCALE COMPANY GUARANTEES THESE WEIGHTS TO BE CORRECT.**

DATE: 1-18-2010

SCALE LOCATION: 278 GEE-CEE'S TRUCKSTOP I-5 AND EXIT 57 TOLEDO WA

STEER AXLE	19900	lb
DRIVE AXLE	34280	lb
TRAILER AXLE	49400	lb
TOTAL WEIGHT	103580	lb

31,18 kg

(41,220 lbs Tare)

3 COMPANY CELORIE TRACTOR # 11 TRAILER # [illegible]

WEIGHER'S SIGNATURE Cassie Lingre FEE: 9.00 FULL WEIGH TICKET # (IF REWEIGH)

CASSANDRA LINGRE

ONLY CERTIFIED WEIGHTS APPEAR BELOW THIS LINE

CERTIFIED WEIGHTS (imprint seal)

GROSS

TARE

NET

WEIGH NUMBER 8243

WEIGHMASTER CERTIFICATE

This is to certify that the following described commodity was weighed, measured, or counted by a Weighmaster, whose signature is on this Certificate, who is a recognized authority of accuracy, as prescribed by State Law.

COMMODITY WEIGHED: FREIGHT ALL KINDS

REMARKS: Certify weigh

TRACTOR LICENSE # Yarz-1058-OR TRACTOR #

TRAILER LICENSE # TRAILER #

TRAILER LICENSE # TRAILER #

NAME OF WEIGHMASTER (print): Cassandra McLingren

WEIGHMASTER SIGNATURE: Cal M. Lingre

© CAT SCALE COMPANY® 12/ (WA)

94448241

TICKET NUMBER

CAT SCALE

CERTIFIED AUTOMATED TRUCK SCALE

CAT SCALE COMPANY
P.O. BOX 630
WALCOTT, IA 52773
(563) 284-6263
www.catscale.com

THE CAT SCALE GUARANTEE

The CAT Scale Company **GUARANTEES** that our scales will give an accurate weight. What makes us different from other scale companies is that we back up our guarantee with cash.©

IF YOU SHOULD GET AN OVERWEIGHT FINE, YOU SHOULD DO THE FOLLOWING TO GET THE PROBLEM RESOLVED:

1) Post bond and request a court date.
2) Call CAT Scale Company direct 24 hours a day at 1-877-CAT-SCALE (toll free).
3) IMMEDIATELY send a copy of the citation, CAT Scale ticket, your name, company, address, and phone number to CAT Scale Company Attn: Operations Manager.

THANK YOU FOR WEIGHING ON CAT SCALE!

The four weights shown below are separate weights. The TOTAL WEIGHT was weighed on a full length platform scale. **AXLE WEIGHTS CAN NOT BE CERTIFIED** and are **NOT LEGAL FOR TRADE, however, CAT SCALE COMPANY GUARANTEES THESE WEIGHTS TO BE CORRECT.**

DATE: 1-18-2010

SCALE LOCATION: 278 GEE-CEE'S TRUCKSTOP I-5 AND EXIT 57 TOLEDO WA

STEER AXLE	17840	lb
DRIVE AXLE	36460	lb
TRAILER AXLE	49020	lb
TOTAL WEIGHT	103320	lb

31.84 kms

1 COMPANY CELORIE TRACTOR # 10 TRAILER # [illegible]

WEIGHER'S SIGNATURE: Cassie Lingre FEE: 9.00 FULL WEIGH TICKET # (IF REWEIGH)

CASSANDRA LINGRE

ONLY CERTIFIED WEIGHTS APPEAR BELOW THIS LINE

CERTIFIED WEIGHTS (imprint seal)

GROSS

TARE

NET

WEIGH NUMBER 8241

WEIGHMASTER CERTIFICATE

This is to certify that the following described commodity was weighed, measured, or counted by a Weighmaster, whose signature is on this Certificate, who is a recognized authority of accuracy, as prescribed by State Law.

COMMODITY WEIGHED: FREIGHT ALL KINDS

REMARKS:

TRACTOR LICENSE# TRACTOR #

TRAILER LICENSE # TRAILER #

TRAILER LICENSE # TRAILER #

NAME OF WEIGHMASTER (print):

WEIGHMASTER SIGNATURE:

© CAT SCALE COMPANY® 12/ (WA)

94448242

TICKET NUMBER

CERTIFIED AUTOMATED TRUCK SCALE

CAT SCALE COMPANY
P.O. BOX 630
WALCOTT, IA 52773
(563) 284-6263
www.catscale.com

1443
94448242

THE CAT SCALE GUARANTEE

The CAT Scale Company **GUARANTEES** that our scales will give an accurate weight. What makes us different from other scale companies is that we back up our guarantee with cash.©

IF YOU SHOULD GET AN OVERWEIGHT FINE, YOU SHOULD DO THE FOLLOWING TO GET THE PROBLEM RESOLVED:

1) Post bond and request a court date.
2) Call CAT Scale Company direct 24 hours a day at 1-877-CAT-SCALE (toll free).
3) IMMEDIATELY send a copy of the citation, CAT Scale ticket, your name, company, address, and phone number to CAT Scale Company Attn: Operations Manager.

THANK YOU FOR WEIGHING ON CAT SCALE!

The four weights shown below are separate weights. The TOTAL WEIGHT was weighed on a full length platform scale. **AXLE WEIGHTS CAN NOT BE CERTIFIED** and are **NOT LEGAL FOR TRADE, however, CAT SCALE COMPANY GUARANTEES THESE WEIGHTS TO BE CORRECT.**

DATE: 1-18-2010

SCALE LOCATION: 278 GEE-CEE'S TRUCKSTOP I-5 AND EXIT 57 TOLEDO WA

STEER AXLE	23540 lb
DRIVE AXLE	30900 lb
TRAILER AXLE	49440 lb
TOTAL WEIGHT	103880 lb
	(39,940 Tare)

31.97 T

COMPANY CELORIE ' TRACTOR # 22 TRAILER # 00

WEIGHER'S SIGNATURE: Eddie Lopez FEE: 9.00 FULL WEIGH TICKET # (IF REWEIGH)

EDDIE LOPEZ

ONLY CERTIFIED WEIGHTS APPEAR BELOW THIS LINE

CERTIFIED WEIGHTS (Imprint seal)

GROSS

TARE

NET

WEIGH NUMBER
8242

WEIGHMASTER CERTIFICATE

This is to certify that the following described commodity was weighed, measured, or counted by a Weighmaster, whose signature is on this Certificate, who is a recognized authority of accuracy, as prescribed by State Law.

COMMODITY WEIGHED: FREIGHT ALL KINDS

REMARKS: Certify weigh

TRACTOR LICENSE # YAB2832 - OR TRACTOR #

TRAILER LICENSE # TRAILER #

TRAILER LICENSE # TRAILER #

NAME OF WEIGHMASTER (print): CASSANDRA M. INGREW

WEIGHMASTER SIGNATURE:

© CAT SCALE COMPANY® 12/0 (WA)

94448240

TICKET NUMBER

CERTIFIED AUTOMATED TRUCK SCALE

CAT SCALE COMPANY
P.O. BOX 630
WALCOTT, IA 52773
(563) 284-6263
www.catscale.com

1431
94448240

THE CAT SCALE GUARANTEE

The CAT Scale Company **GUARANTEES** that our scales will give an accurate weight. What makes us different from other scale companies is that we back up our guarantee with cash.©

IF YOU SHOULD GET AN OVERWEIGHT FINE, YOU SHOULD DO THE FOLLOWING TO GET THE PROBLEM RESOLVED:

1) Post bond and request a court date.
2) Call CAT Scale Company direct 24 hours a day at 1-877-CAT-SCALE (toll free).
3) IMMEDIATELY send a copy of the citation, CAT Scale ticket, your name, company, address, and phone number to CAT Scale Company Attn: Operations Manager.

THANK YOU FOR WEIGHING ON CAT SCALE!

The four weights shown below are separate weights. The TOTAL WEIGHT was weighed on a full length platform scale. **AXLE WEIGHTS CAN NOT BE CERTIFIED** and are **NOT LEGAL FOR TRADE, however, CAT SCALE COMPANY GUARANTEES THESE WEIGHTS TO BE CORRECT.**

DATE: 1-18-2010

SCALE LOCATION: 278 GEE-CEE'S TRUCKSTOP I-5 AND EXIT 57 TOLEDO WA

STEER AXLE	15040 lb
DRIVE AXLE	40240 lb
TRAILER AXLE	45560 lb
TOTAL WEIGHT	100840 lb
	(40,320 Tare)

30.26 T

COMPANY CELORIE ' TRACTOR # 19 TRAILER # 191

WEIGHER'S SIGNATURE: Cassie Ingrew FEE: 9.00 FULL WEIGH TICKET # (IF REWEIGH)

CASSANDRA L INGRE

ONLY CERTIFIED WEIGHTS APPEAR BELOW THIS LINE

CERTIFIED WEIGHTS (Imprint seal)

GROSS

TARE

NET

WEIGH NUMBER
8240

WEIGHMASTER CERTIFICATE

This is to certify that the following described commodity was weighed, measured, or counted by a Weighmaster, whose signature is on this Certificate, who is a recognized authority of accuracy, as prescribed by State Law.

COMMODITY WEIGHED: FREIGHT ALL KINDS

REMARKS:

TRACTOR LICENSE # TRACTOR #

TRAILER LICENSE # TRAILER #

TRAILER LICENSE # TRAILER #

NAME OF WEIGHMASTER (print):

WEIGHMASTER SIGNATURE:

© CAT SCALE COMPANY® 12/0 (WA)

94448255

TICKET NUMBER

CAT SCALE

CERTIFIED AUTOMATED TRUCK SCALE

CAT SCALE COMPANY
P.O. BOX 630
WALCOTT, IA 52773
(563) 284-6263
www.catscale.com

THE CAT SCALE GUARANTEE

The CAT Scale Company **GUARANTEES** that our scales will give an accurate weight. What makes us different from other scale companies is that we back up our guarantee with cash.©

IF YOU SHOULD GET AN OVERWEIGHT FINE, YOU SHOULD DO THE FOLLOWING TO GET THE PROBLEM RESOLVED:

1) Post bond and request a court date.
2) Call CAT Scale Company direct 24 hours a day at 1-877-CAT-SCALE (toll free).
3) IMMEDIATELY send a copy of the citation, CAT Scale ticket, your name, company, address, and phone number to CAT Scale Company Attn: Operations Manager.

THANK YOU FOR WEIGHING ON CAT SCALE!

The four weights shown below are separate weights. The TOTAL WEIGHT was weighed on a full length platform scale. **AXLE WEIGHTS CAN NOT BE CERTIFIED** and are **NOT LEGAL FOR TRADE, however, CAT SCALE COMPANY GUARANTEES THESE WEIGHTS TO BE CORRECT.**

DATE: 1-19-2010

SCALE LOCATION: 278 GEE-CEE'S TRUCKSTOP I-5 AND EXIT 57 TOLEDO WA

STEER AXLE 22080 lb

DRIVE AXLE 35280 lb

TRAILER AXLE 50280 lb

TOTAL WEIGHT 107620 lb (39940 Tare)

33.54 T

COMPANY CELORIE TRACTOR # 29 TRAILER # 19

WEIGHER'S SIGNATURE: RACHEL WALLACE FEE: 9.00 FULL WEIGH TICKET # (IF REWEIGH)

ONLY CERTIFIED WEIGHTS APPEAR BELOW THIS LINE

CERTIFIED WEIGHTS (imprint seal)

GROSS

TARE

NET

WEIGH NUMBER 8255

WEIGHMASTER CERTIFICATE

This is to certify that the following described commodity was weighed, measured, or counted by a Weighmaster, whose signature is on this Certificate, who is a recognized authority of accuracy, as prescribed by State Law.

COMMODITY WEIGHED: FREIGHT ALL KINDS

REMARKS:

TRACTOR LICENSE # YGPZ852 OR TRACTOR #

TRAILER LICENSE # TRAILER #

TRAILER LICENSE # TRAILER #

NAME OF WEIGHMASTER (print): Ta Ward

WEIGHMASTER SIGNATURE: Ta Ward

© CAT SCALE COMPANY® 12K (WA)

94448256

TICKET NUMBER

CAT SCALE

CERTIFIED AUTOMATED TRUCK SCALE

CAT SCALE COMPANY
P.O. BOX 630
WALCOTT, IA 52773
(563) 284-6263
www.catscale.com

853

94448256

THE CAT SCALE GUARANTEE

The CAT Scale Company **GUARANTEES** that our scales will give an accurate weight. What makes us different from other scale companies is that we back up our guarantee with cash.©

IF YOU SHOULD GET AN OVERWEIGHT FINE, YOU SHOULD DO THE FOLLOWING TO GET THE PROBLEM RESOLVED:

1) Post bond and request a court date.
2) Call CAT Scale Company direct 24 hours a day at 1-877-CAT-SCALE (toll free).
3) IMMEDIATELY send a copy of the citation, CAT Scale ticket, your name, company, address, and phone number to CAT Scale Company Attn: Operations Manager.

THANK YOU FOR WEIGHING ON CAT SCALE

The four weights shown below are separate weights. The TOTAL WEIGHT was weighed on a full length platform scale. **AXLE WEIGHTS CAN NOT BE CERTIFIED** and are **NOT LEGAL FOR TRADE, however, CAT SCALE COMPANY GUARANTEES THESE WEIGHTS TO BE CORRECT.**

DATE: 1-19-2010

SCALE LOCATION: 278 GEE-CEE'S TRUCKSTOP I-5 AND EXIT 57 TOLEDO WA

STEER AXLE 15120 lb

DRIVE AXLE 41300 lb

TRAILER AXLE 49820 lb

TOTAL WEIGHT 106240 lb (40320 Tare)

32.[illegible] Tons

COMPANY CELORIE TRACTOR # 19 TRAILER # 19I

WEIGHER'S SIGNATURE: Tia Ward TIA WARD FEE: 9.00 FULL WEIGH TICKET # (IF REWEIGH)

ONLY CERTIFIED WEIGHTS APPEAR BELOW THIS LINE

CERTIFIED WEIGHTS (imprint seal)

GROSS

TARE

NET

WEIGH NUMBER 8256

WEIGHMASTER CERTIFICATE

This is to certify that the following described commodity was weighed, measured, or counted by a Weighmaster, whose signature is on this Certificate, who is a recognized authority of accuracy, as prescribed by State Law.

COMMODITY WEIGHED: FREIGHT ALL KINDS

REMARKS:

TRACTOR LICENSE # YAFP452 TRACTOR #

TRAILER LICENSE # TRAILER #

TRAILER LICENSE # TRAILER #

NAME OF WEIGHMASTER (print): Tia Ward

94448258

TICKET NUMBER

CERTIFIED AUTOMATED TRUCK SCALE

CAT SCALE COMPANY
P.O. BOX 630
WALCOTT, IA 52773
(563) 284-6263
www.catscale.com

904
94448258

THE CAT SCALE GUARANTEE

The CAT Scale Company **GUARANTEES** that our scales will give an accurate weight. What makes us different from other scale companies is that we back up our guarantee with cash.©

IF YOU SHOULD GET AN OVERWEIGHT FINE, YOU SHOULD DO THE FOLLOWING TO GET THE PROBLEM RESOLVED:

1) Post bond and request a court date.
2) Call CAT Scale Company direct 24 hours a day at 1-877-CAT-SCALE (toll free).
3) IMMEDIATELY send a copy of the citation, CAT Scale ticket, your name, company, address, and phone number to CAT Scale Company Attn: Operations Manager.

THANK YOU FOR WEIGHING ON CAT SCALE!

The four weights shown below are separate weights. The TOTAL WEIGHT was weighed on a full length platform scale. **AXLE WEIGHTS CAN NOT BE CERTIFIED** and are **NOT LEGAL FOR TRADE, however, CAT SCALE COMPANY GUARANTEES THESE WEIGHTS TO BE CORRECT.**

DATE: 1-19-2010

SCALE LOCATION: 278
GEE-CEE'S TRUCKSTOP
I-5 AND EXIT 57
TOLEDO WA

STEER AXLE	19880 lb
DRIVE AXLE	35640 lb
TRAILER AXLE	48400 lb
TOTAL WEIGHT	103920 lb

31,35 tons

WA 98632 (41,220 Tare)

COMPANY CELORIE ' TRACTOR # [illegible] 11 TRAILER # 111

WEIGHER'S SIGNATURE: Rachel Wallace FEE: 9.00 FULL WEIGH TICKET # _____ (IF REWEIGH)

RACHEL WALLACE

ONLY CERTIFIED WEIGHTS APPEAR BELOW THIS LINE

CERTIFIED WEIGHTS (imprint seal)

GROSS

TARE

NET

WEIGH NUMBER
8258

WEIGHMASTER CERTIFICATE

This is to certify that the following described commodity was weighed, measured, or counted by a Weighmaster, whose signature is on this Certificate, who is a recognized authority of accuracy, as prescribed by State Law.

COMMODITY WEIGHED: FREIGHT ALL KINDS

REMARKS: _____

TRACTOR LICENSE # YARC659,OR TRACTOR # 11

TRAILER LICENSE # _____ TRAILER # _____

TRAILER LICENSE # _____ TRAILER # _____

NAME OF WEIGHMASTER (print): Rachel Wallace

WEIGHMASTER SIGNATURE: Rachel Wallace

© CAT SCALE COMPANY 12/08 (WA)

94448257

TICKET NUMBER

CERTIFIED AUTOMATED TRUCK SCALE

CAT SCALE COMPANY
P.O. BOX 630
WALCOTT, IA 52773
(563) 284-6263
www.catscale.com

THE CAT SCALE GUARANTEE

The CAT Scale Company **GUARANTEES** that our scales will give an accurate weight. What makes us different from other scale companies is that we back up our guarantee with cash.©

IF YOU SHOULD GET AN OVERWEIGHT FINE, YOU SHOULD DO THE FOLLOWING TO GET THE PROBLEM RESOLVED:

1) Post bond and request a court date.
2) Call CAT Scale Company direct 24 hours a day at 1-877-CAT-SCALE (toll free).
3) IMMEDIATELY send a copy of the citation, CAT Scale ticket, your name, company, address, and phone number to CAT Scale Company Attn: Operations Manager.

THANK YOU FOR WEIGHING ON CAT SCALE!

The four weights shown below are separate weights. The TOTAL WEIGHT was weighed on a full length platform scale. **AXLE WEIGHTS CAN NOT BE CERTIFIED** and are **NOT LEGAL FOR TRADE, however, CAT SCALE COMPANY GUARANTEES THESE WEIGHTS TO BE CORRECT.**

DATE: 1-19-2010

SCALE LOCATION: 278
GEE-CEE'S TRUCKSTOP
I-5 AND EXIT 57
TOLEDO WA

STEER AXLE	15540 lb
DRIVE AXLE	45720 lb
TRAILER AXLE	49140 lb
TOTAL WEIGHT	110400 lb

(39,520# Tare)

COMPANY WATSON TRACTOR # 45 TRAILER # _____

WEIGHER'S SIGNATURE: [illegible] FEE: 9.00 FULL WEIGH TICKET # _____ (IF REWEIGH)

RACHEL WALLACE

ONLY CERTIFIED WEIGHTS APPEAR BELOW THIS LINE

CERTIFIED WEIGHTS (imprint seal)

GROSS

TARE

NET

WEIGH NUMBER
8257

WEIGHMASTER CERTIFICATE

This is to certify that the following described commodity was weighed, measured, or counted by a Weighmaster, whose signature is on this Certificate, who is a recognized authority of accuracy, as prescribed by State Law.

COMMODITY WEIGHED: FREIGHT ALL KINDS

REMARKS: _____

TRACTOR LICENSE # [illegible] TRACTOR # 45

TRAILER LICENSE # _____ TRAILER # _____

TRAILER LICENSE # _____ TRAILER # _____

NAME OF WEIGHMASTER (print): [illegible]

WEIGHMASTER SIGNATURE: [illegible]

© CAT SCALE COMPANY 12

94448260

TICKET NUMBER

CAT SCALE

CERTIFIED AUTOMATED TRUCK SCALE

CAT SCALE COMPANY
P.O. BOX 630
WALCOTT, IA 52773
(563) 284-6263
www.catscale.com

THE CAT SCALE GUARANTEE

The CAT Scale Company **GUARANTEES** that our scales will give an accurate weight. What makes us different from other scale companies is that we back up our guarantee with cash.©

IF YOU SHOULD GET AN OVERWEIGHT FINE, YOU SHOULD DO THE FOLLOWING TO GET THE PROBLEM RESOLVED:

1) Post bond and request a court date.
2) Call CAT Scale Company direct 24 hours a day at 1-877-CAT-SCALE (toll free).
3) IMMEDIATELY send a copy of the citation, CAT Scale ticket, your name, company, address, and phone number to CAT Scale Company Attn: Operations Manager.

THANK YOU FOR WEIGHING ON CAT SCALE!

The four weights shown below are separate weights. The TOTAL WEIGHT was weighed on a full length platform scale. **AXLE WEIGHTS CAN NOT BE CERTIFIED** and are **NOT LEGAL FOR TRADE, however, CAT SCALE COMPANY GUARANTEES THESE WEIGHTS TO BE CORRECT.**

DATE: 1-19-2010

SCALE LOCATION: 278 GEE-CEE'S TRUCKSTOP I-5 AND EXIT 57 TOLEDO WA

STEER AXLE [illegible]

DRIVE AXLE [illegible]

TRAILER AXLE [illegible]

TOTAL WEIGHT [illegible] (39,640 # Tare)

COMPANY CELORIE TRACTOR # [illegible] TRAILER # [illegible]

WEIGHER'S SIGNATURE: Tia Ward TIA WARD FEE: 9.00 FULL WEIGH TICKET # (IF REWEIGH)

ONLY CERTIFIED WEIGHTS APPEAR BELOW THIS LINE

CERTIFIED WEIGHTS (imprint seal)

GROSS

TARE

NET

WEIGH NUMBER 8260

WEIGHMASTER CERTIFICATE

This is to certify that the following described commodity was weighed, measured, or counted by a Weighmaster, whose signature is on this Certificate, who is a recognized authority of accuracy, as prescribed by State Law.

COMMODITY WEIGHED: FREIGHT ALL KINDS

REMARKS:

TRACTOR LICENSE # YARG409 TRACTOR #

TRAILER LICENSE # TRAILER #

TRAILER LICENSE # TRAILER #

NAME OF WEIGHMASTER (print): Tia Ward

WEIGHMASTER SIGNATURE: Tia Ward

© CAT SCALE COMPANY® 12/0 (WA)

94448271

TICKET NUMBER

CAT SCALE

CERTIFIED AUTOMATED TRUCK SCALE

CAT SCALE COMPANY
P.O. BOX 630
WALCOTT, IA 52773
(563) 284-6263
www.catscale.com

1201
94448271

THE CAT SCALE GUARANTEE

The CAT Scale Company **GUARANTEES** that our scales will give an accurate weight. What makes us different from other scale companies is that we back up our guarantee with cash.©

IF YOU SHOULD GET AN OVERWEIGHT FINE, YOU SHOULD DO THE FOLLOWING TO GET THE PROBLEM RESOLVED:

1) Post bond and request a court date.
2) Call CAT Scale Company direct 24 hours a day at 1-877-CAT-SCALE (toll free).
3) IMMEDIATELY send a copy of the citation, CAT Scale ticket, your name, company, address, and phone number to CAT Scale Company Attn: Operations Manager.

THANK YOU FOR WEIGHING ON CAT SCALE!

The four weights shown below are separate weights. The TOTAL WEIGHT was weighed on a full length platform scale. **AXLE WEIGHTS CAN NOT BE CERTIFIED** and are **NOT LEGAL FOR TRADE, however, CAT SCALE COMPANY GUARANTEES THESE WEIGHTS TO BE CORRECT.**

DATE: 1-19-2010

SCALE LOCATION: 278 GEE-CEE'S TRUCKSTOP I-5 AND EXIT 57 TOLEDO WA

STEER AXLE 22360 lb

DRIVE AXLE 33480 lb

TRAILER AXLE 49540 lb

TOTAL WEIGHT 105380 lb (39,940 Tare)

32.72 T

COMPANY CELORIE TRACTOR # 22 TRAILER # 22T

WEIGHER'S SIGNATURE: Tia Ward TIA WARD FEE: 9.00 FULL WEIGH TICKET # (IF REWEIGH)

ONLY CERTIFIED WEIGHTS APPEAR BELOW THIS LINE

CERTIFIED WEIGHTS (imprint seal)

GROSS

TARE

NET

WEIGH NUMBER 8271

WEIGHMASTER CERTIFICATE

This is to certify that the following described commodity was weighed, measured, or counted by a Weighmaster, whose signature is on this Certificate, who is a recognized authority of accuracy, as prescribed by State Law.

COMMODITY WEIGHED: FREIGHT ALL KINDS

REMARKS:

TRACTOR LICENSE # YAPZ832 TRACTOR #

TRAILER LICENSE # TRAILER #

TRAILER LICENSE # TRAILER #

NAME OF WEIGHMASTER (print): Tia Ward

WEIGHMASTER SIGNATURE: Tia Ward

© CAT SCALE COMPANY® 12/0 (WA)

94448272

TICKET NUMBER

CERTIFIED AUTOMATED TRUCK SCALE

CAT SCALE COMPANY
P.O. BOX 630
WALCOTT, IA 52773
(563) 284-6263
www.catscale.com

1206
94448272

THE CAT SCALE GUARANTEE

The CAT Scale Company **GUARANTEES** that our scales will give an accurate weight. What makes us different from other scale companies is that we back up our guarantee with cash.©

IF YOU SHOULD GET AN OVERWEIGHT FINE, YOU SHOULD DO THE FOLLOWING TO GET THE PROBLEM RESOLVED:

1) Post bond and request a court date.
2) Call CAT Scale Company direct 24 hours a day at 1-877-CAT-SCALE (toll free).
3) IMMEDIATELY send a copy of the citation, CAT Scale ticket, your name, company, address, and phone number to CAT Scale Company Attn: Operations Manager.

THANK YOU FOR WEIGHING ON CAT SCALE!

The four weights shown below are separate weights. The TOTAL WEIGHT was weighed on a full length platform scale. **AXLE WEIGHTS CAN NOT BE CERTIFIED** and are **NOT LEGAL FOR TRADE, however, CAT SCALE COMPANY GUARANTEES THESE WEIGHTS TO BE CORRECT.**

DATE: 1-19-2010

SCALE LOCATION: 278
GEE-CEE'S TRUCKSTOP
I-5 AND EXIT 57
TOLEDO WA

STEER AXLE	16480 lb
DRIVE AXLE	40540 lb
TRAILER AXLE	48200 lb
TOTAL WEIGHT	105220 lb

32.45 Tons
(90,320 lbs Tare)

COMPANY CELORIE ' TRACTOR # 19 TRAILER # 191

WEIGHER'S SIGNATURE: Tia Ward TIA WARD FEE: 9.00 FULL WEIGH TICKET # (IF REWEIGH)

ONLY CERTIFIED WEIGHTS APPEAR BELOW THIS LINE

CERTIFIED WEIGHTS (imprint seal)

GROSS

TARE

NET

WEIGH NUMBER
8272

WEIGHMASTER CERTIFICATE

This is to certify that the following described commodity was weighed, measured, or counted by a Weighmaster, whose signature is on this Certificate, who is a recognized authority of accuracy, as prescribed by State Law.

COMMODITY WEIGHED: FREIGHT ALL KINDS
REMARKS:
TRACTOR LICENSE # YAPT445 TRACTOR #
TRAILER LICENSE # TRAILER #
TRAILER LICENSE # TRAILER #
NAME OF WEIGHMASTER (print): Tia Ward
WEIGHMASTER SIGNATURE: Tia Ward

© CAT SCALE COMPANY 12/ (WA)

94448274

TICKET NUMBER

CERTIFIED AUTOMATED TRUCK SCALE

CAT SCALE COMPANY
P.O. BOX 630
WALCOTT, IA 52773
(563) 284-6263
www.catscale.com

1218
94448274

THE CAT SCALE GUARANTEE

The CAT Scale Company **GUARANTEES** that our scales will give an accurate weight. What makes us different from other scale companies is that we back up our guarantee with cash.©

IF YOU SHOULD GET AN OVERWEIGHT FINE, YOU SHOULD DO THE FOLLOWING TO GET THE PROBLEM RESOLVED:

1) Post bond and request a court date.
2) Call CAT Scale Company direct 24 hours a day at 1-877-CAT-SCALE (toll free).
3) IMMEDIATELY send a copy of the citation, CAT Scale ticket, your name, company, address, and phone number to CAT Scale Company Attn: Operations Manager.

THANK YOU FOR WEIGHING ON CAT SCALE!

The four weights shown below are separate weights. The TOTAL WEIGHT was weighed on a full length platform scale. **AXLE WEIGHTS CAN NOT BE CERTIFIED** and are **NOT LEGAL FOR TRADE, however, CAT SCALE COMPANY GUARANTEES THESE WEIGHTS TO BE CORRECT.**

DATE: 1-19-2010

SCALE LOCATION: 278
GEE-CEE'S TRUCKSTOP
I-5 AND EXIT 57
TOLEDO WA

STEER AXLE	20980 lb
DRIVE AXLE	34880 lb
TRAILER AXLE	49140 lb
TOTAL WEIGHT	105000 lb

31.5
(41,200 lbs Tare)

COMPANY CELORIE BROS TRACTOR # 11 TRAILER # 111

WEIGHER'S SIGNATURE: Rachel Wallace RACHEL WALLACE FEE: 9.00 FULL WEIGH TICKET # (IF REWEIGH)

ONLY CERTIFIED WEIGHTS APPEAR BELOW THIS LINE

CERTIFIED WEIGHTS (imprint seal)

GROSS

TARE

NET

WEIGH NUMBER
8274

WEIGHMASTER CERTIFICATE

This is to certify that the following described commodity was weighed, measured, or counted by a Weighmaster, whose signature is on this Certificate, who is a recognized authority of accuracy, as prescribed by State Law.

COMMODITY WEIGHED: FREIGHT ALL KINDS
REMARKS:
TRACTOR LICENSE # YAK658, OR TRACTOR #
TRAILER LICENSE # TRAILER #
TRAILER LICENSE # TRAILER #
NAME OF WEIGHMASTER (print): Rachel Wallace
WEIGHMASTER SIGNATURE:

© CAT SCALE COMPANY 12/

94448275

TICKET NUMBER

CERTIFIED AUTOMATED TRUCK SCALE

CAT SCALE COMPANY
P.O. BOX 630
WALCOTT, IA 52773
(563) 284-6263
www.catscale.com

THE CAT SCALE GUARANTEE

The CAT Scale Company **GUARANTEES** that our scales will give an accurate weight. What makes us different from other scale companies is that we back up our guarantee with cash.©

IF YOU SHOULD GET AN OVERWEIGHT FINE, YOU SHOULD DO THE FOLLOWING TO GET THE PROBLEM RESOLVED:

1) Post bond and request a court date.
2) Call CAT Scale Company direct 24 hours a day at 1-877-CAT-SCALE (toll free).
3) IMMEDIATELY send a copy of the citation, CAT Scale ticket, your name, company, address, and phone number to CAT Scale Company Attn: Operations Manager.

THANK YOU FOR WEIGHING ON CAT SCALE

The four weights shown below are separate weights. The TOTAL WEIGHT was weighed on a full length platform scale. **AXLE WEIGHTS CAN NOT BE CERTIFIED** and are **NOT LEGAL FOR TRADE, however, CAT SCALE COMPANY GUARANTEES THESE WEIGHTS TO BE CORRECT.**

DATE: 1-19-2010

SCALE LOCATION: 278
GEE-CEE'S TRUCKSTOP
I-5 AND EXIT 57
TOLEDO WA

STEER AXLE
DRIVE AXLE
TRAILER AXLE
TOTAL WEIGHT (39,520 Tare) Josh

COMPANY WATSON TRACTOR # TRAILER #

WEIGHER'S SIGNATURE: RACHEL WALLACE FEE: .00 FULL WEIGH TICKET # (IF REWEIGH)

ONLY CERTIFIED WEIGHTS APPEAR BELOW THIS LINE

CERTIFIED WEIGHTS (imprint seal)

GROSS

TARE

NET

WEIGH NUMBER 8275

WEIGHMASTER CERTIFICATE

This is to certify that the following described commodity was weighed, measured, or counted by a Weighmaster, whose signature is on this Certificate, who is a recognized authority of accuracy, as prescribed by State Law.

COMMODITY WEIGHED: FREIGHT ALL KINDS
REMARKS:
TRACTOR LICENSE # WA TRACTOR #
TRAILER LICENSE # TRAILER #
TRAILER LICENSE # TRAILER #

NAME OF WEIGHMASTER (print):
WEIGHMASTER SIGNATURE:

©CAT SCALE COMPANY 1 (WA)

94448276

TICKET NUMBER

CERTIFIED AUTOMATED TRUCK SCALE

CAT SCALE COMPANY
P.O. BOX 630
WALCOTT, IA 52773
(563) 284-6263
www.catscale.com

1228
94448276

THE CAT SCALE GUARANTEE

The CAT Scale Company **GUARANTEES** that our scales will give an accurate weight. What makes us different from other scale companies is that we back up our guarantee with cash.©

IF YOU SHOULD GET AN OVERWEIGHT FINE, YOU SHOULD DO THE FOLLOWING TO GET THE PROBLEM RESOLVED:

1) Post bond and request a court date.
2) Call CAT Scale Company direct 24 hours a day at 1-877-CAT-SCALE (toll free).
3) IMMEDIATELY send a copy of the citation, CAT Scale ticket, your name, company, address, and phone number to CAT Scale Company Attn: Operations Manager.

THANK YOU FOR WEIGHING ON CAT SCALE

The four weights shown below are separate weights. The TOTAL WEIGHT was weighed on a full length platform scale. **AXLE WEIGHTS CAN NOT BE CERTIFIED** and are **NOT LEGAL FOR TRADE, however, CAT SCALE COMPANY GUARANTEES THESE WEIGHTS TO BE CORRECT.**

DATE: 1-19-2010

SCALE LOCATION: 278
GEE-CEE'S TRUCKSTOP
I-5 AND EXIT 57
TOLEDO WA

STEER AXLE 15380 lb
DRIVE AXLE 40480 lb
TRAILER AXLE 47280 lb
TOTAL WEIGHT 103140 lb tons
(39,640 Tare) 3175

COMPANY CLORIE BROS TRACTOR # 10 TRAILER # 101

WEIGHER'S SIGNATURE: EDDIE LOPEZ FEE: 9.00 FULL WEIGH TICKET # (IF REWEIGH)

ONLY CERTIFIED WEIGHTS APPEAR BELOW THIS LINE

CERTIFIED WEIGHTS (imprint seal)

GROSS

TARE

NET

WEIGH NUMBER 8276

WEIGHMASTER CERTIFICATE

This is to certify that the following described commodity was weighed, measured, or counted by a Weighmaster, whose signature is on this Certificate, who is a recognized authority of accuracy, as prescribed by State Law.

COMMODITY WEIGHED: FREIGHT ALL KINDS
REMARKS:
TRACTOR LICENSE # TRACTOR #
TRAILER LICENSE # TRAILER #
TRAILER LICENSE # TRAILER #

NAME OF WEIGHMASTER (print): Rachel Wallace
WEIGHMASTER SIGNATURE:

©CAT SCALE COMPANY 12

TRUCK LOG SHEET

Ctrl #	DATE	TIME	CUSTOMER	HAULER, DRIVER & TRUCK#	GROSS/TARE WGT (LBS)	TICKET #	SYSTEM ID# (OFFICE USE ONLY)
3679	1-20-10	5:45	Port of Olympia	Celorie #11 Mike	106320 41-220	8289	
3680	1-20-10	545	" "	Celorie 10; Les	106260 39640	8291	
3681	1-20-10	545	"	" Mark 22	107960 39940	8287	
3682	1-20-10	5:45	"	" Jon 19	105080 40320	8288	
3683	~~1-20-10~~	~~550~~	~~Solutions~~	~~[illegible]~~	~~[illegible]~~		
3684	~~1-20-10~~	~~6:00~~	~~River, Oak~~	~~[illegible]~~	~~[illegible]~~	~~[illegible]~~	

*** * * REMEMBER 25 MPH MAX SPEED THRU RESIDENTIAL AREAS * * ***

TRUCK LOG SHEET

Ctrl #	DATE	TIME	CUSTOMER	HAULER, DRIVER & TRUCK#	GROSS/TARE WGT (LBS)		TICKET #	SYSTEM ID# (OFFICE USE ONLY)
3685	~~1-20-10~~	~~6:26~~	~~Schnitzer~~	~~Wilkins Stuart 08-103~~	~~102680~~	~~40320~~		
3686	1-20-10	630	Port of Oly	Watson "Josh" 25	101900	-39520	8290	
3687	~~1-20-10~~	~~6:50~~	~~Rivergate~~	~~CRT Brian 19~~	~~89,060~~	~~41,600~~	~~10040~~	
3688	~~1/20/10~~	~~6:30~~	~~Schnitzer~~	~~Wilkins JT 08101~~	~~101440~~	~~40840~~		
3689	1/20	7:15	Rivergate	~~WWM Darry~~	88000	40220	10041	
3690	1/20	~~9:52~~	~~Rivergate~~	~~WWM Jeff D 045~~	~~88,480~~	~~41,740~~	~~10042~~	
3691	~~1-20-10~~	8:45	SCHNITZER	WILKINS Tommy 08-100	103.500	40.920		
3692	1-20-10	915	Port of Olympia	Celorie Mark 22	107200	39940	8303	
3693	1-20-10	9:20	Port of Olympia	Celorie #11 Mike	109140	41220	8304	
3694	1-20	9:23	" " "	" Jon 19	102980	40320	8305	
3695	1-20	930	"	" Les 10	110300	39460	8306	
3696	1-20	10	Port of Oly	Watson Josh 25	98700	39520	8309	
3697	~~1-20-10~~	~~11:24~~	~~Schnitzer~~	~~WILKINS, Stuart, 08-103~~	~~101280~~	~~40660~~		
3698	~~1-20-10~~	~~11:40~~	~~OSL RECYCLE~~	~~Jordan #841~~	~~86,580~~	~~41,951~~	~~17729~~	
3699	1-20-10	1230	Port of Olympia	Celorie Mark #22	106280	39940	8316	
3700	1-20-10	12:33	Port of Olympia	Celorie #11 Mike	104140	41220	8317	
3701	1-20-10	12:37	"	celorie Jon #19	105040	40320	8318	
3702	~~1-20-10~~	~~12:40~~	~~SCHNITZER~~	~~Wilkins Tommy 08-100~~	~~102.480~~	~~40680~~		
3703	1-20-10	1255	Port of Olympia	Celorie 10	101240	39640	8319	
3704	~~1-20-10~~	~~1:05~~	~~Schnitzer~~	~~Wilkins Glenn 07-81~~	~~98,120~~	~~40,360~~		
3705	1-20-10	1:05	Port of Oly	Watson "Josh" 25	95,400	39,520	8324	
3706	1-21-10	5:45	Port of Olympia	Celorie #11 Mike	104800	41220	8333	
3707	1-21-10	5:46	" "	Celorie 19 Jon	107360	40320	8334	
3708	1-21-10	550	" "	" 22 Mark	107620	39940	8332	

* * * REMEMBER 25 MPH MAX SPEED THRU RESIDENTIAL AREAS * * *

94448289

TICKET NUMBER

CERTIFIED AUTOMATED TRUCK SCALE

CAT SCALE COMPANY
P.O. BOX 630
WALCOTT, IA 52773
(563) 284-6263
www.catscale.com

1548
94448289

THE CAT SCALE GUARANTEE

The CAT Scale Company **GUARANTEES** that our scales will give an accurate weight. What makes us different from other scale companies is that we back up our guarantee with cash.©

IF YOU SHOULD GET AN OVERWEIGHT FINE, YOU SHOULD DO THE FOLLOWING TO GET THE PROBLEM RESOLVED:

1) Post bond and request a court date.
2) Call CAT Scale Company direct 24 hours a day at 1-877-CAT-SCALE (toll free).
3) IMMEDIATELY send a copy of the citation, CAT Scale ticket, your name, company, address, and phone number to CAT Scale Company Attn: Operations Manager.

THANK YOU FOR WEIGHING ON CAT SCALE

The four weights shown below are separate weights. The TOTAL WEIGHT was weighed on a full length platform scale. **AXLE WEIGHTS CAN NOT BE CERTIFIED** and are **NOT LEGAL FOR TRADE, however, CAT SCALE COMPANY GUARANTEES THESE WEIGHTS TO BE CORRECT.**

DATE: 1-19-2010

SCALE LOCATION: 278
GEE-CEE'S TRUCKSTOP
I-5 AND EXIT 57
TOLEDO WA

STEER AXLE	20300 lb
DRIVE AXLE	34880 lb
TRAILER AXLE	51140 lb
TOTAL WEIGHT	106320 lb

(41,220 Tare)

COMPANY CELORIE TRACTOR # 11 TRAILER # 111

WEIGHER'S SIGNATURE: EDDIE LOPEZ FEE: 9.00 FULL WEIGH TICKET # (IF REWEIGH)

ONLY CERTIFIED WEIGHTS APPEAR BELOW THIS LINE

CERTIFIED WEIGHTS (imprint seal)

GROSS

TARE

NET

WEIGH NUMBER
8289

WEIGHMASTER CERTIFICATE

This is to certify that the following described commodity was weighed, measured, or counted by a Weighmaster, whose signature is on this Certificate, who is a recognized authority of accuracy, as prescribed by State Law.

COMMODITY WEIGHED: FREIGHT ALL KINDS
REMARKS: Certifyweight
TRACTOR LICENSE # YARC-1658 OR TRACTOR #
TRAILER LICENSE # TRAILER #
TRAILER LICENSE # TRAILER #
NAME OF WEIGHMASTER (print):
WEIGHMASTER SIGNATURE:

© CAT SCALE COMPANY (WA)

94448291

TICKET NUMBER

CERTIFIED AUTOMATED TRUCK SCALE

CAT SCALE COMPANY
P.O. BOX 630
WALCOTT, IA 52773
(563) 284-6263
www.catscale.com

1551
94448291

THE CAT SCALE GUARANTEE

The CAT Scale Company **GUARANTEES** that our scales will give an accurate weight. What makes us different from other scale companies is that we back up our guarantee with cash.©

IF YOU SHOULD GET AN OVERWEIGHT FINE, YOU SHOULD DO THE FOLLOWING TO GET THE PROBLEM RESOLVED:

1) Post bond and request a court date.
2) Call CAT Scale Company direct 24 hours a day at 1-877-CAT-SCALE (toll free).
3) IMMEDIATELY send a copy of the citation, CAT Scale ticket, your name, company, address, and phone number to CAT Scale Company Attn: Operations Manager.

THANK YOU FOR WEIGHING ON CAT SCALE

The four weights shown below are separate weights. The TOTAL WEIGHT was weighed on a full length platform scale. **AXLE WEIGHTS CAN NOT BE CERTIFIED** and are **NOT LEGAL FOR TRADE, however, CAT SCALE COMPANY GUARANTEES THESE WEIGHTS TO BE CORRECT.**

DATE: 1-19-2010

SCALE LOCATION: 278
GEE-CEE'S TRUCKSTOP
I-5 AND EXIT 57
TOLEDO WA

STEER AXLE	14940 lb
DRIVE AXLE	37880 lb
TRAILER AXLE	53440 lb
TOTAL WEIGHT	106260 lb

(39,640 Tare)

COMPANY CELORIE TRACTOR # 10 TRAILER # 101

WEIGHER'S SIGNATURE: CASSANDRA INGRE FEE: 9.00 FULL WEIGH TICKET # (IF REWEIGH)

ONLY CERTIFIED WEIGHTS APPEAR BELOW THIS LINE

CERTIFIED WEIGHTS (imprint seal)

GROSS

TARE

NET

WEIGH NUMBER
8291

WEIGHMASTER CERTIFICATE

This is to certify that the following described commodity was weighed, measured, or counted by a Weighmaster, whose signature is on this Certificate, who is a recognized authority of accuracy, as prescribed by State Law.

COMMODITY WEIGHED: FREIGHT ALL KINDS
REMARKS:
TRACTOR LICENSE # YARG409 OR TRACTOR #
TRAILER LICENSE # TRAILER #
TRAILER LICENSE # TRAILER #
NAME OF WEIGHMASTER (print):
WEIGHMASTER SIGNATURE:

© CAT SCALE COMPANY (WA)

94448287

TICKET NUMBER

CAT SCALE

CERTIFIED AUTOMATED TRUCK SCALE

CAT SCALE COMPANY
P.O. BOX 630
WALCOTT, IA 52773
(563) 284-6263
www.catscale.com

1537

94448287

THE CAT SCALE GUARANTEE

The CAT Scale Company **GUARANTEES** that our scales will give an accurate weight. What makes us different from other scale companies is that we back up our guarantee with cash.©

IF YOU SHOULD GET AN OVERWEIGHT FINE, YOU SHOULD DO THE FOLLOWING TO GET THE PROBLEM RESOLVED:

1) Post bond and request a court date.
2) Call CAT Scale Company direct 24 hours a day at 1-877-CAT-SCALE (toll free).
3) IMMEDIATELY send a copy of the citation, CAT Scale ticket, your name, company, address, and phone number to CAT Scale Company Attn: Operations Manager.

THANK YOU FOR WEIGHING ON CAT SCALE

The four weights shown below are separate weights. The TOTAL WEIGHT was weighed on a full length platform scale. **AXLE WEIGHTS CAN NOT BE CERTIFIED** and are **NOT LEGAL FOR TRADE, however, CAT SCALE COMPANY GUARANTEES THESE WEIGHTS TO BE CORRECT.**

DATE: 1-19-2010

SCALE LOCATION: 278 GEE-CEE'S TRUCKSTOP I-5 AND EXIT 57 TOLEDO WA

STEER AXLE	19340 lb
DRIVE AXLE	37100 lb
TRAILER AXLE	51520 lb
TOTAL WEIGHT	107960 lb (39940 Tare)

34.01 T

COMPANY CELORIE TRACTOR # 22 TRAILER # 22T

WEIGHER'S SIGNATURE: Cassie Lingren CASSANDRA LINGRE FEE: 9.00 FULL WEIGH TICKET # (IF REWEIGH)

ONLY CERTIFIED WEIGHTS APPEAR BELOW THIS LINE

CERTIFIED WEIGHTS (imprint seal)

GROSS

TARE

NET

WEIGH NUMBER 8287

WEIGHMASTER CERTIFICATE

This is to certify that the following described commodity was weighed, measured, or counted by a Weighmaster, whose signature is on this Certificate, who is a recognized authority of accuracy, as prescribed by State Law.

COMMODITY WEIGHED: FREIGHT ALL KINDS

REMARKS: Certify weight

TRACTOR LICENSE # TRACTOR #

TRAILER LICENSE # TRAILER #

TRAILER LICENSE # TRAILER #

NAME OF WEIGHMASTER (print): CASSANDRA Lingren

WEIGHMASTER SIGNATURE: Cat M. Lingren

© CAT SCALE COMPANY * 1 (WA)

94448288

TICKET NUMBER

CAT SCALE

CERTIFIED AUTOMATED TRUCK SCALE

CAT SCALE COMPANY
P.O. BOX 630
WALCOTT, IA 52773
(563) 284-6263
www.catscale.com

1540

94448288

THE CAT SCALE GUARANTEE

The CAT Scale Company **GUARANTEES** that our scales will give an accurate weight. What makes us different from other scale companies is that we back up our guarantee with cash.©

IF YOU SHOULD GET AN OVERWEIGHT FINE, YOU SHOULD DO THE FOLLOWING TO GET THE PROBLEM RESOLVED:

1) Post bond and request a court date.
2) Call CAT Scale Company direct 24 hours a day at 1-877-CAT-SCALE (toll free).
3) IMMEDIATELY send a copy of the citation, CAT Scale ticket, your name, company, address, and phone number to CAT Scale Company Attn: Operations Manager.

THANK YOU FOR WEIGHING ON CAT SCALE

The four weights shown below are separate weights. The TOTAL WEIGHT was weighed on a full length platform scale. **AXLE WEIGHTS CAN NOT BE CERTIFIED** and are **NOT LEGAL FOR TRADE, however, CAT SCALE COMPANY GUARANTEES THESE WEIGHTS TO BE CORRECT.**

DATE: 1-19-2010

SCALE LOCATION: 278 GEE-CEE'S TRUCKSTOP I-5 AND EXIT 57 TOLEDO WA

STEER AXLE	15840 lb
DRIVE AXLE	42120 lb
TRAILER AXLE	47120 lb
TOTAL WEIGHT	105080 lb (40,320 Tare)

-2.3

COMPANY CELORIE TRACTOR # 19 TRAILER # 19T

WEIGHER'S SIGNATURE: Cat M. Lingren CASSANDRA LINGRE FEE: 9.00 FULL WEIGH TICKET # (IF REWEIGH)

ONLY CERTIFIED WEIGHTS APPEAR BELOW THIS LINE

CERTIFIED WEIGHTS (imprint seal)

GROSS

TARE

NET

WEIGH NUMBER 8288

WEIGHMASTER CERTIFICATE

This is to certify that the following described commodity was weighed, measured, or counted by a Weighmaster, whose signature is on this Certificate, who is a recognized authority of accuracy, as prescribed by State Law.

COMMODITY WEIGHED: FREIGHT ALL KINDS

REMARKS: Certify weight

TRACTOR LICENSE # YAPT 448-DK TRACTOR #

TRAILER LICENSE # TRAILER #

TRAILER LICENSE # TRAILER #

NAME OF WEIGHMASTER (print): CASSANDRA Lingren

WEIGHMASTER SIGNATURE: Cat M. Lingren

© CAT SCALE COMPANY * 1 (WA)

94448290

TICKET NUMBER

CAT SCALE

CERTIFIED AUTOMATED TRUCK SCALE

CAT SCALE COMPANY
P.O. BOX 630
WALCOTT, IA 52773
(563) 284-6263
www.catscale.com

[redacted]

THE CAT SCALE GUARANTEE

The CAT Scale Company **GUARANTEES** that our scales will give an accurate weight. What makes us different from other scale companies is that we back up our guarantee with cash.©

IF YOU SHOULD GET AN OVERWEIGHT FINE, YOU SHOULD DO THE FOLLOWING TO GET THE PROBLEM RESOLVED:

1) Post bond and request a court date.
2) Call CAT Scale Company direct 24 hours a day at 1-877-CAT-SCALE (toll free).
3) IMMEDIATELY send a copy of the citation, CAT Scale ticket, your name, company, address, and phone number to CAT Scale Company Attn: Operations Manager.

THANK YOU FOR WEIGHING ON CAT SCALE

The four weights shown below are separate weights. The TOTAL WEIGHT was weighed on a full length platform scale. **AXLE WEIGHTS CAN NOT BE CERTIFIED** and are **NOT LEGAL FOR TRADE, however, CAT SCALE COMPANY GUARANTEES THESE WEIGHTS TO BE CORRECT.**

DATE: 1-19-2010

SCALE LOCATION: 278 GEE-CEE'S TRUCKSTOP I-5 AND EXIT 57 TOLEDO WA

STEER AXLE	17640	lb
DRIVE AXLE	40140	lb
TRAILER AXLE	44140	lb
TOTAL WEIGHT	101920	lb
	(39520 Tare)	

31.19

COMPANY CELORIE TRACTOR # [redacted] TRAILER # [redacted]

WEIGHER'S SIGNATURE Cassandra Ingre FEE: 9.00 FULL WEIGH TICKET # _____ (IF REWEIGH)

CASSANDRA INGRE

ONLY CERTIFIED WEIGHTS APPEAR BELOW THIS LINE

CERTIFIED WEIGHTS (imprint seal)

GROSS

TARE

NET

WEIGH NUMBER 8290

WEIGHMASTER CERTIFICATE

This is to certify that the following described commodity was weighed, measured, or counted by a Weighmaster, whose signature is on this Certificate, who is a recognized authority of accuracy, as prescribed by State Law.

Material Recovery | Transfer Facility
PO Box 188
Longview, WA 98632

COMMODITY WEIGHED: FREIGHT ALL KINDS

REMARKS: Certify weight

TRACTOR LICENSE # VAPN6976 TRACTOR # _____

TRAILER LICENSE # _____ TRAILER # _____

TRAILER LICENSE # _____ TRAILER # _____

NAME OF WEIGHMASTER (print): CASSANDRA INGRE

WEIGHMASTER SIGNATURE: Cassandra Ingre

© CAT SCALE COMPANY® 12/ (WA)

94448303

TICKET NUMBER

CAT SCALE

CERTIFIED AUTOMATED TRUCK SCALE

CAT SCALE COMPANY
P.O. BOX 630
WALCOTT, IA 52773
(563) 284-6263
www.catscale.com

836
94448303

THE CAT SCALE GUARANTEE

The CAT Scale Company **GUARANTEES** that our scales will give an accurate weight. What makes us different from other scale companies is that we back up our guarantee with cash.©

IF YOU SHOULD GET AN OVERWEIGHT FINE, YOU SHOULD DO THE FOLLOWING TO GET THE PROBLEM RESOLVED:

1) Post bond and request a court date.
2) Call CAT Scale Company direct 24 hours a day at 1-877-CAT-SCALE (toll free).
3) IMMEDIATELY send a copy of the citation, CAT Scale ticket, your name, company, address, and phone number to CAT Scale Company Attn: Operations Manager.

THANK YOU FOR WEIGHING ON CAT SCALE

The four weights shown below are separate weights. The TOTAL WEIGHT was weighed on a full length platform scale. **AXLE WEIGHTS CAN NOT BE CERTIFIED** and are **NOT LEGAL FOR TRADE, however, CAT SCALE COMPANY GUARANTEES THESE WEIGHTS TO BE CORRECT.**

DATE: 1-20-2010

SCALE LOCATION: 278 GEE-CEE'S TRUCKSTOP I-5 AND EXIT 57 TOLEDO WA

STEER AXLE	25200	lb
DRIVE AXLE	33760	lb
TRAILER AXLE	48240	lb
TOTAL WEIGHT	107200	lb
	(39940 Tare)	

3.09 X6

COMPANY CELORIE BROS TRACTOR # 22 TRAILER # 22T

WEIGHER'S SIGNATURE Rachel Wallace FEE: 9.00 FULL WEIGH TICKET # _____ (IF REWEIGH)

RACHEL WALLACE

ONLY CERTIFIED WEIGHTS APPEAR BELOW THIS LINE

CERTIFIED WEIGHTS (imprint seal)

GROSS

TARE

NET

WEIGH NUMBER 8303

WEIGHMASTER CERTIFICATE

This is to certify that the following described commodity was weighed, measured, or counted by a Weighmaster, whose signature is on this Certificate, who is a recognized authority of accuracy, as prescribed by State Law.

Material Recovery | Transfer Facility
PO Box 188
Longview, WA 98632
(360) 577-4618

COMMODITY WEIGHED: FREIGHT ALL KINDS

REMARKS: _____

TRACTOR LICENSE # VAP1932 TRACTOR # [redacted]

TRAILER LICENSE # [redacted] TRAILER # [redacted]

TRAILER LICENSE # [redacted] TRAILER # [redacted]

NAME OF WEIGHMASTER (print): Rachel Wallace

WEIGHMASTER SIGNATURE: Rachel Wallace

© CAT SCALE COMPANY® 12/ (WA)

94448304

TICKET NUMBER

CAT SCALE

CERTIFIED AUTOMATED TRUCK SCALE

CAT SCALE COMPANY
P.O. BOX 630
WALCOTT, IA 52773
(563) 284-6263
www.catscale.com

841
94448304

THE CAT SCALE GUARANTEE

The CAT Scale Company **GUARANTEES** that our scales will give an accurate weight. What makes us different from other scale companies is that we back up our guarantee with cash.©

IF YOU SHOULD GET AN OVERWEIGHT FINE, YOU SHOULD DO THE FOLLOWING TO GET THE PROBLEM RESOLVED:

1) Post bond and request a court date.
2) Call CAT Scale Company direct 24 hours a day at 1-877-CAT-SCALE (toll free).
3) IMMEDIATELY send a copy of the citation, CAT Scale ticket, your name, company, address, and phone number to CAT Scale Company Attn: Operations Manager.

THANK YOU FOR WEIGHING ON CAT SCALE

The four weights shown below are separate weights. The TOTAL WEIGHT was weighed on a full length platform scale. **AXLE WEIGHTS CAN NOT BE CERTIFIED** and are **NOT LEGAL FOR TRADE, however, CAT SCALE COMPANY GUARANTEES THESE WEIGHTS TO BE CORRECT.**

DATE: 1-20-2010

SCALE LOCATION: 278
GEE-CEE'S TRUCKSTOP
I-5 AND EXIT 57
TOLEDO WA

STEER AXLE	21800 lb
DRIVE AXLE	37580 lb
TRAILER AXLE	49760 lb
TOTAL WEIGHT	109140 lb

33,96 ton

(41220 Tare)

COMPANY GLORIE BROS TRACTOR # 11 TRAILER # 11T

WEIGHER'S SIGNATURE: Rachel Wallace FEE: 9.00 FULL WEIGH TICKET # _____ (IF REWEIGH)

RACHEL WALLACE

ONLY CERTIFIED WEIGHTS APPEAR BELOW THIS LINE

CERTIFIED WEIGHTS (imprint seal)

GROSS

TARE

NET

WEIGH NUMBER
8304

WEIGHMASTER CERTIFICATE

This is to certify that the following described commodity was weighed, measured, or counted by a Weighmaster, whose signature is on this Certificate, who is a recognized authority of accuracy, as prescribed by State Law.

COMMODITY WEIGHED: FREIGHT ALL KINDS

REMARKS: _____

TRACTOR LICENSE # [illegible] TRACTOR # [illegible]

TRAILER LICENSE # [illegible] TRAILER # [illegible]

TRAILER LICENSE # _____ TRAILER # _____

NAME OF WEIGHMASTER (print): Rachel Wallace

WEIGHMASTER SIGNATURE: Rachel Wallace

© CAT SCALE COMPANY® 12 (WA)

94448305

TICKET NUMBER

CAT SCALE

CERTIFIED AUTOMATED TRUCK SCALE

CAT SCALE COMPANY
P.O. BOX 630
WALCOTT, IA 52773
(563) 284-6263
www.catscale.com

848
94448305

THE CAT SCALE GUARANTEE

The CAT Scale Company **GUARANTEES** that our scales will give an accurate weight. What makes us different from other scale companies is that we back up our guarantee with cash.©

IF YOU SHOULD GET AN OVERWEIGHT FINE, YOU SHOULD DO THE FOLLOWING TO GET THE PROBLEM RESOLVED:

1) Post bond and request a court date.
2) Call CAT Scale Company direct 24 hours a day at 1-877-CAT-SCALE (toll free).
3) IMMEDIATELY send a copy of the citation, CAT Scale ticket, your name, company, address, and phone number to CAT Scale Company Attn: Operations Manager.

THANK YOU FOR WEIGHING ON CAT SCALE

The four weights shown below are separate weights. The TOTAL WEIGHT was weighed on a full length platform scale. **AXLE WEIGHTS CAN NOT BE CERTIFIED** and are **NOT LEGAL FOR TRADE, however, CAT SCALE COMPANY GUARANTEES THESE WEIGHTS TO BE CORRECT.**

DATE: 1-20-2010

SCALE LOCATION: 278
GEE-CEE'S TRUCKSTOP
I-5 AND EXIT 57
TOLEDO WA

STEER AXLE	17580 lb
DRIVE AXLE	38880 lb
TRAILER AXLE	46520 lb
TOTAL WEIGHT	102980 lb

3133 Ton 3

(40,320 Tare)

COMPANY GLORIE ' TRACTOR # 19 TRAILER # 19T

WEIGHER'S SIGNATURE: Tia Ward FEE: 9.00 FULL WEIGH TICKET # _____ (IF REWEIGH)

TIA WARD

ONLY CERTIFIED WEIGHTS APPEAR BELOW THIS LINE

CERTIFIED WEIGHTS (imprint seal)

GROSS

TARE

NET

WEIGH NUMBER
8305

WEIGHMASTER CERTIFICATE

This is to certify that the following described commodity was weighed, measured, or counted by a Weighmaster, whose signature is on this Certificate, who is a recognized authority of accuracy, as prescribed by State Law.

COMMODITY WEIGHED: FREIGHT ALL KINDS

REMARKS: _____

TRACTOR LICENSE # YAPT445 TRACTOR # _____

TRAILER LICENSE # _____ TRAILER # _____

TRAILER LICENSE # _____ TRAILER # _____

NAME OF WEIGHMASTER (print): Tia Ward

WEIGHMASTER SIGNATURE: Tia Ward

© CAT SCALE COMPANY® 1

94448306
TICKET NUMBER

CERTIFIED AUTOMATED TRUCK SCALE

CAT SCALE COMPANY
P.O. BOX 630
WALCOTT, IA 52773
(563) 284-6263
www.catscale.com

THE CAT SCALE GUARANTEE

The CAT Scale Company **GUARANTEES** that our scales will give an accurate weight. What makes us different from other scale companies is that we back up our guarantee with cash.©

IF YOU SHOULD GET AN OVERWEIGHT FINE, YOU SHOULD DO THE FOLLOWING TO GET THE PROBLEM RESOLVED:

1) Post bond and request a court date.
2) Call CAT Scale Company direct 24 hours a day at 1-877-CAT-SCALE (toll free).
3) IMMEDIATELY send a copy of the citation, CAT Scale ticket, your name, company, address, and phone number to CAT Scale Company Attn: Operations Manager.

THANK YOU FO
WEIGHING
ON
CAT
SCAL

The four weights shown below are separate weights. The TOTAL WEIGHT was weighed on a full length platform scale. **AXLE WEIGHTS CAN NOT BE CERTIFIED** and are **NOT LEGAL FOR TRADE, however, CAT SCALE COMPANY GUARANTEES THESE WEIGHTS TO BE CORRECT.**

DATE: 1-20-2010

SCALE LOCATION: 278
GEE-CEE'S TRUCKSTOP
I-5 AND EXIT 57
TOLEDO WA

STEER AXLE	12460 LB
DRIVE AXLE	44360 LB
TRAILER AXLE	47430 LB
TOTAL WEIGHT	104250 LB

(39460 Tare) X 3533

COMPANY GELORIEBROS TRACTOR # 10 TRAILER # 101

WEIGHER'S SIGNATURE: Rachel Wallace FEE: 9.00 FULL WEIGH TICKET # (IF REWEIGH)

RACHEL WALLACE

ONLY CERTIFIED WEIGHTS APPEAR BELOW THIS LINE

CERTIFIED WEIGHTS (Imprint seal)

GROSS

TARE

NET

WEIGH NUMBER
8306

WEIGHMASTER CERTIFICATE

This is to certify that the following described commodity was weighed, measured, or counted by a Weighmaster, whose signature is on this Certificate, who is a recognized authority of accuracy, as prescribed by State Law.

COMMODITY WEIGHED: FREIGHT ALL KINDS
REMARKS:
TRACTOR LICENSE # YAP6109,OR TRACTOR # 10
TRAILER LICENSE # TRAILER #
TRAILER LICENSE # TRAILER #
NAME OF WEIGHMASTER (print): Rachel Wallace
WEIGHMASTER SIGNATURE: Rachel Wallace

© CAT SCALE COMPANY® (WA)

94448309
TICKET NUMBER

CERTIFIED AUTOMATED TRUCK SCALE

CAT SCALE COMPANY
P.O. BOX 630
WALCOTT, IA 52773
(563) 284-6263
www.catscale.com

THE CAT SCALE GUARANTEE

The CAT Scale Company **GUARANTEES** that our scales will give an accurate weight. What makes us different from other scale companies is that we back up our guarantee with cash.©

IF YOU SHOULD GET AN OVERWEIGHT FINE, YOU SHOULD DO THE FOLLOWING TO GET THE PROBLEM RESOLVED:

1) Post bond and request a court date.
2) Call CAT Scale Company direct 24 hours a day at 1-877-CAT-SCALE (toll free).
3) IMMEDIATELY send a copy of the citation, CAT Scale ticket, your name, company, address, and phone number to CAT Scale Company Attn: Operations Manager.

THANK YOU FOR
WEIGHING
ON
CAT
SCALE

The four weights shown below are separate weights. The TOTAL WEIGHT was weighed on a full length platform scale. **AXLE WEIGHTS CAN NOT BE CERTIFIED** and are **NOT LEGAL FOR TRADE, however, CAT SCALE COMPANY GUARANTEES THESE WEIGHTS TO BE CORRECT.**

DATE: 1-20-2010

SCALE LOCATION: 278
GEE-CEE'S TRUCKSTOP
I-5 AND EXIT 57
TOLEDO WA

STEER AXLE	16780 LB
DRIVE AXLE	33580 LB
TRAILER AXLE	48340 LB
TOTAL WEIGHT	98700 LB

(39520 Tare) 29,59

COMPANY WATSON TRACTOR # 25 TRAILER #

WEIGHER'S SIGNATURE: Rachel Wallace FEE: 9.00 FULL WEIGH TICKET # (IF REWEIGH)

RACHEL WALLACE

ONLY CERTIFIED WEIGHTS APPEAR BELOW THIS LINE

CERTIFIED WEIGHTS (Imprint seal)

GROSS

TARE

NET

WEIGH NUMBER
8309

WEIGHMASTER CERTIFICATE

This is to certify that the following described commodity was weighed, measured, or counted by a Weighmaster, whose signature is on this Certificate, who is a recognized authority of accuracy, as prescribed by State Law.

COMMODITY WEIGHED: FREIGHT ALL KINDS
REMARKS:
TRACTOR LICENSE # YAP6109,OR TRACTOR # 10
TRAILER LICENSE # TRAILER #
TRAILER LICENSE # TRAILER #
NAME OF WEIGHMASTER (print): Rachel Wallace
WEIGHMASTER SIGNATURE: Rachel Wallace

© CAT SCALE COMPANY®

94448316

TICKET NUMBER

CAT SCALE

CERTIFIED AUTOMATED TRUCK SCALE

CAT SCALE COMPANY
P.O. BOX 630
WALCOTT, IA 52773
(563) 284-6263
www.catscale.com

THE CAT SCALE GUARANTEE

The CAT Scale Company **GUARANTEES** that our scales will give an accurate weight. What makes us different from other scale companies is that we back up our guarantee with cash.©

IF YOU SHOULD GET AN OVERWEIGHT FINE, YOU SHOULD DO THE FOLLOWING TO GET THE PROBLEM RESOLVED:

1) Post bond and request a court date.
2) Call CAT Scale Company direct 24 hours a day at 1-877-CAT-SCALE (toll free).
3) IMMEDIATELY send a copy of the citation, CAT Scale ticket, your name, company, address, and phone number to CAT Scale Company Attn: Operations Manager.

THANK YOU FO WEIGHING ON CAT SCAL

Integrated Waste Material Recovery / Transfer Facility
PO Box 188
Longview, WA 98632
(360) 578-4044

The four weights shown below are separate weights. The TOTAL WEIGHT was weighed on a full length platform scale. **AXLE WEIGHTS CAN NOT BE CERTIFIED** and are **NOT LEGAL FOR TRADE, however, CAT SCALE COMPANY GUARANTEES THESE WEIGHTS TO BE CORRECT.**

DATE: 1-20-2010

SCALE LOCATION: 278 GEE-CEE'S TRUCKSTOP I-5 AND EXIT 57 TOLEDO WA

STEER AXLE	24720 lb
DRIVE AXLE	32180 lb
TRAILER AXLE	49400 lb
TOTAL WEIGHT	106280 lb

(39940 Tare)

33.1 T

COMPANY CELORIE ' TRACTOR # 22 TRAILER # 21

WEIGHER'S SIGNATURE: Rachel Wallace FEE: 9.00 FULL WEIGH TICKET # (IF REWEIGH)

RACHEL WALLACE

ONLY CERTIFIED WEIGHTS APPEAR BELOW THIS LINE

CERTIFIED WEIGHTS (imprint seal)

GROSS

TARE

NET

WEIGH NUMBER 8316

WEIGHMASTER CERTIFICATE

This is to certify that the following described commodity was weighed, measured, or counted by a Weighmaster, whose signature is on this Certificate, who is a recognized authority of accuracy, as prescribed by State Law.

COMMODITY WEIGHED: FREIGHT ALL KINDS

REMARKS:

TRACTOR LICENSE # YAR6558 OR TRACTOR # 0

TRAILER LICENSE # 0 TRAILER # 0

TRAILER LICENSE # 0 TRAILER # 0

NAME OF WEIGHMASTER (print): Rachel Wallace

WEIGHMASTER SIGNATURE: Rachel Wallace

© CAT SCALE COMPANY (WA)

94448317

TICKET NUMBER

CAT SCALE

CERTIFIED AUTOMATED TRUCK SCALE

CAT SCALE COMPANY
P.O. BOX 630
WALCOTT, IA 52773
(563) 284-6263
www.catscale.com

1156
94448317

THE CAT SCALE GUARANTEE

The CAT Scale Company **GUARANTEES** that our scales will give an accurate weight. What makes us different from other scale companies is that we back up our guarantee with cash.©

IF YOU SHOULD GET AN OVERWEIGHT FINE, YOU SHOULD DO THE FOLLOWING TO GET THE PROBLEM RESOLVED:

1) Post bond and request a court date.
2) Call CAT Scale Company direct 24 hours a day at 1-877-CAT-SCALE (toll free).
3) IMMEDIATELY send a copy of the citation, CAT Scale ticket, your name, company, address, and phone number to CAT Scale Company Attn: Operations Manager.

THANK YOU FOR WEIGHING ON CAT SCALE

Weyerhaeuser Co
Integrated Waste Material Recovery
PO Box 188
Longview, WA
(360) 578-4

The four weights shown below are separate weights. The TOTAL WEIGHT was weighed on a full length platform scale. **AXLE WEIGHTS CAN NOT BE CERTIFIED** and are **NOT LEGAL FOR TRADE, however, CAT SCALE COMPANY GUARANTEES THESE WEIGHTS TO BE CORRECT.**

DATE: 1-20-2010

SCALE LOCATION: 278 GEE-CEE'S TRUCKSTOP I-5 AND EXIT 57 TOLEDO WA

STEER AXLE	21880 lb
DRIVE AXLE	33480 lb
TRAILER AXLE	48780 lb
TOTAL WEIGHT	104140 lb

(41220 Tare)

31.46 tons

COMPANY CELORIE BROS TRACTOR # 11 TRAILER # 11T

WEIGHER'S SIGNATURE: Rachel Wallace FEE: 9.00 FULL WEIGH TICKET # (IF REWEIGH)

RACHEL WALLACE

ONLY CERTIFIED WEIGHTS APPEAR BELOW THIS LINE

CERTIFIED WEIGHTS (imprint seal)

GROSS

TARE

NET

WEIGH NUMBER 8317

WEIGHMASTER CERTIFICATE

This is to certify that the following described commodity was weighed, measured, or counted by a Weighmaster, whose signature is on this Certificate, who is a recognized authority of accuracy, as prescribed by State Law.

COMMODITY WEIGHED: FREIGHT ALL KINDS

REMARKS:

TRACTOR LICENSE # YAR6558 OR TRACTOR # 0

TRAILER LICENSE # 0 TRAILER # 0

TRAILER LICENSE # 0 TRAILER # 0

NAME OF WEIGHMASTER (print): Rachel Wallace

WEIGHMASTER SIGNATURE: Rachel Wallace

© CAT SCALE COMPANY (WA)

94448318

TICKET NUMBER

CERTIFIED AUTOMATED TRUCK SCALE

CAT SCALE COMPANY
P.O. BOX 630
WALCOTT, IA 52773
(563) 284-6263
www.catscale.com

1201
94448318

THE CAT SCALE GUARANTEE

The CAT Scale Company **GUARANTEES** that our scales will give an accurate weight. What makes us different from other scale companies is that we back up our guarantee with cash.©

IF YOU SHOULD GET AN OVERWEIGHT FINE, YOU SHOULD DO THE FOLLOWING TO GET THE PROBLEM RESOLVED:

1) Post bond and request a court date.
2) Call CAT Scale Company direct 24 hours a day at 1-877-CAT-SCALE (toll free).
3) IMMEDIATELY send a copy of the citation, CAT Scale ticket, your name, company, address, and phone number to CAT Scale Company Attn: Operations Manager.

THANK YOU FO WEIGHING ON CAT SCAL

The four weights shown below are separate weights. The TOTAL WEIGHT was weighed on a full length platform scale. **AXLE WEIGHTS CAN NOT BE CERTIFIED** and are **NOT LEGAL FOR TRADE, however, CAT SCALE COMPANY GUARANTEES THESE WEIGHTS TO BE CORRECT.**

DATE: 1-20-2010

SCALE LOCATION: 278
GEE-CEE'S TRUCKSTOP
I-5 AND EXIT 57
TOLEDO WA

STEER AXLE	17560 lb
DRIVE AXLE	39100 lb
TRAILER AXLE	48380 lb
TOTAL WEIGHT	105040 lb (40320 Tare)

32.3 Tons

COMPANY CELORIE ' TRACTOR # 19 TRAILER # 19T

WEIGHER'S SIGNATURE: Rachel Wallace FEE: 9.00 FULL WEIGH TICKET # (IF REWEIGH)

RACHEL WALLACE

ONLY CERTIFIED WEIGHTS APPEAR BELOW THIS LINE

CERTIFIED WEIGHTS (imprint seal)

GROSS

TARE

NET

WEIGH NUMBER
8318

WEIGHMASTER CERTIFICATE

This is to certify that the following described commodity was weighed, measured, or counted by a Weighmaster, whose signature is on this Certificate, who is a recognized authority of accuracy, as prescribed by State Law.

COMMODITY WEIGHED: FREIGHT ALL KINDS

REMARKS:

TRACTOR LICENSE # YAP1945, OR TRACTOR #

TRAILER LICENSE # TRAILER #

TRAILER LICENSE # TRAILER #

NAME OF WEIGHMASTER (print): Rachel Wallace

WEIGHMASTER SIGNATURE: Rachel Wallace

© CAT SCALE COMPANY (WA)

94448319

TICKET NUMBER

CERTIFIED AUTOMATED TRUCK SCALE

CAT SCALE COMPANY
P.O. BOX 630
WALCOTT, IA 52773
(563) 284-6263
www.catscale.com

1203
94448319

THE CAT SCALE GUARANTEE

The CAT Scale Company **GUARANTEES** that our scales will give an accurate weight. What makes us different from other scale companies is that we back up our guarantee with cash.©

IF YOU SHOULD GET AN OVERWEIGHT FINE, YOU SHOULD DO THE FOLLOWING TO GET THE PROBLEM RESOLVED:

1) Post bond and request a court date.
2) Call CAT Scale Company direct 24 hours a day at 1-877-CAT-SCALE (toll free).
3) IMMEDIATELY send a copy of the citation, CAT Scale ticket, your name, company, address, and phone number to CAT Scale Company Attn: Operations Manager.

THANK YOU FO WEIGHING ON CAT SCAL

The four weights shown below are separate weights. The TOTAL WEIGHT was weighed on a full length platform scale. **AXLE WEIGHTS CAN NOT BE CERTIFIED** and are **NOT LEGAL FOR TRADE, however, CAT SCALE COMPANY GUARANTEES THESE WEIGHTS TO BE CORRECT.**

DATE: 1-20-2010

SCALE LOCATION: 278
GEE-CEE'S TRUCKSTOP
I-5 AND EXIT 57
TOLEDO WA

STEER AXLE	16180 lb
DRIVE AXLE	37300 lb
TRAILER AXLE	47760 lb
TOTAL WEIGHT	101240 lb (39640 Tare)

30.80 Tons

COMPANY CELORIE ' TRACTOR # 10 TRAILER # 10T

WEIGHER'S SIGNATURE: Tia Ward FEE: 9.00 FULL WEIGH TICKET # (IF REWEIGH)

TIA WARD

ONLY CERTIFIED WEIGHTS APPEAR BELOW THIS LINE

CERTIFIED WEIGHTS (imprint seal)

GROSS

TARE

NET

WEIGH NUMBER
8319

WEIGHMASTER CERTIFICATE

This is to certify that the following described commodity was weighed, measured, or counted by a Weighmaster, whose signature is on this Certificate, who is a recognized authority of accuracy, as prescribed by State Law.

COMMODITY WEIGHED: FREIGHT ALL KINDS

REMARKS:

TRACTOR LICENSE # YARG4C9 TRACTOR #

TRAILER LICENSE # TRAILER #

TRAILER LICENSE # TRAILER #

NAME OF WEIGHMASTER (print): Tia Ward

WEIGHMASTER SIGNATURE: Tia Ward

© CAT SCALE COMPANY (WA)

94448324
TICKET NUMBER

CERTIFIED AUTOMATED TRUCK SCALE

CAT SCALE COMPANY
P.O. BOX 630
WALCOTT, IA 52773
(563) 284-6263
www.catscale.com

THE CAT SCALE GUARANTEE

The CAT Scale Company **GUARANTEES** that our scales will give an accurate weight. What makes us different from other scale companies is that we back up our guarantee with cash.©

IF YOU SHOULD GET AN OVERWEIGHT FINE, YOU SHOULD DO THE FOLLOWING TO GET THE PROBLEM RESOLVED:

1) Post bond and request a court date.
2) Call CAT Scale Company direct 24 hours a day at 1-877-CAT-SCALE (toll free).
3) IMMEDIATELY send a copy of the citation, CAT Scale ticket, your name, company, address, and phone number to CAT Scale Company Attn: Operations Manager.

THANK YOU FOR WEIGHING ON CAT SCALE

The four weights shown below are separate weights. The TOTAL WEIGHT was weighed on a full length platform scale. **AXLE WEIGHTS CAN NOT BE CERTIFIED** and are **NOT LEGAL FOR TRADE, however, CAT SCALE COMPANY GUARANTEES THESE WEIGHTS TO BE CORRECT.**

DATE: 1-20-2010

SCALE LOCATION: 278
GEE-CEE'S TRUCKSTOP
I-5 AND EXIT 57
TOLEDO WA

STEER AXLE	15600 LB
DRIVE AXLE	33480 LB
TRAILER AXLE	45320 LB
TOTAL WEIGHT	95400 LB

(39520 Tare) 27.94 ton

COMPANY WATSON TRACTOR # 25 TRAILER # 24

WEIGHER'S SIGNATURE: Rachel Wallace FEE: 9.00 FULL WEIGH TICKET # (IF REWEIGH)

RACHEL WALLACE

ONLY CERTIFIED WEIGHTS APPEAR BELOW THIS LINE

CERTIFIED WEIGHTS
(imprint seal)

GROSS

TARE

NET

WEIGH NUMBER
8324

WEIGHMASTER CERTIFICATE

This is to certify that the following described commodity was weighed, measured, or counted by a Weighmaster, whose signature is on this Certificate, who is a recognized authority of accuracy, as prescribed by State Law.

COMMODITY WEIGHED: FREIGHT ALL KINDS
REMARKS:
TRACTOR LICENSE # WAPW694, OR TRACTOR # 25
TRAILER LICENSE # TRAILER #
TRAILER LICENSE # TRAILER #
NAME OF WEIGHMASTER (print): Rachel Wallace
WEIGHMASTER SIGNATURE: Rachel Wallace

© CAT SCALE COMPANY • 1
(WA)

TRUCK LOG SHEET

Ctrl #	DATE	TIME	CUSTOMER	HAULER, DRIVER & TRUCK#	GROSS/TARE WGT (LBS)		TICKET #	SYSTEM ID# (OFFICE USE ONLY)
3685	1-20-10	6:26	Schnitzer	WILKINS Stuart 08-103	102680	40320		
3686	1-20-10	630	Port of Oly	WATSON " Josh" 25	101700	-39520	8290	
3687	1-20-10	6:50	Rivergate	CRT Brian 44	89,060	4,600	10040	
3688	1/20/10	6:30	Schnitzer	Wilkins JT 0810	101440	40840		
3689	1/20	7:45	Rivergate	WWM Barry	78000	40220	10041	
3690	1/20	9:52	Rivergate	WWM Jeff 045	88,480	41,740	10042	
3691	1-20-10	8:45	SCHNITZER	WILKINS Tommy 08-100	103.500	40220		
3692	1-20-10	915	Port of Olympia	Celorie Mark 22	107200	39940	8303	
3693	1-20-10	9:20	Port of Olympia	Celorie #11 Mike	109140	41220	8304	
3694	1-20	9:23	" "	" Jon 19	102980	40320	8305	
3695	1-20	930	"	" Les 10	110300	39460	8306	
3696	1-20	10	Port of Oly	Watson Josh 25	96700	39520	8309	
3697	1-20-10	11:24	Schnitzer	WILKINS, Stuart, 08-103	101280	40660		
3698	1-20-10	11:40	ODL RECYCLE	JORDAN #841	86,580	41,951	17729	
3699	1-20-10	1230	Port of Olympia	Celorie Mark #22	106280	39940	8316	
3700	1-20-10	1:33	Port of Olympia	Celorie #11 Mike	104140	41220	8317	
3701	1-20-10	12:37	"	celorie JON #19	100040	40320	8318	
3702	1-20-10	12:40	SCHNITZER	WILKINS Tommy 08-100	102.480	40680		
3703	1-20-10	1255	Port of Olympia	Celorie 10	101240	39640	8319	
3704	1-20-10	1:05	Schnitzer	WILKINS Glenn 97-81	98,120	40360		
3705	1-20-10	1:00	Port of Oly	WATSON "Josh" 25	95,400	39,520	8314	
3706	1-21-10	5:45	Port of Olympia	Celorie #11 Mike	104300	41220	8333	
3707	1-21-10	5:46	"	Celorie 19 Jon	107360	40320	8334	
3708	1-21-10	550	" "	" 22 Mark	107620	39940	8332	

*** REMEMBER 25 MPH MAX SPEED THRU RESIDENTIAL AREAS ***

TRUCK LOG SHEET

Ctrl #	DATE	TIME	CUSTOMER	HAULER, DRIVER & TRUCK#	GROSS/TARE WGT (LBS)	TICKET #	SYSTEM ID# (OFFICE USE ONLY)
3709	1-21-10	550	~~Port of Olympia~~ ~~Celorie~~	Celorie Ces	105420 39640	8331	
3710	1-21-10	5:50	Schutzer	Wilkins Bob 03105	100560 41340		
3711	1-21-10	600	Racer Cafe	CRT Josh -41	88,860 41,520	10096	
3712	1-21-10	600	Port of Oly	Watson "Josh"	99,520 39520	8339	
3713	1/21/10	6:45	Schutzer	Wilkins JT 03101	102180 41660		
3714	1-21-10	6:55	Olympia	CRT Brian 44	88760 41660	10097	
3715	1-21-10	7:30	Schutzer	Wilkins Dale 0599	100140 41320		
3716	1/21/10	5:10	Rainmaker	Brown Bucky 10	98560 39920	8340	
3717	1-21-10	9:27	Port of Olympia	Celorie Mack 22	103830 39440	8359	
3718	1-21-10	9:27	"	Celorie Jon 15	100960 41320	8360	
3719	1-21-10	9:25	"	Celorie Richard 20	104480 39680	8360	
3720	1-21-10	9:27	Port of Olympia	Celorie Bob John #21	102560 41,140	10361	
3721	1-21-10	930	Port of Olympia	" 10	104520 39680	8363	
3722	1-21-10	9:42	Port of Olympia	Celorie #11 Mike	106020 41220	8364	
3723	1-21-10	950	Port of Oly	Watson JT 25	100040 39520	8365	
3724	1-21-10	1000	Schutzer	Wilkins Bob 03105	99240 41400		
3725	1-21-10	11:10	"	" JT 28101	102140 41120		
3726	1-21-10	1210	Schnitzer	Wilkins Dale 0599	101220 41480		
3727	1-21-10	1245	Port of Olympia	Celorie Mack 22	103940 39940	8374	
3728	1-21-10	1246	"	Celorie Richard 20	101400 39980	8375	
3729	1-21-10	1252	Port of Olympia	Celorie #21 John	104380 41140	8376	
3730	1-21-10	12:55	"	Celorie 15 Jon	103160 40320	8376	
3731	1-21-10	12:54	Port of Olympia	Celorie #11 Mike	103540 41220	8380	
3732	1-21-10	1:00	"	" 10 Les	104280 39640	8379	

*** REMEMBER 25 MPH MAX SPEED THRU RESIDENTIAL AREAS ***

TRUCK LOG SHEET

Ctrl #	DATE	TIME	CUSTOMER	HAULER, DRIVER & TRUCK#	GROSS/TARE WGT (LBS)	TICKET #	SYSTEM ID# (OFFICE USE ONLY)
3733	1-21-10	100	Port of Oly	L. Atsua "JJ"	103380 / 39520	8382	
3771							
3772							
3773							
3774							
3775							
3776							
3777							
3778							
3779							
3780							

*** REMEMBER 25 MPH MAX SPEED THRU RESIDENTIAL AREAS ***

94448333

TICKET NUMBER

CAT SCALE

CERTIFIED AUTOMATED TRUCK SCALE

CAT SCALE COMPANY
P.O. BOX 630
WALCOTT, IA 52773
(563) 284-6263
www.catscale.com

1510

94448333

THE CAT SCALE GUARANTEE

The CAT Scale Company **GUARANTEES** that our scales will give an accurate weight. What makes us different from other scale companies is that we back up our guarantee with cash.

IF YOU SHOULD GET AN OVERWEIGHT FINE, YOU SHOULD DO THE FOLLOWING TO GET THE PROBLEM RESOLVED:

1) Post bond and request a court date.
2) Call CAT Scale Company direct 24 hours a day at 1-877-CAT-SCALE (toll free).
3) IMMEDIATELY send a copy of the citation, CAT Scale ticket, your name, company, address, and phone number to CAT Scale Company Attn: Operations Manager.

THANK YOU FOR WEIGHING ON CAT SCALE!

The four weights shown below are separate weights. The TOTAL WEIGHT was weighed on a full length platform scale. **AXLE WEIGHTS CAN NOT BE CERTIFIED** and are **NOT LEGAL FOR TRADE, however, CAT SCALE COMPANY GUARANTEES THESE WEIGHTS TO BE CORRECT.**

DATE: 1-20-2010

278

SCALE LOCATION: GEE-CEE'S TRUCKSTOP
I-5 AND EXIT 57
TOLEDO WA

STEER AXLE	20560 lb
DRIVE AXLE	33760 lb
TRAILER AXLE	50180 lb
TOTAL WEIGHT	104500 lb

(41,220 Tare)

31.64 Tons

COMPANY CELORIE TRACTOR # 11 TRAILER # 111

WEIGHER'S SIGNATURE: TIFFANY RUSSO FEE: 9.00 FULL WEIGH TICKET # (IF REWEIGH)

ONLY CERTIFIED WEIGHTS APPEAR BELOW THIS LINE

CERTIFIED WEIGHTS (imprint seal)

GROSS

TARE

NET

WEIGH NUMBER 8333

WEIGHMASTER CERTIFICATE

This is to certify that the following described commodity was weighed, measured, or counted by a Weighmaster, whose signature is on this Certificate, who is a recognized authority of accuracy, as prescribed by State Law.

COMMODITY WEIGHED: FREIGHT ALL KINDS

REMARKS:

TRACTOR LICENSE # YAKC 458 OK TRACTOR #

TRAILER LICENSE # TRAILER #

TRAILER LICENSE # TRAILER #

NAME OF WEIGHMASTER (print): [signature]

WEIGHMASTER SIGNATURE: [signature]

CAT SCALE COMPANY 1/20 (WA)

94448334

TICKET NUMBER

CAT SCALE

CERTIFIED AUTOMATED TRUCK SCALE

CAT SCALE COMPANY
P.O. BOX 630
WALCOTT, IA 52773
(563) 284-6263
www.catscale.com

1513

94448334

THE CAT SCALE GUARANTEE

The CAT Scale Company **GUARANTEES** that our scales will give an accurate weight. What makes us different from other scale companies is that we back up our guarantee with cash.

IF YOU SHOULD GET AN OVERWEIGHT FINE, YOU SHOULD DO THE FOLLOWING TO GET THE PROBLEM RESOLVED:

1) Post bond and request a court date.
2) Call CAT Scale Company direct 24 hours a day at 1-877-CAT-SCALE (toll free).
3) IMMEDIATELY send a copy of the citation, CAT Scale ticket, your name, company, address, and phone number to CAT Scale Company Attn: Operations Manager.

THANK YOU FOR WEIGHING ON CAT SCALE!

The four weights shown below are separate weights. The TOTAL WEIGHT was weighed on a full length platform scale. **AXLE WEIGHTS CAN NOT BE CERTIFIED** and are **NOT LEGAL FOR TRADE, however, CAT SCALE COMPANY GUARANTEES THESE WEIGHTS TO BE CORRECT.**

DATE: 1-20-2010

278

SCALE LOCATION: GEE-CEE'S TRUCKSTOP
I-5 AND EXIT 57
TOLEDO WA

STEER AXLE	16540 lb
DRIVE AXLE	40420 lb
TRAILER AXLE	50400 lb
TOTAL WEIGHT	107360 lb

(40,360 Tare)

33.52 Tons

COMPANY CELORIE TRACTOR # 19 TRAILER # 19T

WEIGHER'S SIGNATURE: TIFFANY RUSSO FEE: 9.00 FULL WEIGH TICKET # (IF REWEIGH)

ONLY CERTIFIED WEIGHTS APPEAR BELOW THIS LINE

CERTIFIED WEIGHTS (imprint seal)

GROSS

TARE

NET

WEIGH NUMBER 8334

WEIGHMASTER CERTIFICATE

This is to certify that the following described commodity was weighed, measured, or counted by a Weighmaster, whose signature is on this Certificate, who is a recognized authority of accuracy, as prescribed by State Law.

COMMODITY WEIGHED: FREIGHT ALL KINDS

REMARKS:

TRACTOR LICENSE # YAPT 445 OK TRACTOR #

TRAILER LICENSE # TRAILER #

TRAILER LICENSE # TRAILER #

NAME OF WEIGHMASTER (print): [signature]

WEIGHMASTER SIGNATURE: [signature]

CAT SCALE COMPANY 1/20

94448332

TICKET NUMBER

CAT SCALE

CERTIFIED AUTOMATED TRUCK SCALE

CAT SCALE COMPANY
P.O. BOX 630
WALCOTT, IA 52773
(563) 284-6263
www.catscale.com

1507

94448332

THE CAT SCALE GUARANTEE

The CAT Scale Company **GUARANTEES** that our scales will give an accurate weight. What makes us different from other scale companies is that we back up our guarantee with cash.®

IF YOU SHOULD GET AN OVERWEIGHT FINE, YOU SHOULD DO THE FOLLOWING TO GET THE PROBLEM RESOLVED:

1) Post bond and request a court date.
2) Call CAT Scale Company direct 24 hours a day at 1-877-CAT-SCALE (toll free).
3) IMMEDIATELY send a copy of the citation, CAT Scale ticket, your name, company, address, and phone number to CAT Scale Company Attn: Operations Manager.

THANK YOU FOR WEIGHING ON CAT SCALE!

The four weights shown below are separate weights. The TOTAL WEIGHT was weighed on a full length platform scale. **AXLE WEIGHTS CAN NOT BE CERTIFIED** and are **NOT LEGAL FOR TRADE, however, CAT SCALE COMPANY GUARANTEES THESE WEIGHTS TO BE CORRECT.**

DATE: 1-20-2010

SCALE LOCATION: 278 GEE-CEE'S TRUCKSTOP I-5 AND EXIT 57 TOLEDO WA

STEER AXLE 16200 lb

DRIVE AXLE 40380 lb

TRAILER AXLE 51040 lb

TOTAL WEIGHT 107620 lb (39940 Tare)

33.84 T

COMPANY CELORIE TRACTOR # 22 TRAILER # 21

WEIGHER'S SIGNATURE: Eddie Lopez EDDIE LOPEZ FEE: 9.00 FULL WEIGH TICKET # (IF REWEIGH)

ONLY CERTIFIED WEIGHTS APPEAR BELOW THIS LINE

CERTIFIED WEIGHTS (imprint seal)

GROSS

TARE

NET

WEIGH NUMBER 8332

WEIGHMASTER CERTIFICATE

This is to certify that the following described commodity was weighed, measured, or counted by a Weighmaster, whose signature is on this Certificate, who is a recognized authority of accuracy, as prescribed by State Law.

COMMODITY WEIGHED: FREIGHT ALL KINDS

REMARKS:

TRACTOR LICENSE # [illegible] TRACTOR #

TRAILER LICENSE # TRAILER #

TRAILER LICENSE # TRAILER #

NAME OF WEIGHMASTER (print): [illegible]

WEIGHMASTER SIGNATURE: [illegible]

CAT SCALE COMPANY 12/0 (WA)

94448337

TICKET NUMBER

CAT SCALE

CERTIFIED AUTOMATED TRUCK SCALE

CAT SCALE COMPANY
P.O. BOX 630
WALCOTT, IA 52773
(563) 284-6263
www.catscale.com

THE CAT SCALE GUARANTEE

The CAT Scale Company **GUARANTEES** that our scales will give an accurate weight. What makes us different from other scale companies is that we back up our guarantee with cash.®

IF YOU SHOULD GET AN OVERWEIGHT FINE, YOU SHOULD DO THE FOLLOWING TO GET THE PROBLEM RESOLVED:

1) Post bond and request a court date.
2) Call CAT Scale Company direct 24 hours a day at 1-877-CAT-SCALE (toll free).
3) IMMEDIATELY send a copy of the citation, CAT Scale ticket, your name, company, address, and phone number to CAT Scale Company Attn: Operations Manager.

THANK YOU FOR WEIGHING ON CAT SCALE!

The four weights shown below are separate weights. The TOTAL WEIGHT was weighed on a full length platform scale. **AXLE WEIGHTS CAN NOT BE CERTIFIED** and are **NOT LEGAL FOR TRADE, however, CAT SCALE COMPANY GUARANTEES THESE WEIGHTS TO BE CORRECT.**

DATE: [illegible]

SCALE LOCATION: [illegible]

STEER AXLE

DRIVE AXLE

TRAILER AXLE

TOTAL WEIGHT (39940 Tare)

COMPANY TRACTOR # TRAILER #

WEIGHER'S SIGNATURE: FEE: FULL WEIGH TICKET # (IF REWEIGH)

ONLY CERTIFIED WEIGHTS APPEAR BELOW THIS LINE

CERTIFIED WEIGHTS (imprint seal)

GROSS

TARE

NET

WEIGHMASTER CERTIFICATE

This is to certify that the following described commodity was weighed, measured, or counted by a Weighmaster, whose signature is on this Certificate, who is a recognized authority of accuracy, as prescribed by State Law.

COMMODITY WEIGHED:

REMARKS:

TRACTOR LICENSE # TRACTOR #

TRAILER LICENSE # TRAILER #

TRAILER LICENSE # TRAILER #

NAME OF WEIGHMASTER (print):

WEIGHMASTER SIGNATURE:

CAT SCALE COMPANY 12/0 (WA)

9444[illegible]

TICKET NUMBER

CAT SCALE

CERTIFIED AUTOMATED TRUCK SCALE

CAT SCALE COMPANY
P.O. BOX 630
WALCOTT, IA 52773
(563) 284-6263
www.catscale.com

The CAT Scale Company **GUARANTEES** that our scales will give an accurate weight. What makes us different from other scale companies is that we back up our guarantee with cash.®

IF YOU SHOULD GET AN OVERWEIGHT FINE, YOU SHOULD DO THE FOLLOWING TO GET THE PROBLEM RESOLVED:

1) Post bond and request a court date.
2) Call CAT Scale Company direct 24 hours a day at 1-877-CAT-SCALE (toll free).
3) IMMEDIATELY send a copy of the citation, CAT Scale ticket, your name, company, address, and phone number to CAT Scale Company Attn: Operations Manager.

WEIGHING ON CAT SCALE!

The four weights shown below are separate weights. The TOTAL WEIGHT was weighed on a full length platform scale. **AXLE WEIGHTS CAN NOT BE CERTIFIED** and are **NOT LEGAL FOR TRADE, however, CAT SCALE COMPANY GUARANTEES THESE WEIGHTS TO BE CORRECT.**

DATE: [illegible]

SCALE LOCATION: 278 GEE-CEE'S TRUCKSTOP I-5 AND EXIT 57 TOLEDO WA

STEER AXLE [illegible]

DRIVE AXLE [illegible]

TRAILER AXLE [illegible]

TOTAL WEIGHT [illegible]

(39,520 Tare) 36.0 ton

COMPANY [illegible] TRACTOR # _____ TRAILER # _____

WEIGHER'S SIGNATURE: [illegible] FEE: [illegible] FULL WEIGH TICKET # _____ (IF REWEIGH)

ONLY CERTIFIED WEIGHTS APPEAR BELOW THIS LINE

CERTIFIED WEIGHTS (imprint seal)

GROSS

TARE

NET

WEIGH NUMBER [illegible]

WEIGHMASTER CERTIFICATE

This is to certify that the following described commodity was weighed, measured, or counted by a Weighmaster, whose signature is on this Certificate, who is a recognized authority of accuracy, as prescribed by State Law.

COMMODITY WEIGHED: [illegible]

REMARKS: _____

TRACTOR LICENSE # [illegible] TRACTOR # _____

TRAILER LICENSE # _____ TRAILER # _____

TRAILER LICENSE # _____ TRAILER # _____

NAME OF WEIGHMASTER (print): [illegible]

WEIGHMASTER SIGNATURE: [illegible]

© CAT SCALE COMPANY • 12/[illegible] (WA)

94448359

TICKET NUMBER

CAT SCALE

CERTIFIED AUTOMATED TRUCK SCALE

CAT SCALE COMPANY
P.O. BOX 630
WALCOTT, IA 52773
(563) 284-6263
www.catscale.com

847
94448359

THE CAT SCALE GUARANTEE

The CAT Scale Company **GUARANTEES** that our scales will give an accurate weight. What makes us different from other scale companies is that we back up our guarantee with cash.®

IF YOU SHOULD GET AN OVERWEIGHT FINE, YOU SHOULD DO THE FOLLOWING TO GET THE PROBLEM RESOLVED:

1) Post bond and request a court date.
2) Call CAT Scale Company direct 24 hours a day at 1-877-CAT-SCALE (toll free).
3) IMMEDIATELY send a copy of the citation, CAT Scale ticket, your name, company, address, and phone number to CAT Scale Company Attn: Operations Manager.

THANK YOU FOR WEIGHING ON CAT SCALE!

The four weights shown below are separate weights. The TOTAL WEIGHT was weighed on a full length platform scale. **AXLE WEIGHTS CAN NOT BE CERTIFIED** and are **NOT LEGAL FOR TRADE, however, CAT SCALE COMPANY GUARANTEES THESE WEIGHTS TO BE CORRECT.**

DATE: 1-21-2010

SCALE LOCATION: 278 GEE-CEE'S TRUCKSTOP I-5 AND EXIT 57 TOLEDO WA

STEER AXLE 23960 lb

DRIVE AXLE 32940 lb

TRAILER AXLE 51480 lb

TOTAL WEIGHT 108380 lb (39940 Tare)

34.22 T

COMPANY GELORIE BROS TRACTOR # 22 TRAILER # 221

WEIGHER'S SIGNATURE: [illegible] RACHEL WALLACE FEE: 9.00 FULL WEIGH TICKET # _____ (IF REWEIGH)

ONLY CERTIFIED WEIGHTS APPEAR BELOW THIS LINE

CERTIFIED WEIGHTS (imprint seal)

GROSS

TARE

NET

WEIGH NUMBER 8359

WEIGHMASTER CERTIFICATE

This is to certify that the following described commodity was weighed, measured, or counted by a Weighmaster, whose signature is on this Certificate, who is a recognized authority of accuracy, as prescribed by State Law.

COMMODITY WEIGHED: FREIGHT ALL KINDS

REMARKS: _____

TRACTOR LICENSE # YAP2832,OR TRACTOR # [illegible]

TRAILER LICENSE # [illegible] TRAILER # [illegible]

TRAILER LICENSE # [illegible] TRAILER # [illegible]

NAME OF WEIGHMASTER (print): Rachel Wallace

WEIGHMASTER SIGNATURE: [illegible]

© CAT SCALE COMPANY • 12/[illegible] (WA)

94448362

TICKET NUMBER

CERTIFIED AUTOMATED TRUCK SCALE

CAT SCALE COMPANY
P.O. BOX 630
WALCOTT, IA 52773
(563) 284-6263
www.catscale.com

852
94448362

THE CAT SCALE GUARANTEE

The CAT Scale Company **GUARANTEES** that our scales will give an accurate weight. What makes us different from other scale companies is that we back up our guarantee with cash.©

IF YOU SHOULD GET AN OVERWEIGHT FINE, YOU SHOULD DO THE FOLLOWING TO GET THE PROBLEM RESOLVED:

1) Post bond and request a court date.
2) Call CAT Scale Company direct 24 hours a day at 1-877-CAT-SCALE (toll free).
3) IMMEDIATELY send a copy of the citation, CAT Scale ticket, your name, company, address, and phone number to CAT Scale Company Attn: Operations Manager.

THANK YOU FOR WEIGHING ON CAT SCALE!

The four weights shown below are separate weights. The TOTAL WEIGHT was weighed on a full length platform scale. **AXLE WEIGHTS CAN NOT BE CERTIFIED** and are **NOT LEGAL FOR TRADE, however, CAT SCALE COMPANY GUARANTEES THESE WEIGHTS TO BE CORRECT.**

DATE: 1-21-2010

SCALE LOCATION: 278
GEE-CEE'S TRUCKSTOP
I-5 AND EXIT 57
TOLEDO WA

STEER AXLE	16200 lb
DRIVE AXLE	42000 lb
TRAILER AXLE	49780 lb
TOTAL WEIGHT	107980 lb

33.88

(40,320 toward

COMPANY CLORIE BROS TRACTOR # 19 TRAILER # 191

WEIGHER'S SIGNATURE: Rachel Wallace FEE: 9.00 FULL WEIGH TICKET # _____ (IF REWEIGH)

RACHEL WALLACE

ONLY CERTIFIED WEIGHTS APPEAR BELOW THIS LINE

CERTIFIED WEIGHTS (imprint seal)

GROSS

TARE

NET

WEIGH NUMBER
8362

WEIGHMASTER CERTIFICATE

This is to certify that the following described commodity was weighed, measured, or counted by a Weighmaster, whose signature is on this Certificate, who is a recognized authority of accuracy, as prescribed by State Law.

COMMODITY WEIGHED: FREIGHT ALL KINDS

REMARKS: _____

TRACTOR LICENSE # YAP1445 TRACTOR # 19

TRAILER LICENSE # _____ TRAILER # _____

TRAILER LICENSE # _____ TRAILER # _____

NAME OF WEIGHMASTER (print): Rachel Wallace

WEIGHMASTER SIGNATURE: Rachel Wallace

© CAT SCALE COMPANY 12/01 (WA)

94448360

TICKET NUMBER

CERTIFIED AUTOMATED TRUCK SCALE

CAT SCALE COMPANY
P.O. BOX 630
WALCOTT, IA 52773
(563) 284-6263
www.catscale.com

THE CAT SCALE GUARANTEE

The CAT Scale Company **GUARANTEES** that our scales will give an accurate weight. What makes us different from other scale companies is that we back up our guarantee with cash.©

IF YOU SHOULD GET AN OVERWEIGHT FINE, YOU SHOULD DO THE FOLLOWING TO GET THE PROBLEM RESOLVED:

1) Post bond and request a court date.
2) Call CAT Scale Company direct 24 hours a day at 1-877-CAT-SCALE (toll free).
3) IMMEDIATELY send a copy of the citation, CAT Scale ticket, your name, company, address, and phone number to CAT Scale Company Attn: Operations Manager.

THANK YOU FOR WEIGHING ON CAT SCALE!

The four weights shown below are separate weights. The TOTAL WEIGHT was weighed on a full length platform scale. **AXLE WEIGHTS CAN NOT BE CERTIFIED** and are **NOT LEGAL FOR TRADE, however, CAT SCALE COMPANY GUARANTEES THESE WEIGHTS TO BE CORRECT.**

DATE: 1-21-2010

SCALE LOCATION: 278
GEE-CEE'S TRUCKSTOP
I-5 AND EXIT 57
TOLEDO WA

STEER AXLE	
DRIVE AXLE	
TRAILER AXLE	
TOTAL WEIGHT	

37.76

(39780 toward

COMPANY CLORIE BROS TRACTOR # _____ TRAILER # _____

WEIGHER'S SIGNATURE: Rachel Wallace FEE: 9.00 FULL WEIGH TICKET # _____ (IF REWEIGH)

RACHEL WALLACE

ONLY CERTIFIED WEIGHTS APPEAR BELOW THIS LINE

CERTIFIED WEIGHTS (imprint seal)

GROSS

TARE

NET

WEIGHMASTER CERTIFICATE

This is to certify that the following described commodity was weighed, measured, or counted by a Weighmaster, whose signature is on this Certificate, who is a recognized authority of accuracy, as prescribed by State Law.

COMMODITY WEIGHED: _____

REMARKS: _____

TRACTOR LICENSE # _____ TRACTOR # _____

TRAILER LICENSE # _____ TRAILER # _____

TRAILER LICENSE # _____ TRAILER # _____

NAME OF WEIGHMASTER (print): _____

WEIGHMASTER SIGNATURE: _____

© CAT SCALE COMPANY 12 (WA)

94448361

TICKET NUMBER

CERTIFIED AUTOMATED TRUCK SCALE

CAT SCALE COMPANY
P.O. BOX 630
WALCOTT, IA 52773
(563) 284-6263
www.catscale.com

850
94448361

THE CAT SCALE GUARANTEE

The CAT Scale Company **GUARANTEES** that our scales will give an accurate weight. What makes us different from other scale companies is that we back up our guarantee with cash.©

IF YOU SHOULD GET AN OVERWEIGHT FINE, YOU SHOULD DO THE FOLLOWING TO GET THE PROBLEM RESOLVED:

1) Post bond and request a court date.
2) Call CAT Scale Company direct 24 hours a day at 1-877-CAT-SCALE (toll free).
3) IMMEDIATELY send a copy of the citation, CAT Scale ticket, your name, company, address, and phone number to CAT Scale Company Attn: Operations Manager.

THANK YOU FOR WEIGHING ON CAT SCALE!

The four weights shown below are separate weights. The TOTAL WEIGHT was weighed on a full length platform scale. **AXLE WEIGHTS CAN NOT BE CERTIFIED** and are **NOT LEGAL FOR TRADE, however, CAT SCALE COMPANY GUARANTEES THESE WEIGHTS TO BE CORRECT.**

DATE: 1-21-2010

SCALE LOCATION: 278
GEE-CEE'S TRUCKSTOP
I-5 AND EXIT 57
TOLEDO WA

STEER AXLE	22860 lb
DRIVE AXLE	31840 lb
TRAILER AXLE	48860 lb
TOTAL WEIGHT	103560 lb 31,21
	(41140 Tare)

COMPANY GELORIE BROS TRACTOR # 21 TRAILER # 21

WEIGHER'S SIGNATURE: Rachel Wallace FEE: 9.00 FULL WEIGH TICKET # _____ (IF REWEIGH)

RACHEL WALLACE

ONLY CERTIFIED WEIGHTS APPEAR BELOW THIS LINE

CERTIFIED WEIGHTS (imprint seal)

GROSS

TARE

NET

WEIGH NUMBER
8361

WEIGHMASTER CERTIFICATE

This is to certify that the following described commodity was weighed, measured, or counted by a Weighmaster, whose signature is on this Certificate, who is a recognized authority of accuracy, as prescribed by State Law.

COMMODITY WEIGHED: FREIGHT ALL KINDS

REMARKS: _____

TRACTOR LICENSE # 947364/OR TRACTOR # 8

TRAILER LICENSE # 6 TRAILER # 8

TRAILER LICENSE # 6 TRAILER # 8

NAME OF WEIGHMASTER (print): Rachel Wallace

WEIGHMASTER SIGNATURE: Rachel Wallace

© CAT SCALE COMPANY* 12/0 (WA)

94448363

TICKET NUMBER

CERTIFIED AUTOMATED TRUCK SCALE

CAT SCALE COMPANY
P.O. BOX 630
WALCOTT, IA 52773
(563) 284-6263
www.catscale.com

THE CAT SCALE GUARANTEE

The CAT Scale Company **GUARANTEES** that our scales will give an accurate weight. What makes us different from other scale companies is that we back up our guarantee with cash.©

IF YOU SHOULD GET AN OVERWEIGHT FINE, YOU SHOULD DO THE FOLLOWING TO GET THE PROBLEM RESOLVED:

1) Post bond and request a court date.
2) Call CAT Scale Company direct 24 hours a day at 1-877-CAT-SCALE (toll free).
3) IMMEDIATELY send a copy of the citation, CAT Scale ticket, your name, company, address, and phone number to CAT Scale Company Attn: Operations Manager.

THANK YOU FOR WEIGHING ON CAT SCALE!

The four weights shown below are separate weights. The TOTAL WEIGHT was weighed on a full length platform scale. **AXLE WEIGHTS CAN NOT BE CERTIFIED** and are **NOT LEGAL FOR TRADE, however, CAT SCALE COMPANY GUARANTEES THESE WEIGHTS TO BE CORRECT.**

DATE: 1-21-2010

SCALE LOCATION: 278
GEE-CEE'S TRUCKSTOP
I-5 AND EXIT 57
TOLEDO WA

STEER AXLE	
DRIVE AXLE	
TRAILER AXLE	
TOTAL WEIGHT	(39640 Tare)

COMPANY CELORIE TRACTOR # _____ TRAILER # _____

WEIGHER'S SIGNATURE: _____ FEE: 9.00 FULL WEIGH TICKET # _____ (IF REWEIGH)

RACHEL WALLACE

ONLY CERTIFIED WEIGHTS APPEAR BELOW THIS LINE

CERTIFIED WEIGHTS (imprint seal)

GROSS

TARE

NET

WEIGH NUMBER
8362

WEIGHMASTER CERTIFICATE

This is to certify that the following described commodity was weighed, measured, or counted by a Weighmaster, whose signature is on this Certificate, who is a recognized authority of accuracy, as prescribed by State Law.

COMMODITY WEIGHED: FREIGHT ALL KINDS

REMARKS: _____

TRACTOR LICENSE # [illegible] TRACTOR # _____

TRAILER LICENSE # 6 TRAILER # _____

TRAILER LICENSE # 6 TRAILER # _____

NAME OF WEIGHMASTER (print): _____

WEIGHMASTER SIGNATURE: _____

© CAT SCALE COMPANY* 12/0

94448364

TICKET NUMBER

CAT SCALE

CERTIFIED AUTOMATED TRUCK SCALE

CAT SCALE COMPANY
P.O. BOX 630
WALCOTT, IA 52773
(563) 284-6263
www.catscale.com

909

94448364

THE CAT SCALE GUARANTEE

The CAT Scale Company **GUARANTEES** that our scales will give an accurate weight. What makes us different from other scale companies is that we back up our guarantee with cash.©

IF YOU SHOULD GET AN OVERWEIGHT FINE, YOU SHOULD DO THE FOLLOWING TO GET THE PROBLEM RESOLVED:

1) Post bond and request a court date.
2) Call CAT Scale Company direct 24 hours a day at 1-877-CAT-SCALE (toll free).
3) IMMEDIATELY send a copy of the citation, CAT Scale ticket, your name, company, address, and phone number to CAT Scale Company Attn: Operations Manager.

THANK YOU FOR WEIGHING ON CAT SCALE!

The four weights shown below are separate weights. The TOTAL WEIGHT was weighed on a full length platform scale. **AXLE WEIGHTS CAN NOT BE CERTIFIED** and are **NOT LEGAL FOR TRADE, however, CAT SCALE COMPANY GUARANTEES THESE WEIGHTS TO BE CORRECT.**

DATE: 1-21-2010

SCALE LOCATION: 278
GEE-CEE'S TRUCKSTOP
I-5 AND EXIT 57
TOLEDO WA

STEER AXLE	21040 lb
DRIVE AXLE	35160 lb
TRAILER AXLE	49820 lb
TOTAL WEIGHT	106020 lb
	(41220 Tare)

32.40

COMPANY CELORIE TRACTOR # 11 TRAILER # 11T

WEIGHER'S SIGNATURE: Rachel Wallace FEE: 9.00 FULL WEIGH TICKET # _____ (IF REWEIGH)

RACHEL WALLACE

ONLY CERTIFIED WEIGHTS APPEAR BELOW THIS LINE

CERTIFIED WEIGHTS (imprint seal)

GROSS

TARE

NET

WEIGH NUMBER
8364

WEIGHMASTER CERTIFICATE

This is to certify that the following described commodity was weighed, measured, or counted by a Weighmaster, whose signature is on this Certificate, who is a recognized authority of accuracy, as prescribed by State Law.

COMMODITY WEIGHED: FREIGHT ALL KINDS

REMARKS: _____

TRACTOR LICENSE # YARC6585,OR TRACTOR # _____

TRAILER LICENSE # _____ TRAILER # _____

TRAILER LICENSE # _____ TRAILER # _____

NAME OF WEIGHMASTER (print): Rachel Wallace

WEIGHMASTER SIGNATURE: Rachel Wallace

©CAT SCALE COMPANY 12/0 (WA)

94448365

TICKET NUMBER

CAT SCALE

CERTIFIED AUTOMATED TRUCK SCALE

CAT SCALE COMPANY
P.O. BOX 630
WALCOTT, IA 52773
(563) 284-6263
www.catscale.com

THE CAT SCALE GUARANTEE

The CAT Scale Company **GUARANTEES** that our scales will give an accurate weight. What makes us different from other scale companies is that we back up our guarantee with cash.©

IF YOU SHOULD GET AN OVERWEIGHT FINE, YOU SHOULD DO THE FOLLOWING TO GET THE PROBLEM RESOLVED:

1) Post bond and request a court date.
2) Call CAT Scale Company direct 24 hours a day at 1-877-CAT-SCALE (toll free).
3) IMMEDIATELY send a copy of the citation, CAT Scale ticket, your name, company, address, and phone number to CAT Scale Company Attn: Operations Manager.

THANK YOU FOR WEIGHING ON CAT SCALE!

The four weights shown below are separate weights. The TOTAL WEIGHT was weighed on a full length platform scale. **AXLE WEIGHTS CAN NOT BE CERTIFIED** and are **NOT LEGAL FOR TRADE, however, CAT SCALE COMPANY GUARANTEES THESE WEIGHTS TO BE CORRECT.**

DATE: 1-21-2010

SCALE LOCATION: 278
GEE-CEE'S TRUCKSTOP
I-5 AND EXIT 57
TOLEDO WA

STEER AXLE	
DRIVE AXLE	
TRAILER AXLE	
TOTAL WEIGHT	
	(39,520 Tare)

30.26

COMPANY WATSON TRACTOR # _____ TRAILER # _____

WEIGHER'S SIGNATURE: TG Ward FEE: 9.00 FULL WEIGH TICKET # _____ (IF REWEIGH)

TG WARD

ONLY CERTIFIED WEIGHTS APPEAR BELOW THIS LINE

CERTIFIED WEIGHTS (imprint seal)

GROSS

TARE

NET

WEIGHMASTER CERTIFICATE

This is to certify that the following described commodity was weighed, measured, or counted by a Weighmaster, whose signature is on this Certificate, who is a recognized authority of accuracy, as prescribed by State Law.

COMMODITY WEIGHED: _____

REMARKS: _____

TRACTOR LICENSE # YAPU [illegible] TRACTOR # _____

TRAILER LICENSE # _____ TRAILER # _____

TRAILER LICENSE # _____ TRAILER # _____

NAME OF WEIGHMASTER (print): TG Ward

WEIGHMASTER SIGNATURE: TG Ward

©CAT SCALE COMPANY 12/0 (WA)

94448374

TICKET NUMBER

CERTIFIED AUTOMATED TRUCK SCALE

CAT SCALE COMPANY
P.O. BOX 630
WALCOTT, IA 52773
(563) 284-6263
www.catscale.com

1205
94448374

THE CAT SCALE GUARANTEE

The CAT Scale Company **GUARANTEES** that our scales will give an accurate weight. What makes us different from other scale companies is that we back up our guarantee with cash.©

IF YOU SHOULD GET AN OVERWEIGHT FINE, YOU SHOULD DO THE FOLLOWING TO GET THE PROBLEM RESOLVED:

1) Post bond and request a court date.
2) Call CAT Scale Company direct 24 hours a day at 1-877-CAT-SCALE (toll free).
3) IMMEDIATELY send a copy of the citation, CAT Scale ticket, your name, company, address, and phone number to CAT Scale Company Attn: Operations Manager.

THANK YOU FOR WEIGHING ON CAT SCALE!

The four weights shown below are separate weights. The TOTAL WEIGHT was weighed on a full length platform scale. **AXLE WEIGHTS CAN NOT BE CERTIFIED** and are **NOT LEGAL FOR TRADE, however, CAT SCALE COMPANY GUARANTEES THESE WEIGHTS TO BE CORRECT.**

DATE: 1-21-2010

SCALE LOCATION: 278
GEE-CEE'S TRUCKSTOP
I-5 AND EXIT 57
TOLEDO WA

STEER AXLE	24180 lb
DRIVE AXLE	36440 lb
TRAILER AXLE	47320 lb
TOTAL WEIGHT	107940 lb

(39940 Tare)

24.00 T

COMPANY CELORIEBROS TRACTOR # 22 TRAILER # 221

WEIGHER'S SIGNATURE: Rachel Wallace FEE: 9.00 FULL WEIGH TICKET # _____ (IF REWEIGH)

RACHEL WALLACE

ONLY CERTIFIED WEIGHTS APPEAR BELOW THIS LINE

CERTIFIED WEIGHTS (imprint seal)

GROSS

TARE

NET

WEIGH NUMBER
8374

WEIGHMASTER CERTIFICATE

This is to certify that the following described commodity was weighed, measured, or counted by a Weighmaster, whose signature is on this Certificate, who is a recognized authority of accuracy, as prescribed by State Law.

COMMODITY WEIGHED: FREIGHT ALL KINDS

REMARKS: _____

TRACTOR LICENSE # YAP2834,OR TRACTOR # Ø

TRAILER LICENSE # Ø TRAILER # Ø

TRAILER LICENSE # Ø TRAILER # Ø

NAME OF WEIGHMASTER (print): Rachel Wallace

WEIGHMASTER SIGNATURE: Rachel Wallace

©CAT SCALE COMPANY (12/0 (WA)

94448375

TICKET NUMBER

CERTIFIED AUTOMATED TRUCK SCALE

CAT SCALE COMPANY
P.O. BOX 630
WALCOTT, IA 52773
(563) 284-6263
www.catscale.com

THE CAT SCALE GUARANTEE

The CAT Scale Company **GUARANTEES** that our scales will give an accurate weight. What makes us different from other scale companies is that we back up our guarantee with cash.©

IF YOU SHOULD GET AN OVERWEIGHT FINE, YOU SHOULD DO THE FOLLOWING TO GET THE PROBLEM RESOLVED:

1) Post bond and request a court date.
2) Call CAT Scale Company direct 24 hours a day at 1-877-CAT-SCALE (toll free).
3) IMMEDIATELY send a copy of the citation, CAT Scale ticket, your name, company, address, and phone number to CAT Scale Company Attn: Operations Manager.

THANK YOU FOR WEIGHING ON CAT SCALE

The four weights shown below are separate weights. The TOTAL WEIGHT was weighed on a full length platform scale. **AXLE WEIGHTS CAN NOT BE CERTIFIED** and are **NOT LEGAL FOR TRADE, however, CAT SCALE COMPANY GUARANTEES THESE WEIGHTS TO BE CORRECT.**

DATE: 1-21-2010

SCALE LOCATION: 278
GEE-CEE'S TRUCKSTOP
I-5 AND EXIT 57
TOLEDO WA

STEER AXLE	
DRIVE AXLE	
TRAILER AXLE	
TOTAL WEIGHT	

30.66

(39880 Tare)

COMPANY CELORIE TRACTOR # 22 TRAILER # _____

WEIGHER'S SIGNATURE: _____ FEE: 9.00 FULL WEIGH TICKET # _____ (IF REWEIGH)

RACHEL WALLACE

ONLY CERTIFIED WEIGHTS APPEAR BELOW THIS LINE

CERTIFIED WEIGHTS (imprint seal)

GROSS

TARE

NET

WEIGH NUMBER
8375

WEIGHMASTER CERTIFICATE

This is to certify that the following described commodity was weighed, measured, or counted by a Weighmaster, whose signature is on this Certificate, who is a recognized authority of accuracy, as prescribed by State Law.

COMMODITY WEIGHED: FREIGHT ALL KINDS

REMARKS: _____

TRACTOR LICENSE # WALCOTT IA TRACTOR # Ø

TRAILER LICENSE # Ø TRAILER # Ø

TRAILER LICENSE # Ø TRAILER # Ø

NAME OF WEIGHMASTER (print): _____

94448376

TICKET NUMBER

CERTIFIED AUTOMATED TRUCK SCALE

CAT SCALE COMPANY
P.O. BOX 630
WALCOTT, IA 52773
(563) 284-6263
www.catscale.com

1212

94448376

THE CAT SCALE GUARANTEE

The CAT Scale Company **GUARANTEES** that our scales will give an accurate weight. What makes us different from other scale companies is that we back up our guarantee with cash.©

IF YOU SHOULD GET AN OVERWEIGHT FINE, YOU SHOULD DO THE FOLLOWING TO GET THE PROBLEM RESOLVED:

1) Post bond and request a court date.
2) Call CAT Scale Company direct 24 hours a day at 1-877-CAT-SCALE (toll free).
3) IMMEDIATELY send a copy of the citation, CAT Scale ticket, your name, company, address, and phone number to CAT Scale Company Attn: Operations Manager.

THANK YOU FOR WEIGHING ON CAT SCALE!

The four weights shown below are separate weights. The TOTAL WEIGHT was weighed on a full length platform scale. **AXLE WEIGHTS CAN NOT BE CERTIFIED** and are **NOT LEGAL FOR TRADE, however, CAT SCALE COMPANY GUARANTEES THESE WEIGHTS TO BE CORRECT.**

DATE: 1-21-2010

SCALE LOCATION: 278
GEE-CEE'S TRUCKSTOP
I-5 AND EXIT 57
TOLEDO WA

STEER AXLE	22720 lb
DRIVE AXLE	33080 lb
TRAILER AXLE	48580 lb
TOTAL WEIGHT	104380 lb
	(41,140 Tare) 31.62

COMPANY CELORIE ' TRACTOR # 21 TRAILER # 211

WEIGHER'S SIGNATURE: TIA WARD FEE: 9.00 FULL WEIGH TICKET # (IF REWEIGH)

ONLY CERTIFIED WEIGHTS APPEAR BELOW THIS LINE

CERTIFIED WEIGHTS (imprint seal)

GROSS

TARE

NET

WEIGH NUMBER
8376

WEIGHMASTER CERTIFICATE

This is to certify that the following described commodity was weighed, measured, or counted by a Weighmaster, whose signature is on this Certificate, who is a recognized authority of accuracy, as prescribed by State Law.

COMMODITY WEIGHED: FREIGHT ALL KINDS

REMARKS:

TRACTOR LICENSE # YAFBY151 TRACTOR #

TRAILER LICENSE # TRAILER #

TRAILER LICENSE # TRAILER #

NAME OF WEIGHMASTER (print): Tia Ward

WEIGHMASTER SIGNATURE: Tia Ward

© CAT SCALE COMPANY 12/0 (WA)

94448378

TICKET NUMBER

CERTIFIED AUTOMATED TRUCK SCALE

CAT SCALE COMPANY
P.O. BOX 630
WALCOTT, IA 52773
(563) 284-6263
www.catscale.com

1215

94448378

THE CAT SCALE GUARANTEE

The CAT Scale Company **GUARANTEES** that our scales will give an accurate weight. What makes us different from other scale companies is that we back up our guarantee with cash.©

IF YOU SHOULD GET AN OVERWEIGHT FINE, YOU SHOULD DO THE FOLLOWING TO GET THE PROBLEM RESOLVED:

1) Post bond and request a court date.
2) Call CAT Scale Company direct 24 hours a day at 1-877-CAT-SCALE (toll free).
3) IMMEDIATELY send a copy of the citation, CAT Scale ticket, your name, company, address, and phone number to CAT Scale Company Attn: Operations Manager.

THANK YOU FOR WEIGHING ON CAT SCALE!

The four weights shown below are separate weights. The TOTAL WEIGHT was weighed on a full length platform scale. **AXLE WEIGHTS CAN NOT BE CERTIFIED** and are **NOT LEGAL FOR TRADE, however, CAT SCALE COMPANY GUARANTEES THESE WEIGHTS TO BE CORRECT.**

DATE: 1-21-2010

SCALE LOCATION: 278
GEE-CEE'S TRUCKSTOP
I-5 AND EXIT 57
TOLEDO WA

STEER AXLE	16420 lb
DRIVE AXLE	41320 lb
TRAILER AXLE	45420 lb 31.42
TOTAL WEIGHT	103160 lb Ton
	(40,320 Tare)

COMPANY CELORIE ' TRACTOR # 19 TRAILER # 191

WEIGHER'S SIGNATURE: RACHEL WALLACE FEE: 9.00 FULL WEIGH TICKET # (IF REWEIGH)

ONLY CERTIFIED WEIGHTS APPEAR BELOW THIS LINE

CERTIFIED WEIGHTS (imprint seal)

GROSS

TARE

NET

WEIGH NUMBER
8378

WEIGHMASTER CERTIFICATE

This is to certify that the following described commodity was weighed, measured, or counted by a Weighmaster, whose signature is on this Certificate, who is a recognized authority of accuracy, as prescribed by State Law.

COMMODITY WEIGHED: FREIGHT ALL KINDS

REMARKS:

TRACTOR LICENSE # YAPT145,DX TRACTOR #

TRAILER LICENSE # TRAILER #

TRAILER LICENSE # TRAILER #

NAME OF WEIGHMASTER (print): Rachel Wallace

WEIGHMASTER SIGNATURE: Rachel Wallace

© CAT SCALE COMPANY 12/0 (WA)

94448380

TICKET NUMBER

CERTIFIED AUTOMATED TRUCK SCALE

CAT SCALE COMPANY
P.O. BOX 630
WALCOTT, IA 52773
(563) 284-6263
www.catscale.com

THE CAT SCALE GUARANTEE

The CAT Scale Company **GUARANTEES** that our scales will give an accurate weight. What makes us different from other scale companies is that we back up our guarantee with cash.©

IF YOU SHOULD GET AN OVERWEIGHT FINE, YOU SHOULD DO THE FOLLOWING TO GET THE PROBLEM RESOLVED:

1) Post bond and request a court date.
2) Call CAT Scale Company direct 24 hours a day at 1-877-CAT-SCALE (toll free).
3) IMMEDIATELY send a copy of the citation, CAT Scale ticket, your name, company, address, and phone number to CAT Scale Company Attn: Operations Manager.

THANK YOU FOR WEIGHING ON CAT SCALE!

The four weights shown below are separate weights. The TOTAL WEIGHT was weighed on a full length platform scale. **AXLE WEIGHTS CAN NOT BE CERTIFIED** and are **NOT LEGAL FOR TRADE, however, CAT SCALE COMPANY GUARANTEES THESE WEIGHTS TO BE CORRECT.**

DATE: 1-21 2019

SCALE LOCATION: 278 [illegible] TRUCKSTOP [illegible] I-5 AND EXIT 67 TOLEDO WA

STEER AXLE

DRIVE AXLE

TRAILER AXLE

TOTAL WEIGHT (41,220 Tare.)

COMPANY [illegible] TRACTOR # _____ TRAILER # _____

WEIGHER'S SIGNATURE: [illegible] RACHEL WALLACE FEE: [illegible] FULL WEIGH TICKET # _____ (IF REWEIGH)

ONLY CERTIFIED WEIGHTS APPEAR BELOW THIS LINE

CERTIFIED WEIGHTS (imprint seal)

GROSS

TARE

NET

SCALE NUMBER 42 [illegible]

WEIGHMASTER CERTIFICATE

This is to certify that the following described commodity was weighed, measured, or counted by a Weighmaster, whose signature is on this Certificate, who is a recognized authority of accuracy, as prescribed by State Law.

COMMODITY WEIGHED: [illegible]

REMARKS: _____

TRACTOR LICENSE # [illegible] TRACTOR # _____

TRAILER LICENSE # _____ TRAILER # _____

TRAILER LICENSE # _____ TRAILER # _____

NAME OF WEIGHMASTER (print): _____

WEIGHMASTER SIGNATURE: _____

© CAT SCALE COMPANY® 120 (WA)

94448379

TICKET NUMBER

CERTIFIED AUTOMATED TRUCK SCALE

CAT SCALE COMPANY
P.O. BOX 630
WALCOTT, IA 52773
(563) 284-6263
www.catscale.com

THE CAT SCALE GUARANTEE

The CAT Scale Company **GUARANTEES** that our scales will give an accurate weight. What makes us different from other scale companies is that we back up our guarantee with cash.©

IF YOU SHOULD GET AN OVERWEIGHT FINE, YOU SHOULD DO THE FOLLOWING TO GET THE PROBLEM RESOLVED:

1) Post bond and request a court date.
2) Call CAT Scale Company direct 24 hours a day at 1-877-CAT-SCALE (toll free).
3) IMMEDIATELY send a copy of the citation, CAT Scale ticket, your name, company, address, and phone number to CAT Scale Company Attn: Operations Manager.

THANK YOU FOR WEIGHING ON CAT SCALE!

The four weights shown below are separate weights. The TOTAL WEIGHT was weighed on a full length platform scale. **AXLE WEIGHTS CAN NOT BE CERTIFIED** and are **NOT LEGAL FOR TRADE, however, CAT SCALE COMPANY GUARANTEES THESE WEIGHTS TO BE CORRECT.**

DATE: 1-21-2019

SCALE LOCATION: 278 [illegible] TRUCKSTOP I-5 AND EXIT 67 TOLEDO WA

STEER AXLE

DRIVE AXLE

TRAILER AXLE

TOTAL WEIGHT (39,640 Tare)

COMPANY [illegible] TRACTOR # _____ TRAILER # _____

WEIGHER'S SIGNATURE: [illegible] RACHEL WALLACE FEE: [illegible] FULL WEIGH TICKET # _____ (IF REWEIGH)

ONLY CERTIFIED WEIGHTS APPEAR BELOW THIS LINE

CERTIFIED WEIGHTS (imprint seal)

GROSS

TARE

NET

SCALE NUMBER 42 [illegible]

WEIGHMASTER CERTIFICATE

This is to certify that the following described commodity was weighed, measured, or counted by a Weighmaster, whose signature is on this Certificate, who is a recognized authority of accuracy, as prescribed by State Law.

COMMODITY WEIGHED: [illegible]

REMARKS: _____

TRACTOR LICENSE # [illegible] TRACTOR # _____

TRAILER LICENSE # _____ TRAILER # _____

TRAILER LICENSE # _____ TRAILER # _____

NAME OF WEIGHMASTER (print): [illegible]

WEIGHMASTER SIGNATURE: _____

© CAT SCALE COMPANY® 120 (WA)

04443382
TICKET NUMBER

CERTIFIED AUTOMATED TRUCK SCALE

CAT SCALE COMPANY
P.O. BOX 630
WALCOTT, IA 52773
(563) 284-6263
www.catscale.com

THE CAT SCALE GUARANTEE

The CAT Scale Company **GUARANTEES** that our scales will give an accurate weight. What makes us different from other scale companies is that we back up our guarantee with cash.©

IF YOU SHOULD GET AN OVERWEIGHT FINE, YOU SHOULD DO THE FOLLOWING TO GET THE PROBLEM RESOLVED:

1) Post bond and request a court date.
2) Call CAT Scale Company direct 24 hours a day at 1-877-CAT-SCALE (toll free).
3) IMMEDIATELY send a copy of the citation, CAT Scale ticket, your name, company, address, and phone number to CAT Scale Company Attn: Operations Manager.

THANK YOU FOR WEIGHING ON CAT SCALE

The four weights shown below are separate weights. The TOTAL WEIGHT was weighed on a full length platform scale. **AXLE WEIGHTS CAN NOT BE CERTIFIED** and are **NOT LEGAL FOR TRADE, however, CAT SCALE COMPANY GUARANTEES THESE WEIGHTS TO BE CORRECT.**

DATE:

SCALE LOCATION:

STEER AXLE

DRIVE AXLE

TRAILER AXLE

TOTAL WEIGHT (39520-tare) 31.92 Tons

COMPANY WATSON TRACTOR # TRAILER #

WEIGHER'S SIGNATURE: TIA WARD FEE: FULL WEIGH TICKET # (IF REWEIGH)

ONLY CERTIFIED WEIGHTS APPEAR BELOW THIS LINE

CERTIFIED WEIGHTS
(imprint seal)

GROSS

TARE

NET

WEIGHMASTER CERTIFICATE

This is to certify that the following described commodity was weighed, measured, or counted by a Weighmaster, whose signature is on this Certificate, who is a recognized authority of accuracy, as prescribed by State Law.

COMMODITY WEIGHED:

REMARKS:

TRACTOR LICENSE # TRACTOR #

TRAILER LICENSE # TRAILER #

TRAILER LICENSE # TRAILER #

NAME OF WEIGHMASTER (print):

WEIGHMASTER SIGNATURE:

©CAT SCALE COMPANY® 12/08
(WA)

TRUCK LOG SHEET

Ctrl #	DATE	TIME	CUSTOMER	HAULER, DRIVER & TRUCK#	GROSS/TARE WGT (LBS)	TICKET #	SYSTEM ID# (OFFICE USE ONLY)
3733	~~1-22-10~~	~~100~~	~~Port of Oly~~	~~Watson "JJ"~~	~~103580 / 39520~~	~~8392~~	
3734	1-22-10	550	Port of Olympia	Celorie Mark 22	105560 / 39940	8388	
3735	1-22-10	550	" "	Celorie Richard 20	104980 / 39880	8389	
3736	[illegible]	[illegible]	"	Celorie Jon 19	106140 / 40320	8393	
3737	1-22-10	550	Port of Olympia	Celorie John S #21	100800 41140	8391	
3738	1-22-10	5:50	Port of Olympia	Celorie Mike #11	105960 41220	8395	
3739	1-22-10	6:00	"	" Les 10	104820 39640	8384	
3740	1-22-10	600	Port of Olympia	Watson "Josh" 25	103920 39520	8396	
3741	1-22-10	920	"	Celorie Mark 22	107320 39940	0813	
3742	1-22-10	924	" "	Celorie Richard 20	103580 39880	0814	
3743	1-22-10	9:32	Port of Olympia	Celorie #11 Mike	110960 41220	0815	
3744	1-22-10	937	Port of Olympia	Celorie #21 John S	104820 41140	30816	
3745	1-22-10	940	"	Celorie 19 Jon	106120 40320	817	
3746	1-22-10	945	"	" 10 Les	107840 39640	818	
3747	1-22-10	105	"	" 22 Mark	108540 39940	0827	
3748	1-22-10	110	" "	Celorie 20 Richard	104640 39880	0829	
3749	1-22-10	11:30	Port of Olympia	Celorie Bruce #11 Michael	107560 41220	0830	
3750	[illegible]	[illegible]	"	Celorie 19 Jon	104840 40320	0831	
3751	1-22-10	1140	Port of Olympia	Celorie #21 John S	104260 41140	0832	
3752	"	145	"	" #10 Les	100660 39640	0833	

94448388

TICKET NUMBER

CAT SCALE

CERTIFIED AUTOMATED TRUCK SCALE

CAT SCALE COMPANY
P.O. BOX 630
WALCOTT, IA 52773
(563) 284-6263
www.catscale.com

1521

94448388

THE CAT SCALE GUARANTEE

The CAT Scale Company **GUARANTEES** that our scales will give an accurate weight. What makes us different from other scale companies is that we back up our guarantee with cash.©

IF YOU SHOULD GET AN OVERWEIGHT FINE, YOU SHOULD DO THE FOLLOWING TO GET THE PROBLEM RESOLVED:

1) Post bond and request a court date.
2) Call CAT Scale Company direct 24 hours a day at 1-877-CAT-SCALE (toll free).
3) IMMEDIATELY send a copy of the citation, CAT Scale ticket, your name, company, address, and phone number to CAT Scale Company Attn: Operations Manager.

THANK YOU FOR WEIGHING ON CAT SCALE

The four weights shown below are separate weights. The TOTAL WEIGHT was weighed on a full length platform scale. **AXLE WEIGHTS CAN NOT BE CERTIFIED** and are **NOT LEGAL FOR TRADE, however, CAT SCALE COMPANY GUARANTEES THESE WEIGHTS TO BE CORRECT.**

DATE: 1-21-2010

SCALE LOCATION: 278
GEE-CEE'S TRUCKSTOP
I-5 AND EXIT 57
TOLEDO WA

STEER AXLE	23240 lb
DRIVE AXLE	36160 lb
TRAILER AXLE	46160 lb
TOTAL WEIGHT	105560 lb
	(39940 Tare)

32.81 T

COMPANY CELORIE TRACTOR # 22 TRAILER # 22T

WEIGHER'S SIGNATURE TIFFANY RUSSO FEE: 9.00 FULL WEIGH TICKET # (IF REWEIGH)

ONLY CERTIFIED WEIGHTS APPEAR BELOW THIS LINE

CERTIFIED WEIGHTS (imprint seal)

GROSS

TARE

NET

WEIGH NUMBER
8388

WEIGHMASTER CERTIFICATE

This is to certify that the following described commodity was weighed, measured, or counted by a Weighmaster, whose signature is on this Certificate, who is a recognized authority of accuracy, as prescribed by State Law.

COMMODITY WEIGHED: FREIGHT ALL KINDS

REMARKS:

TRACTOR LICENSE # YH 2852 OR TRACTOR #

TRAILER LICENSE # TRAILER #

TRAILER LICENSE # TRAILER #

NAME OF WEIGHMASTER (print): TIFFANY RUSSO

WEIGHMASTER SIGNATURE:

© CAT SCALE COMPANY 12/ (WA)

94448389

TICKET NUMBER

CAT SCALE

CERTIFIED AUTOMATED TRUCK SCALE

CAT SCALE COMPANY
P.O. BOX 630
WALCOTT, IA 52773
(563) 284-6263
www.catscale.com

THE CAT SCALE GUARANTEE

The CAT Scale Company **GUARANTEES** that our scales will give an accurate weight. What makes us different from other scale companies is that we back up our guarantee with cash.©

IF YOU SHOULD GET AN OVERWEIGHT FINE, YOU SHOULD DO THE FOLLOWING TO GET THE PROBLEM RESOLVED:

1) Post bond and request a court date.
2) Call CAT Scale Company direct 24 hours a day at 1-877-CAT-SCALE (toll free).
3) IMMEDIATELY send a copy of the citation, CAT Scale ticket, your name, company, address, and phone number to CAT Scale Company Attn: Operations Manager.

THANK YOU FOR WEIGHING ON CAT SCALE

The four weights shown below are separate weights. The TOTAL WEIGHT was weighed on a full length platform scale. **AXLE WEIGHTS CAN NOT BE CERTIFIED** and are **NOT LEGAL FOR TRADE, however, CAT SCALE COMPANY GUARANTEES THESE WEIGHTS TO BE CORRECT.**

LW3986

DATE: 1-21-2010

SCALE LOCATION: 278
GEE-CEE'S TRUCKSTOP
I-5 AND EXIT 57
TOLEDO WA

STEER AXLE	[illegible]
DRIVE AXLE	[illegible]
TRAILER AXLE	[illegible]
TOTAL WEIGHT	[illegible]
	39840 (Tare)

32.55 Tons

COMPANY CELORIE TRACTOR # TRAILER #

WEIGHER'S SIGNATURE TIFFANY RUSSO FEE: 9.00 FULL WEIGH TICKET # (IF REWEIGH)

ONLY CERTIFIED WEIGHTS APPEAR BELOW THIS LINE

CERTIFIED WEIGHTS (imprint seal)

GROSS

TARE

NET

WEIGH NUMBER
8389

WEIGHMASTER CERTIFICATE

This is to certify that the following described commodity was weighed, measured, or counted by a Weighmaster, whose signature is on this Certificate, who is a recognized authority of accuracy, as prescribed by State Law.

COMMODITY WEIGHED: FREIGHT ALL KINDS

REMARKS:

TRACTOR LICENSE # YH LW3986 TRACTOR #

TRAILER LICENSE # TRAILER #

TRAILER LICENSE # TRAILER #

NAME OF WEIGHMASTER (print): TIFFANY RUSSO

WEIGHMASTER SIGNATURE:

© CAT SCALE COMPANY® 12/

94448393

TICKET NUMBER

CERTIFIED AUTOMATED TRUCK SCALE

CAT SCALE COMPANY
P.O. BOX 630
WALCOTT, IA 52773
(563) 284-6263
www.catscale.com

1533

94448393

THE CAT SCALE GUARANTEE

The CAT Scale Company **GUARANTEES** that our scales will give an accurate weight. What makes us different from other scale companies is that we back up our guarantee with cash.©

IF YOU SHOULD GET AN OVERWEIGHT FINE, YOU SHOULD DO THE FOLLOWING TO GET THE PROBLEM RESOLVED:

1) Post bond and request a court date.
2) Call CAT Scale Company direct 24 hours a day at 1-877-CAT-SCALE (toll free).
3) IMMEDIATELY send a copy of the citation, CAT Scale ticket, your name, company, address, and phone number to CAT Scale Company Attn: Operations Manager.

THANK YOU FOR WEIGHING ON CAT SCALE!

The four weights shown below are separate weights. The TOTAL WEIGHT was weighed on a full length platform scale. **AXLE WEIGHTS CAN NOT BE CERTIFIED** and are **NOT LEGAL FOR TRADE, however, CAT SCALE COMPANY GUARANTEES THESE WEIGHTS TO BE CORRECT.**

DATE: 1-21-2010

SCALE LOCATION: 278
GEE-CEE'S TRUCKSTOP
I-5 AND EXIT 57
TOLEDO WA

STEER AXLE	21700 lb
DRIVE AXLE	34540 lb
TRAILER AXLE	50400 lb
TOTAL WEIGHT	106640 lb
	(40,320 Tare)

33.16 Tons

COMPANY CELORIE TRACTOR # 19 TRAILER # 191

WEIGHER'S SIGNATURE: TIFFANY RUSSO FEE: 9.00 FULL WEIGH TICKET # (IF REWEIGH)

ONLY CERTIFIED WEIGHTS APPEAR BELOW THIS LINE

CERTIFIED WEIGHTS (imprint seal)

GROSS

TARE

NET

WEIGH NUMBER
8393

WEIGHMASTER CERTIFICATE

This is to certify that the following described commodity was weighed, measured, or counted by a Weighmaster, whose signature is on this Certificate, who is a recognized authority of accuracy, as prescribed by State Law.

COMMODITY WEIGHED: FREIGHT ALL KINDS

REMARKS:

TRACTOR LICENSE # YAP4145 TRACTOR #

TRAILER LICENSE # TRAILER #

TRAILER LICENSE # TRAILER #

NAME OF WEIGHMASTER (print): TIFFANY RUSSO

WEIGHMASTER SIGNATURE:

© CAT SCALE COMPANY® 12/0 (WA)

94448391

TICKET NUMBER

CERTIFIED AUTOMATED TRUCK SCALE

CAT SCALE COMPANY
P.O. BOX 630
WALCOTT, IA 52773
(563) 284-6263
www.catscale.com

1524

94448391

THE CAT SCALE GUARANTEE

The CAT Scale Company **GUARANTEES** that our scales will give an accurate weight. What makes us different from other scale companies is that we back up our guarantee with cash.©

IF YOU SHOULD GET AN OVERWEIGHT FINE, YOU SHOULD DO THE FOLLOWING TO GET THE PROBLEM RESOLVED:

1) Post bond and request a court date.
2) Call CAT Scale Company direct 24 hours a day at 1-877-CAT-SCALE (toll free).
3) IMMEDIATELY send a copy of the citation, CAT Scale ticket, your name, company, address, and phone number to CAT Scale Company Attn: Operations Manager.

THANK YOU FOR WEIGHING ON CAT SCALE!

The four weights shown below are separate weights. The TOTAL WEIGHT was weighed on a full length platform scale. **AXLE WEIGHTS CAN NOT BE CERTIFIED** and are **NOT LEGAL FOR TRADE, however, CAT SCALE COMPANY GUARANTEES THESE WEIGHTS TO BE CORRECT.**

DATE: 1-21-2010

SCALE LOCATION: 278
GEE-CEE'S TRUCKSTOP
I-5 AND EXIT 57
TOLEDO WA

STEER AXLE	21880 lb
DRIVE AXLE	31860 lb
TRAILER AXLE	47060 lb
TOTAL WEIGHT	100800 lb
	(41140 Tare)

COMPANY CELORIE TRACTOR # 21 TRAILER # 211

WEIGHER'S SIGNATURE: TIFFANY RUSSO FEE: 9.00 FULL WEIGH TICKET # (IF REWEIGH)

ONLY CERTIFIED WEIGHTS APPEAR BELOW THIS LINE

CERTIFIED WEIGHTS (imprint seal)

GROSS

TARE

NET

WEIGH NUMBER
8391

WEIGHMASTER CERTIFICATE

This is to certify that the following described commodity was weighed, measured, or counted by a Weighmaster, whose signature is on this Certificate, who is a recognized authority of accuracy, as prescribed by State Law.

COMMODITY WEIGHED: FREIGHT ALL KINDS

REMARKS:

TRACTOR LICENSE # YAP4151 TRACTOR #

TRAILER LICENSE # TRAILER #

TRAILER LICENSE # TRAILER #

NAME OF WEIGHMASTER (print): TIFFANY RUSSO

WEIGHMASTER SIGNATURE:

© CAT SCALE COMPANY® 12/ (WA)

94448395

TICKET NUMBER

CAT SCALE

CERTIFIED AUTOMATED TRUCK SCALE

CAT SCALE COMPANY
P.O. BOX 630
WALCOTT, IA 52773
(563) 284-6263
www.catscale.com

1541
94448395

THE CAT SCALE GUARANTEE

The CAT Scale Company **GUARANTEES** that our scales will give an accurate weight. What makes us different from other scale companies is that we back up our guarantee with cash.©

IF YOU SHOULD GET AN OVERWEIGHT FINE, YOU SHOULD DO THE FOLLOWING TO GET THE PROBLEM RESOLVED:

1) Post bond and request a court date.
2) Call CAT Scale Company direct 24 hours a day at 1-877-CAT-SCALE (toll free).
3) IMMEDIATELY send a copy of the citation, CAT Scale ticket, your name, company, address, and phone number to CAT Scale Company Attn: Operations Manager.

THANK YOU FOR WEIGHING ON CAT SCALE!

The four weights shown below are separate weights. The TOTAL WEIGHT was weighed on a full length platform scale. **AXLE WEIGHTS CAN NOT BE CERTIFIED** and are **NOT LEGAL FOR TRADE, however, CAT SCALE COMPANY GUARANTEES THESE WEIGHTS TO BE CORRECT.**

DATE: 1-21-2010

SCALE LOCATION: 278 GEE-CEE'S TRUCKSTOP I-5 AND EXIT 57 TOLEDO WA

STEER AXLE 20160 lb

DRIVE AXLE 36620 lb 32.37 kg

TRAILER AXLE 49180 lb

TOTAL WEIGHT 105960 lb (41,220 Tare)

COMPANY CELORIE TRACTOR # 11 TRAILER # 111

WEIGHER'S SIGNATURE: TIFFANY RUSSO FEE: 9.00 FULL WEIGH TICKET # (IF REWEIGH)

ONLY CERTIFIED WEIGHTS APPEAR BELOW THIS LINE

CERTIFIED WEIGHTS (imprint seal)

GROSS

TARE

NET

WEIGH NUMBER 8395

WEIGHMASTER CERTIFICATE

This is to certify that the following described commodity was weighed, measured, or counted by a Weighmaster, whose signature is on this Certificate, who is a recognized authority of accuracy, as prescribed by State Law.

COMMODITY WEIGHED: FREIGHT ALL KINDS

REMARKS:

TRACTOR LICENSE # YARC1058 (OR) TRACTOR #

TRAILER LICENSE # TRAILER #

TRAILER LICENSE # TRAILER #

NAME OF WEIGHMASTER (print): TIFFANY RUSSO

WEIGHMASTER SIGNATURE:

© CAT SCALE COMPANY® 12/0 (WA)

94448394

TICKET NUMBER

CAT SCALE

CERTIFIED AUTOMATED TRUCK SCALE

CAT SCALE COMPANY
P.O. BOX 630
WALCOTT, IA 52773
(563) 284-6263
www.catscale.com

THE CAT SCALE GUARANTEE

The CAT Scale Company **GUARANTEES** that our scales will give an accurate weight. What makes us different from other scale companies is that we back up our guarantee with cash.©

IF YOU SHOULD GET AN OVERWEIGHT FINE, YOU SHOULD DO THE FOLLOWING TO GET THE PROBLEM RESOLVED:

1) Post bond and request a court date.
2) Call CAT Scale Company direct 24 hours a day at 1-877-CAT-SCALE (toll free).
3) IMMEDIATELY send a copy of the citation, CAT Scale ticket, your name, company, address, and phone number to CAT Scale Company Attn: Operations Manager.

THANK YOU FOR WEIGHING ON CAT SCALE!

The four weights shown below are separate weights. The TOTAL WEIGHT was weighed on a full length platform scale. **AXLE WEIGHTS CAN NOT BE CERTIFIED** and are **NOT LEGAL FOR TRADE, however, CAT SCALE COMPANY GUARANTEES THESE WEIGHTS TO BE CORRECT.**

DATE: 1-21-2010

SCALE LOCATION: 278 GEE-CEE'S TRUCKSTOP I-5 AND EXIT 57 TOLEDO WA

STEER AXLE [illegible] lb

DRIVE AXLE [illegible] lb

TRAILER AXLE [illegible] lb

TOTAL WEIGHT [illegible] lb (39640 Tare) + 3259

COMPANY CELORIE TRACTOR # [illegible] TRAILER #

WEIGHER'S SIGNATURE: TIFFANY RUSSO FEE: 9.00 FULL WEIGH TICKET # (IF REWEIGH)

ONLY CERTIFIED WEIGHTS APPEAR BELOW THIS LINE

CERTIFIED WEIGHTS (imprint seal)

GROSS

TARE

NET

WEIGH NUMBER 8394

WEIGHMASTER CERTIFICATE

This is to certify that the following described commodity was weighed, measured, or counted by a Weighmaster, whose signature is on this Certificate, who is a recognized authority of accuracy, as prescribed by State Law.

COMMODITY WEIGHED: FREIGHT ALL KINDS

REMARKS:

TRACTOR LICENSE # TRACTOR #

TRAILER LICENSE # TRAILER #

TRAILER LICENSE # TRAILER #

NAME OF WEIGHMASTER (print): TIFFANY RUSSO

WEIGHMASTER SIGNATURE:

© CAT SCALE COMPANY® 12 (WA)

94449396

TICKET NUMBER

CERTIFIED AUTOMATED TRUCK SCALE

CAT SCALE COMPANY
P.O. BOX 630
WALCOTT, IA 52773
(563) 284-6263
www.catscale.com

THE CAT SCALE GUARANTEE

The CAT Scale Company **GUARANTEES** that our scales will give an accurate weight. What makes us different from other scale companies is that we back up our guarantee with cash.©

IF YOU SHOULD GET AN OVERWEIGHT FINE, YOU SHOULD DO THE FOLLOWING TO GET THE PROBLEM RESOLVED:

1) Post bond and request a court date.
2) Call CAT Scale Company direct 24 hours a day at 1-877-CAT-SCALE (toll free).
3) IMMEDIATELY send a copy of the citation, CAT Scale ticket, your name, company, address, and phone number to CAT Scale Company Attn: Operations Manager.

THANK YOU FOR WEIGHING ON CAT SCALE!

The four weights shown below are separate weights. The TOTAL WEIGHT was weighed on a full length platform scale. **AXLE WEIGHTS CAN NOT BE CERTIFIED** and are **NOT LEGAL FOR TRADE, however, CAT SCALE COMPANY GUARANTEES THESE WEIGHTS TO BE CORRECT.**

DATE: 1-21-2010

SCALE LOCATION: 278 GEE-CEE'S TRUCK STOP I-5 AND EXIT 57 TOLEDO WA

STEER AXLE [illegible]

DRIVE AXLE [illegible]

TRAILER AXLE [illegible]

TOTAL WEIGHT (39520 lbs) 32.20 ton

COMPANY WATSON TRACTOR # [illegible] TRAILER # [illegible]

WEIGHER'S SIGNATURE: TIFFANY RUSSO FEE: 9.00 FULL WEIGH TICKET # _____ (IF REWEIGH)

ONLY CERTIFIED WEIGHTS APPEAR BELOW THIS LINE

CERTIFIED WEIGHTS (imprint seal)

GROSS

TARE

NET

WEIGH NUMBER 0396

WEIGHMASTER CERTIFICATE

This is to certify that the following described commodity was weighed, measured, or counted by a Weighmaster, whose signature is on this Certificate, who is a recognized authority of accuracy, as prescribed by State Law.

COMMODITY WEIGHED: FREIGHT ALL KINDS

REMARKS: _____

TRACTOR LICENSE # [illegible] TRACTOR # _____

TRAILER LICENSE # _____ TRAILER # _____

TRAILER LICENSE # _____ TRAILER # _____

NAME OF WEIGHMASTER (print): [illegible]

WEIGHMASTER SIGNATURE: _____

© CAT SCALE COMPANY® 120 (WA)

94830813

TICKET NUMBER

CERTIFIED AUTOMATED TRUCK SCALE

CAT SCALE COMPANY
P.O. BOX 630
WALCOTT, IA 52773
(563) 284-6263
www.catscale.com

846
94830813

THE CAT SCALE GUARANTEE

The CAT Scale Company **GUARANTEES** that our scales will give an accurate weight. What makes us different from other scale companies is that we back up our guarantee with cash.©

IF YOU SHOULD GET AN OVERWEIGHT FINE, YOU SHOULD DO THE FOLLOWING TO GET THE PROBLEM RESOLVED:

1) Post bond and request a court date.
2) Call CAT Scale Company direct 24 hours a day at 1-877-CAT-SCALE (toll free).
3) IMMEDIATELY send a copy of the citation, CAT Scale ticket, your name, company, address, and phone number to CAT Scale Company Attn: Operations Manager.

THANK YOU FOR WEIGHING ON CAT SCALE!

The four weights shown below are separate weights. The TOTAL WEIGHT was weighed on a full length platform scale. **AXLE WEIGHTS CAN NOT BE CERTIFIED** and are **NOT LEGAL FOR TRADE, however, CAT SCALE COMPANY GUARANTEES THESE WEIGHTS TO BE CORRECT.**

DATE: 1-22-2010

SCALE LOCATION: 278 GEE-CEE'S TRUCKSTOP I-5 AND EXIT 57 TOLEDO WA

STEER AXLE 17380 lb

DRIVE AXLE 39240 lb

TRAILER AXLE 50700 lb

TOTAL WEIGHT 107320 lb (39940 Tons) 33.69 T

COMPANY CELORIE TRACTOR # 22 TRAILER # 22T

WEIGHER'S SIGNATURE: Rachel Wallace FEE: 9.00 FULL WEIGH TICKET # _____ (IF REWEIGH)

RACHEL WALLACE

ONLY CERTIFIED WEIGHTS APPEAR BELOW THIS LINE

CERTIFIED WEIGHTS (imprint seal)

GROSS

TARE

NET

WEIGH NUMBER 0813

WEIGHMASTER CERTIFICATE

This is to certify that the following described commodity was weighed, measured, or counted by a Weighmaster, whose signature is on this Certificate, who is a recognized authority of accuracy, as prescribed by State Law.

COMMODITY WEIGHED: FREIGHT ALL KINDS

REMARKS: _____

TRACTOR LICENSE # [illegible] TRACTOR # [illegible]

TRAILER LICENSE # [illegible] TRAILER # [illegible]

TRAILER LICENSE # [illegible] TRAILER # [illegible]

NAME OF WEIGHMASTER (print): Rachel Wallace

WEIGHMASTER SIGNATURE: Rachel Wallace

© CAT SCALE COMPANY® 12 (WA)

[illegible]0014

TICKET NUMBER

CAT SCALE

CERTIFIED AUTOMATED TRUCK SCALE

CAT SCALE COMPANY
P.O. BOX 630
WALCOTT, IA 52773
(563) 284-6263
www.catscale.com

THE CAT SCALE GUARANTEE

The CAT Scale Company **GUARANTEES** that our scales will give an accurate weight. What makes us different from other scale companies is that we back up our guarantee with cash.©

IF YOU SHOULD GET AN OVERWEIGHT FINE, YOU SHOULD DO THE FOLLOWING TO GET THE PROBLEM RESOLVED:

1) Post bond and request a court date.
2) Call CAT Scale Company direct 24 hours a day at 1-877-CAT-SCALE (toll free).
3) IMMEDIATELY send a copy of the citation, CAT Scale ticket, your name, company, address, and phone number to CAT Scale Company Attn: Operations Manager.

THANK YOU FOR WEIGHING ON CAT SCALE

The four weights shown below are separate weights. The TOTAL WEIGHT was weighed on a full length platform scale. **AXLE WEIGHTS CAN NOT BE CERTIFIED** and are **NOT LEGAL FOR TRADE, however, CAT SCALE COMPANY GUARANTEES THESE WEIGHTS TO BE CORRECT.**

DATE: 1-22-2010

SCALE LOCATION: 278 GEE CEE'S TRUCKSTOP I-5 AND EXIT 57 TOLEDO WA

STEER AXLE

DRIVE AXLE

TRAILER AXLE

TOTAL WEIGHT (39880 Tare)

COMPANY CELORIE BROA TRACTOR # TRAILER #

WEIGHER'S SIGNATURE: RACHEL WALLACE FEE: FULL WEIGH TICKET # (IF REWEIGH)

ONLY CERTIFIED WEIGHTS APPEAR BELOW THIS LINE

CERTIFIED WEIGHTS (imprint seal)

GROSS

TARE

NET

WEIGH NUMBER

WEIGHMASTER CERTIFICATE

This is to certify that the following described commodity was weighed, measured, or counted by a Weighmaster, whose signature is on this Certificate, who is a recognized authority of accuracy, as prescribed by State Law.

COMMODITY WEIGHED:

REMARKS:

TRACTOR LICENSE # TRACTOR #

TRAILER LICENSE # TRAILER #

TRAILER LICENSE # TRAILER #

NAME OF WEIGHMASTER (print):

WEIGHMASTER SIGNATURE:

© CAT SCALE COMPANY® 12/08 (WA)

94830815

TICKET NUMBER

CAT SCALE

CERTIFIED AUTOMATED TRUCK SCALE

CAT SCALE COMPANY
P.O. BOX 630
WALCOTT, IA 52773
(563) 284-6263
www.catscale.com

856
94830815

THE CAT SCALE GUARANTEE

The CAT Scale Company **GUARANTEES** that our scales will give an accurate weight. What makes us different from other scale companies is that we back up our guarantee with cash.©

IF YOU SHOULD GET AN OVERWEIGHT FINE, YOU SHOULD DO THE FOLLOWING TO GET THE PROBLEM RESOLVED:

1) Post bond and request a court date.
2) Call CAT Scale Company direct 24 hours a day at 1-877-CAT-SCALE (toll free).
3) IMMEDIATELY send a copy of the citation, CAT Scale ticket, your name, company, address, and phone number to CAT Scale Company Attn: Operations Manager.

THANK YOU FOR WEIGHING ON CAT SCALE

The four weights shown below are separate weights. The TOTAL WEIGHT was weighed on a full length platform scale. **AXLE WEIGHTS CAN NOT BE CERTIFIED** and are **NOT LEGAL FOR TRADE, however, CAT SCALE COMPANY GUARANTEES THESE WEIGHTS TO BE CORRECT.**

DATE: 1-22-2010

SCALE LOCATION: 278 GEE-CEE'S TRUCKSTOP I-5 AND EXIT 57 TOLEDO WA

STEER AXLE 22920 lb

DRIVE AXLE 37040 lb

TRAILER AXLE 51000 lb

TOTAL WEIGHT 110960 lb (41220 Tare)

34.87

COMPANY CELORIE BROA TRACTOR # 11 TRAILER # 111

WEIGHER'S SIGNATURE: RACHEL WALLACE FEE: 9.00 FULL WEIGH TICKET # (IF REWEIGH)

ONLY CERTIFIED WEIGHTS APPEAR BELOW THIS LINE

CERTIFIED WEIGHTS (imprint seal)

GROSS

TARE

NET

WEIGH NUMBER
0815

WEIGHMASTER CERTIFICATE

This is to certify that the following described commodity was weighed, measured, or counted by a Weighmaster, whose signature is on this Certificate, who is a recognized authority of accuracy, as prescribed by State Law.

COMMODITY WEIGHED: FREIGHT ALL KINDS

REMARKS:

TRACTOR LICENSE # YARC658,DR TRACTOR #

TRAILER LICENSE # TRAILER #

TRAILER LICENSE # TRAILER #

NAME OF WEIGHMASTER (print): Rachel Wallace

WEIGHMASTER SIGNATURE:

© CAT SCALE COMPANY® 12/08 (WA)

94830816

TICKET NUMBER

CAT SCALE

CERTIFIED AUTOMATED TRUCK SCALE

CAT SCALE COMPANY
P.O. BOX 630
WALCOTT, IA 52773
(563) 284-6263
www.catscale.com

857

94830816

THE CAT SCALE GUARANTEE

The CAT Scale Company **GUARANTEES** that our scales will give an accurate weight. What makes us different from other scale companies is that we back up our guarantee with cash.©

IF YOU SHOULD GET AN OVERWEIGHT FINE, YOU SHOULD DO THE FOLLOWING TO GET THE PROBLEM RESOLVED:

1) Post bond and request a court date.
2) Call CAT Scale Company direct 24 hours a day at 1-877-CAT-SCALE (toll free).
3) IMMEDIATELY send a copy of the citation, CAT Scale ticket, your name, company, address, and phone number to CAT Scale Company Attn: Operations Manager.

THANK YOU FOR WEIGHING ON CAT SCALE!

The four weights shown below are separate weights. The TOTAL WEIGHT was weighed on a full length platform scale. **AXLE WEIGHTS CAN NOT BE CERTIFIED** and are **NOT LEGAL FOR TRADE, however, CAT SCALE COMPANY GUARANTEES THESE WEIGHTS TO BE CORRECT.**

DATE: 1-22-2010

SCALE LOCATION: 278
GEE-CEE'S TRUCKSTOP
I-5 AND EXIT 57
TOLEDO WA

STEER AXLE	24280 lb
DRIVE AXLE	31080 lb
TRAILER AXLE	49460 lb
TOTAL WEIGHT	104820 lb

(41140 TARE) 31,84

COMPANY CELORIE BROS TRACTOR # 21 TRAILER # 21

WEIGHER'S SIGNATURE Rachel Wallace RACHEL WALLACE FEE: 9.00 FULL WEIGH TICKET # (IF REWEIGH)

ONLY CERTIFIED WEIGHTS APPEAR BELOW THIS LINE

CERTIFIED WEIGHTS (imprint seal)

GROSS

TARE

NET

WEIGH NUMBER 0816

WEIGHMASTER CERTIFICATE

This is to certify that the following described commodity was weighed, measured, or counted by a Weighmaster, whose signature is on this Certificate, who is a recognized authority of accuracy, as prescribed by State Law.

COMMODITY WEIGHED: FREIGHT ALL KINDS

REMARKS:

TRACTOR LICENSE # YA41545,OR TRACTOR #

TRAILER LICENSE # TRAILER #

TRAILER LICENSE # TRAILER #

NAME OF WEIGHMASTER (print): Rachel Wallace

WEIGHMASTER SIGNATURE: Rachel Wallace

© CAT SCALE COMPANY® 1210 (WA)

94830817

TICKET NUMBER

CAT SCALE

CERTIFIED AUTOMATED TRUCK SCALE

CAT SCALE COMPANY
P.O. BOX 630
WALCOTT, IA 52773
(563) 284-6263
www.catscale.com

902

94830817

THE CAT SCALE GUARANTEE

The CAT Scale Company **GUARANTEES** that our scales will give an accurate weight. What makes us different from other scale companies is that we back up our guarantee with cash.©

IF YOU SHOULD GET AN OVERWEIGHT FINE, YOU SHOULD DO THE FOLLOWING TO GET THE PROBLEM RESOLVED:

1) Post bond and request a court date.
2) Call CAT Scale Company direct 24 hours a day at 1-877-CAT-SCALE (toll free).
3) IMMEDIATELY send a copy of the citation, CAT Scale ticket, your name, company, address, and phone number to CAT Scale Company Attn: Operations Manager.

THANK YOU FOR WEIGHING ON CAT SCALE

The four weights shown below are separate weights. The TOTAL WEIGHT was weighed on a full length platform scale. **AXLE WEIGHTS CAN NOT BE CERTIFIED** and are **NOT LEGAL FOR TRADE, however, CAT SCALE COMPANY GUARANTEES THESE WEIGHTS TO BE CORRECT.**

DATE: 1-22-2010

SCALE LOCATION: 278
GEE-CEE'S TRUCKSTOP
I-5 AND EXIT 57
TOLEDO WA

STEER AXLE	18520 lb
DRIVE AXLE	39000 lb
TRAILER AXLE	48600 lb
TOTAL WEIGHT	106120 lb

(40320 TARE)

COMPANY CELORIE BROS TRACTOR # 19 TRAILER # 191

WEIGHER'S SIGNATURE Rachel Wallace RACHEL WALLACE FEE: 9.00 FULL WEIGH TICKET # (IF REWEIGH)

ONLY CERTIFIED WEIGHTS APPEAR BELOW THIS LINE

CERTIFIED WEIGHTS (imprint seal)

GROSS

TARE

NET

WEIGH NUMBER 0817

WEIGHMASTER CERTIFICATE

This is to certify that the following described commodity was weighed, measured, or counted by a Weighmaster, whose signature is on this Certificate, who is a recognized authority of accuracy, as prescribed by State Law.

COMMODITY WEIGHED: FREIGHT ALL KINDS

REMARKS:

TRACTOR LICENSE # YA41545,OR TRACTOR #

TRAILER LICENSE # TRAILER #

TRAILER LICENSE # TRAILER #

NAME OF WEIGHMASTER (print): Rachel Wallace

WEIGHMASTER SIGNATURE: Rachel Wallace

© CAT SCALE COMPANY® 12

94830818

TICKET NUMBER

CERTIFIED AUTOMATED TRUCK SCALE

CAT SCALE COMPANY
P.O. BOX 630
WALCOTT, IA 52773
(563) 284-6263
www.catscale.com

908

94830818

THE CAT SCALE GUARANTEE

The CAT Scale Company **GUARANTEES** that our scales will give an accurate weight. What makes us different from other scale companies is that we back up our guarantee with cash.©

IF YOU SHOULD GET AN OVERWEIGHT FINE, YOU SHOULD DO THE FOLLOWING TO GET THE PROBLEM RESOLVED:

1) Post bond and request a court date.
2) Call CAT Scale Company direct 24 hours a day at 1-877-CAT-SCALE (toll free).
3) IMMEDIATELY send a copy of the citation, CAT Scale ticket, your name, company, address, and phone number to CAT Scale Company Attn: Operations Manager.

THANK YOU FOR WEIGHING ON CAT SCALE!

The four weights shown below are separate weights. The TOTAL WEIGHT was weighed on a full length platform scale. **AXLE WEIGHTS CAN NOT BE CERTIFIED** and are **NOT LEGAL FOR TRADE, however, CAT SCALE COMPANY GUARANTEES THESE WEIGHTS TO BE CORRECT.**

DATE: 1-22-2010

SCALE LOCATION: 278 GEE-CEE'S TRUCKSTOP I-5 AND EXIT 57 TOLEDO WA

STEER AXLE	17840 lb
DRIVE AXLE	39820 lb
TRAILER AXLE	50180 lb
TOTAL WEIGHT	107840 lb
	(39640 Tare)

X 34 10

COMPANY CELORIE ' TRACTOR # 10 TRAILER # 101

WEIGHER'S SIGNATURE: TIA WARD FEE: 9.00 FULL WEIGH TICKET # (IF REWEIGH)

ONLY CERTIFIED WEIGHTS APPEAR BELOW THIS LINE

CERTIFIED WEIGHTS (imprint seal)

GROSS

TARE

NET

WEIGH NUMBER 0818

WEIGHMASTER CERTIFICATE

This is to certify that the following described commodity was weighed, measured, or counted by a Weighmaster, whose signature is on this Certificate, who is a recognized authority of accuracy, as prescribed by State Law.

COMMODITY WEIGHED: FREIGHT ALL KINDS

REMARKS:

TRACTOR LICENSE # YARG409 TRACTOR #

TRAILER LICENSE # TRAILER #

TRAILER LICENSE # TRAILER #

NAME OF WEIGHMASTER (print): TIA WARD

WEIGHMASTER SIGNATURE:

© CAT SCALE COMPANY® 12/1 (WA)

94830827

TICKET NUMBER

CERTIFIED AUTOMATED TRUCK SCALE

CAT SCALE COMPANY
P.O. BOX 630
WALCOTT, IA 52773
(563) 284-6263
www.catscale.com

1230

94830827

THE CAT SCALE GUARANTEE

The CAT Scale Company **GUARANTEES** that our scales will give an accurate weight. What makes us different from other scale companies is that we back up our guarantee with cash.©

IF YOU SHOULD GET AN OVERWEIGHT FINE, YOU SHOULD DO THE FOLLOWING TO GET THE PROBLEM RESOLVED:

1) Post bond and request a court date.
2) Call CAT Scale Company direct 24 hours a day at 1-877-CAT-SCALE (toll free).
3) IMMEDIATELY send a copy of the citation, CAT Scale ticket, your name, company, address, and phone number to CAT Scale Company Attn: Operations Manager.

THANK YOU FOR WEIGHING ON CAT SCALE!

The four weights shown below are separate weights. The TOTAL WEIGHT was weighed on a full length platform scale. **AXLE WEIGHTS CAN NOT BE CERTIFIED** and are **NOT LEGAL FOR TRADE, however, CAT SCALE COMPANY GUARANTEES THESE WEIGHTS TO BE CORRECT.**

DATE: 1-22-2010

SCALE LOCATION: 278 GEE-CEE'S TRUCKSTOP I-5 AND EXIT 57 TOLEDO WA

STEER AXLE	24440 lb
DRIVE AXLE	33460 lb
TRAILER AXLE	50640 lb
TOTAL WEIGHT	108540 lb
	(39940 Tare)

X 34 20

COMPANY CELORIE ' TRACTOR # 22 TRAILER # 221

WEIGHER'S SIGNATURE: TIA WARD FEE: 9.00 FULL WEIGH TICKET # (IF REWEIGH)

ONLY CERTIFIED WEIGHTS APPEAR BELOW THIS LINE

CERTIFIED WEIGHTS (imprint seal)

GROSS

TARE

NET

WEIGH NUMBER 0827

WEIGHMASTER CERTIFICATE

This is to certify that the following described commodity was weighed, measured, or counted by a Weighmaster, whose signature is on this Certificate, who is a recognized authority of accuracy, as prescribed by State Law.

COMMODITY WEIGHED: FREIGHT ALL KINDS

REMARKS:

TRACTOR LICENSE # YAP783 TRACTOR #

TRAILER LICENSE # TRAILER #

TRAILER LICENSE # TRAILER #

NAME OF WEIGHMASTER (print): TIA WARD

WEIGHMASTER SIGNATURE:

© CAT SCALE COMPANY® 12/0 (WA)

94830829

TICKET NUMBER

CAT SCALE

CERTIFIED AUTOMATED TRUCK SCALE

CAT SCALE COMPANY
P.O. BOX 630
WALCOTT, IA 52773
(563) 284-6263
www.catscale.com

THE CAT SCALE GUARANTEE

The CAT Scale Company **GUARANTEES** that our scales will give an accurate weight. What makes us different from other scale companies is that we back up our guarantee with cash.©

IF YOU SHOULD GET AN OVERWEIGHT FINE, YOU SHOULD DO THE FOLLOWING TO GET THE PROBLEM RESOLVED:

1) Post bond and request a court date.
2) Call CAT Scale Company direct 24 hours a day at 1-877-CAT-SCALE (toll free).
3) IMMEDIATELY send a copy of the citation, CAT Scale ticket, your name, company, address, and phone number to CAT Scale Company Attn: Operations Manager.

THANK YOU FOR WEIGHING ON CAT SCALE!

The four weights shown below are separate weights. The TOTAL WEIGHT was weighed on a full length platform scale. **AXLE WEIGHTS CAN NOT BE CERTIFIED** and are **NOT LEGAL FOR TRADE, however, CAT SCALE COMPANY GUARANTEES THESE WEIGHTS TO BE CORRECT.**

DATE: 1-22-2010

SCALE LOCATION: 278 GEE-CEE'S TRUCKSTOP I-5 AND EXIT 57 TOLEDO WA

STEER AXLE [illegible] 8352

DRIVE AXLE [illegible]

TRAILER AXLE [illegible] 2238

TOTAL WEIGHT [illegible] (39880 Tare)

COMPANY CELORIE TRACTOR # _____ TRAILER # _____

WEIGHER'S SIGNATURE: Tia Ward TIA WARD FEE: [illegible] FULL WEIGH TICKET # _____ (IF REWEIGH)

ONLY CERTIFIED WEIGHTS APPEAR BELOW THIS LINE

CERTIFIED WEIGHTS (imprint seal)

GROSS

TARE

NET

WEIGH NUMBER
0829

WEIGHMASTER CERTIFICATE

This is to certify that the following described commodity was weighed, measured, or counted by a Weighmaster, whose signature is on this Certificate, who is a recognized authority of accuracy, as prescribed by State Law.

COMMODITY WEIGHED: [illegible]

REMARKS: _____

TRACTOR LICENSE # YAP W3914 TRACTOR # _____

TRAILER LICENSE # _____ TRAILER # _____

TRAILER LICENSE # _____ TRAILER # _____

NAME OF WEIGHMASTER (print): TIA WARD

WEIGHMASTER SIGNATURE: Tia Ward

© CAT SCALE COMPANY® 128 (WA)

94830830

TICKET NUMBER

CAT SCALE

CERTIFIED AUTOMATED TRUCK SCALE

CAT SCALE COMPANY
P.O. BOX 630
WALCOTT, IA 52773
(563) 284-6263
www.catscale.com
1256
94830830

THE CAT SCALE GUARANTEE

The CAT Scale Company **GUARANTEES** that our scales will give an accurate weight. What makes us different from other scale companies is that we back up our guarantee with cash.©

IF YOU SHOULD GET AN OVERWEIGHT FINE, YOU SHOULD DO THE FOLLOWING TO GET THE PROBLEM RESOLVED:

1) Post bond and request a court date.
2) Call CAT Scale Company direct 24 hours a day at 1-877-CAT-SCALE (toll free).
3) IMMEDIATELY send a copy of the citation, CAT Scale ticket, your name, company, address, and phone number to CAT Scale Company Attn: Operations Manager.

THANK YOU FOR WEIGHING ON CAT SCALE!

The four weights shown below are separate weights. The TOTAL WEIGHT was weighed on a full length platform scale. **AXLE WEIGHTS CAN NOT BE CERTIFIED** and are **NOT LEGAL FOR TRADE, however, CAT SCALE COMPANY GUARANTEES THESE WEIGHTS TO BE CORRECT.**

DATE: 1-22-2010

SCALE LOCATION: 278 GEE-CEE'S TRUCKSTOP I-5 AND EXIT 57 TOLEDO WA

STEER AXLE 21600 lb

DRIVE AXLE 33480 lb

TRAILER AXLE 52480 lb

TOTAL WEIGHT 107560 lb
91220 Tare

COMPANY CELORIE TRACTOR # 11 TRAILER # 13T

WEIGHER'S SIGNATURE: Tia Ward TIA WARD FEE: 9.00 FULL WEIGH TICKET # _____ (IF REWEIGH)

ONLY CERTIFIED WEIGHTS APPEAR BELOW THIS LINE

CERTIFIED WEIGHTS (imprint seal)

GROSS

TARE

NET

WEIGH NUMBER
0830

WEIGHMASTER CERTIFICATE

This is to certify that the following described commodity was weighed, measured, or counted by a Weighmaster, whose signature is on this Certificate, who is a recognized authority of accuracy, as prescribed by State Law.

COMMODITY WEIGHED: FREIGHT ALL KINDS

REMARKS: _____

TRACTOR LICENSE # YARC1058 TRACTOR # _____

TRAILER LICENSE # _____ TRAILER # _____

TRAILER LICENSE # _____ TRAILER # _____

NAME OF WEIGHMASTER (print): TIA WARD

WEIGHMASTER SIGNATURE: Tia Ward

© CAT SCALE COMPANY® 12

94830831

TICKET NUMBER

CERTIFIED AUTOMATED TRUCK SCALE

CAT SCALE COMPANY
P.O. BOX 630
WALCOTT, IA 52773
(563) 284-6263
www.catscale.com

THE CAT SCALE GUARANTEE

The CAT Scale Company **GUARANTEES** that our scales will give an accurate weight. What makes us different from other scale companies is that we back up our guarantee with cash.©

IF YOU SHOULD GET AN OVERWEIGHT FINE, YOU SHOULD DO THE FOLLOWING TO GET THE PROBLEM RESOLVED:

1) Post bond and request a court date.
2) Call CAT Scale Company direct 24 hours a day at 1-877-CAT-SCALE (toll free).
3) IMMEDIATELY send a copy of the citation, CAT Scale ticket, your name, company, address, and phone number to CAT Scale Company Attn: Operations Manager.

THANK YOU FOR WEIGHING ON CAT SCALE!

The four weights shown below are separate weights. The TOTAL WEIGHT was weighed on a full length platform scale. **AXLE WEIGHTS CAN NOT BE CERTIFIED** and are **NOT LEGAL FOR TRADE, however, CAT SCALE COMPANY GUARANTEES THESE WEIGHTS TO BE CORRECT.**

DATE: 1-22-2010

SCALE LOCATION: 278 GEE-CEE'S TRUCKSTOP I-5 AND EXIT 57 TOLEDO WA

STEER AXLE [illegible]

DRIVE AXLE [illegible]

TRAILER AXLE [illegible]

TOTAL WEIGHT 32.26 Tons (40320 Tare)

COMPANY [illegible] TRACTOR # _____ TRAILER # _____

WEIGHER'S SIGNATURE: TIA WARD FEE: [illegible] FULL WEIGH TICKET # _____ (IF REWEIGH)

ONLY CERTIFIED WEIGHTS APPEAR BELOW THIS LINE

CERTIFIED WEIGHTS (imprint seal)

GROSS

TARE

NET

WEIGH NUMBER 0831

WEIGHMASTER CERTIFICATE

This is to certify that the following described commodity was weighed, measured, or counted by a Weighmaster, whose signature is on this Certificate, who is a recognized authority of accuracy, as prescribed by State Law.

COMMODITY WEIGHED: [illegible]

REMARKS: _____

TRACTOR LICENSE # YA[illegible] TRACTOR # _____

TRAILER LICENSE # _____ TRAILER # _____

TRAILER LICENSE # _____ TRAILER # _____

NAME OF WEIGHMASTER (print): TIA WARD

WEIGHMASTER SIGNATURE: [signature]

© CAT SCALE COMPANY® 12X (WA)

94830832

TICKET NUMBER

CERTIFIED AUTOMATED TRUCK SCALE

CAT SCALE COMPANY
P.O. BOX 630
WALCOTT, IA 52773
(563) 284-6263
www.catscale.com

1302
94830832

THE CAT SCALE GUARANTEE

The CAT Scale Company **GUARANTEES** that our scales will give an accurate weight. What makes us different from other scale companies is that we back up our guarantee with cash.©

IF YOU SHOULD GET AN OVERWEIGHT FINE, YOU SHOULD DO THE FOLLOWING TO GET THE PROBLEM RESOLVED:

1) Post bond and request a court date.
2) Call CAT Scale Company direct 24 hours a day at 1-877-CAT-SCALE (toll free).
3) IMMEDIATELY send a copy of the citation, CAT Scale ticket, your name, company, address, and phone number to CAT Scale Company Attn: Operations Manager.

THANK YOU FOR WEIGHING ON CAT SCALE!

The four weights shown below are separate weights. The TOTAL WEIGHT was weighed on a full length platform scale. **AXLE WEIGHTS CAN NOT BE CERTIFIED** and are **NOT LEGAL FOR TRADE, however, CAT SCALE COMPANY GUARANTEES THESE WEIGHTS TO BE CORRECT.**

DATE: 1-22-2010

SCALE LOCATION: 278 GEE-CEE'S TRUCKSTOP I-5 AND EXIT 57 TOLEDO WA

STEER AXLE 17600 lb

DRIVE AXLE 38460 lb

TRAILER AXLE 48200 lb

TOTAL WEIGHT 104260 lb (41,140 Tare)

COMPANY CLORIE BROS TRACTOR # 21 TRAILER # 21T

WEIGHER'S SIGNATURE: TIA WARD FEE: 9.00 FULL WEIGH TICKET # _____ (IF REWEIGH)

ONLY CERTIFIED WEIGHTS APPEAR BELOW THIS LINE

CERTIFIED WEIGHTS (imprint seal)

GROSS

TARE

NET

WEIGH NUMBER 0832

WEIGHMASTER CERTIFICATE

This is to certify that the following described commodity was weighed, measured, or counted by a Weighmaster, whose signature is on this Certificate, who is a recognized authority of accuracy, as prescribed by State Law.

COMMODITY WEIGHED: FREIGHT ALL KINDS

REMARKS: _____

TRACTOR LICENSE # YA[illegible] TRACTOR # _____

TRAILER LICENSE # _____ TRAILER # _____

TRAILER LICENSE # _____ TRAILER # _____

NAME OF WEIGHMASTER (print): TIA WARD

WEIGHMASTER SIGNATURE: [signature]

© CAT SCALE COMPANY® 12X (WA)

S1830833

TICKET NUMBER

CERTIFIED AUTOMATED TRUCK SCALE

CAT SCALE COMPANY
P.O. BOX 630
WALCOTT, IA 52773
(563) 284-6263
www.catscale.com

THE CAT SCALE GUARANTEE

The CAT Scale Company **GUARANTEES** that our scales will give an accurate weight. What makes us different from other scale companies is that we back up our guarantee with cash.®

IF YOU SHOULD GET AN OVERWEIGHT FINE, YOU SHOULD DO THE FOLLOWING TO GET THE PROBLEM RESOLVED:

1) Post bond and request a court date.
2) Call CAT Scale Company direct 24 hours a day at 1-877-CAT-SCALE (toll free).
3) IMMEDIATELY send a copy of the citation, CAT Scale ticket, your name, company, address, and phone number to CAT Scale Company Attn: Operations Manager.

THANK YOU FOR WEIGHING ON CAT SCALE!

The four weights shown below are separate weights. The TOTAL WEIGHT was weighed on a full length platform scale. **AXLE WEIGHTS CAN NOT BE CERTIFIED** and are **NOT LEGAL FOR TRADE**, however, **CAT SCALE COMPANY GUARANTEES THESE WEIGHTS TO BE CORRECT.**

DATE:

SCALE LOCATION:

STEER AXLE

DRIVE AXLE

TRAILER AXLE

TOTAL WEIGHT (39670 Tare)

COMPANY

TRACTOR #

TRAILER #

WEIGHER'S SIGNATURE:

FEE:

FULL WEIGH TICKET # (IF REWEIGH)

ONLY CERTIFIED WEIGHTS APPEAR BELOW THIS LINE

CERTIFIED WEIGHTS (imprint seal)

GROSS

TARE

NET

WEIGH NUMBER

WEIGHMASTER CERTIFICATE

This is to certify that the following described commodity was weighed, measured, or counted by a Weighmaster, whose signature is on this Certificate, who is a recognized authority of accuracy, as prescribed by State Law.

COMMODITY WEIGHED:

REMARKS:

TRACTOR LICENSE #

TRACTOR #

TRAILER LICENSE #

TRAILER #

TRAILER LICENSE #

TRAILER #

NAME OF WEIGHMASTER (print):

WEIGHMASTER SIGNATURE:

©CAT SCALE COMPANY® 12 (WA)

TRUCK LOG SHEET

Ctrl #	DATE	TIME	CUSTOMER	HAULER, DRIVER & TRUCK#	GROSS/TARE WGT (LBS)		TICKET #	SYSTEM ID# (OFFICE USE ONLY)
3757	1-25-10	912	Port of Olympia	Celorie Richard 20	108640	39680	0857	
3758	1-25-10	930	Port of Olympia	Celorie Mark 22	111000	39940	0858	
3759	1-25-10	9:30	Port of Olympia	Celorie #11 Mike	106200	41220	0860	
3760	1-25-10	9:32	"	Celorie #15 Jon	104320	40320	0861	
3761	1/25/10	932	"	" #21 Biggie	104620	40500	0859	
3762	1-25-10	935	Port Olympia	BWT 3	107280	40500	5644	
3763	1-25-10	9.40	- - - - - - - -	BWT 2.	94760	38.800	5643	
3764	[illegible]	[illegible]	[illegible]	[illegible]	[illegible]	[illegible]	[illegible]	
3765	1-25-10	1237	Port olympia	Celorie Richard #20	115880	39880	0870	
3766	1-25-10	1.00	Port of Olympia	Celorie #11 Mike	113460	41220	0872	
3767	1-25-10	1.02	"	Celorie 15 Jon	104720	40320	0873	
3768	1-25-10	106	"	" 22 Mark	106340	39940	0874	
3769	1/25/10	110	"	" 21 Biggie	105350	40500	0875	
3770	1-25	115	Port Olymp.	BWT 3	104300	40500	5652	
3771	1-25-10	1.20	- - - - - -	BWT 2.	102980	38800	5653.	

94830857

TICKET NUMBER

CAT SCALE

CERTIFIED AUTOMATED TRUCK SCALE

CAT SCALE COMPANY
P.O. BOX 630
WALCOTT, IA 52773
(563) 284-6263
www.catscale.com

THE CAT SCALE GUARANTEE

The CAT Scale Company **GUARANTEES** that our scales will give an accurate weight. What makes us different from other scale companies is that we back up our guarantee with cash.©

IF YOU SHOULD GET AN OVERWEIGHT FINE, YOU SHOULD DO THE FOLLOWING TO GET THE PROBLEM RESOLVED:

1) Post bond and request a court date.
2) Call CAT Scale Company direct 24 hours a day at 1-877-CAT-SCALE (toll free).
3) IMMEDIATELY send a copy of the citation, CAT Scale ticket, your name, company, address, and phone number to CAT Scale Company Attn: Operations Manager.

THANK YOU FOR WEIGHING ON CAT SCALE!

The four weights shown below are separate weights. The TOTAL WEIGHT was weighed on a full length platform scale. **AXLE WEIGHTS CAN NOT BE CERTIFIED** and are **NOT LEGAL FOR TRADE, however, CAT SCALE COMPANY GUARANTEES THESE WEIGHTS TO BE CORRECT.**

DATE: 1-20-2020

SCALE LOCATION:

STEER AXLE

DRIVE AXLE

TRAILER AXLE 34,38

TOTAL WEIGHT (39850 Tare)

COMPANY _____ TRACTOR # _____ TRAILER # _____

WEIGHER'S SIGNATURE: RACHEL WALLACE **FEE:**

FULL WEIGH TICKET # _____ (IF REWEIGH)

ONLY CERTIFIED WEIGHTS APPEAR BELOW THIS LINE

CERTIFIED WEIGHTS (imprint seal)

GROSS

TARE

NET

WEIGH NUMBER: 08332

WEIGHMASTER CERTIFICATE

This is to certify that the following described commodity was weighed, measured, or counted by a Weighmaster, whose signature is on this Certificate, who is a recognized authority of accuracy, as prescribed by State Law.

COMMODITY WEIGHED: _____

REMARKS: _____

TRACTOR LICENSE # [redacted] TRACTOR # _____

TRAILER LICENSE # _____ TRAILER # _____

TRAILER LICENSE # _____ TRAILER # _____

NAME OF WEIGHMASTER (print): _____

WEIGHMASTER SIGNATURE: _____

© CAT SCALE COMPANY® 1200 (WA)

94830858

TICKET NUMBER

CAT SCALE

CERTIFIED AUTOMATED TRUCK SCALE

CAT SCALE COMPANY
P.O. BOX 630
WALCOTT, IA 52773
(563) 284-6263
www.catscale.com

THE CAT SCALE GUARANTEE

The CAT Scale Company **GUARANTEES** that our scales will give an accurate weight. What makes us different from other scale companies is that we back up our guarantee with cash.©

IF YOU SHOULD GET AN OVERWEIGHT FINE, YOU SHOULD DO THE FOLLOWING TO GET THE PROBLEM RESOLVED:

1) Post bond and request a court date.
2) Call CAT Scale Company direct 24 hours a day at 1-877-CAT-SCALE (toll free).
3) IMMEDIATELY send a copy of the citation, CAT Scale ticket, your name, company, address, and phone number to CAT Scale Company Attn: Operations Manager.

THANK YOU FOR WEIGHING ON CAT SCALE!

The four weights shown below are separate weights. The TOTAL WEIGHT was weighed on a full length platform scale. **AXLE WEIGHTS CAN NOT BE CERTIFIED** and are **NOT LEGAL FOR TRADE, however, CAT SCALE COMPANY GUARANTEES THESE WEIGHTS TO BE CORRECT.**

DATE: 1-20-2020

SCALE LOCATION:

STEER AXLE

DRIVE AXLE

TRAILER AXLE

TOTAL WEIGHT (39940 Tare)

COMPANY _____ TRACTOR # _____ TRAILER # _____

WEIGHER'S SIGNATURE: RACHEL WALLACE **FEE:**

FULL WEIGH TICKET # _____ (IF REWEIGH)

ONLY CERTIFIED WEIGHTS APPEAR BELOW THIS LINE

CERTIFIED WEIGHTS (imprint seal)

GROSS

TARE

NET

WEIGH NUMBER: 08332

WEIGHMASTER CERTIFICATE

This is to certify that the following described commodity was weighed, measured, or counted by a Weighmaster, whose signature is on this Certificate, who is a recognized authority of accuracy, as prescribed by State Law.

COMMODITY WEIGHED: _____

REMARKS: _____

TRACTOR LICENSE # [redacted] TRACTOR # _____

TRAILER LICENSE # _____ TRAILER # _____

TRAILER LICENSE # _____ TRAILER # _____

NAME OF WEIGHMASTER (print): _____

WEIGHMASTER SIGNATURE: _____

© CAT SCALE COMPANY® 1200 (WA)

94830860

TICKET NUMBER

CAT SCALE

THE CAT SCALE GUARANTEE

The CAT Scale Company **GUARANTEES** that our scales will give an accurate weight. What makes us different from other scale companies is that we back up our guarantee with cash.©

IF YOU SHOULD GET AN OVERWEIGHT FINE, YOU SHOULD DO THE FOLLOWING TO GET THE PROBLEM RESOLVED:

1) Post bond and request a court date.
2) Call CAT Scale Company direct 24 hours a day at 1-877-CAT-SCALE (toll free).
3) IMMEDIATELY send a copy of the citation, CAT Scale ticket, your name, company, address, and phone number to CAT Scale Company Attn: Operations Manager.

THANK YOU FOR WEIGHING ON CAT SCALE

Material Recovery / Transfer
PO Box 188
Longview, WA 98632
(360) 578-6616

The four weights shown below are separate weights. The TOTAL WEIGHT was weighed on a full length platform scale. **AXLE WEIGHTS CAN NOT BE CERTIFIED** and are **NOT LEGAL FOR TRADE, however, CAT SCALE COMPANY GUARANTEES THESE WEIGHTS TO BE CORRECT.**

CERTIFIED AUTOMATED TRUCK SCALE

CAT SCALE COMPANY
P.O. BOX 630
WALCOTT, IA 52773
(563) 284-6263
www.catscale.com

852

94830860

DATE: 1-25-2010

SCALE LOCATION: 278
GEE-CEE'S TRUCKSTOP
I-5 AND EXIT 57
TOLEDO WA

STEER AXLE	22300 lb
DRIVE AXLE	32050 lb
TRAILER AXLE	51840 lb 32.49 Ton
TOTAL WEIGHT	106200 lb
	(41230 Tare)

COMPANY CELORIE BROS TRACTOR # 11 TRAILER # 11T

WEIGHER'S SIGNATURE: Rachel Wallace FEE: 9.00 FULL WEIGH TICKET # _____ (IF REWEIGH)
RACHEL WALLACE

ONLY CERTIFIED WEIGHTS APPEAR BELOW THIS LINE

CERTIFIED WEIGHTS (imprint seal)

GROSS

TARE

NET

WEIGH NUMBER
0860

WEIGHMASTER CERTIFICATE

This is to certify that the following described commodity was weighed, measured, or counted by a Weighmaster, whose signature is on this Certificate, who is a recognized authority of accuracy, as prescribed by State Law.

COMMODITY WEIGHED: FREIGHT ALL KINDS
REMARKS: _____
TRACTOR LICENSE # [illegible] TRACTOR # [illegible]
TRAILER LICENSE # [illegible] TRAILER # _____
TRAILER LICENSE # [illegible] TRAILER # [illegible]
NAME OF WEIGHMASTER (print): Rachel Wallace
WEIGHMASTER SIGNATURE: Rachel Wallace

© CAT SCALE COMPANY 124 (WA)

94830861

TICKET NUMBER

CAT SCALE

THE CAT SCALE GUARANTEE

The CAT Scale Company **GUARANTEES** that our scales will give an accurate weight. What makes us different from other scale companies is that we back up our guarantee with cash.©

IF YOU SHOULD GET AN OVERWEIGHT FINE, YOU SHOULD DO THE FOLLOWING TO GET THE PROBLEM RESOLVED:

1) Post bond and request a court date.
2) Call CAT Scale Company direct 24 hours a day at 1-877-CAT-SCALE (toll free).
3) IMMEDIATELY send a copy of the citation, CAT Scale ticket, your name, company, address, and phone number to CAT Scale Company Attn: Operations Manager.

THANK YOU FOR WEIGHING ON CAT SCALE

The four weights shown below are separate weights. The TOTAL WEIGHT was weighed on a full length platform scale. **AXLE WEIGHTS CAN NOT BE CERTIFIED** and are **NOT LEGAL FOR TRADE, however, CAT SCALE COMPANY GUARANTEES THESE WEIGHTS TO BE CORRECT.**

CERTIFIED AUTOMATED TRUCK SCALE

CAT SCALE COMPANY
P.O. BOX 630
WALCOTT, IA 52773
(563) 284-6263
www.catscale.com

853

94830861

DATE: 1-25-2010

SCALE LOCATION: 278
GEE-CEE'S TRUCKSTOP
I-5 AND EXIT 57
TOLEDO WA

Material Recovery / Transfer Facility
PO Box 188
Longview, WA 98632
(360) 578-6616

STEER AXLE	17150 lb
DRIVE AXLE	40280 lb 32.24 Ton
TRAILER AXLE	47360 lb
TOTAL WEIGHT	104800 lb
	(40,320 Tare)

COMPANY CELORIE BROS TRACTOR # 19 TRAILER # 19T

WEIGHER'S SIGNATURE: Rachel Wallace FEE: 9.00 FULL WEIGH TICKET # _____ (IF REWEIGH)
RACHEL WALLACE

ONLY CERTIFIED WEIGHTS APPEAR BELOW THIS LINE

CERTIFIED WEIGHTS (imprint seal)

GROSS

TARE

NET

WEIGH NUMBER
0861

WEIGHMASTER CERTIFICATE

This is to certify that the following described commodity was weighed, measured, or counted by a Weighmaster, whose signature is on this Certificate, who is a recognized authority of accuracy, as prescribed by State Law.

COMMODITY WEIGHED: FREIGHT ALL KINDS
REMARKS: _____
TRACTOR LICENSE # [illegible] TRACTOR # [illegible]
TRAILER LICENSE # [illegible] TRAILER # [illegible]
TRAILER LICENSE # [illegible] TRAILER # [illegible]
NAME OF WEIGHMASTER (print): Rachel Wallace

© CAT SCALE COMPANY 1

94830859

TICKET NUMBER

CAT SCALE

CERTIFIED AUTOMATED TRUCK SCALE

CAT SCALE COMPANY
P.O. BOX 630
WALCOTT, IA 52773
(563) 284-6263
www.catscale.com

845
94830859

THE CAT SCALE GUARANTEE

The CAT Scale Company **GUARANTEES** that our scales will give an accurate weight. What makes us different from other scale companies is that we back up our guarantee with cash.©

IF YOU SHOULD GET AN OVERWEIGHT FINE, YOU SHOULD DO THE FOLLOWING TO GET THE PROBLEM RESOLVED:

1) Post bond and request a court date.
2) Call CAT Scale Company direct 24 hours a day at 1-877-CAT-SCALE (toll free).
3) IMMEDIATELY send a copy of the citation, CAT Scale ticket, your name, company, address, and phone number to CAT Scale Company Attn: Operations Manager.

THANK YOU FOR WEIGHING ON CAT SCALE

Tare
40500

The four weights shown below are separate weights. The TOTAL WEIGHT was weighed on a full length platform scale. **AXLE WEIGHTS CAN NOT BE CERTIFIED** and are **NOT LEGAL FOR TRADE, however, CAT SCALE COMPANY GUARANTEES THESE WEIGHTS TO BE CORRECT.**

DATE: 1-25-2010

SCALE LOCATION: 278 GEE-CEE'S TRUCKSTOP I-5 AND EXIT 57 TOLEDO WA

STEER AXLE 23360 lb 32.06

DRIVE AXLE 32160 lb

TRAILER AXLE 49100 lb

TOTAL WEIGHT 104620 lb (40,500 Tare)

COMPANY CLORIE BROS TRACTOR # 21 TRAILER # 21T

WEIGHER'S SIGNATURE: Rachel Wall RACHEL WALLACE FEE: 9.00 FULL WEIGH TICKET # (IF REWEIGH)

ONLY CERTIFIED WEIGHTS APPEAR BELOW THIS LINE

CERTIFIED WEIGHTS (imprint seal)

GROSS

TARE

NET

WEIGH NUMBER
0859

WEIGHMASTER CERTIFICATE

This is to certify that the following described commodity was weighed, measured, or counted by a Weighmaster, whose signature is on this Certificate, who is a recognized authority of accuracy, as prescribed by State Law.

COMMODITY WEIGHED: FREIGHT ALL KINDS

REMARKS:

TRACTOR LICENSE # YAPY1ST, OR TRACTOR # Ø

TRAILER LICENSE # Ø TRAILER # Ø

TRAILER LICENSE # Ø TRAILER # Ø

NAME OF WEIGHMASTER (print): Rachel Wallace

WEIGHMASTER SIGNATURE: Rachel Wallace

© CAT SCALE COMPANY 12/ (WA)

94465644

TICKET NUMBER

CAT SCALE

CERTIFIED AUTOMATED TRUCK SCALE

CAT SCALE COMPANY
P.O. BOX 630
WALCOTT, IA 52773
(563) 284-6263
www.catscale.com

845
94465644

THE CAT SCALE GUARANTEE

The CAT Scale Company **GUARANTEES** that our scales will give an accurate weight. What makes us different from other scale companies is that we back up our guarantee with cash.©

IF YOU SHOULD GET AN OVERWEIGHT FINE, YOU SHOULD DO THE FOLLOWING TO GET THE PROBLEM RESOLVED:

1) Post bond and request a court date.
2) Call CAT Scale Company direct 24 hours a day at 1-877-CAT-SCALE (toll free).
3) IMMEDIATELY send a copy of the citation, CAT Scale ticket, your name, company, address, and phone number to CAT Scale Company Attn: Operations Manager.

THANK YOU FOR WEIGHING ON CAT SCALE

The four weights shown below are separate weights. The TOTAL WEIGHT was weighed on a full length platform scale. **AXLE WEIGHTS CAN NOT BE CERTIFIED** and are **NOT LEGAL FOR TRADE, however, CAT SCALE COMPANY GUARANTEES THESE WEIGHTS TO BE CORRECT.**

DATE: 1-25-2010

SCALE LOCATION: 99[illegible] BUSH ROAD SHELL 13 I 5 EXIT 72 CHEHALIS WA

STEER AXLE 17000 lb

DRIVE AXLE 46730 lb

TRAILER AXLE 43500 lb

TOTAL WEIGHT 107230 lb (40,500 Tare)

COMPANY BUD WINTER TRACTOR # [illegible] TRAILER # [illegible]

WEIGHER'S SIGNATURE: Shannon Reno SHANNON RENO FEE: 9.00 FULL WEIGH TICKET # (IF REWEIGH)

ONLY CERTIFIED WEIGHTS APPEAR BELOW THIS LINE

CERTIFIED WEIGHTS (imprint seal)

GROSS

TARE

NET

WEIGH NUMBER
[illegible]

WEIGHMASTER CERTIFICATE

This is to certify that the following described commodity was weighed, measured, or counted by a Weighmaster, whose signature is on this Certificate, who is a recognized authority of accuracy, as prescribed by State Law.

COMMODITY WEIGHED: FREIGHT ALL KINDS

REMARKS:

TRACTOR LICENSE # TRACTOR #

TRAILER LICENSE # TRAILER #

TRAILER LICENSE # TRAILER #

NAME OF WEIGHMASTER (print):

94465645

TICKET NUMBER

CAT SCALE

ERTIFIED
UTOMATED
RUCK
CALE

AT SCALE COMPANY
P.O. BOX 630
WALCOTT, IA 52773
(563) 284-6263
www.catscale.com

THE CAT SCALE GUARANTEE

The CAT Scale Company **GUARANTEES** that our scales will give an accurate weight. What makes us different from other scale companies is that we back up our guarantee with cash.©

IF YOU SHOULD GET AN OVERWEIGHT FINE, YOU SHOULD DO THE FOLLOWING TO GET THE PROBLEM RESOLVED:

1) Post bond and request a court date.
2) Call CAT Scale Company direct 24 hours a day at 1-877-CAT-SCALE (toll free).
3) IMMEDIATELY send a copy of the citation, CAT Scale ticket, your name, company, address, and phone number to CAT Scale Company Attn: Operations Manager.

THANK YOU FOR WEIGHING ON CAT SCALE!

The four weights shown below are separate weights. The TOTAL WEIGHT was weighed on a full length platform scale. **AXLE WEIGHTS CAN NOT BE CERTIFIED** and are **NOT LEGAL FOR TRADE, however, CAT SCALE COMPANY GUARANTEES THESE WEIGHTS TO BE CORRECT.**

DATE: 1-25-2010

SCALE LOCATION: 778 RUSH ROAD SHELL 13 I 5 EXIT 72 CHEHALIS WA

STEER AXLE 17600 lb

DRIVE AXLE 41700 lb

TRAILER AXLE 35400 lb

TOTAL WEIGHT 94700

(38800 Tare)

Integrated Waste Management
Material Recovery / Transfer Facility
PO Box 188
Longview, WA 98632
(206) 578-4616

COMPANY BUD WINTER TRACTOR # 2 TRAILER # 5

WEIGHER'S SIGNATURE: Shannon Reno SHANNON RENO FEE: 9.00

FULL WEIGH TICKET # (IF REWEIGH)

ONLY CERTIFIED WEIGHTS APPEAR BELOW THIS LINE

CERTIFIED WEIGHTS (imprint seal)

GROSS

TARE

NET

WEIGH NUMBER 5645

WEIGHMASTER CERTIFICATE

This is to certify that the following described commodity was weighed, measured, or counted by a Weighmaster, whose signature is on this Certificate, who is a recognized authority of accuracy, as prescribed by State Law.

COMMODITY WEIGHED: FREIGHT ALL KINDS

REMARKS:

TRACTOR LICENSE # TRACTOR #

TRAILER LICENSE # TRAILER #

TRAILER LICENSE # TRAILER #

NAME OF WEIGHMASTER (print):

WEIGHMASTER SIGNATURE:

© CAT SCALE COMPANY * 12/06 (WA)

94830870

TICKET NUMBER

CAT SCALE

CERTIFIED
AUTOMATED
TRUCK
SCALE

CAT SCALE COMPANY
P.O. BOX 630
WALCOTT, IA 52773
(563) 284-6263
www.catscale.com

THE CAT SCALE GUARANTEE

The CAT Scale Company **GUARANTEES** that our scales will give an accurate weight. What makes us different from other scale companies is that we back up our guarantee with cash.©

IF YOU SHOULD GET AN OVERWEIGHT FINE, YOU SHOULD DO THE FOLLOWING TO GET THE PROBLEM RESOLVED:

1) Post bond and request a court date.
2) Call CAT Scale Company direct 24 hours a day at 1-877-CAT-SCALE (toll free).
3) IMMEDIATELY send a copy of the citation, CAT Scale ticket, your name, company, address, and phone number to CAT Scale Company Attn: Operations Manager.

THANK YOU FOR WEIGHING ON CAT SCALE!

The four weights shown below are separate weights. The TOTAL WEIGHT was weighed on a full length platform scale. **AXLE WEIGHTS CAN NOT BE CERTIFIED** and are **NOT LEGAL FOR TRADE, however, CAT SCALE COMPANY GUARANTEES THESE WEIGHTS TO BE CORRECT.**

DATE: 1-25-2010

SCALE LOCATION: 278 GEE-SEE'S TRUCKSTOP I-5 AND EXIT 27 TOLEDO WA

STEER AXLE 39880

DRIVE AXLE

TRAILER AXLE 3800

TOTAL WEIGHT

(39880 Tare)

Integrated Waste Management
Material Recovery / Transfer Facility
PO Box 188
Longview, WA 98632
(206) 578-4616

COMPANY CELORIE TRACTOR # TRAILER #

WEIGHER'S SIGNATURE: ITA WARD FEE: FULL WEIGH TICKET # (IF REWEIGH)

ONLY CERTIFIED WEIGHTS APPEAR BELOW THIS LINE

CERTIFIED WEIGHTS (imprint seal)

GROSS

TARE

NET

WEIGH NUMBER 3870

WEIGHMASTER CERTIFICATE

This is to certify that the following described commodity was weighed, measured, or counted by a Weighmaster, whose signature is on this Certificate, who is a recognized authority of accuracy, as prescribed by State Law.

COMMODITY WEIGHED: FREIGHT

REMARKS:

TRACTOR LICENSE # TRACTOR #

TRAILER LICENSE # TRAILER #

TRAILER LICENSE # TRAILER #

NAME OF WEIGHMASTER (print): ITA WARD

WEIGHMASTER SIGNATURE:

© CAT SCALE COMPANY * 12

94830872

TICKET NUMBER

CAT SCALE

CERTIFIED AUTOMATED TRUCK SCALE

CAT SCALE COMPANY
P.O. BOX 630
WALCOTT, IA 52773
(563) 284-6263
www.catscale.com

1224
94830872

THE CAT SCALE GUARANTEE

The CAT Scale Company **GUARANTEES** that our scales will give an accurate weight. What makes us different from other scale companies is that we back up our guarantee with cash.©

IF YOU SHOULD GET AN OVERWEIGHT FINE, YOU SHOULD DO THE FOLLOWING TO GET THE PROBLEM RESOLVED:

1) Post bond and request a court date.
2) Call CAT Scale Company direct 24 hours a day at 1-877-CAT-SCALE (toll free).
3) IMMEDIATELY send a copy of the citation, CAT Scale ticket, your name, company, address, and phone number to CAT Scale Company Attn: Operations Manager.

THANK YOU FOR WEIGHING ON CAT SCALE!

The four weights shown below are separate weights. The TOTAL WEIGHT was weighed on a full length platform scale. **AXLE WEIGHTS CAN NOT BE CERTIFIED** and are **NOT LEGAL FOR TRADE, however, CAT SCALE COMPANY GUARANTEES THESE WEIGHTS TO BE CORRECT.**

DATE: 1-25-2010

SCALE LOCATION: 278 GEE-CEE'S TRUCKSTOP I-5 AND EXIT 57 TOLEDO WA

STEER AXLE	24040 lb
DRIVE AXLE	40660 lb
TRAILER AXLE	48760 lb
TOTAL WEIGHT	113460 lb

(41,220 Tare)

36.12 Tons

COMPANY CELORIE TRACTOR # 11 TRAILER # 111

WEIGHER'S SIGNATURE: Tia Ward TIA WARD FEE: 9.00 FULL WEIGH TICKET # (IF REWEIGH)

ONLY CERTIFIED WEIGHTS APPEAR BELOW THIS LINE

CERTIFIED WEIGHTS (imprint seal)

GROSS

TARE

NET

WEIGH NUMBER 0872

WEIGHMASTER CERTIFICATE

This is to certify that the following described commodity was weighed, measured, or counted by a Weighmaster, whose signature is on this Certificate, who is a recognized authority of accuracy, as prescribed by State Law.

COMMODITY WEIGHED: FREIGHT ALL KINDS

REMARKS:

TRACTOR LICENSE # YARC658 TRACTOR #

TRAILER LICENSE # TRAILER #

TRAILER LICENSE # TRAILER #

NAME OF WEIGHMASTER (print): Tia Ward

WEIGHMASTER SIGNATURE: Tia Ward

© CAT SCALE COMPANY • 12/0 (WA)

94830873

TICKET NUMBER

CAT SCALE

CERTIFIED AUTOMATED TRUCK SCALE

CAT SCALE COMPANY
P.O. BOX 630
WALCOTT, IA 52773
(563) 284-6263
www.catscale.com

1226
94830873

THE CAT SCALE GUARANTEE

The CAT Scale Company **GUARANTEES** that our scales will give an accurate weight. What makes us different from other scale companies is that we back up our guarantee with cash.©

IF YOU SHOULD GET AN OVERWEIGHT FINE, YOU SHOULD DO THE FOLLOWING TO GET THE PROBLEM RESOLVED:

1) Post bond and request a court date.
2) Call CAT Scale Company direct 24 hours a day at 1-877-CAT-SCALE (toll free).
3) IMMEDIATELY send a copy of the citation, CAT Scale ticket, your name, company, address, and phone number to CAT Scale Company Attn: Operations Manager.

THANK YOU FOR WEIGHING ON CAT SCALE!

The four weights shown below are separate weights. The TOTAL WEIGHT was weighed on a full length platform scale. **AXLE WEIGHTS CAN NOT BE CERTIFIED** and are **NOT LEGAL FOR TRADE, however, CAT SCALE COMPANY GUARANTEES THESE WEIGHTS TO BE CORRECT.**

DATE: 1-25-2010

SCALE LOCATION: 278 GEE-CEE'S TRUCKSTOP I-5 AND EXIT 57 TOLEDO WA

STEER AXLE	17700 lb
DRIVE AXLE	37880 lb
TRAILER AXLE	49140 lb
TOTAL WEIGHT	104720 lb

(40320 Tare)

COMPANY CELORIE TRACTOR # 19 TRAILER # 19T

WEIGHER'S SIGNATURE: Tia Ward TIA WARD FEE: 9.00 FULL WEIGH TICKET # (IF REWEIGH)

ONLY CERTIFIED WEIGHTS APPEAR BELOW THIS LINE

CERTIFIED WEIGHTS (imprint seal)

GROSS

TARE

NET

WEIGH NUMBER 0873

WEIGHMASTER CERTIFICATE

This is to certify that the following described commodity was weighed, measured, or counted by a Weighmaster, whose signature is on this Certificate, who is a recognized authority of accuracy, as prescribed by State Law.

COMMODITY WEIGHED: FREIGHT ALL KINDS

REMARKS:

TRACTOR LICENSE # YAPT445 TRACTOR #

TRAILER LICENSE # TRAILER #

TRAILER LICENSE # TRAILER #

NAME OF WEIGHMASTER (print): Tia Ward

WEIGHMASTER SIGNATURE: Tia Ward

© CAT SCALE COMPANY • 1 (WA)

94[illegible]0874

TICKET NUMBER

CAT SCALE

CERTIFIED AUTOMATED TRUCK SCALE

CAT SCALE COMPANY
P.O. BOX 630
WALCOTT, IA 52773
(563) 284-6263
www.catscale.com

THE CAT SCALE GUARANTEE

The CAT Scale Company **GUARANTEES** that our scales will give an accurate weight. What makes us different from other scale companies is that we back up our guarantee with cash.©

IF YOU SHOULD GET AN OVERWEIGHT FINE, YOU SHOULD DO THE FOLLOWING TO GET THE PROBLEM RESOLVED:

1) Post bond and request a court date.
2) Call CAT Scale Company direct 24 hours a day at 1-877-CAT-SCALE (toll free).
3) IMMEDIATELY send a copy of the citation, CAT Scale ticket, your name, company, address, and phone number to CAT Scale Company Attn: Operations Manager.

THANK YOU FOR WEIGHING ON CAT SCALE!

The four weights shown below are separate weights. The TOTAL WEIGHT was weighed on a full length platform scale. **AXLE WEIGHTS CAN NOT BE CERTIFIED** and are **NOT LEGAL FOR TRADE, however, CAT SCALE COMPANY GUARANTEES THESE WEIGHTS TO BE CORRECT.**

DATE: [illegible]

SCALE LOCATION: [illegible]

STEER AXLE

DRIVE AXLE

TRAILER AXLE

TOTAL WEIGHT

(39940 Tare)

COMPANY CELORIE BROS TRACTOR # _____ TRAILER # _____

WEIGHER'S SIGNATURE: RACHEL WALLACE FEE: [illegible] FULL WEIGH TICKET # _____ (IF REWEIGH)

ONLY CERTIFIED WEIGHTS APPEAR BELOW THIS LINE

CERTIFIED WEIGHTS (imprint seal)

GROSS

TARE

NET

WEIGH NUMBER [illegible]

WEIGHMASTER CERTIFICATE

This is to certify that the following described commodity was weighed, measured, or counted by a Weighmaster, whose signature is on this Certificate, who is a recognized authority of accuracy, as prescribed by State Law.

COMMODITY WEIGHED: [illegible]

REMARKS: _____

TRACTOR LICENSE # [illegible] TRACTOR # _____

TRAILER LICENSE # _____ TRAILER # _____

TRAILER LICENSE # _____ TRAILER # _____

NAME OF WEIGHMASTER (print): [illegible]

WEIGHMASTER SIGNATURE: [illegible]

© CAT SCALE COMPANY® 12/ (WA)

94830875

TICKET NUMBER

CAT SCALE

CERTIFIED AUTOMATED TRUCK SCALE

CAT SCALE COMPANY
P.O. BOX 630
WALCOTT, IA 52773
(563) 284-6263
www.catscale.com

1233
94830875

THE CAT SCALE GUARANTEE

The CAT Scale Company **GUARANTEES** that our scales will give an accurate weight. What makes us different from other scale companies is that we back up our guarantee with cash.©

IF YOU SHOULD GET AN OVERWEIGHT FINE, YOU SHOULD DO THE FOLLOWING TO GET THE PROBLEM RESOLVED:

1) Post bond and request a court date.
2) Call CAT Scale Company direct 24 hours a day at 1-877-CAT-SCALE (toll free).
3) IMMEDIATELY send a copy of the citation, CAT Scale ticket, your name, company, address, and phone number to CAT Scale Company Attn: Operations Manager.

Tare 40500

THANK YOU FOR WEIGHING ON CAT SCALE!

The four weights shown below are separate weights. The TOTAL WEIGHT was weighed on a full length platform scale. **AXLE WEIGHTS CAN NOT BE CERTIFIED** and are **NOT LEGAL FOR TRADE, however, CAT SCALE COMPANY GUARANTEES THESE WEIGHTS TO BE CORRECT.**

DATE: 1-25-2010

SCALE LOCATION: 278
GEE-CEE'S TRUCKSTOP
I-5 AND EXIT 57
TOLEDO WA

STEER AXLE 22980 lb 3244

DRIVE AXLE 32420 lb

TRAILER AXLE 49980 lb

TOTAL WEIGHT 105380 lb

(40,500 Tare)

COMPANY CELORIE BROS TRACTOR # 21 TRAILER # 21T

WEIGHER'S SIGNATURE: Rachel Wallace FEE: 9.00 FULL WEIGH TICKET # _____ (IF REWEIGH)

RACHEL WALLACE

ONLY CERTIFIED WEIGHTS APPEAR BELOW THIS LINE

CERTIFIED WEIGHTS (imprint seal)

GROSS

TARE

NET

WEIGH NUMBER
0875

WEIGHMASTER CERTIFICATE

This is to certify that the following described commodity was weighed, measured, or counted by a Weighmaster, whose signature is on this Certificate, who is a recognized authority of accuracy, as prescribed by State Law.

COMMODITY WEIGHED: FREIGHT ALL KINDS

REMARKS: _____

TRACTOR LICENSE # YAPY1540R TRACTOR # _____

TRAILER LICENSE # _____ TRAILER # _____

TRAILER LICENSE # _____ TRAILER # _____

NAME OF WEIGHMASTER (print): Rachel Wallace

WEIGHMASTER SIGNATURE: [illegible]

© CAT SCALE COMPANY® 12/ (WA)

94465652

TICKET NUMBER

CAT SCALE

CERTIFIED AUTOMATED TRUCK SCALE

CAT SCALE COMPANY
P.O. BOX 630
WALCOTT, IA 52773
(563) 284-6263
www.catscale.com

1222
94465652

THE CAT SCALE GUARANTEE

The CAT Scale Company **GUARANTEES** that our scales will give an accurate weight. What makes us different from other scale companies is that we back up our guarantee with cash.©

IF YOU SHOULD GET AN OVERWEIGHT FINE, YOU SHOULD DO THE FOLLOWING TO GET THE PROBLEM RESOLVED:

1) Post bond and request a court date.
2) Call CAT Scale Company direct 24 hours a day at 1-877-CAT-SCALE (toll free).
3) IMMEDIATELY send a copy of the citation, CAT Scale ticket, your name, company, address, and phone number to CAT Scale Company Attn: Operations Manager.

THANK YOU FOR WEIGHING ON CAT SCALE!

The four weights shown below are separate weights. The TOTAL WEIGHT was weighed on a full length platform scale. **AXLE WEIGHTS CAN NOT BE CERTIFIED** and are **NOT LEGAL FOR TRADE, however, CAT SCALE COMPANY GUARANTEES THESE WEIGHTS TO BE CORRECT.**

DATE: 1-25-2010

SCALE LOCATION: 998 RUSH ROAD SHELL 13 I 5 EXIT 72 CHEHALIS WA

STEER AXLE 16460 lb

DRIVE AXLE 44820 lb

TRAILER AXLE 42020 lb

TOTAL WEIGHT 104300 lb (40,500 Tare)

COMPANY BUD WINTER TRACTOR # 3 TRAILER # 3

WEIGHER'S SIGNATURE: LISA DAVID FEE: 1.00 FULL WEIGH TICKET # 94465644 (IF REWEIGH)

ONLY CERTIFIED WEIGHTS APPEAR BELOW THIS LINE

CERTIFIED WEIGHTS (imprint seal)

GROSS

TARE

NET

WEIGH NUMBER 5644

WEIGHMASTER CERTIFICATE

This is to certify that the following described commodity was weighed, measured, or counted by a Weighmaster, whose signature is on this Certificate, who is a recognized authority of accuracy, as prescribed by State Law.

COMMODITY WEIGHED: FREIGHT ALL KINDS

REMARKS:

TRACTOR LICENSE # TRACTOR #

TRAILER LICENSE # TRAILER #

TRAILER LICENSE # TRAILER #

NAME OF WEIGHMASTER (print):

WEIGHMASTER SIGNATURE:

© CAT SCALE COMPANY • 12/ (WA)

94465653

TICKET NUMBER

CAT SCALE

CERTIFIED AUTOMATED TRUCK SCALE

CAT SCALE COMPANY
P.O. BOX 630
WALCOTT, IA 52773
(563) 284-6263
www.catscale.com

THE CAT SCALE GUARANTEE

The CAT Scale Company **GUARANTEES** that our scales will give an accurate weight. What makes us different from other scale companies is that we back up our guarantee with cash.©

IF YOU SHOULD GET AN OVERWEIGHT FINE, YOU SHOULD DO THE FOLLOWING TO GET THE PROBLEM RESOLVED:

1) Post bond and request a court date.
2) Call CAT Scale Company direct 24 hours a day at 1-877-CAT-SCALE (toll free).
3) IMMEDIATELY send a copy of the citation, CAT Scale ticket, your name, company, address, and phone number to CAT Scale Company Attn: Operations Manager.

THANK YOU FOR WEIGHING ON CAT SCALE!

The four weights shown below are separate weights. The TOTAL WEIGHT was weighed on a full length platform scale. **AXLE WEIGHTS CAN NOT BE CERTIFIED** and are **NOT LEGAL FOR TRADE, however, CAT SCALE COMPANY GUARANTEES THESE WEIGHTS TO BE CORRECT.**

DATE: 1-25-2010

SCALE LOCATION: 998 RUSH ROAD SHELL 13 I 5 EXIT 72 CHEHALIS WA

STEER AXLE [illegible] lb

DRIVE AXLE 41700 lb

TRAILER AXLE [illegible] lb

TOTAL WEIGHT [illegible] lb (38800 Tare)

Weyerhaeuser Company
Integrated Waste Management
Material Recovery / Transfer Facility
PO Box 188
Longview WA 98632
(206) 578-4616

COMPANY BUD WINTER TRACTOR # 2 TRAILER # 24

WEIGHER'S SIGNATURE: LISA DAVID FEE: 1.00 FULL WEIGH TICKET # 94465645 (IF REWEIGH)

ONLY CERTIFIED WEIGHTS APPEAR BELOW THIS LINE

CERTIFIED WEIGHTS (imprint seal)

GROSS

TARE

NET

WEIGH NUMBER 5644

WEIGHMASTER CERTIFICATE

This is to certify that the following described commodity was weighed, measured, or counted by a Weighmaster, whose signature is on this Certificate, who is a recognized authority of accuracy, as prescribed by State Law.

COMMODITY WEIGHED: FREIGHT ALL KINDS

REMARKS:

TRACTOR LICENSE # TRACTOR #

TRAILER LICENSE # TRAILER #

TRAILER LICENSE # TRAILER #

NAME OF WEIGHMASTER (print):

WEIGHMASTER SIGNATURE:

© CAT SCALE COMPANY • 12/ (WA)

TRUCK LOG SHEET

3772	1-26-10	555	Port of Olympia	Celorie Mark 22	104260	39940	0886	
3773	1-26-10	555	Port of Olympia	Celorie #11 Mike	104260	41220	0885	
3774	1-26-10	555	"	" 21 Biggie	103520	40500	0887	
3775	[illegible]							
3776	[illegible]							
3777	[illegible]							
3778	[illegible]							
3779	[illegible]							
3780	[illegible]							

Ctrl #	DATE	TIME	CUSTOMER	HAULER, DRIVER & TRUCK#	GROSS/TARE WGT (LBS)		TICKET #	SYSTEM ID# (OFFICE USE ONLY)
3781	1-26-10	917	Port of Olympia	Celorie Mark 22	106320	39940	0896	
3782	1-26-10	918	"	" Biggie 21	105740	40500	0895	
3783	1-26-10	9:22	Port of Olympia	Celorie #11 Mike	102200	41220	0897	
3784	[illegible]							
3785	[illegible]							
3786	1-26-10	1230	Port of Olympia	Celorie Mark 22	108800	39940	0918	
3787	1-26-10	1231	"	" Biggie 21	106520	40500	0919	
3788	1-26-10	12:37	Port of Olympia	Celorie #11 Mike	108180	41220	0921	

9[illegible]0886

TICKET NUMBER

CAT SCALE

CERTIFIED AUTOMATED TRUCK SCALE

CAT SCALE COMPANY
P.O. BOX 630
WALCOTT, IA 52773
(563) 284-6263
www.catscale.com

THE CAT SCALE GUARANTEE

The CAT Scale Company **GUARANTEES** that our scales will give an accurate weight. What makes us different from other scale companies is that we back up our guarantee with cash.©

IF YOU SHOULD GET AN OVERWEIGHT FINE, YOU SHOULD DO THE FOLLOWING TO GET THE PROBLEM RESOLVED:

1) Post bond and request a court date.
2) Call CAT Scale Company direct 24 hours a day at 1-877-CAT-SCALE (toll free).
3) IMMEDIATELY send a copy of the citation, CAT Scale ticket, your name, company, address, and phone number to CAT Scale Company Attn: Operations Manager.

THANK YOU FOR WEIGHING ON CAT SCALE

The four weights shown below are separate weights. The TOTAL WEIGHT was weighed on a full length platform scale. **AXLE WEIGHTS CAN NOT BE CERTIFIED** and are **NOT LEGAL FOR TRADE, however, CAT SCALE COMPANY GUARANTEES THESE WEIGHTS TO BE CORRECT.**

DATE: [illegible]

SCALE LOCATION: [illegible]

STEER AXLE

DRIVE AXLE

TRAILER AXLE

TOTAL WEIGHT (39940 Tare)

COMPANY [illegible] TRACTOR # _____ TRAILER # _____

WEIGHER'S SIGNATURE: [illegible] FEE: FULL WEIGH TICKET # _____ (IF REWEIGH)

ONLY CERTIFIED WEIGHTS APPEAR BELOW THIS LINE

CERTIFIED WEIGHTS (imprint seal)

GROSS

TARE

NET

WEIGHMASTER CERTIFICATE

This is to certify that the following described commodity was weighed, measured, or counted by a Weighmaster, whose signature is on this Certificate, who is a recognized authority of accuracy, as prescribed by State Law.

COMMODITY WEIGHED: [illegible]

REMARKS: [illegible]

TRACTOR LICENSE # _____ TRACTOR # _____

TRAILER LICENSE # _____ TRAILER # _____

TRAILER LICENSE # _____ TRAILER # _____

NAME OF WEIGHMASTER (print): [illegible]

WEIGHMASTER SIGNATURE: [illegible]

© CAT SCALE COMPANY® 12 (WA)

94830885

TICKET NUMBER

CAT SCALE

CERTIFIED AUTOMATED TRUCK SCALE

CAT SCALE COMPANY
P.O. BOX 630
WALCOTT, IA 52773
(563) 284-6263
www.catscale.com

1550

94830885

THE CAT SCALE GUARANTEE

The CAT Scale Company **GUARANTEES** that our scales will give an accurate weight. What makes us different from other scale companies is that we back up our guarantee with cash.©

IF YOU SHOULD GET AN OVERWEIGHT FINE, YOU SHOULD DO THE FOLLOWING TO GET THE PROBLEM RESOLVED:

1) Post bond and request a court date.
2) Call CAT Scale Company direct 24 hours a day at 1-877-CAT-SCALE (toll free).
3) IMMEDIATELY send a copy of the citation, CAT Scale ticket, your name, company, address, and phone number to CAT Scale Company Attn: Operations Manager.

[illegible] Waste M[illegible]
Material Recovery / Tra[illegible]
PO Box 188
Longview, WA 98632
(206) 578-4614

THANK YOU FOR WEIGHING ON CAT SCALE

The four weights shown below are separate weights. The TOTAL WEIGHT was weighed on a full length platform scale. **AXLE WEIGHTS CAN NOT BE CERTIFIED** and are **NOT LEGAL FOR TRADE, however, CAT SCALE COMPANY GUARANTEES THESE WEIGHTS TO BE CORRECT.**

DATE: 1-25-2010

SCALE LOCATION: 278
GEE-CEE'S TRUCKSTOP
I-5 AND EXIT 57
TOLEDO WA

STEER AXLE 20820 lb

DRIVE AXLE 34260 lb

TRAILER AXLE 49180 lb

TOTAL WEIGHT 104260 lb (41220 Tare)

31.5 [illegible]

COMPANY CELORIE TRACTOR # 11 TRAILER # 11T

WEIGHER'S SIGNATURE: Cassie Lingre FEE: 9.00 FULL WEIGH TICKET # _____ (IF REWEIGH)

CASSANDRA LINGRE

ONLY CERTIFIED WEIGHTS APPEAR BELOW THIS LINE

CERTIFIED WEIGHTS (imprint seal)

GROSS

TARE

NET

WEIGH NUMBER
0885

WEIGHMASTER CERTIFICATE

This is to certify that the following described commodity was weighed, measured, or counted by a Weighmaster, whose signature is on this Certificate, who is a recognized authority of accuracy, as prescribed by State Law.

COMMODITY WEIGHED: FREIGHT ALL KINDS

REMARKS: YARC-658-OR

TRACTOR LICENSE # _____ TRACTOR # _____

TRAILER LICENSE # _____ TRAILER # _____

TRAILER LICENSE # _____ TRAILER # _____

NAME OF WEIGHMASTER (print): Cassandra Lingre

WEIGHMASTER SIGNATURE: [illegible]

© CAT SCALE COMPANY® 12 (WA)

94830887

TICKET NUMBER

CERTIFIED AUTOMATED TRUCK SCALE

CAT SCALE COMPANY
P.O. BOX 630
WALCOTT, IA 52773
(563) 284-6263
www.catscale.com

1559
94830887

THE CAT SCALE GUARANTEE

The CAT Scale Company **GUARANTEES** that our scales will give an accurate weight. What makes us different from other scale companies is that we back up our guarantee with cash.©

IF YOU SHOULD GET AN OVERWEIGHT FINE, YOU SHOULD DO THE FOLLOWING TO GET THE PROBLEM RESOLVED:

1) Post bond and request a court date.
2) Call CAT Scale Company direct 24 hours a day at 1-877-CAT-SCALE (toll free).
3) IMMEDIATELY send a copy of the citation, CAT Scale ticket, your name, company, address, and phone number to CAT Scale Company Attn: Operations Manager.

THANK YOU FOR WEIGHING ON CAT SCALE!

40500

The four weights shown below are separate weights. The TOTAL WEIGHT was weighed on a full length platform scale. **AXLE WEIGHTS CAN NOT BE CERTIFIED** and are **NOT LEGAL FOR TRADE, however, CAT SCALE COMPANY GUARANTEES THESE WEIGHTS TO BE CORRECT.**

31.50 T

DATE: 1-25-2010

SCALE LOCATION: 278
GEE-CEE'S TRUCKSTOP
I-5 AND EXIT 57
TOLEDO WA

STEER AXLE	22520 lb
DRIVE AXLE	32200 lb
TRAILER AXLE	48800 lb
TOTAL WEIGHT	103520 lb

(40,320 Tare)

COMPANY CELORIE TRACTOR # 21 TRAILER # 21T

WEIGHER'S SIGNATURE: Cassandra Lingre
CASSANDRA LINGRE

FEE: 9.00

FULL WEIGH TICKET # _____ (IF REWEIGH)

ONLY CERTIFIED WEIGHTS APPEAR BELOW THIS LINE

CERTIFIED WEIGHTS (imprint seal)

GROSS

TARE

NET

WEIGH NUMBER
0887

WEIGHMASTER CERTIFICATE

This is to certify that the following described commodity was weighed, measured, or counted by a Weighmaster, whose signature is on this Certificate, who is a recognized authority of accuracy, as prescribed by State Law.

COMMODITY WEIGHED: FREIGHT ALL KINDS

REMARKS: YAPY - 151 - OR

TRACTOR LICENSE # _____ TRACTOR # _____

TRAILER LICENSE # _____ TRAILER # _____

TRAILER LICENSE # _____ TRAILER # _____

NAME OF WEIGHMASTER (print): Cassandra Livingston

WEIGHMASTER SIGNATURE: Cassandra Livingston

© CAT SCALE COMPANY 12/ (WA)

94130896

TICKET NUMBER

CERTIFIED AUTOMATED TRUCK SCALE

CAT SCALE COMPANY
P.O. BOX 630
WALCOTT, IA 52773
(563) 284-6263
www.catscale.com

THE CAT SCALE GUARANTEE

The CAT Scale Company **GUARANTEES** that our scales will give an accurate weight. What makes us different from other scale companies is that we back up our guarantee with cash.©

IF YOU SHOULD GET AN OVERWEIGHT FINE, YOU SHOULD DO THE FOLLOWING TO GET THE PROBLEM RESOLVED:

1) Post bond and request a court date.
2) Call CAT Scale Company direct 24 hours a day at 1-877-CAT-SCALE (toll free).
3) IMMEDIATELY send a copy of the citation, CAT Scale ticket, your name, company, address, and phone number to CAT Scale Company Attn: Operations Manager.

THANK YOU FOR WEIGHING ON CAT SCALE!

The four weights shown below are separate weights. The TOTAL WEIGHT was weighed on a full length platform scale. **AXLE WEIGHTS CAN NOT BE CERTIFIED** and are **NOT LEGAL FOR TRADE, however, CAT SCALE COMPANY GUARANTEES THESE WEIGHTS TO BE CORRECT.**

33.19 T

DATE: - 28 -2010

SCALE LOCATION: 278
GEE-CEE'S TRUCKSTOP
I-5 AND EXIT 57
TOLEDO WA

STEER AXLE	
DRIVE AXLE	
TRAILER AXLE	
TOTAL WEIGHT	

(39940 Tare)

COMPANY CELORIE TRACTOR # _____ TRAILER # _____

WEIGHER'S SIGNATURE: TIA WARD

FEE: 9.00

FULL WEIGH TICKET # _____ (IF REWEIGH)

ONLY CERTIFIED WEIGHTS APPEAR BELOW THIS LINE

CERTIFIED WEIGHTS (imprint seal)

GROSS

TARE

NET

WEIGH NUMBER
0896

WEIGHMASTER CERTIFICATE

This is to certify that the following described commodity was weighed, measured, or counted by a Weighmaster, whose signature is on this Certificate, who is a recognized authority of accuracy, as prescribed by State Law.

COMMODITY WEIGHED: FREIGHT ALL KINDS

REMARKS: _____

TRACTOR LICENSE # YAK 251 TRACTOR # _____

TRAILER LICENSE # _____ TRAILER # _____

TRAILER LICENSE # _____ TRAILER # _____

NAME OF WEIGHMASTER (print): TIA WARD

WEIGHMASTER SIGNATURE: TIA WARD

© CAT SCALE COMPANY 12/ (WA)

94830895

TICKET NUMBER

CERTIFIED AUTOMATED TRUCK SCALE

CAT SCALE COMPANY
P.O. BOX 630
WALCOTT, IA 52773
(563) 284-6263
www.catscale.com

842

94830895

THE CAT SCALE GUARANTEE

The CAT Scale Company **GUARANTEES** that our scales will give an accurate weight. What makes us different from other scale companies is that we back up our guarantee with cash.©

IF YOU SHOULD GET AN OVERWEIGHT FINE, YOU SHOULD DO THE FOLLOWING TO GET THE PROBLEM RESOLVED:

1) Post bond and request a court date.
2) Call CAT Scale Company direct 24 hours a day at 1-877-CAT-SCALE (toll free).
3) IMMEDIATELY send a copy of the citation, CAT Scale ticket, your name, company, address, and phone number to CAT Scale Company Attn: Operations Manager.

THANK YOU FOR WEIGHING ON CAT SCALE!

Tare 40500

The four weights shown below are separate weights. The TOTAL WEIGHT was weighed on a full length platform scale. **AXLE WEIGHTS CAN NOT BE CERTIFIED** and are **NOT LEGAL FOR TRADE, however, CAT SCALE COMPANY GUARANTEES THESE WEIGHTS TO BE CORRECT.**

DATE: 1-26-2010

SCALE LOCATION: 278 GEE-CEE'S TRUCKSTOP I-5 AND EXIT 57 TOLEDO WA

STEER AXLE	23720 lb
DRIVE AXLE	32920 lb
TRAILER AXLE	49300 lb
TOTAL WEIGHT	105940 lb

32 72 T

COMPANY CELORIE ' TRACTOR # 21 TRAILER # 211

WEIGHER'S SIGNATURE: TIA WARD FEE: 9.00 FULL WEIGH TICKET # (IF REWEIGH)

ONLY CERTIFIED WEIGHTS APPEAR BELOW THIS LINE

CERTIFIED WEIGHTS (imprint seal)

GROSS

TARE

NET

WEIGH NUMBER 0895

WEIGHMASTER CERTIFICATE

This is to certify that the following described commodity was weighed, measured, or counted by a Weighmaster, whose signature is on this Certificate, who is a recognized authority of accuracy, as prescribed by State Law.

COMMODITY WEIGHED: FREIGHT ALL KINDS

REMARKS:

TRACTOR LICENSE # YAP9151OR TRACTOR #

TRAILER LICENSE # TRAILER #

TRAILER LICENSE # TRAILER #

NAME OF WEIGHMASTER (print): Rachel Wallace

WEIGHMASTER SIGNATURE:

© CAT SCALE COMPANY 12/ (WA)

94830897

TICKET NUMBER

CERTIFIED AUTOMATED TRUCK SCALE

CAT SCALE COMPANY
P.O. BOX 630
WALCOTT, IA 52773
(563) 284-6263
www.catscale.com

844

94830897

THE CAT SCALE GUARANTEE

The CAT Scale Company **GUARANTEES** that our scales will give an accurate weight. What makes us different from other scale companies is that we back up our guarantee with cash.©

IF YOU SHOULD GET AN OVERWEIGHT FINE, YOU SHOULD DO THE FOLLOWING TO GET THE PROBLEM RESOLVED:

1) Post bond and request a court date.
2) Call CAT Scale Company direct 24 hours a day at 1-877-CAT-SCALE (toll free).
3) IMMEDIATELY send a copy of the citation, CAT Scale ticket, your name, company, address, and phone number to CAT Scale Company Attn: Operations Manager.

Integrated Waste Manag
Material Recovery | Transf
PO Box 188
Longview, WA 98632
(206) 578-4616

THANK YOU FOR WEIGHING ON CAT SCALE!

The four weights shown below are separate weights. The TOTAL WEIGHT was weighed on a full length platform scale. **AXLE WEIGHTS CAN NOT BE CERTIFIED** and are **NOT LEGAL FOR TRADE, however, CAT SCALE COMPANY GUARANTEES THESE WEIGHTS TO BE CORRECT.**

DATE: 1-26-2010

SCALE LOCATION: 278 GEE-CEE'S TRUCKSTOP I-5 AND EXIT 57 TOLEDO WA

STEER AXLE	21500 lb
DRIVE AXLE	32940 lb
TRAILER AXLE	47760 lb
TOTAL WEIGHT	102200 lb

30,49 Tare

(41220 Tare)

COMPANY CELORIE BROS TRACTOR # 11 TRAILER # 111

WEIGHER'S SIGNATURE: RACHEL WALLACE FEE: 9.00 FULL WEIGH TICKET # (IF REWEIGH)

ONLY CERTIFIED WEIGHTS APPEAR BELOW THIS LINE

CERTIFIED WEIGHTS (imprint seal)

GROSS

TARE

NET

WEIGH NUMBER 0897

WEIGHMASTER CERTIFICATE

This is to certify that the following described commodity was weighed, measured, or counted by a Weighmaster, whose signature is on this Certificate, who is a recognized authority of accuracy, as prescribed by State Law.

COMMODITY WEIGHED: FREIGHT ALL KINDS

REMARKS:

TRACTOR LICENSE # YAR1858 TRACTOR #

TRAILER LICENSE # TRAILER #

TRAILER LICENSE # TRAILER #

NAME OF WEIGHMASTER (print): TIA WARD

WEIGHMASTER SIGNATURE:

© CAT SCALE COMPANY 12/ (WA)

94[illegible]0918

TICKET NUMBER

CAT SCALE

CERTIFIED AUTOMATED TRUCK SCALE

CAT SCALE COMPANY
P.O. BOX 630
WALCOTT, IA 52773
(563) 284-6263
www.catscale.com

THE CAT SCALE GUARANTEE

The CAT Scale Company **GUARANTEES** that our scales will give an accurate weight. What makes us different from other scale companies is that we back up our guarantee with cash.©

IF YOU SHOULD GET AN OVERWEIGHT FINE, YOU SHOULD DO THE FOLLOWING TO GET THE PROBLEM RESOLVED:

1) Post bond and request a court date.
2) Call CAT Scale Company direct 24 hours a day at 1-877-CAT-SCALE (toll free).
3) IMMEDIATELY send a copy of the citation, CAT Scale ticket, your name, company, address, and phone number to CAT Scale Company Attn: Operations Manager.

THANK YOU FOR WEIGHING ON CAT SCALE

The four weights shown below are separate weights. The TOTAL WEIGHT was weighed on a full length platform scale. **AXLE WEIGHTS CAN NOT BE CERTIFIED** and are **NOT LEGAL FOR TRADE, however, CAT SCALE COMPANY GUARANTEES THESE WEIGHTS TO BE CORRECT.**

DATE: [illegible]

SCALE LOCATION: [illegible]

STEER AXLE

DRIVE AXLE

TRAILER AXLE

TOTAL WEIGHT (39940 Tare)

COMPANY CELORIE BROS TRACTOR # _____ TRAILER # _____

WEIGHER'S SIGNATURE: [signature] RACHEL WALLACE FEE: FULL WEIGH TICKET # _____ (IF REWEIGH)

ONLY CERTIFIED WEIGHTS APPEAR BELOW THIS LINE

CERTIFIED WEIGHTS (imprint seal)

GROSS

TARE

NET

WEIGH NUMBER [illegible]

WEIGHMASTER CERTIFICATE

This is to certify that the following described commodity was weighed, measured, or counted by a Weighmaster, whose signature is on this Certificate, who is a recognized authority of accuracy, as prescribed by State Law.

COMMODITY WEIGHED: _____

REMARKS: _____

TRACTOR LICENSE # YAP283 L, OR TRACTOR # Ø

TRAILER LICENSE # Ø TRAILER # Ø

TRAILER LICENSE # Ø TRAILER # Ø

NAME OF WEIGHMASTER (print): [illegible]

WEIGHMASTER SIGNATURE: [signature]

© CAT SCALE COMPANY® 12/ (WA)

94830919

TICKET NUMBER

CAT SCALE

CERTIFIED AUTOMATED TRUCK SCALE

CAT SCALE COMPANY
P.O. BOX 630
WALCOTT, IA 52773
(563) 284-6263
www.catscale.com

THE CAT SCALE GUARANTEE

The CAT Scale Company **GUARANTEES** that our scales will give an accurate weight. What makes us different from other scale companies is that we back up our guarantee with cash.©

IF YOU SHOULD GET AN OVERWEIGHT FINE, YOU SHOULD DO THE FOLLOWING TO GET THE PROBLEM RESOLVED:

1) Post bond and request a court date.
2) Call CAT Scale Company direct 24 hours a day at 1-877-CAT-SCALE (toll free).
3) IMMEDIATELY send a copy of the citation, CAT Scale ticket, your name, company, address, and phone number to CAT Scale Company Attn: Operations Manager.

THANK YOU FOR WEIGHING ON CAT SCALE

Tare 40500

The four weights shown below are separate weights. The TOTAL WEIGHT was weighed on a full length platform scale. **AXLE WEIGHTS CAN NOT BE CERTIFIED** and are **NOT LEGAL FOR TRADE, however, CAT SCALE COMPANY GUARANTEES THESE WEIGHTS TO BE CORRECT.**

DATE: 1-26-2010

SCALE LOCATION: 278 GEE-CEE'S TRUCKSTOP I-5 AND EXIT 57 TOLEDO WA

STEER AXLE 23280 lb 33.01 Ton

DRIVE AXLE 32760 lb

TRAILER AXLE 50480 lb

TOTAL WEIGHT 106520 lb

1151
94830919

COMPANY CELORIE BROS TRACTOR # 21 TRAILER # 211

WEIGHER'S SIGNATURE: [signature] RACHEL WALLACE FEE: 9.00 FULL WEIGH TICKET # _____ (IF REWEIGH)

ONLY CERTIFIED WEIGHTS APPEAR BELOW THIS LINE

CERTIFIED WEIGHTS (imprint seal)

GROSS

TARE

NET

WEIGH NUMBER 0919

WEIGHMASTER CERTIFICATE

This is to certify that the following described commodity was weighed, measured, or counted by a Weighmaster, whose signature is on this Certificate, who is a recognized authority of accuracy, as prescribed by State Law.

COMMODITY WEIGHED: FREIGHT ALL KINDS

REMARKS: _____

TRACTOR LICENSE # YAP3151 TRACTOR # Ø

TRAILER LICENSE # Ø TRAILER # Ø

TRAILER LICENSE # Ø TRAILER # Ø

NAME OF WEIGHMASTER (print): [signature]

WEIGHMASTER SIGNATURE: [signature]

© CAT SCALE COMPANY® 12/ (WA)

94830921

TICKET NUMBER

CERTIFIED AUTOMATED TRUCK SCALE

CAT SCALE COMPANY
P.O. BOX 630
WALCOTT, IA 52773
(563) 284-6263
www.catscale.com

1201
94830921

THE CAT SCALE GUARANTEE

The CAT Scale Company **GUARANTEES** that our scales will give an accurate weight. What makes us different from other scale companies is that we back up our guarantee with cash.©

IF YOU SHOULD GET AN OVERWEIGHT FINE, YOU SHOULD DO THE FOLLOWING TO GET THE PROBLEM RESOLVED:

1) Post bond and request a court date.
2) Call CAT Scale Company direct 24 hours a day at 1-877-CAT-SCALE (toll free).
3) IMMEDIATELY send a copy of the citation, CAT Scale ticket, your name, company, address, and phone number to CAT Scale Company Attn: Operations Manager.

THANK YOU FOR WEIGHING ON CAT SCALE

The four weights shown below are separate weights. The TOTAL WEIGHT was weighed on a full length platform scale. **AXLE WEIGHTS CAN NOT BE CERTIFIED** and are **NOT LEGAL FOR TRADE, however, CAT SCALE COMPANY GUARANTEES THESE WEIGHTS TO BE CORRECT.**

DATE: 1-26-2010

SCALE LOCATION: 278
GEE-CEE'S TRUCKSTOP
I-5 AND EXIT 57
TOLEDO WA

STEER AXLE	21340 lb
DRIVE AXLE	36540 lb
TRAILER AXLE	50220 lb
TOTAL WEIGHT	108100 lb

33,4
(41220 Tare)

COMPANY CELORIE ... TRACTOR # 11 TRAILER # 111

WEIGHER'S SIGNATURE: TIA WARD FEE: 9.00 FULL WEIGH TICKET # (IF REWEIGH)

ONLY CERTIFIED WEIGHTS APPEAR BELOW THIS LINE

CERTIFIED WEIGHTS
(imprint seal)

GROSS

TARE

NET

WEIGH NUMBER
0921

WEIGHMASTER CERTIFICATE

This is to certify that the following described commodity was weighed, measured, or counted by a Weighmaster, whose signature is on this Certificate, who is a recognized authority of accuracy, as prescribed by State Law.

COMMODITY WEIGHED: FREIGHT ALL KINDS
REMARKS:
TRACTOR LICENSE # YAPC658 TRACTOR #
TRAILER LICENSE # TRAILER #
TRAILER LICENSE # TRAILER #

NAME OF WEIGHMASTER (print): TIA WARD
WEIGHMASTER SIGNATURE: TIA WARD

©CAT SCALE COMPANY 12/
(WA)

TRUCK LOG SHEET

3790	1-27-10	5:55	Port of Olympia	Celonie #11 Mike	105580	41220	0930	
3791	~~1-27-10~~	~~6:05~~	~~Rivergate~~	~~CRT Bruce 444~~	~~88660~~	~~41660~~	~~10290~~	
3792	~~1-27-10~~	~~6:47~~	~~Rivergate~~	~~CRT Jeff D 45~~	~~88,080~~	~~41500~~	~~10291~~	
3793	~~1-27-10~~	~~6:55~~	~~Schneider~~	~~Williams JT 08101~~	~~100100~~	~~40680~~		
3794	~~1-27-10~~	~~0200~~	~~Rivergate~~	~~CRT 42 Kat~~	~~88,200~~	~~41130~~	~~10297~~	
3795	~~1-27-10~~							
3796	1-27-10	9:30	Port of Olympia	Celonie #11 Mike	105580	41220	0946	
3797	~~1-27-10~~	~~9:45~~	~~Schneider~~	~~Williams JT 08101~~	~~100660~~	~~40980~~		
3798	1-27-10	12:30	COL RECYCLE	JORDAN 841	85,920	41,951	17862	
3799	1-27-10	12:54	Port of Olympia	Celonie #11 Mike	106680	41220	0954	

94830930

TICKET NUMBER

CERTIFIED AUTOMATED TRUCK SCALE

CAT SCALE COMPANY
P.O. BOX 630
WALCOTT, IA 52773
(563) 284-6263
www.catscale.com

1527
94830930

THE CAT SCALE GUARANTEE

The CAT Scale Company **GUARANTEES** that our scales will give an accurate weight. What makes us different from other scale companies is that we back up our guarantee with cash.©

IF YOU SHOULD GET AN OVERWEIGHT FINE, YOU SHOULD DO THE FOLLOWING TO GET THE PROBLEM RESOLVED:

1) Post bond and request a court date.
2) Call CAT Scale Company direct 24 hours a day at 1-877-CAT-SCALE (toll free).
3) IMMEDIATELY send a copy of the citation, CAT Scale ticket, your name, company, address, and phone number to CAT Scale Company Attn: Operations Manager.

THANK YOU FOR WEIGHING ON CAT SCALE

[illegible]
[illegible]
PO Box 188
Longview, WA 986
(206) 578-4616

The four weights shown below are separate weights. The TOTAL WEIGHT was weighed on a full length platform scale. **AXLE WEIGHTS CAN NOT BE CERTIFIED** and are **NOT LEGAL FOR TRADE, however, CAT SCALE COMPANY GUARANTEES THESE WEIGHTS TO BE CORRECT.**

DATE: 1-26-2010

SCALE LOCATION: 278
GEE-CEE'S TRUCKSTOP
I-5 AND EXIT 57
TOLEDO WA

STEER AXLE	17200 lb
DRIVE AXLE	39040 lb
TRAILER AXLE	49140 lb
TOTAL WEIGHT	105380 lb

(41,220 Tare)

COMPANY CELORIE [illegible] TRACTOR # 11 TRAILER # 111

WEIGHER'S SIGNATURE: [signature] CASSANDRA LINGRE FEE: 9.00 FULL WEIGH TICKET # _____ (IF REWEIGH)

ONLY CERTIFIED WEIGHTS APPEAR BELOW THIS LINE

CERTIFIED WEIGHTS (imprint seal)

GROSS

TARE

NET

WEIGH NUMBER
0930

WEIGHMASTER CERTIFICATE

This is to certify that the following described commodity was weighed, measured, or counted by a Weighmaster, whose signature is on this Certificate, who is a recognized authority of accuracy, as prescribed by State Law.

COMMODITY WEIGHED: FREIGHT ALL KINDS
REMARKS: YARC-653-CR
TRACTOR LICENSE # _____ TRACTOR # _____
TRAILER LICENSE # _____ TRAILER # _____
TRAILER LICENSE # _____ TRAILER # _____
NAME OF WEIGHMASTER (print): CASSANDRA LINGRE
WEIGHMASTER SIGNATURE: [signature]

© CAT SCALE COMPANY 12 (WA)

94830946

TICKET NUMBER

CERTIFIED AUTOMATED TRUCK SCALE

CAT SCALE COMPANY
P.O. BOX 630
WALCOTT, IA 52773
(563) 284-6263
www.catscale.com

853
94830946

THE CAT SCALE GUARANTEE

The CAT Scale Company **GUARANTEES** that our scales will give an accurate weight. What makes us different from other scale companies is that we back up our guarantee with cash.©

IF YOU SHOULD GET AN OVERWEIGHT FINE, YOU SHOULD DO THE FOLLOWING TO GET THE PROBLEM RESOLVED:

1) Post bond and request a court date.
2) Call CAT Scale Company direct 24 hours a day at 1-877-CAT-SCALE (toll free).
3) IMMEDIATELY send a copy of the citation, CAT Scale ticket, your name, company, address, and phone number to CAT Scale Company Attn: Operations Manager.

THANK YOU FOR WEIGHING ON CAT SCALE!

[illegible]
[illegible] Recovery
PO Box 188
Longview, WA 98632
(206) 578-4616

The four weights shown below are separate weights. The TOTAL WEIGHT was weighed on a full length platform scale. **AXLE WEIGHTS CAN NOT BE CERTIFIED** and are **NOT LEGAL FOR TRADE, however, CAT SCALE COMPANY GUARANTEES THESE WEIGHTS TO BE CORRECT.**

DATE: 1-27-2010

SCALE LOCATION: 278
GEE-CEE'S TRUCKSTOP
I-5 AND EXIT 57
TOLEDO WA

STEER AXLE	20740 lb
DRIVE AXLE	35320 lb
TRAILER AXLE	49520 lb
TOTAL WEIGHT	105580 lb

(41220 Tare)

COMPANY CELORIE BROS TRACTOR # 11 TRAILER # 111

WEIGHER'S SIGNATURE: [signature] RACHEL WALLACE FEE: 9.00 FULL WEIGH TICKET # _____ (IF REWEIGH)

ONLY CERTIFIED WEIGHTS APPEAR BELOW THIS LINE

CERTIFIED WEIGHTS (imprint seal)

GROSS

TARE

NET

WEIGH NUMBER
0946

WEIGHMASTER CERTIFICATE

This is to certify that the following described commodity was weighed, measured, or counted by a Weighmaster, whose signature is on this Certificate, who is a recognized authority of accuracy, as prescribed by State Law.

COMMODITY WEIGHED: FREIGHT ALL KINDS
REMARKS: _____
TRACTOR LICENSE # YARC653 TRACTOR # 0
TRAILER LICENSE # 0 TRAILER # 0
TRAILER LICENSE # _____ TRAILER # 0
NAME OF WEIGHMASTER (print): Rachel Wallace
WEIGHMASTER SIGNATURE: [signature]

© CAT SCALE COMPANY 12

94830954

TICKET NUMBER

CERTIFIED AUTOMATED TRUCK SCALE

CAT SCALE COMPANY
P.O. BOX 630
WALCOTT, IA 52773
(563) 284-6263
www.catscale.com

1218

94830954

THE CAT SCALE GUARANTEE

The CAT Scale Company **GUARANTEES** that our scales will give an accurate weight. What makes us different from other scale companies is that we back up our guarantee with cash.©

IF YOU SHOULD GET AN OVERWEIGHT FINE, YOU SHOULD DO THE FOLLOWING TO GET THE PROBLEM RESOLVED:

1) Post bond and request a court date.
2) Call CAT Scale Company direct 24 hours a day at 1-877-CAT-SCALE (toll free).
3) IMMEDIATELY send a copy of the citation, CAT Scale ticket, your name, company, address, and phone number to CAT Scale Company Attn: Operations Manager.

THANK YOU FOR WEIGHING ON CAT SCALE

The four weights shown below are separate weights. The TOTAL WEIGHT was weighed on a full length platform scale. **AXLE WEIGHTS CAN NOT BE CERTIFIED** and are **NOT LEGAL FOR TRADE, however, CAT SCALE COMPANY GUARANTEES THESE WEIGHTS TO BE CORRECT.**

DATE: 1-27-2010

SCALE LOCATION: 278
GEE-CEE'S TRUCKSTOP
I-5 AND EXIT 57
TOLEDO WA

STEER AXLE	21840 LB
DRIVE AXLE	35500 LB
TRAILER AXLE	47340 LB
TOTAL WEIGHT	106680 LB

32.73 tons

(41220 Tare)

COMPANY CELORIE TRACTOR # 11 TRAILER # 111

WEIGHER'S SIGNATURE: Rachel Wallace FEE: 9.00 FULL WEIGH TICKET # (IF REWEIGH)

RACHEL WALLACE

ONLY CERTIFIED WEIGHTS APPEAR BELOW THIS LINE

CERTIFIED WEIGHTS (imprint seal)

GROSS

TARE

NET

WEIGH NUMBER
0954

WEIGHMASTER CERTIFICATE

This is to certify that the following described commodity was weighed, measured, or counted by a Weighmaster, whose signature is on this Certificate, who is a recognized authority of accuracy, as prescribed by State Law.

COMMODITY WEIGHED: FREIGHT ALL KINDS

REMARKS:

TRACTOR LICENSE # YAPC654,OR TRACTOR #: 8

TRAILER LICENSE # TRAILER #: 8

TRAILER LICENSE # TRAILER #:

NAME OF WEIGHMASTER (print): Rachel Wallace

WEIGHMASTER SIGNATURE: Rachel Wallace

CAT SCALE COMPANY 12/ (WA)

LOAD SUMMARY

Removal of Contaminated Soils

EAST BAY			GEE-CEE'S TRUCKSTOP					WEYERHAEUSER		
DATE DEPARTURE	TIME OF DEPARTURE	HAULER, DRIVER, TRUCK#	DATE	GROSS WGT (LBS)	TARE WGT (LBS)	NET WGT (LBS)	TICKET #	DATE ARRIVAL	TIME OF ARRIVAL	Load Count
2/1/2010	8:05 AM	Stan Palmer - Steve - #62	2/1/2010	107580	41440	66140	94831039	2/1/2010	9:25 AM	448
2/5/2010	8:00 AM	Celorie Bros. - Richard - #20	2/5/2010	105840	39880	65960	94831165	2/5/2010	9:10 AM	449
2/5/2010	8:05 AM	Celorie Bros. - Mark - #22	2/5/2010	107360	39940	67420	94831166	2/5/2010	9:15 AM	450
2/5/2010	8:15 AM	Adams - #101	2/5/2010	103100	37860	65240	94831169	2/5/2010	9:30 AM	451
2/5/2010	8:20 AM	Adams - #201	2/5/2010	104940	38200	66740	94831170	2/5/2010	9:35 AM	452
2/5/2010	11:00 AM	Celorie Bros. - Richard - #20	2/5/2010	105240	39880	65360	94831179	2/5/2010	12:20 PM	453
2/5/2010	11:15 AM	Celorie Bros. - Mark - #22	2/5/2010	106720	39940	66780	94831180	2/5/2010	12:35 PM	454
2/5/2010	11:20 AM	Adams - #101	2/5/2010	104120	37860	66260	94831182	2/5/2010	12:35 PM	455
2/5/2010	12:10 PM	Adams - #201	2/5/2010	105920	38200	67720	94831183	2/5/2010	1:40 PM	456
2/8/2010	8:00 AM	Celorie Bros. - Mark - #22	2/8/2010	107840	39940	67900	94831222	2/8/2010	9:12 AM	457
2/8/2010	8:05 AM	Celorie Bros. - John S. - #11	2/8/2010	105660	41560	64100	94831224	2/8/2010	9:15 AM	458
2/8/2010	8:10 AM	Celorie Bros. - John - #18	2/8/2010	103960	40200	63760	94831223	2/8/2010	9:17 AM	459
2/8/2010	8:15 AM	Celorie Bros. - Rick - #8	2/8/2010	107280	42040	65240	94831225	2/8/2010	9:20 AM	460
2/8/2010	11:15 AM	Celorie Bros. - Mark - #22	2/8/2010	105960	39940	66020	94831231	2/8/2010	12:40 PM	461
2/8/2010	11:20 AM	Celorie Bros. - John S. - #11	2/8/2010	109000	41560	67440	94831233	2/8/2010	12:45 PM	462
2/8/2010	11:25 AM	Celorie Bros. - Rick - #8	2/8/2010	103200	42040	61160	94831234	2/8/2010	12:50 PM	463
2/8/2010	11:30 AM	Celorie Bros. - John - #18	2/8/2010	104920	40200	64720	94831232	2/8/2010	12:52 PM	464
2/8/2010	2:45 PM	Celorie Bros. - Mark - #22	2/9/2010	107640	39940	67700	94831246	2/9/2010	5:55 AM	465
2/8/2010	2:50 PM	Celorie Bros. - John S. - #11	2/9/2010	103500	41560	61940	94831247	2/9/2010	5:50 AM	466
2/8/2010	2:55 PM	Celorie Bros. - Rick - #8	2/9/2010	107500	42040	65460	94831248	2/9/2010	5:55 AM	467
2/8/2010	3:00 PM	Celorie Bros. - John - #18	2/9/2010	103480	40200	63280	94831250	2/9/2010	5:55 AM	468
2/9/2010	8:00 AM	Celorie Bros. - Mark - #22	2/9/2010	107780	39940	67840	94831265	2/9/2010	9:05 AM	469
2/9/2010	8:15 AM	Celorie Bros. - John S. - #11	2/9/2010	104700	41560	63140	94831267	2/9/2010	9:30 AM	470
2/9/2010	8:20 AM	Celorie Bros. - Rick - #8	2/9/2010	107000	42040	64960	94831268	2/9/2010	9:35 AM	471
2/9/2010	8:25 AM	Celorie Bros. - John - #18	2/9/2010	109460	40200	69260	94831269	2/9/2010	9:55 AM	472
2/9/2010	11:20 AM	Celorie Bros. - Mark - #22	2/9/2010	106880	39940	66940	94831282	2/9/2010	12:50 PM	473

DATE DEPARTURE	TIME OF DEPARTURE	HAULER, DRIVER, TRUCK#	DATE	GROSS WGT (LBS)	TARE WGT (LBS)	NET WGT (LBS)	TICKET #	DATE ARRIVAL	TIME OF ARRIVAL	Load Count
2/9/2010	11:30 AM	Celorie Bros. - John S. - #11	2/9/2010	101860	41560	60300	94831283	2/9/2010	12:55 PM	474
2/9/2010	11:50 AM	Celorie Bros. - Rick - #8	2/9/2010	105580	42040	63540	94831284	2/9/2010	1:10 PM	475
2/9/2010	11:55 AM	Celorie Bros. - John - #18	2/9/2010	102420	40200	62220	94831285	2/9/2010	1:26 PM	476
2/11/2010	8:00 AM	Stan Palmer - Steve - #62	2/11/2010	101940	41,440	60,500	94831325	2/11/2010	9:30 AM	477
2/11/2010	8:15 AM	Stan Palmer - Oliver - #38	2/11/2010	102560	41,700	60,860	94831326	2/11/2010	9:31 AM	478
2/11/2010	11:25 AM	Stan Palmer - Steve - #62	2/11/2010	103400	41,440	61,960	94831339	2/11/2010	12:45 PM	479
2/11/2010	11:45 AM	Stan Palmer - Oliver - #38	2/11/2010	101960	41,700	60,260	94831340	2/11/2010	12:55 PM	480
2/24/2010	9:45 AM	Stan Palmer - Steve - #62	2/24/2010	106900	41440	65460	94831591	2/24/2010	11:00 AM	481
2/24/2010	10:00 AM	Stan Palmer - Oliver - #38	2/24/2010	101920	41700	60220	94831592	2/24/2010	11:35 AM	482
2/25/2010	8:00 AM	Mountain West - Fred - #33	2/24/2010	97560	38400	59160	94831610	2/24/2010	9:12 AM	483
2/25/2010	8:10 AM	Stan Palmer - Steve - #62	2/24/2010	106260	41440	64820	94831611	2/24/2010	9:30 AM	484
2/25/2010	8:20 AM	Stan Palmer - Oliver - #38	2/24/2010	96900	41700	55200	94831612	2/24/2010	9:44 AM	485
2/25/2010	11:45 AM	Stan Palmer - Steve - #62	2/24/2010	110860	41440	69420	94831623	2/24/2010	1:00 PM	486
2/25/2010	11:55 AM	Stan Palmer - Oliver - #38	2/24/2010	104560	41700	62860	94831625	2/24/2010	1:29 PM	487
2/26/2010	8:15 AM	Stan Palmer - Steve - #62	2/26/2010	100060	41440	58620	94831644	2/26/2010	9:30 AM	488
2/26/2010	8:20 AM	Mountain West - Fred - #33	2/26/2010	99000	38400	60600	94831643	2/26/2010	9:32 AM	489
2/26/2010	8:25 AM	Stan Palmer - Oliver - #38	2/26/2010	100560	41700	58860	94831645	2/26/2010	9:36 AM	490
2/26/2010	11:30 AM	Stan Palmer - Steve - #62	2/26/2010	109660	41440	68220	94831652	2/26/2010	12:45 PM	491
2/26/2010	11:50 AM	Stan Palmer - Oliver - #38	2/26/2010	109840	41700	68140	94831653	2/26/2010	1:07 PM	492
2/26/2010	11:55 AM	Mountain West - Fred - #33	2/26/2010	95620	38400	57220	94831654	2/26/2010	1:08 PM	493
				Total Load Count:		**493**	**Monthly Total (TONS)**		**1,473.5**	
							Total Net Weight (LBS):		**31,859,740**	
							Total Net Weight (TONS):		**15,929.9**	

TRUCK LOG SHEET

Ctrl #	DATE	TIME	CUSTOMER	HAULER, DRIVER & TRUCK#	GROSS/TARE WGT (LBS)		TICKET #	SYSTEM ID# (OFFICE USE ONLY)
3805	1-28-10	9:00	Schnitzer	Wilkins BoB 08105	101360	41540		
3806	1-28-10	10:45	Rivergate	CRT Brian WW1	88,980	40220	10355	
3807	1/28/10	10:50	Schnitzer	Wilkins JT 08101	102400	40920		
3808	1/28/10	11:04	Rivergate	CRT Jeff D 045	87840	41,680	10354	
3809	1-28-10	11:15	Rivergate	CRT - Jeff - 41	88,320	41,480	10356	
3810	2-28-10	12:45	Schnitzer	Wilkins BoB 08105	100860	41300		
3811	2/28/10	2:15	Schnitzer	Wilkins Glenn 97-81	92,380	40,280		
3812	1-29-10	6:00	River Gate	CRT - Jeff - 41	88800	41,580	10394	
3813	1-29-10	6:30	River Gate	CRT Brian WW1	87,580	40320	10395	
3814	1-29-10	07:15	Rivergate	CRT 42 Kat	88880	41160	10396	
3815	1-29-10	9:30	River gate	CRT 41 - Jeff	88,760	41,740	10398	
3816	1-29-10	9:46	Rivergate	CRT Jeff D 45	88640	41440	10400	
3817	1-29-10	10:35	Rivergate	CRT Brian WW1	88,300	40120	10403	
3818	1-29-10	1:16	CDL RECYCLE	JORDAN #841	86,240	41951	17906	
3819	2-1-10	5:45	River Gate	CRT-41 - Jeff	88,280	41820	10442	
3820	2-1-10	6:30	River Gate	CRT Brian 44	88,520	41880	10443	
3821	2-1-10	7:14	Rivergate	CRT Jeff D 45	88,100	41,600	10444	
3822	2-1-10	9:25	Stan Palmer	Steve #62	107,580	41,440	1039	
3823	2/2/10	11:25	Schnitzer	Wilkins JT 08101	101,880	40980		
3824	2-2-10	6:00	River Gate	CRT - Jeff 41	88,[illegible]	41,680	10482	
3825	2-2-10	6:15	Schnitzer	Wilkins BoB 08105	99760	41440		
3826	2-2-10	6:30	Rivergate	CRT Brian 44	88,320	41880	10483	
3827	2/2/10	6:30	Schnitzer	Wilkins JT 08101	98500	40800		
3828	2/2/10	6:53	Rivergate	CRT Jeff D 45	88,480	41620	10484	

* * * REMEMBER 25 MPH MAX SPEED THRU RESIDENTIAL AREAS * * *

94831039

TICKET NUMBER

CERTIFIED AUTOMATED TRUCK SCALE

CAT SCALE COMPANY
P.O. BOX 630
WALCOTT, IA 52773
(563) 284-6263
www.catscale.com

846

94831039

The CAT Scale Company **GUARANTEES** that our scales will give an accurate weight. What makes us different from other scale companies is that we back up our guarantee with cash.©

IF YOU SHOULD GET AN OVERWEIGHT FINE, YOU SHOULD DO THE FOLLOWING TO GET THE PROBLEM RESOLVED:

1) Post bond and request a court date.
2) Call CAT Scale Company direct 24 hours a day at 1-877-CAT-SCALE (toll free).
3) IMMEDIATELY send a copy of the citation, CAT Scale ticket, your name, company, address, and phone number to CAT Scale Company Attn: Operations Manager.

THANK YOU FOR WEIGHING ON CAT SCALE

The four weights shown below are separate weights. The TOTAL WEIGHT was weighed on a full length platform scale. **AXLE WEIGHTS CAN NOT BE CERTIFIED** and are **NOT LEGAL FOR TRADE, however, CAT SCALE COMPANY GUARANTEES THESE WEIGHTS TO BE CORRECT.**

DATE	2-01-2010	**STEER AXLE**	18440 lb
	278	**DRIVE AXLE**	37600 lb
SCALE LOCATION:	GEE-CEE'S TRUCKSTOP I-5 AND EXIT 57 TOLEDO WA	**TRAILER AXLE**	51540 lb
		TOTAL WEIGHT	107580 lb

41,440 (Tare)

COMPANY STAN PALMER CONST. TRACTOR # 62 TRAILER # 62

WEIGHER'S SIGNATURE Rachel Wallace FEE: 9.00 FULL WEIGH TICKET # _____ (IF REWEIGH)

RACHEL WALLACE

ONLY CERTIFIED WEIGHTS APPEAR BELOW THIS LINE

CERTIFIED WEIGHTS
(imprint seal)

GROSS

TARE

NET

WEIGH NUMBER
1039

WEIGHMASTER CERTIFICATE

This is to certify that the following described commodity was weighed, measured, or counted by a Weighmaster, whose signature is on this Certificate, who is a recognized authority of accuracy, as prescribed by State Law.

COMMODITY WEIGHED: FREIGHT ALL KINDS

REMARKS: _____

TRACTOR LICENSE # _____ TRACTOR # _____

TRAILER LICENSE # _____ TRAILER # _____

TRAILER LICENSE # _____ TRAILER # _____

NAME OF WEIGHMASTER (print): _____

WEIGHMASTER SIGNATURE: _____

© CAT SCALE COMPANY® 12/08

TRUCK LOG SHEET

Ctrl #	DATE	TIME	CUSTOMER	HAULER, DRIVER & TRUCK#	GROSS/TARE WGT (LBS)		TICKET #	SYSTEM ID# (OFFICE USE ONLY)
3829	2 2 10	0715	Rivergate	CRT 42 Kat	88,220	41,260	10485	
3830	2-2-10	825	Rivergate	CRT 43 Hanni	88,060	41360	10486	
3831	2-2-10	1000	Schutten	wilkins BOB 08105	102980	41360		
3832	2/2/10	10.30	" "	" JT 08101	103480	40980		
3833	2-3-10	6:00	River Gate	CRT-41 - Jeff	88.460	41,580	10535	
3834	2-3-10	6:40	Rivergate	CRT Brian 44	88,480	41880	10536	
3835	2/3/10	6:50	Schutten	Willkins JT 08101	103900	40660		
3836	2/3/10	7:34	Rivergate	CRT JOHN 45	88,000	41,500	10537	
3837	2-3-10	735	Schutten	wilkins BOB 08105	101000	40680		
3838	2 3 10	0750	Rivergate	CRT Kat 42	88,900	41,380	10538	
3839	2/3/10	10:45	Schutten	Wilkins JT 08101	102700	40880		
3840	2-3-10	1145	" "	" BOB 08105	100620	41320		
3841	2-4-10	6:00	River Gate	CRT-Jeff - 41	88.000	41660	10610	
3842	2-4-10	6:15	Schutten	wilkins BOB 08105	100880	41120		
3843	2-4-10	6:30	Rivergate	CRT Brian 44	88,020	41,620	10611	
3844	2/4/10	6.50	Schutten	Wilkins JT 08101	100480	40540		
3845	2/4/10	07:04	Rivergate	CRT BRIAN #43	88560	41480	10612	
3846	2/4/10	07:19	Rivergate	CRT JOHN #45	87960	41780	10613	
3847	4/4/10	12:00	CDL RECYCLE	JORDAN 841	93,620	41,951	17987	
3848	4-5-10	6:00	River Gate	CRT-41 Jeff	88.940	41,800	10676	
3849	4-5-10	6:25	Rivergate	CRT Brian 44	88,480	41,920	10677	
3850	04/05/10	07:00	Rivergate	CRT Bob 43	88.060	41780	10678	
3851	2-05-10	07:16	Rivergate	CRT JEFF #45	88,800	41740	10679	
3852	02-05-10	9:10	Port of Olympia	Cedar Bays Richard 20	105840	39,880	1165	

Please obey stop signs at RR Crossing !!!

*** REMEMBER 25 MPH MAX SPEED THRU RESIDENTIAL AREAS ***

TRUCK LOG SHEET

Ctrl #	DATE	TIME	CUSTOMER	HAULER, DRIVER & TRUCK#	GROSS/TARE WGT (LBS)	TICKET #	SYSTEM ID# (OFFICE USE ONLY)
3853	2/5/10	915	Port of Olympia	Colorie Mark 22	107360 39940	1166	
3854	2/5/10	9:30	Port of Olympia	Adams #101	103100 37860	1169	
3855	2-5-10	9:35	Port of Olympia	Adams #201	104940 38200	1170	
3856	2/5/10	12:20	" "	colorie Richard #20	105240 39880	1179	
3857	2/5/10	1:35	" "	" Mark 22	106720 39940	1180	
3858	2/5/10	1:35	" "	Adams #101	104120 37860	1182	
3859	2-5-10	1:40	" " "	Adams #201	105920 38200	1183	
3894							
3895							
3896							
3897							
3898							
3899							
3900							

*** REMEMBER 25 MPH MAX SPEED THRU RESIDENTIAL AREAS ***

94031165

TICKET NUMBER

CERTIFIED AUTOMATED TRUCK SCALE

CAT SCALE COMPANY
P.O. BOX 630
WALCOTT, IA 52773
(563) 284-6263
www.catscale.com

THE CAT SCALE GUARANTEE

The CAT Scale Company **GUARANTEES** that our scales will give an accurate weight. What makes us different from other scale companies is that we back up our guarantee with cash.©

IF YOU SHOULD GET AN OVERWEIGHT FINE, YOU SHOULD DO THE FOLLOWING TO GET THE PROBLEM RESOLVED:

1) Post bond and request a court date.
2) Call CAT Scale Company direct 24 hours a day at 1-877-CAT-SCALE (toll free).
3) IMMEDIATELY send a copy of the citation, CAT Scale ticket, your name, company, address, and phone number to CAT Scale Company Attn: Operations Manager.

THANK YOU FOR WEIGHING ON CAT SCALE!

The four weights shown below are separate weights. The TOTAL WEIGHT was weighed on a full length platform scale. **AXLE WEIGHTS CAN NOT BE CERTIFIED** and are **NOT LEGAL FOR TRADE, however, CAT SCALE COMPANY GUARANTEES THESE WEIGHTS TO BE CORRECT.**

DATE:

SCALE LOCATION:

STEER AXLE

DRIVE AXLE

TRAILER AXLE

TOTAL WEIGHT (39880 Tare)

COMPANY _____ TRACTOR # _____ TRAILER # _____

WEIGHER'S SIGNATURE: _____ FEE: _____ FULL WEIGH TICKET # _____ (IF REWEIGH)

ONLY CERTIFIED WEIGHTS APPEAR BELOW THIS LINE

CERTIFIED WEIGHTS (imprint seal)

GROSS

TARE

NET

WEIGH NUMBER

WEIGHMASTER CERTIFICATE

This is to certify that the following described commodity was weighed, measured, or counted by a Weighmaster, whose signature is on this Certificate, who is a recognized authority of accuracy, as prescribed by State Law.

COMMODITY WEIGHED: _____

REMARKS: _____

TRACTOR LICENSE # _____ TRACTOR # _____

TRAILER LICENSE # _____ TRAILER # _____

TRAILER LICENSE # _____ TRAILER # _____

NAME OF WEIGHMASTER (print): _____

WEIGHMASTER SIGNATURE: _____

© CAT SCALE COMPANY 12/ (WA)

94031166

TICKET NUMBER

CERTIFIED AUTOMATED TRUCK SCALE

CAT SCALE COMPANY
P.O. BOX 630
WALCOTT, IA 52773
(563) 284-6263
www.catscale.com

THE CAT SCALE GUARANTEE

The CAT Scale Company **GUARANTEES** that our scales will give an accurate weight. What makes us different from other scale companies is that we back up our guarantee with cash.©

IF YOU SHOULD GET AN OVERWEIGHT FINE, YOU SHOULD DO THE FOLLOWING TO GET THE PROBLEM RESOLVED:

1) Post bond and request a court date.
2) Call CAT Scale Company direct 24 hours a day at 1-877-CAT-SCALE (toll free).
3) IMMEDIATELY send a copy of the citation, CAT Scale ticket, your name, company, address, and phone number to CAT Scale Company Attn: Operations Manager.

THANK YOU FOR WEIGHING ON CAT SCALE

The four weights shown below are separate weights. The TOTAL WEIGHT was weighed on a full length platform scale. **AXLE WEIGHTS CAN NOT BE CERTIFIED** and are **NOT LEGAL FOR TRADE, however, CAT SCALE COMPANY GUARANTEES THESE WEIGHTS TO BE CORRECT.**

DATE:

SCALE LOCATION:

STEER AXLE

DRIVE AXLE

TRAILER AXLE

TOTAL WEIGHT 39940 Tare

COMPANY _____ TRACTOR # _____ TRAILER # _____

WEIGHER'S SIGNATURE: _____ FEE: _____ FULL WEIGH TICKET # _____ (IF REWEIGH)

RACHEL WALLACE

ONLY CERTIFIED WEIGHTS APPEAR BELOW THIS LINE

CERTIFIED WEIGHTS (imprint seal)

GROSS

TARE

NET

WEIGH NUMBER

WEIGHMASTER CERTIFICATE

This is to certify that the following described commodity was weighed, measured, or counted by a Weighmaster, whose signature is on this Certificate, who is a recognized authority of accuracy, as prescribed by State Law.

COMMODITY WEIGHED: _____

REMARKS: _____

TRACTOR LICENSE # _____ TRACTOR # _____

TRAILER LICENSE # _____ TRAILER # _____

TRAILER LICENSE # _____ TRAILER # _____

NAME OF WEIGHMASTER (print): _____

WEIGHMASTER SIGNATURE: _____

© CAT SCALE COMPANY

94831169

TICKET NUMBER

CERTIFIED AUTOMATED TRUCK SCALE

CAT SCALE COMPANY
P.O. BOX 630
WALCOTT, IA 52773
(563) 284-6263
www.catscale.com

857
94831169

THE CAT SCALE GUARANTEE

The CAT Scale Company **GUARANTEES** that our scales will give an accurate weight. What makes us different from other scale companies is that we back up our guarantee with cash.©

IF YOU SHOULD GET AN OVERWEIGHT FINE, YOU SHOULD DO THE FOLLOWING TO GET THE PROBLEM RESOLVED:

1) Post bond and request a court date.
2) Call CAT Scale Company direct 24 hours a day at 1-877-CAT-SCALE (toll free).
3) IMMEDIATELY send a copy of the citation, CAT Scale ticket, your name, company, address, and phone number to CAT Scale Company Attn: Operations Manager.

THANK YOU FOR WEIGHING ON CAT SCALE!

The four weights shown below are separate weights. The TOTAL WEIGHT was weighed on a full length platform scale. **AXLE WEIGHTS CAN NOT BE CERTIFIED** and are **NOT LEGAL FOR TRADE, however, CAT SCALE COMPANY GUARANTEES THESE WEIGHTS TO BE CORRECT.**

DATE: 2-05-2010

SCALE LOCATION: 278 GEE-CEE'S TRUCKSTOP I-5 AND EXIT 57 TOLEDO WA

STEER AXLE	22300 lb
DRIVE AXLE	35560 lb
TRAILER AXLE	45240 lb
TOTAL WEIGHT	103100 lb

(37800 Tare)

COMPANY CELORIE TRACTOR # 101 TRAILER # 1917

WEIGHER'S SIGNATURE: Tia Ward TIA WARD FEE: 9.00 FULL WEIGH TICKET # (IF REWEIGH)

ONLY CERTIFIED WEIGHTS APPEAR BELOW THIS LINE

CERTIFIED WEIGHTS (imprint seal)

GROSS

TARE

NET

WEIGH NUMBER
1169

WEIGHMASTER CERTIFICATE

This is to certify that the following described commodity was weighed, measured, or counted by a Weighmaster, whose signature is on this Certificate, who is a recognized authority of accuracy, as prescribed by State Law.

COMMODITY WEIGHED: FREIGHT ALL KINDS

REMARKS:

TRACTOR LICENSE # YAP0842 TRACTOR #

TRAILER LICENSE # TRAILER #

TRAILER LICENSE # TRAILER #

NAME OF WEIGHMASTER (print): Tia Ward

WEIGHMASTER SIGNATURE: Tia Ward

© CAT SCALE COMPANY 12/ (WA)

94831170

TICKET NUMBER

CERTIFIED AUTOMATED TRUCK SCALE

CAT SCALE COMPANY
P.O. BOX 630
WALCOTT, IA 52773
(563) 284-6263
www.catscale.com

THE CAT SCALE GUARANTEE

The CAT Scale Company **GUARANTEES** that our scales will give an accurate weight. What makes us different from other scale companies is that we back up our guarantee with cash.©

IF YOU SHOULD GET AN OVERWEIGHT FINE, YOU SHOULD DO THE FOLLOWING TO GET THE PROBLEM RESOLVED:

1) Post bond and request a court date.
2) Call CAT Scale Company direct 24 hours a day at 1-877-CAT-SCALE (toll free).
3) IMMEDIATELY send a copy of the citation, CAT Scale ticket, your name, company, address, and phone number to CAT Scale Company Attn: Operations Manager.

THANK YOU FOR WEIGHING ON CAT SCALE!

The four weights shown below are separate weights. The TOTAL WEIGHT was weighed on a full length platform scale. **AXLE WEIGHTS CAN NOT BE CERTIFIED** and are **NOT LEGAL FOR TRADE, however, CAT SCALE COMPANY GUARANTEES THESE WEIGHTS TO BE CORRECT.**

DATE: 2-05-2010

SCALE LOCATION: 278 GEE-CEE'S TRUCKSTOP I-5 AND EXIT 57 TOLEDO WA

STEER AXLE	
DRIVE AXLE	
TRAILER AXLE	
TOTAL WEIGHT	Tare 34200

COMPANY CELORIE TRACTOR # TRAILER #

WEIGHER'S SIGNATURE: Tia Ward TIA WARD FEE: FULL WEIGH TICKET # (IF REWEIGH)

ONLY CERTIFIED WEIGHTS APPEAR BELOW THIS LINE

CERTIFIED WEIGHTS (imprint seal)

GROSS

TARE

NET

WEIGH NUMBER
1170

WEIGHMASTER CERTIFICATE

This is to certify that the following described commodity was weighed, measured, or counted by a Weighmaster, whose signature is on this Certificate, who is a recognized authority of accuracy, as prescribed by State Law.

COMMODITY WEIGHED:

REMARKS:

TRACTOR LICENSE # YAP0842 TRACTOR #

TRAILER LICENSE # TRAILER #

TRAILER LICENSE # TRAILER #

NAME OF WEIGHMASTER (print): Tia Ward

WEIGHMASTER SIGNATURE: Tia Ward

© CAT SCALE COMPANY 12/

94831179

TICKET NUMBER

CERTIFIED AUTOMATED TRUCK SCALE

CAT SCALE COMPANY
P.O. BOX 630
WALCOTT, IA 52773
(563) 284-6263
www.catscale.com

THE CAT SCALE GUARANTEE

The CAT Scale Company **GUARANTEES** that our scales will give an accurate weight. What makes us different from other scale companies is that we back up our guarantee with cash.©

IF YOU SHOULD GET AN OVERWEIGHT FINE, YOU SHOULD DO THE FOLLOWING TO GET THE PROBLEM RESOLVED:

1) Post bond and request a court date.
2) Call CAT Scale Company direct 24 hours a day at 1-877-CAT-SCALE (toll free).
3) IMMEDIATELY send a copy of the citation, CAT Scale ticket, your name, company, address, and phone number to CAT Scale Company Attn: Operations Manager.

THANK YOU FOR WEIGHING ON CAT SCALES

The four weights shown below are separate weights. The TOTAL WEIGHT was weighed on a full length platform scale. **AXLE WEIGHTS CAN NOT BE CERTIFIED** and are **NOT LEGAL FOR TRADE, however, CAT SCALE COMPANY GUARANTEES THESE WEIGHTS TO BE CORRECT.**

DATE: 2-05-2010

SCALE LOCATION: 278 GEE-CEE'S TRUCKSTOP I-5 AND EXIT 57 TOLEDO WA

STEER AXLE

DRIVE AXLE

TRAILER AXLE

TOTAL WEIGHT (39880 Tare)

3265

COMPANY _____ TRACTOR # _____ TRAILER # _____

WEIGHER'S SIGNATURE _____ FEE: _____ FULL WEIGH TICKET # _____ (IF REWEIGH)

ONLY CERTIFIED WEIGHTS APPEAR BELOW THIS LINE

CERTIFIED WEIGHTS (imprint seal)

GROSS

TARE

NET

WEIGH NUMBER 1179

WEIGHMASTER CERTIFICATE

This is to certify that the following described commodity was weighed, measured, or counted by a Weighmaster, whose signature is on this Certificate, who is a recognized authority of accuracy, as prescribed by State Law.

COMMODITY WEIGHED: _____

REMARKS: _____

TRACTOR LICENSE # _____ TRACTOR # _____

TRAILER LICENSE # _____ TRAILER # _____

TRAILER LICENSE # _____ TRAILER # _____

NAME OF WEIGHMASTER (print): _____

WEIGHMASTER SIGNATURE: _____

© CAT SCALE COMPANY® 12/0 (WA)

94831180

TICKET NUMBER

CERTIFIED AUTOMATED TRUCK SCALE

CAT SCALE COMPANY
P.O. BOX 630
WALCOTT, IA 52773
(563) 284-6263
www.catscale.com

1201
94831180

THE CAT SCALE GUARANTEE

The CAT Scale Company **GUARANTEES** that our scales will give an accurate weight. What makes us different from other scale companies is that we back up our guarantee with cash.©

IF YOU SHOULD GET AN OVERWEIGHT FINE, YOU SHOULD DO THE FOLLOWING TO GET THE PROBLEM RESOLVED:

1) Post bond and request a court date.
2) Call CAT Scale Company direct 24 hours a day at 1-877-CAT-SCALE (toll free).
3) IMMEDIATELY send a copy of the citation, CAT Scale ticket, your name, company, address, and phone number to CAT Scale Company Attn: Operations Manager.

THANK YOU FOR WEIGHING ON CAT SCALES

The four weights shown below are separate weights. The TOTAL WEIGHT was weighed on a full length platform scale. **AXLE WEIGHTS CAN NOT BE CERTIFIED** and are **NOT LEGAL FOR TRADE, however, CAT SCALE COMPANY GUARANTEES THESE WEIGHTS TO BE CORRECT.**

DATE: 2-05-2010

SCALE LOCATION: 278 GEE-CEE'S TRUCKSTOP I-5 AND EXIT 57 TOLEDO WA

STEER AXLE 23180 lb

DRIVE AXLE 32440 lb

TRAILER AXLE 51100 lb

TOTAL WEIGHT 106720 lb (39940 Tare)

33.39 T

COMPANY CELORIE TRACTOR # 22 TRAILER # 221

WEIGHER'S SIGNATURE Cassie Ingre FEE: 9.00 FULL WEIGH TICKET # _____ (IF REWEIGH)

CASSANDRA L INGRE

ONLY CERTIFIED WEIGHTS APPEAR BELOW THIS LINE

CERTIFIED WEIGHTS (imprint seal)

GROSS

TARE

NET

WEIGH NUMBER 1180

WEIGHMASTER CERTIFICATE

This is to certify that the following described commodity was weighed, measured, or counted by a Weighmaster, whose signature is on this Certificate, who is a recognized authority of accuracy, as prescribed by State Law.

COMMODITY WEIGHED: 4

REMARKS: VAP2832-OR

TRACTOR LICENSE # _____ TRACTOR # _____

TRAILER LICENSE # _____ TRAILER # _____

TRAILER LICENSE # _____ TRAILER # _____

NAME OF WEIGHMASTER (print): Cassandra M. Ingre

WEIGHMASTER SIGNATURE: Cassandra M. Ingre

© CAT SCALE COMPANY® 12/

94831182

TICKET NUMBER

CAT SCALE

CERTIFIED AUTOMATED TRUCK SCALE

CAT SCALE COMPANY
P.O. BOX 630
WALCOTT, IA 52773
(563) 284-6263
www.catscale.com

1225
94831182

THE CAT SCALE GUARANTEE

The CAT Scale Company **GUARANTEES** that our scales will give an accurate weight. What makes us different from other scale companies is that we back up our guarantee with cash.©

IF YOU SHOULD GET AN OVERWEIGHT FINE, YOU SHOULD DO THE FOLLOWING TO GET THE PROBLEM RESOLVED:

1) Post bond and request a court date.
2) Call CAT Scale Company direct 24 hours a day at 1-877-CAT-SCALE (toll free).
3) IMMEDIATELY send a copy of the citation, CAT Scale ticket, your name, company, address, and phone number to CAT Scale Company Attn: Operations Manager.

THANK YOU FOR WEIGHING ON CAT SCALE!

The four weights shown below are separate weights. The TOTAL WEIGHT was weighed on a full length platform scale. **AXLE WEIGHTS CAN NOT BE CERTIFIED** and are **NOT LEGAL FOR TRADE, however, CAT SCALE COMPANY GUARANTEES THESE WEIGHTS TO BE CORRECT.**

DATE: 2-05-2010

SCALE LOCATION: 278 GEE-CEE'S TRUCKSTOP I-5 AND EXIT 57 TOLEDO WA

STEER AXLE 22280 lb

DRIVE AXLE 32700 lb

TRAILER AXLE 49140 lb

TOTAL WEIGHT 104120 lb

Tare weight 37860 33.13 Tons

COMPANY CELORIE TRACTOR # 101 TRAILER # 101T

WEIGHER'S SIGNATURE: RACHEL WALLACE FEE: 9.00 FULL WEIGH TICKET # (IF REWEIGH)

ONLY CERTIFIED WEIGHTS APPEAR BELOW THIS LINE

CERTIFIED WEIGHTS (imprint seal)

GROSS

TARE

NET

WEIGH NUMBER 1182

WEIGHMASTER CERTIFICATE

This is to certify that the following described commodity was weighed, measured, or counted by a Weighmaster, whose signature is on this Certificate, who is a recognized authority of accuracy, as prescribed by State Law.

COMMODITY WEIGHED: FREIGHT ALL KINDS

REMARKS:

TRACTOR LICENSE # YAR0852 TRACTOR #

TRAILER LICENSE # TRAILER #

TRAILER LICENSE # TRAILER #

NAME OF WEIGHMASTER (print): Rachel Wallace

WEIGHMASTER SIGNATURE: Rachel Wallace

© CAT SCALE COMPANY® 12/4 (WA)

94831183

TICKET NUMBER

CAT SCALE

CERTIFIED AUTOMATED TRUCK SCALE

CAT SCALE COMPANY
P.O. BOX 630
WALCOTT, IA 52773
(563) 284-6263
www.catscale.com

THE CAT SCALE GUARANTEE

The CAT Scale Company **GUARANTEES** that our scales will give an accurate weight. What makes us different from other scale companies is that we back up our guarantee with cash.©

IF YOU SHOULD GET AN OVERWEIGHT FINE, YOU SHOULD DO THE FOLLOWING TO GET THE PROBLEM RESOLVED:

1) Post bond and request a court date.
2) Call CAT Scale Company direct 24 hours a day at 1-877-CAT-SCALE (toll free).
3) IMMEDIATELY send a copy of the citation, CAT Scale ticket, your name, company, address, and phone number to CAT Scale Company Attn: Operations Manager.

THANK YOU FOR WEIGHING ON CAT SCALE!

The four weights shown below are separate weights. The TOTAL WEIGHT was weighed on a full length platform scale. **AXLE WEIGHTS CAN NOT BE CERTIFIED** and are **NOT LEGAL FOR TRADE, however, CAT SCALE COMPANY GUARANTEES THESE WEIGHTS TO BE CORRECT.**

DATE: 2-05-2010

SCALE LOCATION: 278 GEE-CEE'S TRUCKSTOP I-5 AND EXIT 57 TOLEDO WA

STEER AXLE

DRIVE AXLE

TRAILER AXLE

TOTAL WEIGHT

TARE 38200

COMPANY CELORIE TRACTOR # TRAILER #

WEIGHER'S SIGNATURE: RACHEL WALLACE FEE: 9.00 FULL WEIGH TICKET # (IF REWEIGH)

ONLY CERTIFIED WEIGHTS APPEAR BELOW THIS LINE

CERTIFIED WEIGHTS (imprint seal)

GROSS

TARE

NET

WEIGH NUMBER 1183

WEIGHMASTER CERTIFICATE

This is to certify that the following described commodity was weighed, measured, or counted by a Weighmaster, whose signature is on this Certificate, who is a recognized authority of accuracy, as prescribed by State Law.

COMMODITY WEIGHED:

REMARKS:

TRACTOR LICENSE # TRACTOR #

TRAILER LICENSE # TRAILER #

TRAILER LICENSE # TRAILER #

NAME OF WEIGHMASTER (print):

WEIGHMASTER SIGNATURE:

© CAT SCALE COMPANY® 12/4 (WA)

TRUCK LOG SHEET

Ctrl #	DATE	TIME	CUSTOMER	HAULER, DRIVER & TRUCK#	GROSS/TARE WGT (LBS)	TICKET #	SYSTEM ID# (OFFICE USE ONLY)
3853	2/5/10	915	Port of Olympia	Celoria Mark 22	107360 39940	1166	
3854	2/5/10	9:20	Port of Olympia	Adams #101	103100 37860	1169	
3855	2-5-10	9:35	Port of Olympia	Adams #201	104940 38200	1170	
3856	2/5/10	12:20	" "	Celoria Mark #22	105240 39880	1179	
3857	2/5/10	12:35	" "	" Mark 22	106720 39940	1180	
3858	2/5/10	1:35	" "	Adams #101	104120 37860	1182	
3859	2-5-10	1:40	" " "	Adams #201	105920 38200	1183	
3860	2-8-10	6:00	River Crest	CBT-41 - Jeff	88900 41,460	10749	
3861	2-8-10	6:15	Rivergate	CBT Brian 44	88330 41700	10750	
3862	2/8/10	912	Port of Olympia	Celoria Mark 22	107840 39940	1222	
3863	2-8-10	915	Port of Olympia	Celorie John 11	105660 41560	1224	
3864	2-8-10	9:15	Olympic Rock	John CBT	91,100 41,951	[illegible]	
3865	2-8-10	9:17	Port of Olympia	Celoric #18	103,900 40,200	1223	
3866	2-8-10	9:20	Port of Olympia	Celoric #8 Rick	107280 42040	1225	
3867	2-8-10	9:20	Olympic Rock	John CBT	103740 41460		
3868	2/8/10	1220	"	" Dave CBT	99120 41560		
3869	2/8/10	1240	Port of Olympia	Celoria Mark 22	105960 39940	1231	
3870	2/8/10	12:45	Port of Olympia	Celorie John 11	109000 41560	1233	
3871	2/8/10	12:50	Port of Olympia	Celoric #8 Rick	103200 42040	1234	
3872	2/8/10	12:52	P.O. OLYMPIA	CELORIC JOHN 18	104920 40,200	1232	
3873	2/8/10	555	Port of Olympia	Celoria Mark 22	107240 39940	1246	
3874	2/8/10	5:50 AM	Port of Olympia	Celorie John 11	103500 41560	1247	
3875	2-8-10	555	Port of Olympia	Celoric #8 Rick	107500 42040	1248	
3876	2-8-10	555	PORT OLYMPIA	CBT #18 JOHN	103480 40,200	1250	

PLEASE OBEY STOP SIGNS @ RR CROSSING - TRAIN HAS RIGHT OF WAY

*** REMEMBER 25 MPH MAX SPEED THRU RESIDENTIAL AREAS ***

94831222

TICKET NUMBER

CERTIFIED AUTOMATED TRUCK SCALE

CAT SCALE COMPANY
P.O. BOX 630
WALCOTT, IA 52773
(563) 284-6263
www.catscale.com

THE CAT SCALE GUARANTEE

The CAT Scale Company **GUARANTEES** that our scales will give an accurate weight. What makes us different from other scale companies is that we back up our guarantee with cash.©

IF YOU SHOULD GET AN OVERWEIGHT FINE, YOU SHOULD DO THE FOLLOWING TO GET THE PROBLEM RESOLVED:

1) Post bond and request a court date.
2) Call CAT Scale Company direct 24 hours a day at 1-877-CAT-SCALE (toll free).
3) IMMEDIATELY send a copy of the citation, CAT Scale ticket, your name, company, address, and phone number to CAT Scale Company Attn: Operations Manager.

THANK YOU FOR WEIGHING ON CAT SCALE!

The four weights shown below are separate weights. The TOTAL WEIGHT was weighed on a full length platform scale. **AXLE WEIGHTS CAN NOT BE CERTIFIED** and are **NOT LEGAL FOR TRADE, however, CAT SCALE COMPANY GUARANTEES THESE WEIGHTS TO BE CORRECT.**

DATE: 2-08-2010

SCALE LOCATION: GEE-CEE'S TRUCKSTOP I-5 AND EXIT 57 TOLEDO WA

STEER AXLE

DRIVE AXLE

TRAILER AXLE

TOTAL WEIGHT (39940 Tare)

COMPANY CELORIE BROS TRACTOR # _____ TRAILER # _____

WEIGHER'S SIGNATURE: RACHEL WALLACE FEE: FULL WEIGH TICKET # _____ (IF REWEIGH)

ONLY CERTIFIED WEIGHTS APPEAR BELOW THIS LINE

CERTIFIED WEIGHTS (imprint seal)

GROSS

TARE

NET

WEIGHMASTER CERTIFICATE

This is to certify that the following described commodity was weighed, measured, or counted by a Weighmaster, whose signature is on this Certificate, who is a recognized authority of accuracy, as prescribed by State Law.

COMMODITY WEIGHED: _____

REMARKS: _____

TRACTOR LICENSE # _____ TRACTOR # _____

TRAILER LICENSE # _____ TRAILER # _____

TRAILER LICENSE # _____ TRAILER # _____

NAME OF WEIGHMASTER (print): _____

WEIGHMASTER SIGNATURE: _____

© CAT SCALE COMPANY* 12/0 (WA)

94831224

TICKET NUMBER

CERTIFIED AUTOMATED TRUCK SCALE

CAT SCALE COMPANY
P.O. BOX 630
WALCOTT, IA 52773
(563) 284-6263
www.catscale.com

836
94831224

THE CAT SCALE GUARANTEE

The CAT Scale Company **GUARANTEES** that our scales will give an accurate weight. What makes us different from other scale companies is that we back up our guarantee with cash.©

IF YOU SHOULD GET AN OVERWEIGHT FINE, YOU SHOULD DO THE FOLLOWING TO GET THE PROBLEM RESOLVED:

1) Post bond and request a court date.
2) Call CAT Scale Company direct 24 hours a day at 1-877-CAT-SCALE (toll free).
3) IMMEDIATELY send a copy of the citation, CAT Scale ticket, your name, company, address, and phone number to CAT Scale Company Attn: Operations Manager.

THANK YOU FOR WEIGHING ON CAT SCALE!

The four weights shown below are separate weights. The TOTAL WEIGHT was weighed on a full length platform scale. **AXLE WEIGHTS CAN NOT BE CERTIFIED** and are **NOT LEGAL FOR TRADE, however, CAT SCALE COMPANY GUARANTEES THESE WEIGHTS TO BE CORRECT.**

DATE: 2-08-2010

SCALE LOCATION: 278 GEE-CEE'S TRUCKSTOP I-5 AND EXIT 57 TOLEDO WA

STEER AXLE 21280 lb

DRIVE AXLE 33680 lb

TRAILER AXLE 50700 lb

TOTAL WEIGHT 105560 lb 41540 Tare 32.5

COMPANY CELORIE BROS TRACTOR # 11 TRAILER # 11T

WEIGHER'S SIGNATURE: Rachel Wallace FEE: 9.00 RACHEL WALLACE FULL WEIGH TICKET # _____ (IF REWEIGH)

ONLY CERTIFIED WEIGHTS APPEAR BELOW THIS LINE

CERTIFIED WEIGHTS (imprint seal)

GROSS

TARE

NET

WEIGH NUMBER
1224

WEIGHMASTER CERTIFICATE

This is to certify that the following described commodity was weighed, measured, or counted by a Weighmaster, whose signature is on this Certificate, who is a recognized authority of accuracy, as prescribed by State Law.

COMMODITY WEIGHED: FREIGHT ALL KINDS

REMARKS: _____

TRACTOR LICENSE # YAP0674,OR TRACTOR # 0

TRAILER LICENSE # 0 TRAILER # 0

TRAILER LICENSE # 0 TRAILER # 0

NAME OF WEIGHMASTER (print): Rachel Wallace

WEIGHMASTER SIGNATURE: Rachel Wallace

© CAT SCALE COMPANY* 12/ (WA)

94831223

TICKET NUMBER

CAT SCALE®

CERTIFIED AUTOMATED TRUCK SCALE

CAT SCALE COMPANY
P.O. BOX 630
WALCOTT, IA 52773
(563) 284-6263
www.catscale.com

THE CAT SCALE GUARANTEE

The CAT Scale Company **GUARANTEES** that our scales will give an accurate weight. What makes us different from other scale companies is that we back up our guarantee with cash.©

IF YOU SHOULD GET AN OVERWEIGHT FINE, YOU SHOULD DO THE FOLLOWING TO GET THE PROBLEM RESOLVED:

1) Post bond and request a court date.
2) Call CAT Scale Company direct 24 hours a day at 1-877-CAT-SCALE (toll free).
3) IMMEDIATELY send a copy of the citation, CAT Scale ticket, your name, company, address, and phone number to CAT Scale Company Attn: Operations Manager.

THANK YOU FOR WEIGHING ON CAT SCALE!

The four weights shown below are separate weights. The TOTAL WEIGHT was weighed on a full length platform scale. **AXLE WEIGHTS CAN NOT BE CERTIFIED** and are **NOT LEGAL FOR TRADE, however, CAT SCALE COMPANY GUARANTEES THESE WEIGHTS TO BE CORRECT.**

DATE: [illegible]

SCALE LOCATION: [illegible]

STEER AXLE [illegible]

DRIVE AXLE [illegible]

TRAILER AXLE [illegible]

TOTAL WEIGHT [illegible]

LT WT 40,200 31.88 Bp

COMPANY [illegible] TRACTOR # [illegible] TRAILER # [illegible]

WEIGHER'S SIGNATURE: [illegible] RACHEL WALLACE FEE: [illegible] FULL WEIGH TICKET # [illegible] (IF REWEIGH)

ONLY CERTIFIED WEIGHTS APPEAR BELOW THIS LINE

CERTIFIED WEIGHTS (imprint seal)

GROSS

TARE

NET

WEIGH NUMBER 1223

WEIGHMASTER CERTIFICATE

This is to certify that the following described commodity was weighed, measured, or counted by a Weighmaster, whose signature is on this Certificate, who is a recognized authority of accuracy, as prescribed by State Law.

COMMODITY WEIGHED: [illegible]

REMARKS: [illegible]

TRACTOR LICENSE # [illegible] TRACTOR # [illegible]

TRAILER LICENSE # [illegible] TRAILER # [illegible]

TRAILER LICENSE # [illegible] TRAILER # [illegible]

NAME OF WEIGHMASTER (print): [illegible]

WEIGHMASTER SIGNATURE: [illegible]

© CAT SCALE COMPANY® 12/0 (WA)

94831225

TICKET NUMBER

CAT SCALE®

CERTIFIED AUTOMATED TRUCK SCALE

CAT SCALE COMPANY
P.O. BOX 630
WALCOTT, IA 52773
(563) 284-6263
www.catscale.com

THE CAT SCALE GUARANTEE

The CAT Scale Company **GUARANTEES** that our scales will give an accurate weight. What makes us different from other scale companies is that we back up our guarantee with cash.©

IF YOU SHOULD GET AN OVERWEIGHT FINE, YOU SHOULD DO THE FOLLOWING TO GET THE PROBLEM RESOLVED:

1) Post bond and request a court date.
2) Call CAT Scale Company direct 24 hours a day at 1-877-CAT-SCALE (toll free).
3) IMMEDIATELY send a copy of the citation, CAT Scale ticket, your name, company, address, and phone number to CAT Scale Company Attn: Operations Manager.

THANK YOU FOR WEIGHING ON CAT SCALE!

The four weights shown below are separate weights. The TOTAL WEIGHT was weighed on a full length platform scale. **AXLE WEIGHTS CAN NOT BE CERTIFIED** and are **NOT LEGAL FOR TRADE, however, CAT SCALE COMPANY GUARANTEES THESE WEIGHTS TO BE CORRECT.**

DATE: 2-08-2010

SCALE LOCATION: [illegible]

STEER AXLE [illegible]

DRIVE AXLE [illegible]

TRAILER AXLE [illegible]

TOTAL WEIGHT [illegible]

(42040 Tare)

COMPANY [illegible] TRACTOR # [illegible] TRAILER # [illegible]

WEIGHER'S SIGNATURE: [illegible] RACHEL WALLACE FEE: 1.00 FULL WEIGH TICKET # [illegible] (IF REWEIGH)

ONLY CERTIFIED WEIGHTS APPEAR BELOW THIS LINE

CERTIFIED WEIGHTS (imprint seal)

GROSS

TARE

NET

WEIGH NUMBER 1214

WEIGHMASTER CERTIFICATE

This is to certify that the following described commodity was weighed, measured, or counted by a Weighmaster, whose signature is on this Certificate, who is a recognized authority of accuracy, as prescribed by State Law.

COMMODITY WEIGHED: [illegible]

REMARKS: [illegible]

TRACTOR LICENSE # [illegible] TRACTOR # [illegible]

TRAILER LICENSE # [illegible] TRAILER # [illegible]

TRAILER LICENSE # [illegible] TRAILER # [illegible]

NAME OF WEIGHMASTER (print): [illegible]

WEIGHMASTER SIGNATURE: [illegible]

© CAT SCALE COMPANY® 12/0

94831231

TICKET NUMBER

CERTIFIED AUTOMATED TRUCK SCALE

CAT SCALE COMPANY
P.O. BOX 630
WALCOTT, IA 52773
(563) 284-6263
www.catscale.com

THE CAT SCALE GUARANTEE

The CAT Scale Company **GUARANTEES** that our scales will give an accurate weight. What makes us different from other scale companies is that we back up our guarantee with cash.©

IF YOU SHOULD GET AN OVERWEIGHT FINE, YOU SHOULD DO THE FOLLOWING TO GET THE PROBLEM RESOLVED:

1) Post bond and request a court date.
2) Call CAT Scale Company direct 24 hours a day at 1-877-CAT-SCALE (toll free).
3) IMMEDIATELY send a copy of the citation, CAT Scale ticket, your name, company, address, and phone number to CAT Scale Company Attn: Operations Manager.

THANK YOU FOR WEIGHING ON CAT SCALE!

The four weights shown below are separate weights. The TOTAL WEIGHT was weighed on a full length platform scale. **AXLE WEIGHTS CAN NOT BE CERTIFIED** and are **NOT LEGAL FOR TRADE, however, CAT SCALE COMPANY GUARANTEES THESE WEIGHTS TO BE CORRECT.**

DATE: 2-08-2010

SCALE LOCATION: 278 GEE-CEE'S TRUCKSTOP I-5 AND EXIT 57 TOLEDO WA

STEER AXLE

DRIVE AXLE

TRAILER AXLE

TOTAL WEIGHT (39940 Tare)

COMPANY _____ TRACTOR # _____ TRAILER # _____

WEIGHER'S SIGNATURE: _____ FEE: _____ FULL WEIGH TICKET # _____ (IF REWEIGH)

ONLY CERTIFIED WEIGHTS APPEAR BELOW THIS LINE

CERTIFIED WEIGHTS (imprint seal)

GROSS

TARE

NET

WEIGH NUMBER

WEIGHMASTER CERTIFICATE

This is to certify that the following described commodity was weighed, measured, or counted by a Weighmaster, whose signature is on this Certificate, who is a recognized authority of accuracy, as prescribed by State Law.

COMMODITY WEIGHED: _____

REMARKS: _____

TRACTOR LICENSE # _____ TRACTOR # _____

TRAILER LICENSE # _____ TRAILER # _____

TRAILER LICENSE # _____ TRAILER # _____

NAME OF WEIGHMASTER (print): _____

WEIGHMASTER SIGNATURE: _____

© CAT SCALE COMPANY - 12A (WA)

94831233

TICKET NUMBER

CERTIFIED AUTOMATED TRUCK SCALE

CAT SCALE COMPANY
P.O. BOX 630
WALCOTT, IA 52773
(563) 284-6263
www.catscale.com

1210

94831233

THE CAT SCALE GUARANTEE

The CAT Scale Company **GUARANTEES** that our scales will give an accurate weight. What makes us different from other scale companies is that we back up our guarantee with cash.©

IF YOU SHOULD GET AN OVERWEIGHT FINE, YOU SHOULD DO THE FOLLOWING TO GET THE PROBLEM RESOLVED:

1) Post bond and request a court date.
2) Call CAT Scale Company direct 24 hours a day at 1-877-CAT-SCALE (toll free).
3) IMMEDIATELY send a copy of the citation, CAT Scale ticket, your name, company, address, and phone number to CAT Scale Company Attn: Operations Manager.

THANK YOU FOR WEIGHING ON CAT SCALE!

The four weights shown below are separate weights. The TOTAL WEIGHT was weighed on a full length platform scale. **AXLE WEIGHTS CAN NOT BE CERTIFIED** and are **NOT LEGAL FOR TRADE, however, CAT SCALE COMPANY GUARANTEES THESE WEIGHTS TO BE CORRECT.**

DATE: 2-08-2010

SCALE LOCATION: 278 GEE-CEE'S TRUCKSTOP I-5 AND EXIT 57 TOLEDO WA

STEER AXLE 23440 lb

DRIVE AXLE 36720 lb

TRAILER AXLE 48840 lb

TOTAL WEIGHT 109000 lb 67/40

(41,560 Tare) 33,57

COMPANY CELORIE TRACTOR # 11 TRAILER # 111

WEIGHER'S SIGNATURE: Tallard FEE: 9.00 FULL WEIGH TICKET # _____ (IF REWEIGH)

ONLY CERTIFIED WEIGHTS APPEAR BELOW THIS LINE

CERTIFIED WEIGHTS (imprint seal)

GROSS

TARE

NET

WEIGH NUMBER

WEIGHMASTER CERTIFICATE

This is to certify that the following described commodity was weighed, measured, or counted by a Weighmaster, whose signature is on this Certificate, who is a recognized authority of accuracy, as prescribed by State Law.

COMMODITY WEIGHED: FREIGHT ALL KINDS

REMARKS: _____

TRACTOR LICENSE # XAPY631 OR TRACTOR # _____

TRAILER LICENSE # _____ TRAILER # _____

TRAILER LICENSE # _____ TRAILER # _____

NAME OF WEIGHMASTER (print): Tallard

S43[illegible]1234

TICKET NUMBER

CERTIFIED AUTOMATED TRUCK SCALE

CAT SCALE COMPANY
P.O. BOX 630
WALCOTT, IA 52773
(563) 284-6263
www.catscale.com

THE CAT SCALE GUARANTEE

The CAT Scale Company **GUARANTEES** that our scales will give an accurate weight. What makes us different from other scale companies is that we back up our guarantee with cash.©

IF YOU SHOULD GET AN OVERWEIGHT FINE, YOU SHOULD DO THE FOLLOWING TO GET THE PROBLEM RESOLVED:

1) Post bond and request a court date.
2) Call CAT Scale Company direct 24 hours a day at 1-877-CAT-SCALE (toll free).
3) IMMEDIATELY send a copy of the citation, CAT Scale ticket, your name, company, address, and phone number to CAT Scale Company Attn: Operations Manager.

THANK YOU FOR WEIGHING ON CAT SCALE!

The four weights shown below are separate weights. The TOTAL WEIGHT was weighed on a full length platform scale. **AXLE WEIGHTS CAN NOT BE CERTIFIED** and are **NOT LEGAL FOR TRADE, however, CAT SCALE COMPANY GUARANTEES THESE WEIGHTS TO BE CORRECT.**

DATE: [illegible]

SCALE LOCATION: [illegible]

STEER AXLE

DRIVE AXLE

TRAILER AXLE

TOTAL WEIGHT

(42040 Tare)

Integrated Waste Management / Transfer
Material Recovery / Transfer
PO Box 185
Longview, WA 98632
(206) 578-4554

COMPANY [illegible] TRACTOR # _____ TRAILER # _____

WEIGHER'S SIGNATURE: [illegible] FEE: [illegible] FULL WEIGH TICKET # _____ (IF REWEIGH)

ONLY CERTIFIED WEIGHTS APPEAR BELOW THIS LINE

CERTIFIED WEIGHTS (imprint seal)

GROSS

TARE

NET

WEIGH NUMBER [illegible]

WEIGHMASTER CERTIFICATE

This is to certify that the following described commodity was weighed, measured, or counted by a Weighmaster, whose signature is on this Certificate, who is a recognized authority of accuracy, as prescribed by State Law.

COMMODITY WEIGHED: [illegible]

REMARKS: _____

TRACTOR LICENSE # _____ TRACTOR # _____

TRAILER LICENSE # _____ TRAILER # _____

TRAILER LICENSE # _____ TRAILER # _____

NAME OF WEIGHMASTER (print): _____

WEIGHMASTER SIGNATURE: _____

© CAT SCALE COMPANY® 12/08 (WA)

S43[illegible]1232

TICKET NUMBER

CERTIFIED AUTOMATED TRUCK SCALE

CAT SCALE COMPANY
P.O. BOX 630
WALCOTT, IA 52773
(563) 284-6263
www.catscale.com

THE CAT SCALE GUARANTEE

The CAT Scale Company **GUARANTEES** that our scales will give an accurate weight. What makes us different from other scale companies is that we back up our guarantee with cash.©

IF YOU SHOULD GET AN OVERWEIGHT FINE, YOU SHOULD DO THE FOLLOWING TO GET THE PROBLEM RESOLVED:

1) Post bond and request a court date.
2) Call CAT Scale Company direct 24 hours a day at 1-877-CAT-SCALE (toll free).
3) IMMEDIATELY send a copy of the citation, CAT Scale ticket, your name, company, address, and phone number to CAT Scale Company Attn: Operations Manager.

THANK YOU FOR WEIGHING ON CAT SCALE!

The four weights shown below are separate weights. The TOTAL WEIGHT was weighed on a full length platform scale. **AXLE WEIGHTS CAN NOT BE CERTIFIED** and are **NOT LEGAL FOR TRADE, however, CAT SCALE COMPANY GUARANTEES THESE WEIGHTS TO BE CORRECT.**

DATE: [illegible]

SCALE LOCATION: [illegible]

STEER AXLE

DRIVE AXLE

TRAILER AXLE

TOTAL WEIGHT

32.36 ton

(40,200 Tare)

COMPANY [illegible] TRACTOR # _____ TRAILER # _____

WEIGHER'S SIGNATURE: [illegible] FEE: [illegible] FULL WEIGH TICKET # _____ (IF REWEIGH)

ONLY CERTIFIED WEIGHTS APPEAR BELOW THIS LINE

CERTIFIED WEIGHTS (imprint seal)

GROSS

TARE

NET

Integrated Waste Management / Transfer
Material Recovery / Transfer
PO Box 185
Longview, WA 98632
(206) 578-4554

WEIGH NUMBER [illegible]

WEIGHMASTER CERTIFICATE

This is to certify that the following described commodity was weighed, measured, or counted by a Weighmaster, whose signature is on this Certificate, who is a recognized authority of accuracy, as prescribed by State Law.

COMMODITY WEIGHED: [illegible]

REMARKS: _____

TRACTOR LICENSE # [illegible] TRACTOR # _____

TRAILER LICENSE # _____ TRAILER # _____

TRAILER LICENSE # _____ TRAILER # _____

NAME OF WEIGHMASTER (print): [illegible]

WEIGHMASTER SIGNATURE: [illegible]

© CAT SCALE COMPANY® 12/08

TRUCK LOG SHEET

Ctrl #	DATE	TIME	CUSTOMER	HAULER, DRIVER & TRUCK#	GROSS/TARE WGT (LBS)		TICKET #	SYSTEM ID# (OFFICE USE ONLY)
3853	2/5/10	915	Port of Olympia	Celorie Mark 22	107360	39940	1166	
3854	2/5/10	9:30	Port of Olympia	Adams #101	103100	37860	1169	
3855	2-5-10	9:35	Port of Olympia	Adams #201	104940	[illegible]	1170	
3856	2/5/10	1220	" "	Celorie Richard #20	105240	39880	1179	
3857	2/5/10	1235	" "	" Mark 22	106720	39940	1180	
3858	2/5/10	1:35	" "	Adams #101	104120	37860	1182	
3859	2-5-10	1:40	" "	Adams #201	105920	38200	1183	
3860	2-8-10	6:00	River Gate	CRT-41 - Jeff	88900	41,460	10749	
3861	2-8-10	6:15	Rivergate	CRT Bryan 44	88320	[illegible]	10750	
3862	2/8/10	912	Port of Olympia	Celorie Mark 22	107840	39940	1222	
3863	2-8-10	9:15	Port of Olympia	Celorie John S 11	105660	41560	1224	
3864	2-8-10	9:15	CDL Recycle	Jordan 841	91,400	41,951	HAND WRITTEN	
3865	2-8-10	9:17	Port of Olympia	Celorie #18	103,960	40,200	1223	
3866	2-8-10	9:20	Port of Olympia	Celorie #8 Rick	107280	42040	1225	
3867	2/8/10	11:35	[illegible]	Williams JT 0810	100740	[illegible]		
3868	2/8/10	1202	"	" DAVE 0899	99720	41620		
3869	2/8/10	1240	Port of Olympia	Celorie Mark 22	105960	39940	1231	
3870	2/8/10	12:45	Port of Olympia	Celorie John S 11	109000	41560	1233	
3871	2/8/10	12:50	Port of Olympia	Celorie #8 Rick	103200	42040	1234	
3872	2/8/10	12:52	P.O. Olympia	Celorie John 18	104920	40,200	[illegible]	
3873	2/9/10	555	Port of Olympia	Celorie Mark 22	107640	39940	1246	
3874	2-9-10	550 AM	Port of Olympia	Celorie Bro John 11	103500	41560	1247	
3875	2-9-10	555	Port of Olympia	Celorie Bro #8 Rick	107500	42040	1248	
3876	2-9-10	555	PORT OLYMPIA	CBT #18 JOHN	103480	40,200	1250	

PLEASE OBEY STOP SIGNS @ RR CROSSING - TRAIN HAS RIGHT OF WAY

* * * REMEMBER 25 MPH MAX SPEED THRU RESIDENTIAL AREAS * * *

TRUCK LOG SHEET

Ctrl #	DATE	TIME	CUSTOMER	HAULER, DRIVER & TRUCK#	GROSS/TARE WGT (LBS)	TICKET #	SYSTEM ID# (OFFICE USE ONLY)
3877							
3878							
3879							
3880							
3881							
3882							
3883	2/9/10	9:05	Port of Olympia	Colorado 22 Mark	107780	39940	1265
3884	2/9/10	9:30	Port of Olympia	Colorado #11 John S	104700	41560	1267
3885	2/9/10	9:35	Port of Olympia	Colorado #8 Rick	107000	42040	1268
3886	2-9-10	9:55	P.O. OLYMPIA	CBT #18 JOHN	109,460	40,200	1269
3887							
3888							
3889	2/9/10	12:50	Port of Olympia	Colorado Mark 22	106880	39940	1282
3890	2/9/10	12:55	Port of Olympia	Colorado John S. #11	101860	41560	1283
3891	2-9-10	1:10	Port of Olympia	Colorado #8 Rick	105380	42040	1284
3892	2-9-10	1:26	Port of Olympia	CBT #18 JOHN	102,920	40,200	1285
3893							
3894							
3895							
3896							
3897							
3898							
3899							
3900							

*** REMEMBER 25 MPH MAX SPEED THRU RESIDENTIAL AREAS ***

94831246

TICKET NUMBER

CERTIFIED AUTOMATED TRUCK SCALE

CAT SCALE COMPANY
P.O. BOX 630
WALCOTT, IA 52773
(563) 284-6263
www.catscale.com

1527
94831246

THE CAT SCALE GUARANTEE

The CAT Scale Company **GUARANTEES** that our scales will give an accurate weight. What makes us different from other scale companies is that we back up our guarantee with cash.©

IF YOU SHOULD GET AN OVERWEIGHT FINE, YOU SHOULD DO THE FOLLOWING TO GET THE PROBLEM RESOLVED:

1) Post bond and request a court date.
2) Call CAT Scale Company direct 24 hours a day at 1-877-CAT-SCALE (toll free).
3) IMMEDIATELY send a copy of the citation, CAT Scale ticket, your name, company, address, and phone number to CAT Scale Company Attn: Operations Manager.

THANK YOU FOR WEIGHING ON CAT SCALE!

The four weights shown below are separate weights. The TOTAL WEIGHT was weighed on a full length platform scale. **AXLE WEIGHTS CAN NOT BE CERTIFIED** and are **NOT LEGAL FOR TRADE, however, CAT SCALE COMPANY GUARANTEES THESE WEIGHTS TO BE CORRECT.**

DATE: 2-08-2010

SCALE LOCATION: 278
GEE-CEE'S TRUCKSTOP
I-5 AND EXIT 57
TOLEDO WA

STEER AXLE	24120 lb
DRIVE AXLE	32360 lb
TRAILER AXLE	51160 lb
TOTAL WEIGHT	107640 lb

(39,940 Tare)

COMPANY CELORIE TRACTOR # 22 TRAILER # 227

WEIGHER'S SIGNATURE: FEE: 9.00 FULL WEIGH TICKET # (IF REWEIGH)

ONLY CERTIFIED WEIGHTS APPEAR BELOW THIS LINE

CERTIFIED WEIGHTS (imprint seal)

GROSS

TARE

NET

WEIGH NUMBER 1246

WEIGHMASTER CERTIFICATE

This is to certify that the following described commodity was weighed, measured, or counted by a Weighmaster, whose signature is on this Certificate, who is a recognized authority of accuracy, as prescribed by State Law.

COMMODITY WEIGHED: FREIGHT ALL KINDS
REMARKS:
TRACTOR LICENSE # YHDZ832 TRACTOR #
TRAILER LICENSE # TRAILER #
TRAILER LICENSE # TRAILER #
NAME OF WEIGHMASTER (print):
WEIGHMASTER SIGNATURE:

© CAT SCALE COMPANY® 12/ (WA)

94831247

TICKET NUMBER

CERTIFIED AUTOMATED TRUCK SCALE

CAT SCALE COMPANY
P.O. BOX 630
WALCOTT, IA 52773
(563) 284-6263
www.catscale.com

1528
94831247

THE CAT SCALE GUARANTEE

The CAT Scale Company **GUARANTEES** that our scales will give an accurate weight. What makes us different from other scale companies is that we back up our guarantee with cash.©

IF YOU SHOULD GET AN OVERWEIGHT FINE, YOU SHOULD DO THE FOLLOWING TO GET THE PROBLEM RESOLVED:

1) Post bond and request a court date.
2) Call CAT Scale Company direct 24 hours a day at 1-877-CAT-SCALE (toll free).
3) IMMEDIATELY send a copy of the citation, CAT Scale ticket, your name, company, address, and phone number to CAT Scale Company Attn: Operations Manager.

THANK YOU FOR WEIGHING ON CAT SCALE!

The four weights shown below are separate weights. The TOTAL WEIGHT was weighed on a full length platform scale. **AXLE WEIGHTS CAN NOT BE CERTIFIED** and are **NOT LEGAL FOR TRADE, however, CAT SCALE COMPANY GUARANTEES THESE WEIGHTS TO BE CORRECT.**

DATE: 2-08-2010

SCALE LOCATION: 278
GEE-CEE'S TRUCKSTOP
I-5 AND EXIT 57
TOLEDO WA

STEER AXLE	22520 lb
DRIVE AXLE	36200 lb
TRAILER AXLE	44780 lb
TOTAL WEIGHT	103500 lb

61940

41,560 Tare 30.97

COMPANY CELORIE TRACTOR # 11 TRAILER # 111

WEIGHER'S SIGNATURE: FEE: 9.00 FULL WEIGH TICKET # (IF REWEIGH)

ONLY CERTIFIED WEIGHTS APPEAR BELOW THIS LINE

CERTIFIED WEIGHTS (imprint seal)

GROSS

TARE

NET

WEIGH NUMBER 1247

WEIGHMASTER CERTIFICATE

This is to certify that the following described commodity was weighed, measured, or counted by a Weighmaster, whose signature is on this Certificate, who is a recognized authority of accuracy, as prescribed by State Law.

COMMODITY WEIGHED: FREIGHT ALL KINDS
REMARKS:
TRACTOR LICENSE # YHDZ436 TRACTOR #
TRAILER LICENSE # TRAILER #
TRAILER LICENSE # TRAILER #
NAME OF WEIGHMASTER (print):
WEIGHMASTER SIGNATURE:

© CAT SCALE COMPANY® 12/0 (WA)

94[illegible]1248

TICKET NUMBER

CERTIFIED AUTOMATED TRUCK SCALE

CAT SCALE COMPANY
P.O. BOX 630
WALCOTT, IA 52773
(563) 284-6263
www.catscale.com

THE CAT SCALE GUARANTEE

The CAT Scale Company **GUARANTEES** that our scales will give an accurate weight. What makes us different from other scale companies is that we back up our guarantee with cash.©

IF YOU SHOULD GET AN OVERWEIGHT FINE, YOU SHOULD DO THE FOLLOWING TO GET THE PROBLEM RESOLVED:

1) Post bond and request a court date.
2) Call CAT Scale Company direct 24 hours a day at 1-877-CAT-SCALE (toll free).
3) IMMEDIATELY send a copy of the citation, CAT Scale ticket, your name, company, address, and phone number to CAT Scale Company Attn: Operations Manager.

THANK YOU FOR WEIGHING ON CAT SCALE!

The four weights shown below are separate weights. The TOTAL WEIGHT was weighed on a full length platform scale. **AXLE WEIGHTS CAN NOT BE CERTIFIED** and are **NOT LEGAL FOR TRADE, however, CAT SCALE COMPANY GUARANTEES THESE WEIGHTS TO BE CORRECT.**

Weyerhaeuser Company
Integrated Waste Management
Material Recovery Transfer Facility
PO Box 188
Longview WA 98632
(206) 578-4616

DATE: 2-08-2010

SCALE LOCATION: 278 GEE-CEE'S TRUCKSTOP I-5 AND EXIT 67 TOLEDO WA

STEER AXLE

DRIVE AXLE

TRAILER AXLE

TOTAL WEIGHT (42,040 Tare)

COMPANY [illegible] TRACTOR # [illegible] TRAILER # [illegible]

WEIGHER'S SIGNATURE: [illegible] FEE: [illegible] FULL WEIGH TICKET # [illegible] (IF REWEIGH)

ONLY CERTIFIED WEIGHTS APPEAR BELOW THIS LINE

CERTIFIED WEIGHTS (imprint seal)

GROSS

TARE

NET

WEIGH NUMBER 12[illegible]

WEIGHMASTER CERTIFICATE

This is to certify that the following described commodity was weighed, measured, or counted by a Weighmaster, whose signature is on this Certificate, who is a recognized authority of accuracy, as prescribed by State Law.

COMMODITY WEIGHED: [illegible]

REMARKS: [illegible]

TRACTOR LICENSE # [illegible] TRACTOR # [illegible]

TRAILER LICENSE # [illegible] TRAILER # [illegible]

TRAILER LICENSE # [illegible] TRAILER # [illegible]

NAME OF WEIGHMASTER (print): [illegible]

WEIGHMASTER SIGNATURE: [illegible]

© CAT SCALE COMPANY® 12 (WA)

94831250

TICKET NUMBER

CERTIFIED AUTOMATED TRUCK SCALE

CAT SCALE COMPANY
P.O. BOX 630
WALCOTT, IA 52773
(563) 284-6263
www.catscale.com

THE CAT SCALE GUARANTEE

The CAT Scale Company GUARANTEES that our scales will give an accurate weight. What makes us different from other scale companies is that we back up our guarantee with cash.©

IF YOU SHOULD GET AN OVERWEIGHT FINE, YOU SHOULD DO THE FOLLOWING TO GET THE PROBLEM RESOLVED:

1) Post bond and request a court date.
2) Call CAT Scale Company direct 24 hours a day at 1-877-CAT-SCALE (toll free).
3) IMMEDIATELY send a copy of the citation, CAT Scale ticket, your name, company, address, and phone number to CAT Scale Company Attn: Operations Manager.

THANK YOU FOR WEIGHING ON CAT SCALE!

The four weights shown below are separate weights. The TOTAL WEIGHT was weighed on a full length platform scale. AXLE WEIGHTS CAN NOT BE CERTIFIED and are NOT LEGAL FOR TRADE, however, CAT SCALE COMPANY GUARANTEES THESE WEIGHTS TO BE CORRECT.

DATE: 2-08-2010

SCALE LOCATION: 278 GEE-CEE'S TRUCKSTOP I-5 AND EXIT 67 TOLEDO WA

STEER AXLE

DRIVE AXLE

TRAILER AXLE

TOTAL WEIGHT 40,200 Tare

COMPANY [illegible] TRACTOR # [illegible] TRAILER # [illegible]

WEIGHER'S SIGNATURE: [illegible] FEE: [illegible] FULL WEIGH TICKET # [illegible] (IF REWEIGH)

ONLY CERTIFIED WEIGHTS APPEAR BELOW THIS LINE

CERTIFIED WEIGHTS (imprint seal)

GROSS

TARE

NET

TUES 1ST 5:41PM PRE-LOADED MONDAY

WEIGH NUMBER 1250...

WEIGHMASTER CERTIFICATE

This is to certify that the following described commodity was weighed, measured, or counted by a Weighmaster, whose signature is on this Certificate, who is a recognized authority of accuracy, as prescribed by State Law.

COMMODITY WEIGHED: [illegible]

REMARKS: [illegible]

TRACTOR LICENSE # [illegible] TRACTOR # [illegible]

TRAILER LICENSE # [illegible] TRAILER # [illegible]

TRAILER LICENSE # [illegible] TRAILER # [illegible]

NAME OF WEIGHMASTER (print): [illegible]

WEIGHMASTER SIGNATURE: [illegible]

© CAT SCALE COMPANY® 12 (WA)

94831265

TICKET NUMBER

CAT SCALE

CERTIFIED AUTOMATED TRUCK SCALE

CAT SCALE COMPANY
P.O. BOX 630
WALCOTT, IA 52773
(563) 284-6263
www.catscale.com

THE CAT SCALE GUARANTEE

The CAT Scale Company **GUARANTEES** that our scales will give an accurate weight. What makes us different from other scale companies is that we back up our guarantee with cash.©

IF YOU SHOULD GET AN OVERWEIGHT FINE, YOU SHOULD DO THE FOLLOWING TO GET THE PROBLEM RESOLVED:

1) Post bond and request a court date.
2) Call CAT Scale Company direct 24 hours a day at 1-877-CAT-SCALE (toll free).
3) IMMEDIATELY send a copy of the citation, CAT Scale ticket, your name, company, address, and phone number to CAT Scale Company Attn: Operations Manager.

THANK YOU FOR WEIGHING ON CAT SCALE!

The four weights shown below are separate weights. The TOTAL WEIGHT was weighed on a full length platform scale. **AXLE WEIGHTS CAN NOT BE CERTIFIED** and are **NOT LEGAL FOR TRADE, however, CAT SCALE COMPANY GUARANTEES THESE WEIGHTS TO BE CORRECT.**

DATE: 2-09-2010

SCALE LOCATION: 278 GEE-CEE'S TRUCKSTOP I-5 AND EXIT 57 TOLEDO WA

STEER AXLE

DRIVE AXLE

TRAILER AXLE

TOTAL WEIGHT

(39940 Tare)

COMPANY CELORIE TRACTOR # _____ TRAILER # _____

WEIGHER'S SIGNATURE: TIA WARD FEE: _____ FULL WEIGH TICKET # _____ (IF REWEIGH)

ONLY CERTIFIED WEIGHTS APPEAR BELOW THIS LINE

CERTIFIED WEIGHTS (imprint seal)

GROSS

TARE

NET

WEIGH NUMBER
1265

WEIGHMASTER CERTIFICATE

This is to certify that the following described commodity was weighed, measured, or counted by a Weighmaster, whose signature is on this Certificate, who is a recognized authority of accuracy, as prescribed by State Law.

COMMODITY WEIGHED: _____

REMARKS: _____

TRACTOR LICENSE # WA72833 TRACTOR # _____

TRAILER LICENSE # _____ TRAILER # _____

TRAILER LICENSE # _____ TRAILER # _____

NAME OF WEIGHMASTER (print): TIA WARD

WEIGHMASTER SIGNATURE: TIA WARD

© CAT SCALE COMPANY® 12/ (WA)

94831267

TICKET NUMBER

CAT SCALE

CERTIFIED AUTOMATED TRUCK SCALE

CAT SCALE COMPANY
P.O. BOX 630
WALCOTT, IA 52773
(563) 284-6263
www.catscale.com

848
94831267

THE CAT SCALE GUARANTEE

The CAT Scale Company **GUARANTEES** that our scales will give an accurate weight. What makes us different from other scale companies is that we back up our guarantee with cash.©

IF YOU SHOULD GET AN OVERWEIGHT FINE, YOU SHOULD DO THE FOLLOWING TO GET THE PROBLEM RESOLVED:

1) Post bond and request a court date.
2) Call CAT Scale Company direct 24 hours a day at 1-877-CAT-SCALE (toll free).
3) IMMEDIATELY send a copy of the citation, CAT Scale ticket, your name, company, address, and phone number to CAT Scale Company Attn: Operations Manager.

Waste Solutions Co
Integrated Waste Man
Material Recovery / Transf
PO Box 158
Longview, WA 98632
(206) 578-4616

THANK YOU FOR WEIGHING ON CAT SCALE!

The four weights shown below are separate weights. The TOTAL WEIGHT was weighed on a full length platform scale. **AXLE WEIGHTS CAN NOT BE CERTIFIED** and are **NOT LEGAL FOR TRADE, however, CAT SCALE COMPANY GUARANTEES THESE WEIGHTS TO BE CORRECT.**

DATE: 2-09-2010

SCALE LOCATION: 278 GEE-CEE'S TRUCKSTOP I-5 AND EXIT 57 TOLEDO WA

STEER AXLE 21200 lb

DRIVE AXLE 34160 lb

TRAILER AXLE 49340 lb

TOTAL WEIGHT 104700 lb 63140

41560 Tare

COMPANY CELORIE TRACTOR # 11 TRAILER # 111

WEIGHER'S SIGNATURE: TIA WARD FEE: 9.00 FULL WEIGH TICKET # _____ (IF REWEIGH)

ONLY CERTIFIED WEIGHTS APPEAR BELOW THIS LINE

CERTIFIED WEIGHTS (imprint seal)

GROSS

TARE

NET

WEIGH NUMBER
1267

WEIGHMASTER CERTIFICATE

This is to certify that the following described commodity was weighed, measured, or counted by a Weighmaster, whose signature is on this Certificate, who is a recognized authority of accuracy, as prescribed by State Law.

41560 LTAT

31.57 TN

COMMODITY WEIGHED: FREIGHT ALL KINDS

REMARKS: _____

TRACTOR LICENSE # YARC1058 TRACTOR # _____

TRAILER LICENSE # _____ TRAILER # _____

TRAILER LICENSE # _____ TRAILER # _____

NAME OF WEIGHMASTER (print): TIA WARD

WEIGHMASTER SIGNATURE: TIA WARD

© CAT SCALE COMPANY® 12/ (WA)

94831268

TICKET NUMBER

CERTIFIED AUTOMATED TRUCK SCALE

CAT SCALE COMPANY
P.O. BOX 630
WALCOTT, IA 52773
(563) 284-6263
www.catscale.com

THE CAT SCALE GUARANTEE

The CAT Scale Company **GUARANTEES** that our scales will give an accurate weight. What makes us different from other scale companies is that we back up our guarantee with cash.©

IF YOU SHOULD GET AN OVERWEIGHT FINE, YOU SHOULD DO THE FOLLOWING TO GET THE PROBLEM RESOLVED:

1) Post bond and request a court date.
2) Call CAT Scale Company direct 24 hours a day at 1-877-CAT-SCALE (toll free).
3) IMMEDIATELY send a copy of the citation, CAT Scale ticket, your name, company, address, and phone number to CAT Scale Company Attn: Operations Manager.

THANK YOU FOR WEIGHING ON CAT SCALE!

The four weights shown below are separate weights. The TOTAL WEIGHT was weighed on a full length platform scale. **AXLE WEIGHTS CAN NOT BE CERTIFIED** and are **NOT LEGAL FOR TRADE, however, CAT SCALE COMPANY GUARANTEES THESE WEIGHTS TO BE CORRECT.**

DATE: 2-09-2010

SCALE LOCATION: 278 GEE-LEE'S TRUCK STOP I-5 AND EXIT 57 TOLEDO WA

STEER AXLE

DRIVE AXLE

TRAILER AXLE

TOTAL WEIGHT 42040 Tare

Integrated Waste Management Materials Recovery / Transfer Facility PO Box 188 Longview, WA 98632 (206) 578-4616

COMPANY CELORIE TRACTOR # _____ TRAILER # _____

WEIGHER'S SIGNATURE: TIA WARD FEE: _____ FULL WEIGH TICKET # _____ (IF REWEIGH)

ONLY CERTIFIED WEIGHTS APPEAR BELOW THIS LINE

CERTIFIED WEIGHTS (imprint seal)

GROSS

TARE

NET

WEIGH NUMBER 1268

WEIGHMASTER CERTIFICATE

This is to certify that the following described commodity was weighed, measured, or counted by a Weighmaster, whose signature is on this Certificate, who is a recognized authority of accuracy, as prescribed by State Law.

FREIGHT ALL KINDS

COMMODITY WEIGHED: _____

REMARKS: _____

TRACTOR LICENSE # VAR 8110 TRACTOR # _____

TRAILER LICENSE # _____ TRAILER # _____

TRAILER LICENSE # _____ TRAILER # _____

NAME OF WEIGHMASTER (print): TIA WARD

WEIGHMASTER SIGNATURE: _____

© CAT SCALE COMPANY® 12A (WA)

94831269

TICKET NUMBER

CERTIFIED AUTOMATED TRUCK SCALE

CAT SCALE COMPANY
P.O. BOX 630
WALCOTT, IA 52773
(563) 284-6263
www.catscale.com

THE CAT SCALE GUARANTEE

The CAT Scale Company GUARANTEES that our scales will give an accurate weight. What makes us different from other scale companies is that we back up our guarantee with cash.©

IF YOU SHOULD GET AN OVERWEIGHT FINE, YOU SHOULD DO THE FOLLOWING TO GET THE PROBLEM RESOLVED:

1) Post bond and request a court date.
2) Call CAT Scale Company direct 24 hours a day at 1-877-CAT-SCALE (toll free).
3) IMMEDIATELY send a copy of the citation, CAT Scale ticket, your name, company, address, and phone number to CAT Scale Company Attn: Operations Manager.

THANK YOU FOR WEIGHING ON CAT SCALE!

The four weights shown below are separate weights. The TOTAL WEIGHT was weighed on a full length platform scale. AXLE WEIGHTS CAN NOT BE CERTIFIED and are NOT LEGAL FOR TRADE, however, CAT SCALE COMPANY GUARANTEES THESE WEIGHTS TO BE CORRECT.

DATE: 2-09-2010

SCALE LOCATION: 278 GEE-LEE'S TRUCKSTOP I-5 AND EXIT 57 TOLEDO WA

STEER AXLE

DRIVE AXLE

TRAILER AXLE

TOTAL WEIGHT 40,200 Tare

Integrated Waste Management Materials Recovery / Transfer Facility PO Box 188 Longview, WA 98632 (206) 578-4616

COMPANY CELORIE TRACTOR # _____ TRAILER # _____

WEIGHER'S SIGNATURE: TIA WARD FEE: _____ FULL WEIGH TICKET # _____ (IF REWEIGH)

ONLY CERTIFIED WEIGHTS APPEAR BELOW THIS LINE

CERTIFIED WEIGHTS (imprint seal)

GROSS

TARE

NET

WEIGH NUMBER 1269

WEIGHMASTER CERTIFICATE

This is to certify that the following described commodity was weighed, measured, or counted by a Weighmaster, whose signature is on this Certificate, who is a recognized authority of accuracy, as prescribed by State Law.

34,63 Ton

FREIGHT ALL KINDS

COMMODITY WEIGHED: _____

REMARKS: _____

TRACTOR LICENSE # VAP 431 TRACTOR # _____

TRAILER LICENSE # _____ TRAILER # _____

TRAILER LICENSE # _____ TRAILER # _____

NAME OF WEIGHMASTER (print): TIA WARD

WEIGHMASTER SIGNATURE: _____

© CAT SCALE COMPANY® 12A (WA)

94831282

TICKET NUMBER

CERTIFIED AUTOMATED TRUCK SCALE

CAT SCALE COMPANY
P.O. BOX 630
WALCOTT, IA 52773
(563) 284-6263
www.catscale.com

1211

94831282

THE CAT SCALE GUARANTEE

The CAT Scale Company **GUARANTEES** that our scales will give an accurate weight. What makes us different from other scale companies is that we back up our guarantee with cash.©

IF YOU SHOULD GET AN OVERWEIGHT FINE, YOU SHOULD DO THE FOLLOWING TO GET THE PROBLEM RESOLVED:

1) Post bond and request a court date.
2) Call CAT Scale Company direct 24 hours a day at 1-877-CAT-SCALE (toll free).
3) IMMEDIATELY send a copy of the citation, CAT Scale ticket, your name, company, address, and phone number to CAT Scale Company Attn: Operations Manager.

THANK YOU FOR WEIGHING ON CAT SCALE!

The four weights shown below are separate weights. The TOTAL WEIGHT was weighed on a full length platform scale. **AXLE WEIGHTS CAN NOT BE CERTIFIED** and are **NOT LEGAL FOR TRADE, however, CAT SCALE COMPANY GUARANTEES THESE WEIGHTS TO BE CORRECT.**

DATE: 2-09-2010

SCALE LOCATION: 278
GEE-CEE'S TRUCKSTOP
I-5 AND EXIT 57
TOLEDO WA

STEER AXLE	23520 lb
DRIVE AXLE	32540 lb
TRAILER AXLE	50780 lb
TOTAL WEIGHT	106840 lb

33.47 T
39940 Tare

COMPANY CELORIE BROS TRACTOR # 22 TRAILER # 22!

WEIGHER'S SIGNATURE RACHEL WALLACE FEE: 9.00 FULL WEIGH TICKET # (IF REWEIGH)

ONLY CERTIFIED WEIGHTS APPEAR BELOW THIS LINE

CERTIFIED WEIGHTS (imprint seal)

GROSS

TARE

NET

WEIGH NUMBER 1282

WEIGHMASTER CERTIFICATE

This is to certify that the following described commodity was weighed, measured, or counted by a Weighmaster, whose signature is on this Certificate, who is a recognized authority of accuracy, as prescribed by State Law.

COMMODITY WEIGHED: FREIGHT ALL KINDS

REMARKS:

TRACTOR LICENSE # YHP2832 OR TRACTOR # 22

TRAILER LICENSE # TRAILER # 22

TRAILER LICENSE # TRAILER #

NAME OF WEIGHMASTER (print): Rachel Wallace

WEIGHMASTER SIGNATURE:

© CAT SCALE COMPANY® 128 (WA)

94831283

TICKET NUMBER

CERTIFIED AUTOMATED TRUCK SCALE

CAT SCALE COMPANY
P.O. BOX 630
WALCOTT, IA 52773
(563) 284-6263
www.catscale.com

1212

94831283

THE CAT SCALE GUARANTEE

The CAT Scale Company **GUARANTEES** that our scales will give an accurate weight. What makes us different from other scale companies is that we back up our guarantee with cash.©

IF YOU SHOULD GET AN OVERWEIGHT FINE, YOU SHOULD DO THE FOLLOWING TO GET THE PROBLEM RESOLVED:

1) Post bond and request a court date.
2) Call CAT Scale Company direct 24 hours a day at 1-877-CAT-SCALE (toll free).
3) IMMEDIATELY send a copy of the citation, CAT Scale ticket, your name, company, address, and phone number to CAT Scale Company Attn: Operations Manager.

THANK YOU FOR WEIGHING ON CAT SCALE!

The four weights shown below are separate weights. The TOTAL WEIGHT was weighed on a full length platform scale. **AXLE WEIGHTS CAN NOT BE CERTIFIED** and are **NOT LEGAL FOR TRADE, however, CAT SCALE COMPANY GUARANTEES THESE WEIGHTS TO BE CORRECT.**

DATE: 2-09-2010

SCALE LOCATION: 278
GEE-CEE'S TRUCKSTOP
I-5 AND EXIT 57
TOLEDO WA

STEER AXLE	20860 lb
DRIVE AXLE	32880 lb
TRAILER AXLE	48120 lb
TOTAL WEIGHT	101860 lb

Net 60,000
41,940 Tare

COMPANY CELORIE' BROS TRACTOR # 11 TRAILER # 11T

WEIGHER'S SIGNATURE CHERIE MALMSTROM FEE: 9.00 FULL WEIGH TICKET # 30,13 (IF REWEIGH)

ONLY CERTIFIED WEIGHTS APPEAR BELOW THIS LINE

CERTIFIED WEIGHTS (imprint seal)

GROSS

TARE

NET

WEIGH NUMBER 1283

WEIGHMASTER CERTIFICATE

This is to certify that the following described commodity was weighed, measured, or counted by a Weighmaster, whose signature is on this Certificate, who is a recognized authority of accuracy, as prescribed by State Law.

47 lb
41560

COMMODITY WEIGHED: FREIGHT ALL KINDS

REMARKS:

TRACTOR LICENSE # TRACTOR #

TRAILER LICENSE # TRAILER #

TRAILER LICENSE # TRAILER #

NAME OF WEIGHMASTER (print): Rachel Wallace

WEIGHMASTER SIGNATURE:

© CAT SCALE COMPANY® (WA)

94831284

TICKET NUMBER

CAT SCALE

CERTIFIED AUTOMATED TRUCK SCALE

CAT SCALE COMPANY
P.O. BOX 630
WALCOTT, IA 52773
(563) 284-6263
www.catscale.com

THE CAT SCALE GUARANTEE

The CAT Scale Company **GUARANTEES** that our scales will give an accurate weight. What makes us different from other scale companies is that we back up our guarantee with cash.©

IF YOU SHOULD GET AN OVERWEIGHT FINE, YOU SHOULD DO THE FOLLOWING TO GET THE PROBLEM RESOLVED:

1) Post bond and request a court date.
2) Call CAT Scale Company direct 24 hours a day at 1-877-CAT-SCALE (toll free).
3) IMMEDIATELY send a copy of the citation, CAT Scale ticket, your name, company, address, and phone number to CAT Scale Company Attn: Operations Manager.

THANK YOU FOR WEIGHING ON CAT SCALE!

The four weights shown below are separate weights. The TOTAL WEIGHT was weighed on a full length platform scale. **AXLE WEIGHTS CAN NOT BE CERTIFIED** and are **NOT LEGAL FOR TRADE, however, CAT SCALE COMPANY GUARANTEES THESE WEIGHTS TO BE CORRECT.**

DATE: 2-09-2010

SCALE LOCATION: 278 GEE-CEE'S TRUCKSTOP I-5 AND EXIT 57 TOLEDO WA

STEER AXLE [illegible]

DRIVE AXLE [illegible]

TRAILER AXLE [illegible]

TOTAL WEIGHT [illegible]

42040 Tare

Integrated Waste Management
Material Recovery / Transfer Facility
PO Box 188
Longview, WA 98632
(206) 578-4646

COMPANY CELORIE BROS TRACTOR # [illegible] TRAILER # _____

WEIGHER'S SIGNATURE: [signature] RACHEL WALLACE FEE: 5.00 FULL WEIGH TICKET # _____ (IF REWEIGH)

ONLY CERTIFIED WEIGHTS APPEAR BELOW THIS LINE

CERTIFIED WEIGHTS (imprint seal)

GROSS

TARE

NET

WEIGH NUMBER 1284

WEIGHMASTER CERTIFICATE

This is to certify that the following described commodity was weighed, measured, or counted by a Weighmaster, whose signature is on this Certificate, who is a recognized authority of accuracy, as prescribed by State Law.

COMMODITY WEIGHED: FREIGHT [illegible]

REMARKS: _____

TRACTOR LICENSE # [illegible] TRACTOR # [illegible]

TRAILER LICENSE # [illegible] TRAILER # [illegible]

TRAILER LICENSE # [illegible] TRAILER # [illegible]

NAME OF WEIGHMASTER (print): [signature]

WEIGHMASTER SIGNATURE: [signature]

© CAT SCALE COMPANY® 12/[illegible] (WA)

94831285

TICKET NUMBER

CAT SCALE

CERTIFIED AUTOMATED TRUCK SCALE

CAT SCALE COMPANY
P.O. BOX 630
WALCOTT, IA 52773
(563) 284-6263
www.catscale.com

THE CAT SCALE GUARANTEE

The CAT Scale Company **GUARANTEES** that our scales will give an accurate weight. What makes us different from other scale companies is that we back up our guarantee with cash.©

IF YOU SHOULD GET AN OVERWEIGHT FINE, YOU SHOULD DO THE FOLLOWING TO GET THE PROBLEM RESOLVED:

1) Post bond and request a court date.
2) Call CAT Scale Company direct 24 hours a day at 1-877-CAT-SCALE (toll free).
3) IMMEDIATELY send a copy of the citation, CAT Scale ticket, your name, company, address, and phone number to CAT Scale Company Attn: Operations Manager.

THANK YOU FOR WEIGHING ON CAT SCALE!

The four weights shown below are separate weights. The TOTAL WEIGHT was weighed on a full length platform scale. **AXLE WEIGHTS CAN NOT BE CERTIFIED** and are **NOT LEGAL FOR TRADE, however, CAT SCALE COMPANY GUARANTEES THESE WEIGHTS TO BE CORRECT.**

DATE: 2-09-2010

SCALE LOCATION: 278 GEE-CEE'S TRUCKSTOP I-5 AND EXIT 57 TOLEDO WA

STEER AXLE [illegible]

DRIVE AXLE [illegible]

TRAILER AXLE [illegible]

TOTAL WEIGHT [illegible]

40,200 Tare

Weyerhaeuser Company
Integrated Waste Management
Material Recovery / Transfer Facility
PO Box 188
Longview, WA 98632
(206) 578-4646

COMPANY CELORIE TRACTOR # [illegible] TRAILER # [illegible]

WEIGHER'S SIGNATURE: [signature] TIA WARD FEE: 5.00 FULL WEIGH TICKET # _____ (IF REWEIGH)

ONLY CERTIFIED WEIGHTS APPEAR BELOW THIS LINE

CERTIFIED WEIGHTS (imprint seal)

GROSS

TARE

NET

WEIGH NUMBER 1285

WEIGHMASTER CERTIFICATE

This is to certify that the following described commodity was weighed, measured, or counted by a Weighmaster, whose signature is on this Certificate, who is a recognized authority of accuracy, as prescribed by State Law.

31.11

COMMODITY WEIGHED: FREIGHT [illegible]

REMARKS: _____

TRACTOR LICENSE # VAPT431 TRACTOR # [illegible]

TRAILER LICENSE # _____ TRAILER # [illegible]

TRAILER LICENSE # _____ TRAILER # _____

NAME OF WEIGHMASTER (print): Tia Ward

WEIGHMASTER SIGNATURE: [signature]

© CAT SCALE COMPANY® 12/[illegible]

TRUCK LOG SHEET

Ctrl #	DATE	TIME	CUSTOMER	HAULER, DRIVER & TRUCK#	GROSS/TARE WGT (LBS)	TICKET #	SYSTEM ID# (OFFICE USE ONLY)
3901	2-11-10	6:00	River Gate	CRT - 41 Jeff	87,620 41,620	10892	
3902	2-11-10	6:30	Rivergate	CRT Bryan 44	87,680 41620	10893	
3903	2-11-10	7:05	Schultz	Collins Bob ox	103720 41780		
3904	2/11/10	7:05		08101	103720		
3905	02/11/10	07:40	Rivergate	CRT Bob 43	85920 41340	10894	
3906	2/11/10		DGM Transport (PCS)	CCS - 500	96[illegible]	9482165	
3907	2/11/10	7:40	Rivergate	CRT Jeff D #45	87,900 41,[illegible]	17983	
3908	2-11-10	08:00	Rivergate	CRT Kat 42	88,020 41,320	10896	
3909	2-11-10	9:30	Stan Palmer	Steve #67	101940 41,440	1325	
3910	2-11-10	9:31	Stan Palmer	Oliver #35	102560 41,700	1326	
3911	2-11-10	12:45	Stan Palmer	Steve #67	103400 41,440	1337	
3912	2-11-10	12:50	CDC Rachel	Jeff #45	88,340 41,151	10899	
3913	2/11/10	12:55	Stan Palmer	Oliver #35	101960 41,700	1340	
3914	2-12-10	6:15	River Gate	CRT-41 54	88,100 41,840	10921	
3915	2-12-10	6:45	Rivergate	CRT Bryan 44	88,120 41,700	5285	
3916	02/12/10	07:15	Rivergate	CRT Bob 43	88260 41480	5296	
3917	2-12-10	07:40	Rivergate	CRT Jeff 45	87620 41600	5297	
3918							
3919							
3920							
3921							
3922							
3923							
3924							

* * Obey Stop signs @ RR Crossing * *

*** * * REMEMBER 25 MPH MAX SPEED THRU RESIDENTIAL AREAS * * ***

94831325

TICKET NUMBER

CERTIFIED AUTOMATED TRUCK SCALE

CAT SCALE COMPANY
P.O. BOX 630
WALCOTT, IA 52773
(563) 284-6263
www.catscale.com

847

94831325

THE CAT SCALE GUARANTEE

The CAT Scale Company **GUARANTEES** that our scales will give an accurate weight. What makes us different from other scale companies is that we back up our guarantee with cash.©

IF YOU SHOULD GET AN OVERWEIGHT FINE, YOU SHOULD DO THE FOLLOWING TO GET THE PROBLEM RESOLVED:

1) Post bond and request a court date.
2) Call CAT Scale Company direct 24 hours a day at 1-877-CAT-SCALE (toll free).
3) IMMEDIATELY send a copy of the citation, CAT Scale ticket, your name, company, address, and phone number to CAT Scale Company Attn: Operations Manager.

THANK YOU FOR WEIGHING ON CAT SCALE!

The four weights shown below are separate weights. The TOTAL WEIGHT was weighed on a full length platform scale. **AXLE WEIGHTS CAN NOT BE CERTIFIED** and are **NOT LEGAL FOR TRADE, however, CAT SCALE COMPANY GUARANTEES THESE WEIGHTS TO BE CORRECT.**

DATE: 2-11-2010

SCALE LOCATION: 278
GEE-CEE'S TRUCKSTOP
I-5 AND EXIT 57
TOLEDO WA

STEER AXLE	17880 lb
DRIVE AXLE	35420 lb
TRAILER AXLE	48640 lb
TOTAL WEIGHT	101940 lb

41440 Tare

COMPANY STAN PALMER CONST TRACTOR # 62 TRAILER # 62T

WEIGHER'S SIGNATURE: TIA WARD FEE: 9.00

FULL WEIGH TICKET # _____ (IF REWEIGH)

ONLY CERTIFIED WEIGHTS APPEAR BELOW THIS LINE

CERTIFIED WEIGHTS
(Imprint seal)

GROSS

TARE

NET

WEIGH NUMBER
1325

WEIGHMASTER CERTIFICATE

This is to certify that the following described commodity was weighed, measured, or counted by a Weighmaster, whose signature is on this Certificate, who is a recognized authority of accuracy, as prescribed by State Law.

COMMODITY WEIGHED: FREIGHT ALL KINDS

REMARKS: _____

TRACTOR LICENSE # _____ TRACTOR # _____

TRAILER LICENSE # _____ TRAILER # _____

TRAILER LICENSE # _____ TRAILER # _____

NAME OF WEIGHMASTER (print): _____

WEIGHMASTER SIGNATURE: _____

© CAT SCALE COMPANY® 12/08 (WA)

94831326

TICKET NUMBER

CAT SCALE®

CERTIFIED AUTOMATED TRUCK SCALE

CAT SCALE COMPANY
P.O. BOX 630
WALCOTT, IA 52773
(563) 284-6263
www.catscale.com

847
94831326

THE CAT SCALE GUARANTEE

The CAT Scale Company **GUARANTEES** that our scales will give an accurate weight. What makes us different from other scale companies is that we back up our guarantee with cash.©

IF YOU SHOULD GET AN OVERWEIGHT FINE, YOU SHOULD DO THE FOLLOWING TO GET THE PROBLEM RESOLVED:

1) Post bond and request a court date.
2) Call CAT Scale Company direct 24 hours a day at 1-877-CAT-SCALE (toll free).
3) IMMEDIATELY send a copy of the citation, CAT Scale ticket, your name, company, address, and phone number to CAT Scale Company Attn: Operations Manager.

THANK YOU FOR WEIGHING ON CAT SCALE!

The four weights shown below are separate weights. The TOTAL WEIGHT was weighed on a full length platform scale. **AXLE WEIGHTS CAN NOT BE CERTIFIED** and are **NOT LEGAL FOR TRADE, however, CAT SCALE COMPANY GUARANTEES THESE WEIGHTS TO BE CORRECT.**

DATE: 2-11-2010

278

SCALE LOCATION: GEE-CEE'S TRUCKSTOP
I-5 AND EXIT 57
TOLEDO WA

STEER AXLE	17240 lb
DRIVE AXLE	38780 lb
TRAILER AXLE	46540 lb
TOTAL WEIGHT	102560 lb

41700 Tare

COMPANY STAN PALMER CONST TRACTOR # 38 TRAILER # 42

WEIGHER'S SIGNATURE: Tia Ward TIA WARD FEE: 9.00 FULL WEIGH TICKET # _____ (IF REWEIGH)

ONLY CERTIFIED WEIGHTS APPEAR BELOW THIS LINE

CERTIFIED WEIGHTS
(imprint seal)

GROSS 102560

TARE 41700

NET 60,860

30.43

WEIGH NUMBER
1326

WEIGHMASTER CERTIFICATE

This is to certify that the following described commodity was weighed, measured, or counted by a Weighmaster, whose signature is on this Certificate, who is a recognized authority of accuracy, as prescribed by State Law.

FREIGHT ALL KINDS

Weyerhaeuser Company
Integrated Waste Management
Material Recovery Transfer Facility
PO Box 188
Longview, WA 98632
(206) 578-4616

COMMODITY WEIGHED: _____

REMARKS: _____

TRACTOR LICENSE # _____ TRACTOR # _____

TRAILER LICENSE # _____ TRAILER # _____

TRAILER LICENSE # _____ TRAILER # _____

NAME OF WEIGHMASTER (print): _____

WEIGHMASTER SIGNATURE: _____

© CAT SCALE COMPANY® 12/08 (WA)

94931339

TICKET NUMBER

CERTIFIED AUTOMATED TRUCK SCALE

CAT SCALE COMPANY
P.O. BOX 630
WALCOTT, IA 52773
(563) 284-6263
www.catscale.com

THE CAT SCALE GUARANTEE

The CAT Scale Company **GUARANTEES** that our scales will give an accurate weight. What makes us different from other scale companies is that we back up our guarantee with cash.©

IF YOU SHOULD GET AN OVERWEIGHT FINE, YOU SHOULD DO THE FOLLOWING TO GET THE PROBLEM RESOLVED:

1) Post bond and request a court date.
2) Call CAT Scale Company direct 24 hours a day at 1-877-CAT-SCALE (toll free).
3) IMMEDIATELY send a copy of the citation, CAT Scale ticket, your name, company, address, and phone number to CAT Scale Company Attn: Operations Manager.

THANK YOU FOR WEIGHING ON CAT SCALE!

The four weights shown below are separate weights. The TOTAL WEIGHT was weighed on a full length platform scale. **AXLE WEIGHTS CAN NOT BE CERTIFIED** and are **NOT LEGAL FOR TRADE, however, CAT SCALE COMPANY GUARANTEES THESE WEIGHTS TO BE CORRECT.**

DATE: 3-1-2010

Integrated Waste Management
Material Recovery / Transfer Facility
PO Box 1881
Longview, WA 98632
(206) 575-4616

SCALE LOCATION: GEE-CEE'S TRUCKSTOP
I-5 AND EXIT 57
TOLEDO WA

STEER AXLE	18260 lb
DRIVE AXLE	38940 lb
TRAILER AXLE	46200 lb
TOTAL WEIGHT	103400 lb

41440 Tare

COMPANY STAN PALMER CONST TRACTOR # 62 TRAILER # 221

WEIGHER'S SIGNATURE: Tia Ward TIA WARD **FEE:** 9.00 FULL WEIGH TICKET # _____ (IF REWEIGH)

ONLY CERTIFIED WEIGHTS APPEAR BELOW THIS LINE

CERTIFIED WEIGHTS
(imprint seal)

GROSS

TARE

NET

WEIGH NUMBER
1339

WEIGHMASTER CERTIFICATE

This is to certify that the following described commodity was weighed, measured, or counted by a Weighmaster, whose signature is on this Certificate, who is a recognized authority of accuracy, as prescribed by State Law.

COMMODITY WEIGHED: FREIGHT ALL KINDS
REMARKS: _____
TRACTOR LICENSE # _____ TRACTOR # _____
TRAILER LICENSE # _____ TRAILER # _____
TRAILER LICENSE # _____ TRAILER # _____
NAME OF WEIGHMASTER (print): _____
WEIGHMASTER SIGNATURE: _____

© CAT SCALE COMPANY* 12/08 (WA)

94831340

TICKET NUMBER

CERTIFIED
AUTOMATED
TRUCK
SCALE

CAT SCALE COMPANY
P.O. BOX 630
WALCOTT, IA 52773
(563) 284-6263
www.catscale.com

1223

9483134O

THE CAT SCALE GUARANTEE

The CAT Scale Company **GUARANTEES** that our scales will give an accurate weight. What makes us different from other scale companies is that we back up our guarantee with cash.©

IF YOU SHOULD GET AN OVERWEIGHT FINE, YOU SHOULD DO THE FOLLOWING TO GET THE PROBLEM RESOLVED:

1) Post bond and request a court date.
2) Call CAT Scale Company direct 24 hours a day at 1-877-CAT-SCALE (toll free).
3) IMMEDIATELY send a copy of the citation, CAT Scale ticket, your name, company, address, and phone number to CAT Scale Company Attn: Operations Manager.

THANK YOU FOR WEIGHING ON CAT SCALE!

The four weights shown below are separate weights. The TOTAL WEIGHT was weighed on a full length platform scale. **AXLE WEIGHTS CAN NOT BE CERTIFIED** and are **NOT LEGAL FOR TRADE, however, CAT SCALE COMPANY GUARANTEES THESE WEIGHTS TO BE CORRECT.**

DATE: 2-11-2010

SCALE LOCATION: 278
GEE-CEE'S TRUCKSTOP
I-5 AND EXIT 57
TOLEDO WA

STEER AXLE	16600 lb
DRIVE AXLE	38820 lb
TRAILER AXLE	46540 lb
TOTAL WEIGHT	101960 lb

41700 Tare

COMPANY STANPALMER TRACTOR # 38 TRAILER # 39

WEIGHER'S SIGNATURE: TIA WARD **FEE:** 9.00 FULL WEIGH TICKET # _____ (IF REWEIGH)

ONLY CERTIFIED WEIGHTS APPEAR BELOW THIS LINE

CERTIFIED WEIGHTS
(imprint seal)

GROSS 101960

TARE 41700

NET 60260

30.13

WEIGH NUMBER
1340

WEIGHMASTER CERTIFICATE

This is to certify that the following described commodity was weighed, measured, or counted by a Weighmaster, whose signature is on this Certificate, who is a recognized authority of accuracy, as prescribed by State Law.

COMMODITY WEIGHED: FREIGHT ALL KINDS

REMARKS: _____

TRACTOR LICENSE # _____ TRACTOR # _____

TRAILER LICENSE # _____ TRAILER # _____

TRAILER LICENSE # _____ TRAILER # _____

NAME OF WEIGHMASTER (print): _____

WEIGHMASTER SIGNATURE: _____

© CAT SCALE COMPANY® 12/08 (WA)

TRUCK LOG SHEET

Ctrl #	DATE	TIME	CUSTOMER	HAULER, DRIVER & TRUCK#	GROSS/TARE WGT (LBS)		TICKET #	SYSTEM ID# (OFFICE USE ONLY)
3948	2/19/10	9:00	Schnitzer	Wilkins Dave 417	100240	40420		
3949	2/22/10	8:25	CDL Recycle	JORDAN 841	89,340	41,951		
3950	2/23/10	6:35	Schnitzer	Willis Bob 08105	101340	41040		
3951	2/23/10	10:45	" "	" " " "	99040	41440		
3952	2-24-10	6:30	" "	" " " "	99620	41150		
3953	2-24-10	7:13	Schnitzer	WILKINS DAVE 0899	101180	41150		
3954	2-24-10	9:06	Schnitzer	WILKINS, Stuart 08-101	102500	41020		
3955	2-24-10	8:20	SCHNITZER	WILKINS - Tommy - 08-100	101600	40400		
3956	2-24-10	10:55	" "	" " Bob 08105	102620	41280		
3957	2-24-10	11:08	Schnitzer	WILKINS DAVE 0899	101040	41500		
3958	2-24-10	11:20	Stan Palmer	Steve #62	106,900	41440	1591	
3959	2-24-10	11:35	Stan Palmer	Oliver # 38	101920	41700	1592	
3960	2-24-10	12:10	Schnitzer	WILLIAMS, Stuart 08-101	100580	40540		
3961	2-24-10	1:30	SCHNITZER	WILKINS - Tommy - 08-100	101480	40800		
3962	2-25-10	6:55	" "	" " Bob 08105	101520	41140		
3963	2-25-10	7:15	Schnitzer	Wilkins Dave 0899	101950	41300		
3964	2-25-10	9:12	Stan Palmer	Fred Music # 35	97560	38400	1610	
3965	2-25-10	9:22	Schnitzer	Williams, Stuart 08-105	102460	40760		
3966	2-25-10	9:30	Stan Palmer	Steve #62	106,260	41440	1611	
3967	2-25-10	9:44	Stan Palmer	Oliver # 38	96900	41700	1612	
3968	2-25-10	10:55	Schnitzer	Williams Bob 08105	101360	41150		
3969	2-25-10	11:46	" "	" Dave 0899	101400	41460		
3970	2-25-10	12:30	CDL RECYCLE	JORDAN 841	80,040	41951	18307	

PLEASE OBEY STOP SIGNS @ RR CROSSING - TRAIN/RAIL MTCE EQUIPMENT HAVE THE RIGHT OF WAY

*** * * REMEMBER 25 MPH MAX SPEED THRU RESIDENTIAL AREAS * * ***

TRUCK LOG SHEET

Ctrl #	DATE	TIME	CUSTOMER	HAULER, DRIVER & TRUCK#	GROSS/TARE WGT (LBS)	TICKET #	SYSTEM ID# (OFFICE USE ONLY)
3971	2-25-10	1:00	STAN Palmer	Steve #62	110,860 41,440	1623	
3972	2-25-10	1:29	Stan Palmer	Oliver #35	109,560 41.700	1625	
3973							
3974							
3975							
3976							
3977							
3978							
3979							
3980							
3981							
3982							
3983							
3984							
3985							
3986							
3987							
3988							
3989							
3990							
3991							
3992							
3993							

PLEASE OBEY STOP SIGNS @ RR CROSSING - TRAIN/RAIL MTCE EQUIPMENT HAVE THE RIGHT OF WAY

*** * * REMEMBER 25 MPH MAX SPEED THRU RESIDENTIAL AREAS * * ***

94831591

TICKET NUMBER

CERTIFIED AUTOMATED TRUCK SCALE

CAT SCALE COMPANY
P.O. BOX 630
WALCOTT, IA 52773
(563) 284-6263
www.catscale.com

1045

94831591

THE CAT SCALE GUARANTEE

The CAT Scale Company **GUARANTEES** that our scales will give an accurate weight. What makes us different from other scale companies is that we back up our guarantee with cash.©

IF YOU SHOULD GET AN OVERWEIGHT FINE, YOU SHOULD DO THE FOLLOWING TO GET THE PROBLEM RESOLVED:

1) Post bond and request a court date.
2) Call CAT Scale Company direct 24 hours a day at 1-877-CAT-SCALE (toll free).
3) IMMEDIATELY send a copy of the citation, CAT Scale ticket, your name, company, address, and phone number to CAT Scale Company Attn: Operations Manager.

THANK YOU FOR WEIGHING ON CAT SCALE!

The four weights shown below are separate weights. The TOTAL WEIGHT was weighed on a full length platform scale. **AXLE WEIGHTS CAN NOT BE CERTIFIED** and are **NOT LEGAL FOR TRADE, however, CAT SCALE COMPANY GUARANTEES THESE WEIGHTS TO BE CORRECT.**

Interstate Rock Products Inc.
Weyerhaeuser Recycling
Integrated Waste Management
Material Recovery/Transfer Facility
PO Box 188
Longview, WA 98632
(206) 578-4616

DATE: 2-24-2010

SCALE LOCATION: 278
GEE-CEE'S TRUCKSTOP
I-5 AND EXIT 57
TOLEDO WA

STEER AXLE	17680 lb
DRIVE AXLE	39160 lb
TRAILER AXLE	50060 lb
TOTAL WEIGHT	106900 lb
	(41,440 Tare)

COMPANY STAN PALMER CONST TRACTOR # 62 TRAILER # 52

WEIGHER'S SIGNATURE: Tia Ward TIA WARD FEE: 9.00 FULL WEIGH TICKET # (IF REWEIGH)

ONLY CERTIFIED WEIGHTS APPEAR BELOW THIS LINE

CERTIFIED WEIGHTS (imprint seal)

GROSS

TARE

NET

WEIGH NUMBER
1591

WEIGHMASTER CERTIFICATE

This is to certify that the following described commodity was weighed, measured, or counted by a Weighmaster, whose signature is on this Certificate, who is a recognized authority of accuracy, as prescribed by State Law.

COMMODITY WEIGHED: FREIGHT ALL KINDS
REMARKS:
TRACTOR LICENSE # TRACTOR #
TRAILER LICENSE # TRAILER #
TRAILER LICENSE # TRAILER #

NAME OF WEIGHMASTER (print):
WEIGHMASTER SIGNATURE:

© CAT SCALE COMPANY 12/(WA)

94831592

TICKET NUMBER

CERTIFIED AUTOMATED TRUCK SCALE

CAT SCALE COMPANY
P.O. BOX 630
WALCOTT, IA 52773
(563) 284-6263
www.catscale.com

1054

94831592

THE CAT SCALE GUARANTEE

The CAT Scale Company **GUARANTEES** that our scales will give an accurate weight. What makes us different from other scale companies is that we back up our guarantee with cash.©

IF YOU SHOULD GET AN OVERWEIGHT FINE, YOU SHOULD DO THE FOLLOWING TO GET THE PROBLEM RESOLVED:

1) Post bond and request a court date.
2) Call CAT Scale Company direct 24 hours a day at 1-877-CAT-SCALE (toll free).
3) IMMEDIATELY send a copy of the citation, CAT Scale ticket, your name, company, address, and phone number to CAT Scale Company Attn: Operations Manager.

THANK YOU FOR WEIGHING ON CAT SCALE!

The four weights shown below are separate weights. The TOTAL WEIGHT was weighed on a full length platform scale. **AXLE WEIGHTS CAN NOT BE CERTIFIED** and are **NOT LEGAL FOR TRADE, however, CAT SCALE COMPANY GUARANTEES THESE WEIGHTS TO BE CORRECT.**

DATE: 2-24-2010

SCALE LOCATION: 278
GEE-CEE'S TRUCKSTOP
I-5 AND EXIT 57
TOLEDO WA

STEER AXLE	15660 lb
DRIVE AXLE	39560 lb
TRAILER AXLE	46700 lb
TOTAL WEIGHT	101920 lb
	(41,700 Tare)

COMPANY STAN PALMER CONST TRACTOR # 38 TRAILER # 39

WEIGHER'S SIGNATURE: Tia Ward TIA WARD FEE: 9.00 FULL WEIGH TICKET # (IF REWEIGH)

ONLY CERTIFIED WEIGHTS APPEAR BELOW THIS LINE

CERTIFIED WEIGHTS (imprint seal)

GROSS 101920

TARE 41700

NET 60220

30.11

WEIGH NUMBER
1592

WEIGHMASTER CERTIFICATE

This is to certify that the following described commodity was weighed, measured, or counted by a Weighmaster, whose signature is on this Certificate, who is a recognized authority of accuracy, as prescribed by State Law.

Weyerhaeuser Recycling
Integrated Waste Management
Material Recovery/Transfer Facility
PO Box 188
Longview, WA 98632
(206) 578-4616

COMMODITY WEIGHED: FREIGHT ALL KINDS
REMARKS:
TRACTOR LICENSE # TRACTOR #
TRAILER LICENSE # TRAILER #
TRAILER LICENSE # TRAILER #

NAME OF WEIGHMASTER (print):
WEIGHMASTER SIGNATURE:

© CAT SCALE COMPANY 12/(WA)

94831610

TICKET NUMBER

CAT SCALE

CERTIFIED AUTOMATED TRUCK SCALE

CAT SCALE COMPANY
P.O. BOX 630
WALCOTT, IA 52773
(563) 284-6263
www.catscale.com

THE CAT SCALE GUARANTEE

The CAT Scale Company **GUARANTEES** that our scales will give an accurate weight. What makes us different from other scale companies is that we back up our guarantee with cash.©

IF YOU SHOULD GET AN OVERWEIGHT FINE, YOU SHOULD DO THE FOLLOWING TO GET THE PROBLEM RESOLVED:

1) Post bond and request a court date.
2) Call CAT Scale Company direct 24 hours a day at 1-877-CAT-SCALE (toll free).
3) IMMEDIATELY send a copy of the citation, CAT Scale ticket, your name, company, address, and phone number to CAT Scale Company Attn: Operations Manager.

THANK YOU FOR WEIGHING ON CAT SCALE!

The four weights shown below are separate weights. The TOTAL WEIGHT was weighed on a full length platform scale. **AXLE WEIGHTS CAN NOT BE CERTIFIED** and are **NOT LEGAL FOR TRADE, however, CAT SCALE COMPANY GUARANTEES THESE WEIGHTS TO BE CORRECT.**

DATE: 2-25-2010

SCALE LOCATION: 278 GEE-CEE'S TRUCKSTOP I-5 AND EXIT 57 TOLEDO WA

STEER AXLE

DRIVE AXLE

TRAILER AXLE

TOTAL WEIGHT

(38,400 Tare)

COMPANY MOUNTAIN WEST TRACTOR # TRAILER #

WEIGHER'S SIGNATURE: Tia Ward TIA WARD FEE: 9.00 FULL WEIGH TICKET # (IF REWEIGH)

ONLY CERTIFIED WEIGHTS APPEAR BELOW THIS LINE

CERTIFIED WEIGHTS (imprint seal)

GROSS

TARE

NET

WEIGH NUMBER 1610

WEIGHMASTER CERTIFICATE

This is to certify that the following described commodity was weighed, measured, or counted by a Weighmaster, whose signature is on this Certificate, who is a recognized authority of accuracy, as prescribed by State Law.

COMMODITY WEIGHED:

REMARKS:

TRACTOR LICENSE # TRACTOR #

TRAILER LICENSE # TRAILER #

TRAILER LICENSE # TRAILER #

NAME OF WEIGHMASTER (print):

WEIGHMASTER SIGNATURE:

© CAT SCALE COMPANY® 12/ (WA)

94831611

TICKET NUMBER

CAT SCALE

CERTIFIED AUTOMATED TRUCK SCALE

CAT SCALE COMPANY
P.O. BOX 630
WALCOTT, IA 52773
(563) 284-6263
www.catscale.com

857

94831611

THE CAT SCALE GUARANTEE

The CAT Scale Company **GUARANTEES** that our scales will give an accurate weight. What makes us different from other scale companies is that we back up our guarantee with cash.©

IF YOU SHOULD GET AN OVERWEIGHT FINE, YOU SHOULD DO THE FOLLOWING TO GET THE PROBLEM RESOLVED:

1) Post bond and request a court date.
2) Call CAT Scale Company direct 24 hours a day at 1-877-CAT-SCALE (toll free).
3) IMMEDIATELY send a copy of the citation, CAT Scale ticket, your name, company, address, and phone number to CAT Scale Company Attn: Operations Manager.

THANK YOU FOR WEIGHING ON CAT SCALE!

The four weights shown below are separate weights. The TOTAL WEIGHT was weighed on a full length platform scale. **AXLE WEIGHTS CAN NOT BE CERTIFIED** and are **NOT LEGAL FOR TRADE, however, CAT SCALE COMPANY GUARANTEES THESE WEIGHTS TO BE CORRECT.**

DATE: 2-25-2010

SCALE LOCATION: 278 GEE-CEE'S TRUCKSTOP I-5 AND EXIT 57 TOLEDO WA

STEER AXLE 17360 lb

DRIVE AXLE 41320 lb

TRAILER AXLE 47580 lb

TOTAL WEIGHT 106260 lb

(41,440 Tare)

COMPANY STAN PALMER CONST TRACTOR # 62 TRAILER # 621

WEIGHER'S SIGNATURE: Tia Ward TIA WARD FEE: 9.00 FULL WEIGH TICKET # (IF REWEIGH)

ONLY CERTIFIED WEIGHTS APPEAR BELOW THIS LINE

CERTIFIED WEIGHTS (imprint seal)

GROSS

TARE

NET

WEIGH NUMBER 1611

WEIGHMASTER CERTIFICATE

This is to certify that the following described commodity was weighed, measured, or counted by a Weighmaster, whose signature is on this Certificate, who is a recognized authority of accuracy, as prescribed by State Law.

COMMODITY WEIGHED: FREIGHT ALL KINDS

REMARKS:

TRACTOR LICENSE # TRACTOR #

TRAILER LICENSE # TRAILER #

TRAILER LICENSE # TRAILER #

NAME OF WEIGHMASTER (print):

WEIGHMASTER SIGNATURE:

© CAT SCALE COMPANY® 12/ (WA)

94831612

TICKET NUMBER

CERTIFIED AUTOMATED TRUCK SCALE

CAT SCALE COMPANY
P.O. BOX 630
WALCOTT, IA 52773
(563) 284-6263
www.catscale.com

909

94831612

THE CAT SCALE GUARANTEE

The CAT Scale Company **GUARANTEES** that our scales will give an accurate weight. What makes us different from other scale companies is that we back up our guarantee with cash.©

IF YOU SHOULD GET AN OVERWEIGHT FINE, YOU SHOULD DO THE FOLLOWING TO GET THE PROBLEM RESOLVED:

1) Post bond and request a court date.
2) Call CAT Scale Company direct 24 hours a day at 1-877-CAT-SCALE (toll free).
3) IMMEDIATELY send a copy of the citation, CAT Scale ticket, your name, company, address, and phone number to CAT Scale Company Attn: Operations Manager.

THANK YOU FOR WEIGHING ON CAT SCALE!

The four weights shown below are separate weights. The TOTAL WEIGHT was weighed on a full length platform scale. **AXLE WEIGHTS CAN NOT BE CERTIFIED** and are **NOT LEGAL FOR TRADE, however, CAT SCALE COMPANY GUARANTEES THESE WEIGHTS TO BE CORRECT.**

DATE: 2-25-2010

SCALE LOCATION: 278
GEE-CEE'S TRUCKSTOP
I-5 AND EXIT 57
TOLEDO WA

STEER AXLE	15740 lb
DRIVE AXLE	39100 lb
TRAILER AXLE	42060 lb
TOTAL WEIGHT	96900 lb

(41,700 Tare)

COMPANY STAN PALMER CONST TRACTOR # 38 TRAILER # 39

WEIGHER'S SIGNATURE: Tia Ward TIA WARD FEE: 9.00 FULL WEIGH TICKET # _____ (IF REWEIGH)

ONLY CERTIFIED WEIGHTS APPEAR BELOW THIS LINE

CERTIFIED WEIGHTS
(imprint seal)

GROSS 96,900

TARE 41,700

NET 55,200
27,600 ÷

WEIGH NUMBER
1612

WEIGHMASTER CERTIFICATE

This is to certify that the following described commodity was weighed, measured, or counted by a Weighmaster, whose signature is on this Certificate, who is a recognized authority of accuracy, as prescribed by State law.

COMMODITY WEIGHED: FREIGHT ALL KINDS

REMARKS: _____

TRACTOR LICENSE # _____ TRACTOR # _____

TRAILER LICENSE # _____ TRAILER # _____

TRAILER LICENSE # _____ TRAILER # _____

NAME OF WEIGHMASTER (print): _____

WEIGHMASTER SIGNATURE: _____

© CAT SCALE COMPANY 12/
(WA)

94831623

TICKET NUMBER

CERTIFIED AUTOMATED TRUCK SCALE

CAT SCALE COMPANY
P.O. BOX 630
WALCOTT, IA 52773
(563) 284-6263
www.catscale.com

1233
94831623

THE CAT SCALE GUARANTEE

The CAT Scale Company **GUARANTEES** that our scales will give an accurate weight. What makes us different from other scale companies is that we back up our guarantee with cash.©

IF YOU SHOULD GET AN OVERWEIGHT FINE, YOU SHOULD DO THE FOLLOWING TO GET THE PROBLEM RESOLVED:

1) Post bond and request a court date.
2) Call CAT Scale Company direct 24 hours a day at 1-877-CAT-SCALE (toll free).
3) IMMEDIATELY send a copy of the citation, CAT Scale ticket, your name, company, address, and phone number to CAT Scale Company Attn: Operations Manager.

THANK YOU FOR WEIGHING ON CAT SCALE!

The four weights shown below are separate weights. The TOTAL WEIGHT was weighed on a full length platform scale. **AXLE WEIGHTS CAN NOT BE CERTIFIED** and are **NOT LEGAL FOR TRADE, however, CAT SCALE COMPANY GUARANTEES THESE WEIGHTS TO BE CORRECT.**

DATE: 2-25-2010

SCALE LOCATION: 278
GEE-CEE'S TRUCKSTOP
I-5 AND EXIT 57
TOLEDO WA

STEER AXLE	24100 lb
DRIVE AXLE	37440 lb
TRAILER AXLE	49320 lb
TOTAL WEIGHT	110860 lb

W.M.No Tare

COMPANY STAN PALMER CONST TRACTOR # 62 TRAILER # 62

WEIGHER'S SIGNATURE: Tia Ward FEE: 9.00 FULL WEIGH TICKET # _____ (IF REWEIGH)

TIA WARD

ONLY CERTIFIED WEIGHTS APPEAR BELOW THIS LINE

CERTIFIED WEIGHTS (imprint seal)

GROSS

TARE

NET

WEIGH NUMBER
1623

WEIGHMASTER CERTIFICATE

This is to certify that the following described commodity was weighed, measured, or counted by a Weighmaster, whose signature is on this Certificate, who is a recognized authority of accuracy, as prescribed by State Law.

COMMODITY WEIGHED: FREIGHT ALL KINDS

REMARKS: _____

TRACTOR LICENSE # _____ TRACTOR # _____

TRAILER LICENSE # _____ TRAILER # _____

TRAILER LICENSE # _____ TRAILER # _____

NAME OF WEIGHMASTER (print): _____

WEIGHMASTER SIGNATURE: _____

© CAT SCALE COMPANY 4 12/ (WA)

94831625

TICKET NUMBER

CERTIFIED AUTOMATED TRUCK SCALE

CAT SCALE COMPANY
P.O. BOX 630
WALCOTT, IA 52773
(563) 284-6263
www.catscale.com

1252
94831625

THE CAT SCALE GUARANTEE

The CAT Scale Company **GUARANTEES** that our scales will give an accurate weight. What makes us different from other scale companies is that we back up our guarantee with cash.©

IF YOU SHOULD GET AN OVERWEIGHT FINE, YOU SHOULD DO THE FOLLOWING TO GET THE PROBLEM RESOLVED:

1) Post bond and request a court date.
2) Call CAT Scale Company direct 24 hours a day at 1-877-CAT-SCALE (toll free).
3) IMMEDIATELY send a copy of the citation, CAT Scale ticket, your name, company, address, and phone number to CAT Scale Company Attn: Operations Manager.

THANK YOU FOR WEIGHING ON CAT SCALE!

The four weights shown below are separate weights. The TOTAL WEIGHT was weighed on a full length platform scale. **AXLE WEIGHTS CAN NOT BE CERTIFIED** and are **NOT LEGAL FOR TRADE, however, CAT SCALE COMPANY GUARANTEES THESE WEIGHTS TO BE CORRECT.**

DATE: 2-25-2010

SCALE LOCATION: 278
GEE-CEE'S TRUCKSTOP
I-5 AND EXIT 57
TOLEDO WA

STEER AXLE	16300 lb
DRIVE AXLE	41800 lb
TRAILER AXLE	46460 lb
TOTAL WEIGHT	104560 lb

COMPANY STAN PALMER CONST TRACTOR # 38 TRAILER # 39

WEIGHER'S SIGNATURE: Tia Ward FEE: 9.00 FULL WEIGH TICKET # _____ (IF REWEIGH)

TIA WARD

ONLY CERTIFIED WEIGHTS APPEAR BELOW THIS LINE

CERTIFIED WEIGHTS (imprint seal)

GROSS 104560

TARE 41700

NET 62860

31.43

WEIGH NUMBER
1625

WEIGHMASTER CERTIFICATE

This is to certify that the following described commodity was weighed, measured, or counted by a Weighmaster, whose signature is on this Certificate, who is a recognized authority of accuracy, as prescribed by State Law.

Integrated Waste Management Material Recovery / Transfer Facility
PO Box 188
Longview, WA 98632
(206) 578-4616

COMMODITY WEIGHED: FREIGHT ALL KINDS

REMARKS: _____

TRACTOR LICENSE # _____ TRACTOR # _____

TRAILER LICENSE # _____ TRAILER # _____

TRAILER LICENSE # _____ TRAILER # _____

NAME OF WEIGHMASTER (print): _____

WEIGHMASTER SIGNATURE: _____

© CAT SCALE COMPANY 3 12/ (WA)

TRUCK LOG SHEET

Ctrl #	DATE	TIME	CUSTOMER	HAULER, DRIVER & TRUCK#	GROSS/TARE WGT (LBS)	TICKET #	SYSTEM ID# (OFFICE USE ONLY)
3971	2-25-10	1:00	Stan Palmer	Steve #62	110860 41,440	1623	
3972	2-25-10	1:24	Stan Palmer	Oliver #38	109,560 41,700	1625	
3973	2-26-10	9:30	Stan Palmer	Steve #62	100060 41,440	1644	
3974	2-26-10	9:32	Stan Palmer	Ford #33	99000 38400	1643	
3975	2-26-10	9:36	Stan Palmer	Oliver #38	106,560 41,700	1645	
3976	2-26-10	12:30	CDL RECYCLE	JORDAN #841	99,760 41,951	18330	
3977	2-26-10	12:45	Stan Palmer	Steve #62	109,660 41,440	1652	
3978	2-26-10	1:13	Stan Palmer	Oliver #38	109,840 41,700	1653	
3979	2-26-10	1:08	Stan Palmer	Ford #33	95620 38400	1654	
3980	3-1-10	7:30	CDL RECYCLE	JORDAN #841	108,415 41,951		
3981	3-1-10	9:00	Stan Palmer	Steve #62	102,600 41,440	1683	
3982	3-1-10	9:05	Stan Palmer	Ford #33	95,260 38400	1684	
3983	3-1-10	9:10	Stan Palmer	Oliver #38	104,380 41,700	1685	
3984							
3985							
3986							
3987							
3988							
3989							
3990							
3991							
3992							
3993							

PLEASE OBEY STOP SIGNS @ RR CROSSING - TRAIN/RAIL MTCE EQUIPMENT HAVE THE RIGHT OF WAY

**** * * REMEMBER 25 MPH MAX SPEED THRU RESIDENTIAL AREAS * * ****

94831644

TICKET NUMBER

CERTIFIED AUTOMATED TRUCK SCALE

CAT SCALE COMPANY
P.O. BOX 630
WALCOTT, IA 52773
(563) 284-6263
www.catscale.com

852
94831644

THE CAT SCALE GUARANTEE

The CAT Scale Company **GUARANTEES** that our scales will give an accurate weight. What makes us different from other scale companies is that we back up our guarantee with cash.©

IF YOU SHOULD GET AN OVERWEIGHT FINE, YOU SHOULD DO THE FOLLOWING TO GET THE PROBLEM RESOLVED:

1) Post bond and request a court date.
2) Call CAT Scale Company direct 24 hours a day at 1-877-CAT-SCALE (toll free).
3) IMMEDIATELY send a copy of the citation, CAT Scale ticket, your name, company, address, and phone number to CAT Scale Company Attn: Operations Manager.

THANK YOU FOR WEIGHING ON CAT SCALE!

The four weights shown below are separate weights. The TOTAL WEIGHT was weighed on a full length platform scale. **AXLE WEIGHTS CAN NOT BE CERTIFIED** and are **NOT LEGAL FOR TRADE, however, CAT SCALE COMPANY GUARANTEES THESE WEIGHTS TO BE CORRECT.**

DATE: 2-26-2010

SCALE LOCATION: 278
GEE-CEE'S TRUCKSTOP
I-5 AND EXIT 57
TOLEDO WA

STEER AXLE	23200 lb
DRIVE AXLE	31360 lb
TRAILER AXLE	45500 lb
TOTAL WEIGHT	100060 lb

41,440 Tare

COMPANY STAN PALMER CONST TRACTOR # 52 TRAILER # 52

WEIGHER'S SIGNATURE: RACHEL WALLACE FEE: 9.00 FULL WEIGH TICKET # (IF REWEIGH)

ONLY CERTIFIED WEIGHTS APPEAR BELOW THIS LINE

CERTIFIED WEIGHTS (imprint seal)

GROSS

TARE

NET

WEIGH NUMBER
1644

WEIGHMASTER CERTIFICATE

This is to certify that the following described commodity was weighed, measured, or counted by a Weighmaster, whose signature is on this Certificate, who is a recognized authority of accuracy, as prescribed by State Law.

COMMODITY WEIGHED: FREIGHT ALL KINDS
REMARKS:
TRACTOR LICENSE # TRACTOR #
TRAILER LICENSE # TRAILER #
TRAILER LICENSE # TRAILER #

NAME OF WEIGHMASTER (print):
WEIGHMASTER SIGNATURE:

© CAT SCALE COMPANY 12/0 (WA)

94831643

TICKET NUMBER

CERTIFIED AUTOMATED TRUCK SCALE

CAT SCALE COMPANY
P.O. BOX 630
WALCOTT, IA 52773
(563) 284-6263
www.catscale.com

THE CAT SCALE GUARANTEE

The CAT Scale Company **GUARANTEES** that our scales will give an accurate weight. What makes us different from other scale companies is that we back up our guarantee with cash.©

IF YOU SHOULD GET AN OVERWEIGHT FINE, YOU SHOULD DO THE FOLLOWING TO GET THE PROBLEM RESOLVED:

1) Post bond and request a court date.
2) Call CAT Scale Company direct 24 hours a day at 1-877-CAT-SCALE (toll free).
3) IMMEDIATELY send a copy of the citation, CAT Scale ticket, your name, company, address, and phone number to CAT Scale Company Attn: Operations Manager.

THANK YOU FOR WEIGHING ON CAT SCALE

The four weights shown below are separate weights. The TOTAL WEIGHT was weighed on a full length platform scale. **AXLE WEIGHTS CAN NOT BE CERTIFIED** and are **NOT LEGAL FOR TRADE, however, CAT SCALE COMPANY GUARANTEES THESE WEIGHTS TO BE CORRECT.**

DATE: 2-26-2010

SCALE LOCATION: 278
GEE-CEE'S TRUCKSTOP
I-5 AND EXIT 57
TOLEDO WA

STEER AXLE	
DRIVE AXLE	
TRAILER AXLE	
TOTAL WEIGHT	

38,400 Tare

COMPANY 4TH WEST TRACTOR # TRAILER #

WEIGHER'S SIGNATURE: RACHEL WALLACE FEE: 9.00 FULL WEIGH TICKET # (IF REWEIGH)

ONLY CERTIFIED WEIGHTS APPEAR BELOW THIS LINE

CERTIFIED WEIGHTS (imprint seal)

GROSS

TARE

NET

WEIGH NUMBER
1643

WEIGHMASTER CERTIFICATE

This is to certify that the following described commodity was weighed, measured, or counted by a Weighmaster, whose signature is on this Certificate, who is a recognized authority of accuracy, as prescribed by State Law.

COMMODITY WEIGHED: Weyerhaeuser Company FREIGHT ALL KINDS
REMARKS: ONE Solid Waste Management Material Recovery / Transfer Facility
TRACTOR LICENSE # PO Box 188 Longview, WA 98632 (206) 578-4316 TRACTOR #
TRAILER LICENSE # TRAILER #
TRAILER LICENSE # TRAILER #

NAME OF WEIGHMASTER (print):
WEIGHMASTER SIGNATURE:

© CAT SCALE COMPANY 12 (WA)

94831645

TICKET NUMBER

CAT SCALE

CERTIFIED AUTOMATED TRUCK SCALE

CAT SCALE COMPANY
P.O. BOX 630
WALCOTT, IA 52773
(563) 284-6263
www.catscale.com

854

94831645

THE CAT SCALE GUARANTEE

The CAT Scale Company **GUARANTEES** that our scales will give an accurate weight. What makes us different from other scale companies is that we back up our guarantee with cash.©

IF YOU SHOULD GET AN OVERWEIGHT FINE, YOU SHOULD DO THE FOLLOWING TO GET THE PROBLEM RESOLVED:

1) Post bond and request a court date.
2) Call CAT Scale Company direct 24 hours a day at 1-877-CAT-SCALE (toll free).
3) IMMEDIATELY send a copy of the citation, CAT Scale ticket, your name, company, address, and phone number to CAT Scale Company Attn: Operations Manager.

THANK YOU FOR WEIGHING ON CAT SCALE!

The four weights shown below are separate weights. The TOTAL WEIGHT was weighed on a full length platform scale. **AXLE WEIGHTS CAN NOT BE CERTIFIED** and are **NOT LEGAL FOR TRADE, however, CAT SCALE COMPANY GUARANTEES THESE WEIGHTS TO BE CORRECT.**

DATE: 2-26-2010

SCALE LOCATION: 278 GEE-CEE'S TRUCKSTOP I-5 AND EXIT 57 TOLEDO WA

STEER AXLE	16300 lb
DRIVE AXLE	40520 lb
TRAILER AXLE	43740 lb
TOTAL WEIGHT	100560 lb

COMPANY STAN PALMER CONST TRACTOR # 38 TRAILER # 39

WEIGHER'S SIGNATURE: [signature] TIA WARD FEE: 9.00 FULL WEIGH TICKET # (IF REWEIGH)

ONLY CERTIFIED WEIGHTS APPEAR BELOW THIS LINE

CERTIFIED WEIGHTS (imprint seal)

GROSS 100560

TARE 41700

NET 58260

29.637

WEIGH NUMBER 1645

WEIGHMASTER CERTIFICATE

This is to certify that the following described commodity was weighed, measured, or counted by a Weighmaster, whose signature is on this Certificate, who is a recognized authority of accuracy, as prescribed by State Law.

COMMODITY WEIGHED: FREIGHT ALL KINDS

REMARKS:

TRACTOR LICENSE # TRACTOR #

TRAILER LICENSE # TRAILER #

TRAILER LICENSE # TRAILER #

NAME OF WEIGHMASTER (print):

WEIGHMASTER SIGNATURE:

© CAT SCALE COMPANY® 12/8 (WA)

94831652

TICKET NUMBER

CAT SCALE

CERTIFIED AUTOMATED TRUCK SCALE

CAT SCALE COMPANY
P.O. BOX 630
WALCOTT, IA 52773
(563) 284-6263
www.catscale.com

1212

94831652

THE CAT SCALE GUARANTEE

The CAT Scale Company **GUARANTEES** that our scales will give an accurate weight. What makes us different from other scale companies is that we back up our guarantee with cash.©

IF YOU SHOULD GET AN OVERWEIGHT FINE, YOU SHOULD DO THE FOLLOWING TO GET THE PROBLEM RESOLVED:

1) Post bond and request a court date.
2) Call CAT Scale Company direct 24 hours a day at 1-877-CAT-SCALE (toll free).
3) IMMEDIATELY send a copy of the citation, CAT Scale ticket, your name, company, address, and phone number to CAT Scale Company Attn: Operations Manager.

THANK YOU FOR WEIGHING ON CAT SCALE!

The four weights shown below are separate weights. The TOTAL WEIGHT was weighed on a full length platform scale. **AXLE WEIGHTS CAN NOT BE CERTIFIED** and are **NOT LEGAL FOR TRADE, however, CAT SCALE COMPANY GUARANTEES THESE WEIGHTS TO BE CORRECT.**

DATE: 2-26-2010

SCALE LOCATION: 278 GEE-CEE'S TRUCKSTOP I-5 AND EXIT 57 TOLEDO WA

STEER AXLE	23780 lb
DRIVE AXLE	35200 lb
TRAILER AXLE	50680 lb
TOTAL WEIGHT	109660 lb

41,440 Tare

COMPANY STAN PALMER CONST TRACTOR # 62 TRAILER # 621

WEIGHER'S SIGNATURE: [signature] TIA WARD FEE: 9.00 FULL WEIGH TICKET # (IF REWEIGH)

ONLY CERTIFIED WEIGHTS APPEAR BELOW THIS LINE

CERTIFIED WEIGHTS (imprint seal)

GROSS

TARE

NET

WEIGH NUMBER 1652

WEIGHMASTER CERTIFICATE

This is to certify that the following described commodity was weighed, measured, or counted by a Weighmaster, whose signature is on this Certificate, who is a recognized authority of accuracy, as prescribed by State Law.

COMMODITY WEIGHED: FREIGHT ALL KINDS

REMARKS:

TRACTOR LICENSE # TRACTOR #

TRAILER LICENSE # TRAILER #

TRAILER LICENSE # TRAILER #

NAME OF WEIGHMASTER (print):

WEIGHMASTER SIGNATURE:

© CAT SCALE COMPANY® 12/8

94831653

TICKET NUMBER

CERTIFIED AUTOMATED TRUCK SCALE

CAT SCALE COMPANY
P.O. BOX 630
WALCOTT, IA 52773
(563) 284-6263
www.catscale.com

THE CAT SCALE GUARANTEE

The CAT Scale Company **GUARANTEES** that our scales will give an accurate weight. What makes us different from other scale companies is that we back up our guarantee with cash.©

IF YOU SHOULD GET AN OVERWEIGHT FINE, YOU SHOULD DO THE FOLLOWING TO GET THE PROBLEM RESOLVED:

1) Post bond and request a court date.
2) Call CAT Scale Company direct 24 hours a day at 1-877-CAT-SCALE (toll free).
3) IMMEDIATELY send a copy of the citation, CAT Scale ticket, your name, company, address, and phone number to CAT Scale Company Attn: Operations Manager.

THANK YOU FOR WEIGHING ON CAT SCALE!

The four weights shown below are separate weights. The TOTAL WEIGHT was weighed on a full length platform scale. **AXLE WEIGHTS CAN NOT BE CERTIFIED** and are **NOT LEGAL FOR TRADE, however, CAT SCALE COMPANY GUARANTEES THESE WEIGHTS TO BE CORRECT.**

DATE: 2-26-2010

SCALE LOCATION: 278
GEE-CEE'S TRUCKSTOP
I-5 AND EXIT 57
TOLEDO WA

STEER AXLE	16080 lb
DRIVE AXLE	41400 lb
TRAILER AXLE	52360 lb
TOTAL WEIGHT	109840 lb

1223
94831653 COMPANY STAN PALMER CONST TRACTOR # 38 TRAILER # 34

WEIGHER'S SIGNATURE: Tia Ward TIA WARD FEE: 9.00 FULL WEIGH TICKET # _____ (IF REWEIGH)

ONLY CERTIFIED WEIGHTS APPEAR BELOW THIS LINE

CERTIFIED WEIGHTS (imprint seal)

GROSS 109,340
TARE 41,700
NET 68.140
34.07
WEIGH NUMBER
1653

WEIGHMASTER CERTIFICATE

This is to certify that the following described commodity was weighed, measured, or counted by a Weighmaster, whose signature is on this Certificate, who is a recognized authority of accuracy, as prescribed by State Law.

COMMODITY WEIGHED: WEIGHT ALL KINDS
REMARKS: Weyerhaeuser Company / Integrated Waste Management / Material Recovery / Ironside Section
TRACTOR LICENSE #: _____ TRACTOR # _____
TRAILER LICENSE # _____ TRAILER # _____
TRAILER LICENSE # _____ TRAILER # _____
NAME OF WEIGHMASTER (print): _____
WEIGHMASTER SIGNATURE: _____

PO Box 188, Longview, WA 98632, (206) 578-4616

© CAT SCALE COMPANY® 12/0 (WA)

94831654

TICKET NUMBER

CERTIFIED AUTOMATED TRUCK SCALE

CAT SCALE COMPANY
P.O. BOX 630
WALCOTT, IA 52773
(563) 284-6263
www.catscale.com

THE CAT SCALE GUARANTEE

The CAT Scale Company **GUARANTEES** that our scales will give an accurate weight. What makes us different from other scale companies is that we back up our guarantee with cash.©

IF YOU SHOULD GET AN OVERWEIGHT FINE, YOU SHOULD DO THE FOLLOWING TO GET THE PROBLEM RESOLVED:

1) Post bond and request a court date.
2) Call CAT Scale Company direct 24 hours a day at 1-877-CAT-SCALE (toll free).
3) IMMEDIATELY send a copy of the citation, CAT Scale ticket, your name, company, address, and phone number to CAT Scale Company Attn: Operations Manager.

THANK YOU FOR WEIGHING ON CAT SCALE!

The four weights shown below are separate weights. The TOTAL WEIGHT was weighed on a full length platform scale. **AXLE WEIGHTS CAN NOT BE CERTIFIED** and are **NOT LEGAL FOR TRADE, however, CAT SCALE COMPANY GUARANTEES THESE WEIGHTS TO BE CORRECT.**

DATE: 2-26-2010

SCALE LOCATION: 278
GEE-CEE'S TRUCKSTOP
I-5 AND EXIT 57
TOLEDO WA

STEER AXLE	[illegible] lb
DRIVE AXLE	[illegible] lb
TRAILER AXLE	[illegible] lb
TOTAL WEIGHT	[illegible] lb

38 40 Tare

COMPANY MOUTAIN WEST TRACTOR # _____ TRAILER # _____

WEIGHER'S SIGNATURE: Tia Ward TIA WARD FEE: [illegible] FULL WEIGH TICKET # _____ (IF REWEIGH)

ONLY CERTIFIED WEIGHTS APPEAR BELOW THIS LINE

CERTIFIED WEIGHTS (imprint seal)

GROSS
TARE
NET

WEIGH NUMBER
1654

WEIGHMASTER CERTIFICATE

This is to certify that the following described commodity was weighed, measured, or counted by a Weighmaster, whose signature is on this Certificate, who is a recognized authority of accuracy, as prescribed by State Law.

COMMODITY WEIGHED: [illegible]
REMARKS: Weyerhaeuser Company / Integrated Waste Management / Material Recovery / Ironside Section
TRACTOR LICENSE #: _____ TRACTOR # _____
TRAILER LICENSE # _____ TRAILER # _____
TRAILER LICENSE # _____ TRAILER # _____
NAME OF WEIGHMASTER (print): _____
WEIGHMASTER SIGNATURE: _____

PO Box 188, Longview, WA 98632, (206) 578-4616

© CAT SCALE COMPANY® 12/0 (WA)

LOAD SUMMARY

Removal of Contaminated Soils

EAST BAY			GEE-CEE'S TRUCKSTOP					WEYERHAEUSER		
DATE DEPARTURE	TIME OF DEPARTURE	HAULER, DRIVER, TRUCK#	DATE	GROSS WGT (LBS)	TARE WGT (LBS)	NET WGT (LBS)	TICKET #	DATE ARRIVAL	TIME OF ARRIVAL	Load Count
3/1/2010	7:45 AM	Stan Palmer - Steve - #62	3/1/2010	102600	41440	61160	94831683	3/1/2010	9:00 AM	494
3/1/2010	7:50 AM	Stan Palmer- Fred - #33	3/1/2010	95260	38400	56860	94831684	3/1/2010	9:05 AM	495
3/1/2010	7:55 AM	Stan Palmer - Oliver - #38	3/1/2010	104380	41700	62680	94831685	3/1/2010	9:10 AM	496
3/1/2010	11:20 AM	Stan Palmer - Steve - #62	3/1/2010	103440	41440	62000	94831689	3/1/2010	12:30 PM	497
3/1/2010	11:30 AM	Stan Palmer - Oliver - #38	3/1/2010	97960	41700	56260	94831690	3/1/2010	12:42 PM	498
3/1/2010	11:45 AM	Stan Palmer- Fred - #33	3/1/2010	96060	38400	57660	94831691	3/1/2010	12:55 PM	499
3/11/2010	7:50 AM	Stan Palmer - Steve - #62	3/11/2010	93840	41400	52440	94831893	3/11/2010	9:00 AM	500
3/11/2010	11:20 AM	Stan Palmer - Steve - #62	3/11/2010	107920	41400	66520	94831899	3/11/2010	12:30 PM	501
3/12/2010	8:00 AM	Stan Palmer - Steve - #62	3/12/2010	118000	41400	76600	94831921	3/12/2010	9:15 AM	502
3/16/2010	7:45 AM	Stan Palmer - Steve - #62	3/16/2010	120760	41400	79360	94831989	3/16/2010	9:00 AM	503
3/16/2010	7:55AM	Stan Palmer - Mark F. - #61	3/16/2010	98800	43600	55200	94831988	3/16/2010	9:05 AM	504
3/16/2010	8:10 AM	Stan Palmer - Oliver - #38	3/16/2010	105380	41700	63680	94831991	3/16/2010	9:20 AM	505
3/16/2010	11:05 AM	Stan Palmer - Steve - #62	3/16/2010	98820	41400	57420	94831997	3/16/2010	12:10 PM	506
3/16/2010	11:25 AM	Stan Palmer - Mark F. - #61	3/16/2010	109180	43600	65580	94831998	3/16/2010	12:30 PM	507
3/16/2010	11:30 AM	Stan Palmer - Oliver - #38	3/16/2010	104220	41700	62520	94831999	3/16/2010	12:38 PM	508
3/17/2010	7:45 AM	Stan Palmer - Steve - #62	3/17/2010	98940	41440	57500	94832031	3/17/2010	9:10 AM	509
3/17/2010	7:55 AM	Stan Palmer - Mark F. - #61	3/17/2010	104200	43600	60600	94832033	3/17/2010	9:15 AM	510
3/17/2010	8:10 AM	Stan Palmer - Oliver - #38	3/17/2010	100780	41700	59080	94832035	3/17/2010	9:28 AM	511
3/17/2010	11:20 AM	Stan Palmer - Steve - #62	3/17/2010	116420	41440	74980	94832040	3/17/2010	12:15 PM	512
3/17/2010	11:35 AM	Stan Palmer - Mark F. - #61	3/17/2010	106820	43600	63220	94832043	3/17/2010	12:35 PM	513
3/17/2010	11:55 AM	Stan Palmer - Oliver - #38	3/17/2010	110860	41700	69160	94832044	3/17/2010	12:55 PM	514
3/18/2010	7:50 AM	Stan Palmer - Steve - #62	3/18/2010	111300	41440	69860	94832060	3/18/2010	9:00 AM	515
3/18/2010	8:00 AM	Stan Palmer - Mark F. - #61	3/18/2010	107720	43600	64120	94832062	3/18/2010	9:10 AM	516
3/18/2010	8:10 AM	Stan Palmer - Oliver - #38	3/18/2010	109100	41700	67400	94832063	3/18/2010	9:16 AM	517
3/18/2010	11:15 AM	Stan Palmer - Mark F. - #61	3/18/2010	100780	43600	57180	91832069	3/18/2010	12:30 PM	518
3/18/2010	11:30 AM	Stan Palmer - Steve - #62	3/18/2010	106720	41440	65280	94832071	3/18/2010	12:45 PM	519

DATE DEPARTURE	TIME OF DEPARTURE	HAULER, DRIVER, TRUCK#	DATE	GROSS WGT (LBS)	TARE WGT (LBS)	NET WGT (LBS)	TICKET #	DATE ARRIVAL	TIME OF ARRIVAL	Load Count
3/18/2010	11:35 AM	Stan Palmer - Oliver - #38	3/18/2010	102360	41700	60660	94832070	3/18/2010	12:46 PM	520
3/19/2010	7:45 AM	Stan Palmer - Steve - #62	3/19/2010	110380	41440	68940	94832085	3/19/2010	9:00 AM	521
3/19/2010	7:50 AM	Stan Palmer - Mark F. - #61	3/19/2010	106280	43600	62680	94832086	3/19/2010	9:05 AM	522
3/19/2010	7:55 AM	Stan Palmer - Oliver - #38	3/19/2010	105020	41700	63320	94832087	3/19/2010	9:06 AM	523
3/19/2010	11:20 AM	Stan Palmer - Steve - #62	3/19/2010	94640	41440	53200	94832094	3/19/2010	12:30 PM	524
3/19/2010	11:40 AM	Stan Palmer - Oliver - #38	3/19/2010	103840	41700	62140	94832097	3/19/2010	12:50 PM	525
3/19/2010	11:45AM	Stan Palmer - Mark F. - #61	3/19/2010	100680	43600	57080	94832096	3/19/2010	12:55 PM	526
3/22/2010	7:45 AM	Stan Palmer - Oliver - #38	3/22/2010	103800	41700	62100	94832129	3/22/2010	9:06 AM	527
3/22/2010	11:35 AM	Stan Palmer - Oliver - #38	3/22/2010	102680	41700	60980	94832135	3/22/2010	12:40 PM	528
3/23/2010	7:45 AM	Stan Palmer - Oliver - #38	3/23/2010	103100	41700	61400	94832154	3/23/2010	9:20 AM	529
3/23/2010	11:35 AM	Stan Palmer - Oliver - #38	3/23/2010	107320	41700	65620	94832165	3/23/2010	12:56 PM	530
3/24/2010	7:45 AM	Stan Palmer - Oliver - #38	3/24/2010	103880	41700	62180	94832184	3/24/2010	9:10 AM	531
3/24/2010	11:35 AM	Stan Palmer - Oliver - #38	3/24/2010	109500	41700	67800	94832197	3/24/2010	12:35 PM	532
3/25/2010	7:45 AM	Stan Palmer - Oliver - #38	3/25/2010	101340	41700	59640	94832223	3/25/2010	9:06 AM	533
3/25/2010	11:35 AM	Stan Palmer - Oliver - #38	3/25/2010	98360	41700	56660	94832238	3/25/2010	1:23 PM	534
3/26/2010	7:45 AM	Stan Palmer - Oliver - #38	3/26/2010	103340	41700	61640	94832259	3/26/2010	9:14 AM	535
3/26/2010	11:35 AM	Stan Palmer - Oliver - #38	3/26/2010	101600	41700	59900	94832266	3/26/2010	12:37 PM	536
3/29/2010	7:50 AM	Stan Palmer - Oliver - #38	3/29/2010	105160	41700	63460	94832294	3/29/2010	9:13 AM	537
3/29/2010	7:55 AM	Stan Palmer - Mark F. - #61	3/29/2010	102380	43600	58780	94832295	3/29/2010	9:14 AM	538
3/29/2010	11:35 AM	Stan Palmer - Oliver - #38	3/29/2010	108300	41700	66600	94832304	3/29/2010	12:50 PM	539
3/29/2010	11:50 AM	Stan Palmer - Mark F. - #61	3/29/2010	108920	43600	65320	94832305	3/29/2010	1:00 PM	540
3/30/2010	7:45 AM	Stan Palmer - Oliver - #38	3/30/2010	107140	41700	65440	94832343	3/30/2010	9:13 AM	541
3/30/2010	7:55 AM	Stan Palmer - Mark F. - #61	3/30/2010	107140	43600	63540	94832344	3/30/2010	9:20 AM	542
3/30/2010	11:35 AM	Stan Palmer - Oliver - #38	3/30/2010	106800	41700	65100	94832354	3/30/2010	12:52 PM	543
3/31/2010	7:40 AM	Stan Palmer - Oliver - #38	3/31/2010	99820	41700	58120	94832372	3/31/2010	9:13 AM	544
				Total Load Count:		**544**	**Monthly Total (TONS)**		**1,598.3**	
							Total Net Weight (LBS):		**35,056,360**	
							Total Net Weight (TONS):		**17,528.2**	

TRUCK LOG SHEET

Ctrl #	DATE	TIME	CUSTOMER	HAULER, DRIVER & TRUCK#	GROSS/TARE WGT (LBS)	TICKET #	SYSTEM ID# (OFFICE USE ONLY)
3971	2-25-10	1:00	Stan Palmer	Steve #62	110860 41,440	1623	
3972	2-25-10	4:29	Stan Palmer	Oliver #38	109,560 41.700	1625	
3973	2-26-10	9:30	Stan Palmer	Steve #62	100060 41,440	1644	
3974	2-26-10	9:32	Stan Palmer	Fred #33	99000 38400	1643	
3975	2-26-10	9:36	Stan Palmer	Oliver #38	109,560 41,700	1645	
3976	2-26-10	12:30	CDL RECYCLE	JORDAN #841	99,760 41,951	18330	
3977	2-26-10	12:45	Stan Palmer	Steve #62	104,660 41440	1652	
3978	2-26-10	1:13	Stan Palmer	Oliver #38	109,540 41,700	1653	
3979	2-26-10	1:08	Stan Palmer	Fred #33	95620 38400	1654	
3980	3-1-10	7:30	CDL RECYCLE	JORDAN #841	108,415 41,951		
3981	3-1-10	9:00	Stan Palmer	Steve #62	102,600 41440	1683	
3982	3-1-10	9:05	Stan Palmer	Fred #33	95,260 38400	1684	
3983	3-1-10	9:10	Stan Palmer	Oliver #38	104,380 41,700	1685	
3984	3-1-10	11:45	Schutzen	Lee Ferris CR805	162450 41,550		
3985	3-1-10	12:30	Stan Palmer	Steve #62	103440 41440	1689	
3986	3-1-10	12:42	Stan Palmer	Oliver #38	97,960 41,700	1690	
3987	3-1-10	12:55	Stan Palmer	Fred #33	96060 38400	1691	
3988	3-2-10	5:45	River Gate	CRT Jeff #41	88,140 41480	11769	
3989	3-2-10	6:15	Schutzen	Lee Ferris CR805	102160 41260		
3990	3-2-10	6:30	River Gate	CRT Brian 44	88160 41520	11770	
3991	3-2-10	7:13	Schnitzer	WILKINS DAVE 08-99	100960 41480		
3992	3-2-10	8:10	Schnitzers	WILKINS, Stuart 08-103	102600 40740		
3993	3-2-10	9:50	" "	" " Bob 08-105	104620 41360		

PLEASE OBEY STOP SIGNS @ RR CROSSING - TRAIN/RAIL MTCE EQUIPMENT HAVE THE RIGHT OF WAY

*** * * REMEMBER 25 MPH MAX SPEED THRU RESIDENTIAL AREAS * * ***

94831683

TICKET NUMBER

CERTIFIED AUTOMATED TRUCK SCALE

CAT SCALE COMPANY
P.O. BOX 630
WALCOTT, IA 52773
(563) 284-6263
www.catscale.com

818

94831683

THE CAT SCALE GUARANTEE

The CAT Scale Company **GUARANTEES** that our scales will give an accurate weight. What makes us different from other scale companies is that we back up our guarantee with cash.©

IF YOU SHOULD GET AN OVERWEIGHT FINE, YOU SHOULD DO THE FOLLOWING TO GET THE PROBLEM RESOLVED:

1) Post bond and request a court date.
2) Call CAT Scale Company direct 24 hours a day at 1-877-CAT-SCALE (toll free).
3) IMMEDIATELY send a copy of the citation, CAT Scale ticket, your name, company, address, and phone number to CAT Scale Company Attn: Operations Manager.

THANK YOU FOR WEIGHING ON CAT SCALE!

The four weights shown below are separate weights. The TOTAL WEIGHT was weighed on a full length platform scale. **AXLE WEIGHTS CAN NOT BE CERTIFIED** and are **NOT LEGAL FOR TRADE, however, CAT SCALE COMPANY GUARANTEES THESE WEIGHTS TO BE CORRECT.**

DATE: 3-01-2010

SCALE LOCATION: 278
GEE-CEE'S TRUCKSTOP
I-5 AND EXIT 57
TOLEDO WA

STEER AXLE	23000 lb
DRIVE AXLE	31260 lb
TRAILER AXLE	48340 lb
TOTAL WEIGHT	102600 lb
	41,440 Tare

COMPANY STAN PALMER CONST TRACTOR # 62 TRAILER # 821

WEIGHER'S SIGNATURE: RACHEL WALLACE FEE: 9.00 FULL WEIGH TICKET # (IF REWEIGH)

ONLY CERTIFIED WEIGHTS APPEAR BELOW THIS LINE

CERTIFIED WEIGHTS (imprint seal)

GROSS

TARE

NET

WEIGH NUMBER
1683

WEIGHMASTER CERTIFICATE

This is to certify that the following described commodity was weighed, measured, or counted by a Weighmaster, whose signature is on this Certificate, who is a recognized authority of accuracy, as prescribed by State Law.

COMMODITY WEIGHED: FREIGHT ALL KINDS

REMARKS:

TRACTOR LICENSE # TRACTOR #

TRAILER LICENSE # TRAILER #

TRAILER LICENSE # TRAILER #

NAME OF WEIGHMASTER (print):

WEIGHMASTER SIGNATURE:

© CAT SCALE COMPANY® 12M (WA)

94831684

TICKET NUMBER

CERTIFIED AUTOMATED TRUCK SCALE

CAT SCALE COMPANY
P.O. BOX 630
WALCOTT, IA 52773
(563) 284-6263
www.catscale.com

THE CAT SCALE GUARANTEE

The CAT Scale Company **GUARANTEES** that our scales will give an accurate weight. What makes us different from other scale companies is that we back up our guarantee with cash.©

IF YOU SHOULD GET AN OVERWEIGHT FINE, YOU SHOULD DO THE FOLLOWING TO GET THE PROBLEM RESOLVED:

1) Post bond and request a court date.
2) Call CAT Scale Company direct 24 hours a day at 1-877-CAT-SCALE (toll free).
3) IMMEDIATELY send a copy of the citation, CAT Scale ticket, your name, company, address, and phone number to CAT Scale Company Attn: Operations Manager.

THANK YOU FOR WEIGHING ON CAT SCALE!

The four weights shown below are separate weights. The TOTAL WEIGHT was weighed on a full length platform scale. **AXLE WEIGHTS CAN NOT BE CERTIFIED** and are **NOT LEGAL FOR TRADE, however, CAT SCALE COMPANY GUARANTEES THESE WEIGHTS TO BE CORRECT.**

DATE: 3-01-2010

SCALE LOCATION: 278
GEE-CEE'S TRUCKSTOP
I-5 AND EXIT 57
TOLEDO WA

STEER AXLE	
DRIVE AXLE	
TRAILER AXLE	
TOTAL WEIGHT	38400 Tare

COMPANY STAN PALMER CONST TRACTOR # TRAILER #

WEIGHER'S SIGNATURE: RACHEL WALLACE FEE: 9.00 FULL WEIGH TICKET # (IF REWEIGH)

ONLY CERTIFIED WEIGHTS APPEAR BELOW THIS LINE

CERTIFIED WEIGHTS (imprint seal)

GROSS

TARE

NET

WEIGH NUMBER
1684

WEIGHMASTER CERTIFICATE

This is to certify that the following described commodity was weighed, measured, or counted by a Weighmaster, whose signature is on this Certificate, who is a recognized authority of accuracy, as prescribed by State Law.

COMMODITY WEIGHED: FREIGHT ALL KINDS

REMARKS:

TRACTOR LICENSE # TRACTOR #

TRAILER LICENSE # TRAILER #

TRAILER LICENSE # TRAILER #

NAME OF WEIGHMASTER (print):

WEIGHMASTER SIGNATURE:

© CAT SCALE COMPANY® 12M

94831685

TICKET NUMBER

CAT SCALE

CERTIFIED AUTOMATED TRUCK SCALE

CAT SCALE COMPANY
P.O. BOX 630
WALCOTT, IA 52773
(563) 284-6263
www.catscale.com

829

94831685

THE CAT SCALE GUARANTEE

The CAT Scale Company **GUARANTEES** that our scales will give an accurate weight. What makes us different from other scale companies is that we back up our guarantee with cash.©

IF YOU SHOULD GET AN OVERWEIGHT FINE, YOU SHOULD DO THE FOLLOWING TO GET THE PROBLEM RESOLVED:

1) Post bond and request a court date.
2) Call CAT Scale Company direct 24 hours a day at 1-877-CAT-SCALE (toll free).
3) IMMEDIATELY send a copy of the citation, CAT Scale ticket, your name, company, address, and phone number to CAT Scale Company Attn: Operations Manager.

THANK YOU FOR WEIGHING ON CAT SCALE!

The four weights shown below are separate weights. The TOTAL WEIGHT was weighed on a full length platform scale. **AXLE WEIGHTS CAN NOT BE CERTIFIED** and are **NOT LEGAL FOR TRADE, however, CAT SCALE COMPANY GUARANTEES THESE WEIGHTS TO BE CORRECT.**

DATE: 3-01-2010

SCALE LOCATION: 278 GEE-CEE'S TRUCKSTOP I-5 AND EXIT 57 TOLEDO WA

STEER AXLE	16420 lb
DRIVE AXLE	42720 lb
TRAILER AXLE	45240 lb
TOTAL WEIGHT	104380 lb

COMPANY STAN PALMER CONST TRACTOR # 38 TRAILER # 39

WEIGHER'S SIGNATURE: Tia Ward TIA WARD FEE: 9.00 FULL WEIGH TICKET # (IF REWEIGH)

ONLY CERTIFIED WEIGHTS APPEAR BELOW THIS LINE

CERTIFIED WEIGHTS (imprint seal)

GROSS 104,380

TARE 41,700

NET 62 680

31.34

WEIGH NUMBER 1685

WEIGHMASTER CERTIFICATE

This is to certify that the following described commodity was weighed, measured, or counted by a Weighmaster, whose signature is on this Certificate, who is a recognized authority of accuracy, as prescribed by State Law.

Integrated Waste Management Material Recovery Transfer Facility PO Box 188 Longview, WA 98637 (206) 578-4616

COMMODITY WEIGHED: FREIGHT ALL KINDS

REMARKS:

TRACTOR LICENSE # TRACTOR #

TRAILER LICENSE # TRAILER #

TRAILER LICENSE # TRAILER #

NAME OF WEIGHMASTER (print):

WEIGHMASTER SIGNATURE:

© CAT SCALE COMPANY® 12/ (WA)

94831689

TICKET NUMBER

CAT SCALE

CERTIFIED AUTOMATED TRUCK SCALE

CAT SCALE COMPANY
P.O. BOX 630
WALCOTT, IA 52773
(563) 284-6263
www.catscale.com

1151

94831689

THE CAT SCALE GUARANTEE

The CAT Scale Company **GUARANTEES** that our scales will give an accurate weight. What makes us different from other scale companies is that we back up our guarantee with cash.©

IF YOU SHOULD GET AN OVERWEIGHT FINE, YOU SHOULD DO THE FOLLOWING TO GET THE PROBLEM RESOLVED:

1) Post bond and request a court date.
2) Call CAT Scale Company direct 24 hours a day at 1-877-CAT-SCALE (toll free).
3) IMMEDIATELY send a copy of the citation, CAT Scale ticket, your name, company, address, and phone number to CAT Scale Company Attn: Operations Manager.

THANK YOU FOR WEIGHING ON CAT SCALE!

The four weights shown below are separate weights. The TOTAL WEIGHT was weighed on a full length platform scale. **AXLE WEIGHTS CAN NOT BE CERTIFIED** and are **NOT LEGAL FOR TRADE, however, CAT SCALE COMPANY GUARANTEES THESE WEIGHTS TO BE CORRECT.**

DATE: 3-01-2010

SCALE LOCATION: 278 GEE-CEE'S TRUCKSTOP I-5 AND EXIT 57 TOLEDO WA

STEER AXLE	21040 lb
DRIVE AXLE	31880 lb
TRAILER AXLE	50520 lb
TOTAL WEIGHT	103440 lb

41,440 Tare

COMPANY STAN PALMER CONST TRACTOR # 62 TRAILER # 621

WEIGHER'S SIGNATURE: Tia Ward FEE: 9.00 FULL WEIGH TICKET # (IF REWEIGH)

ONLY CERTIFIED WEIGHTS APPEAR BELOW THIS LINE

CERTIFIED WEIGHTS (imprint seal)

GROSS

TARE

NET

WEIGH NUMBER 1689

WEIGHMASTER CERTIFICATE

This is to certify that the following described commodity was weighed, measured, or counted by a Weighmaster, whose signature is on this Certificate, who is a recognized authority of accuracy, as prescribed by State Law.

FREIGHT ALL KINDS

COMMODITY WEIGHED:

REMARKS:

TRACTOR LICENSE # TRACTOR #

TRAILER LICENSE # TRAILER #

TRAILER LICENSE # TRAILER #

NAME OF WEIGHMASTER (print):

WEIGHMASTER SIGNATURE:

© CAT SCALE COMPANY® 12/ (WA)

94831690

TICKET NUMBER

CAT SCALE

CERTIFIED AUTOMATED TRUCK SCALE

CAT SCALE COMPANY
P.O. BOX 630
WALCOTT, IA 52773
(563) 284-6263
www.catscale.com

THE CAT SCALE GUARANTEE

The CAT Scale Company **GUARANTEES** that our scales will give an accurate weight. What makes us different from other scale companies is that we back up our guarantee with cash.©

IF YOU SHOULD GET AN OVERWEIGHT FINE, YOU SHOULD DO THE FOLLOWING TO GET THE PROBLEM RESOLVED:

1) Post bond and request a court date.
2) Call CAT Scale Company direct 24 hours a day at 1-877-CAT-SCALE (toll free).
3) IMMEDIATELY send a copy of the citation, CAT Scale ticket, your name, company, address, and phone number to CAT Scale Company Attn: Operations Manager.

THANK YOU FOR WEIGHING ON CAT SCALE!

The four weights shown below are separate weights. The TOTAL WEIGHT was weighed on a full length platform scale. **AXLE WEIGHTS CAN NOT BE CERTIFIED** and are **NOT LEGAL FOR TRADE, however, CAT SCALE COMPANY GUARANTEES THESE WEIGHTS TO BE CORRECT.**

DATE: 3-01-2010

SCALE LOCATION: 278 GEE-CEE'S TRUCKSTOP I-5 AND EXIT 57 TOLEDO WA

STEER AXLE 13520 lb

DRIVE AXLE 37680 lb

TRAILER AXLE 46760 lb

TOTAL WEIGHT 97960 lb

41,700 Tare

1205

94831690 COMPANY STANPALMER TRACTOR # 38 ~~8~~ TRAILER # 39

WEIGHER'S SIGNATURE: [signature] FEE: 9.00 FULL WEIGH TICKET # (IF REWEIGH)

ONLY CERTIFIED WEIGHTS APPEAR BELOW THIS LINE

CERTIFIED WEIGHTS (imprint seal)

GROSS 97,960

TARE 41,700

NET 56.260

28.13

WEIGH NUMBER 1690

WEIGHMASTER CERTIFICATE

This is to certify that the following described commodity was weighed, measured, or counted by a Weighmaster, whose signature is on this Certificate, who is a recognized authority of accuracy, as prescribed by State Law.

COMMODITY WEIGHED: FREIGHT ALL KINDS

REMARKS:

TRACTOR LICENSE # TRACTOR #

TRAILER LICENSE # TRAILER #

TRAILER LICENSE # TRAILER #

NAME OF WEIGHMASTER (print):

WEIGHMASTER SIGNATURE:

© CAT SCALE COMPANY® 12/ (WA)

94831691

TICKET NUMBER

CAT SCALE

CERTIFIED AUTOMATED TRUCK SCALE

CAT SCALE COMPANY
P.O. BOX 630
WALCOTT, IA 52773
(563) 284-6263
www.catscale.com

THE CAT SCALE GUARANTEE

The CAT Scale Company **GUARANTEES** that our scales will give an accurate weight. What makes us different from other scale companies is that we back up our guarantee with cash.©

IF YOU SHOULD GET AN OVERWEIGHT FINE, YOU SHOULD DO THE FOLLOWING TO GET THE PROBLEM RESOLVED:

1) Post bond and request a court date.
2) Call CAT Scale Company direct 24 hours a day at 1-877-CAT-SCALE (toll free).
3) IMMEDIATELY send a copy of the citation, CAT Scale ticket, your name, company, address, and phone number to CAT Scale Company Attn: Operations Manager.

THANK YOU FOR WEIGHING ON CAT SCALE!

The four weights shown below are separate weights. The TOTAL WEIGHT was weighed on a full length platform scale. **AXLE WEIGHTS CAN NOT BE CERTIFIED** and are **NOT LEGAL FOR TRADE, however, CAT SCALE COMPANY GUARANTEES THESE WEIGHTS TO BE CORRECT.**

DATE: 3-01-2010

SCALE LOCATION: 278 GEE-CEE'S TRUCKSTOP I-5 AND EXIT 57 TOLEDO WA

STEER AXLE [illegible]

DRIVE AXLE [illegible]

TRAILER AXLE [illegible]

TOTAL WEIGHT [illegible]

38,400 Tare

1 COMPANY STAN PALMER CONST TRACTOR # TRAILER #

WEIGHER'S SIGNATURE: [signature] FEE: 9.00 FULL WEIGH TICKET # (IF REWEIGH)

ONLY CERTIFIED WEIGHTS APPEAR BELOW THIS LINE

CERTIFIED WEIGHTS (imprint seal)

GROSS

TARE

NET

WEIGH NUMBER 1691

WEIGHMASTER CERTIFICATE

This is to certify that the following described commodity was weighed, measured, or counted by a Weighmaster, whose signature is on this Certificate, who is a recognized authority of accuracy, as prescribed by State Law.

COMMODITY WEIGHED: FREIGHT ALL KINDS

REMARKS:

TRACTOR LICENSE # TRACTOR #

TRAILER LICENSE # TRAILER #

TRAILER LICENSE # TRAILER #

NAME OF WEIGHMASTER (print):

WEIGHMASTER SIGNATURE:

© CAT SCALE COMPANY® 12/ (WA)

TRUCK LOG SHEET

Ctrl #	DATE	TIME	CUSTOMER	HAULER, DRIVER & TRUCK#	GROSS/TARE WGT (LBS)	TICKET #	SYSTEM ID# (OFFICE USE ONLY)
4017	~~3-11-10~~	~~840~~	~~Schnitzer~~	~~WILKINS, Stuart 08-103~~	~~101480~~ 40620		
4018	3-11-10	9:00	Stan Palmer	Steve #62	93840 41,440	1893	
4019	~~3-11-10~~	~~1205~~	~~"~~	~~Wilkins Bob 08105~~	100380 41280		
4020	3-11	12:30	Stan Palmer	Steve #62	107920 41440	1899	
4021	3-11-10	12:39	Schnitzer	WILKINS, Stuart 08-103	100680 40460		
4022	~~3-12-10~~	700	" "	" " Bob 08105	95900 41140		
4023	~~3-12-10~~	~~820~~	~~Schnitzer~~	Wilkins DAVE 0899	100600 41700		
4024	3-12-10	9:15	Stan Palmer	Steve #67	118000 41440	1921	
4025	~~3-12-10~~	1045	Schnitzer	wilkins Bob ~~08105~~	101440 41420		
4026	3-12-10	1139	"	" DAVE 0899	99160 ~~41380~~		
4027	3-12-10	1:25	Schnitzer	Wilkins Tommy 08-100	102280 40480		
4028	3-15-10	6:00	" " A	wilkins Bob 0810	99720 41200		
4029	3-15-10	6:00	"	" Barry 101	100720 40680		
4030	3-15-10	715	Schnitzer	Wilkins DAVE 0899	99980 41060		
4031	3-15-10	9:50	"	" Barry 08-101	101100 40960		
4032	~~3-15-10~~	~~655~~	" "	" Bob 08105	100840 ~~41040~~		
4033	3-16-10	717	" "	Wilkins DAVE 0899	99920 41160		
4034	3-16-10	9:00	Stan Palmer	Steve #62	120760 41,440	1989	
4035	3-16-10	9:05	" "	MARK F. #61	98800 43600	1988	
4036	3/16/10	920	Stan Palmer	Oliver #58	105380 41700	1991	
4037	~~3-16-10~~	~~9:43~~	~~Schnitzer~~	WILKINS, Stuart 08-103	103680 40680		
4038	~~3-16-10~~	~~1119~~	"	" DAVE 0899	98880 41340		
4039	3-16-10	12:10	Stan Palmer	Steve #62	98820 41,440	1997	

PLEASE OBEY STOP SIGNS @ RR CROSSING - TRAIN+RAIL MTCE EQUIPMENT HAVE THE RIGHT OF WAY

*** * * REMEMBER 25 MPH MAX SPEED THRU RESIDENTIAL AREAS * * ***

TRUCK LOG SHEET

Ctrl #	DATE	TIME	CUSTOMER	HAULER, DRIVER & TRUCK#	GROSS/TARE WGT (LBS)	TICKET #	SYSTEM ID# (OFFICE USE ONLY)
4040	3-16	12:30	STAN PALMER	MARK F. #61	109180-43600	1998	
4041	"	12:38	" "	Oliver #38	104,220 41700	1999	
4042	3-16-10	1:10	SCHMITZER	WILKINS Tommy D8-100	99840 40340		
4043							
4044							
4045							
4046							
4047							
4048							
4049							
4050							
4051							
4052							
4053							
4054							
4055							
4056							
4057							
4058							
4059							
4060							
4061							
4062							

PLEASE OBEY STOP SIGNS @ RR CROSSING - TRAIN+RAIL MTCE EQUIPMENT HAVE THE RIGHT OF WAY

*** * * REMEMBER 25 MPH MAX SPEED THRU RESIDENTIAL AREAS * * ***

94831893

TICKET NUMBER

CAT SCALE

CERTIFIED AUTOMATED TRUCK SCALE

CAT SCALE COMPANY
P.O. BOX 630
WALCOTT, IA 52773
(563) 284-6263
www.catscale.com

THE CAT SCALE GUARANTEE

The CAT Scale Company **GUARANTEES** that our scales will give an accurate weight. What makes us different from other scale companies is that we back up our guarantee with cash.©

IF YOU SHOULD GET AN OVERWEIGHT FINE, YOU SHOULD DO THE FOLLOWING TO GET THE PROBLEM RESOLVED:

1) Post bond and request a court date.
2) Call CAT Scale Company direct 24 hours a day at 1-877-CAT-SCALE (toll free).
3) IMMEDIATELY send a copy of the citation, CAT Scale ticket, your name, company, address, and phone number to CAT Scale Company Attn: Operations Manager.

THANK YOU FOR WEIGHING ON CAT SCALE!

The four weights shown below are separate weights. The TOTAL WEIGHT was weighed on a full length platform scale. **AXLE WEIGHTS CAN NOT BE CERTIFIED** and are **NOT LEGAL FOR TRADE, however, CAT SCALE COMPANY GUARANTEES THESE WEIGHTS TO BE CORRECT.**

DATE: 3-11-2010

SCALE LOCATION: 278 GEE-CEE'S TRUCKSTOP I-5 AND EXIT 57 TOLEDO WA

STEER AXLE	18620 lb
DRIVE AXLE	36020 lb
TRAILER AXLE	39200 lb
TOTAL WEIGHT	93840 lb

(41,440 Tare)

821

94831893 COMPANY STAN PALMER CONST TRACTOR # 62 TRAILER # 62T

WEIGHER'S SIGNATURE: Tia Ward TIA WARD FEE: 9.00 FULL WEIGH TICKET # (IF REWEIGH)

ONLY CERTIFIED WEIGHTS APPEAR BELOW THIS LINE

CERTIFIED WEIGHTS (imprint seal)

GROSS

TARE

NET

Weyerhaeuser Company
Integrated Waste Management
Material Recovery / Transfer Facility
PO Box 188
Longview, WA 98632
(206) 578-4414

WEIGHMASTER CERTIFICATE

This is to certify that the following described commodity was weighed, measured, or counted by a Weighmaster, whose signature is on this Certificate, who is a recognized authority of accuracy, as prescribed by State Law.

COMMODITY WEIGHED: FREIGHT ALL KINDS

REMARKS:

TRACTOR LICENSE # TRACTOR #

TRAILER LICENSE # TRAILER #

TRAILER LICENSE # TRAILER #

WEIGH NUMBER 1893

NAME OF WEIGHMASTER (print):

WEIGHMASTER SIGNATURE:

© CAT SCALE COMPANY® 12/ (WA)

94831899

TICKET NUMBER

CAT SCALE

CERTIFIED AUTOMATED TRUCK SCALE

CAT SCALE COMPANY
P.O. BOX 630
WALCOTT, IA 52773
(563) 284-6263
www.catscale.com

THE CAT SCALE GUARANTEE

The CAT Scale Company **GUARANTEES** that our scales will give an accurate weight. What makes us different from other scale companies is that we back up our guarantee with cash.©

IF YOU SHOULD GET AN OVERWEIGHT FINE, YOU SHOULD DO THE FOLLOWING TO GET THE PROBLEM RESOLVED:

1) Post bond and request a court date.
2) Call CAT Scale Company direct 24 hours a day at 1-877-CAT-SCALE (toll free).
3) IMMEDIATELY send a copy of the citation, CAT Scale ticket, your name, company, address, and phone number to CAT Scale Company Attn: Operations Manager.

THANK YOU FOR WEIGHING ON CAT SCALE!

The four weights shown below are separate weights. The TOTAL WEIGHT was weighed on a full length platform scale. **AXLE WEIGHTS CAN NOT BE CERTIFIED** and are **NOT LEGAL FOR TRADE, however, CAT SCALE COMPANY GUARANTEES THESE WEIGHTS TO BE CORRECT.**

DATE: 3-11-2010

SCALE LOCATION: 278 GEE-CEE'S TRUCKSTOP I-5 AND EXIT 57 TOLEDO WA

STEER AXLE	19360 lb
DRIVE AXLE	39480 lb
TRAILER AXLE	49080 lb
TOTAL WEIGHT	107920 lb

(41,440 Tare)

1145

94831899 COMPANY STAN PALMER CONST TRACTOR # 62 TRAILER # 62T

WEIGHER'S SIGNATURE: Tia Ward TIA WARD FEE: 9.00 FULL WEIGH TICKET # (IF REWEIGH)

ONLY CERTIFIED WEIGHTS APPEAR BELOW THIS LINE

CERTIFIED WEIGHTS (imprint seal)

GROSS

TARE

NET

WEIGHMASTER CERTIFICATE

This is to certify that the following described commodity was weighed, measured, or counted by a Weighmaster, whose signature is on this Certificate, who is a recognized authority of accuracy, as prescribed by State Law.

COMMODITY WEIGHED: FREIGHT ALL KINDS

REMARKS:

TRACTOR LICENSE # TRACTOR #

TRAILER LICENSE # TRAILER #

TRAILER LICENSE # TRAILER #

WEIGH NUMBER 1899

NAME OF WEIGHMASTER (print):

WEIGHMASTER SIGNATURE:

© CAT SCALE COMPANY® 12/ (WA)

94831921

TICKET NUMBER

CAT SCALE

CERTIFIED AUTOMATED TRUCK SCALE

CAT SCALE COMPANY
P.O. BOX 630
WALCOTT, IA 52773
(563) 284-6263
www.catscale.com

837

94831921

THE CAT SCALE GUARANTEE

The CAT Scale Company **GUARANTEES** that our scales will give an accurate weight. What makes us different from other scale companies is that we back up our guarantee with cash.©

IF YOU SHOULD GET AN OVERWEIGHT FINE, YOU SHOULD DO THE FOLLOWING TO GET THE PROBLEM RESOLVED:

1) Post bond and request a court date.
2) Call CAT Scale Company direct 24 hours a day at 1-877-CAT-SCALE (toll free).
3) IMMEDIATELY send a copy of the citation, CAT Scale ticket, your name, company, address, and phone number to CAT Scale Company Attn: Operations Manager.

THANK YOU FOR WEIGHING ON CAT SCALE!

The four weights shown below are separate weights. The TOTAL WEIGHT was weighed on a full length platform scale. **AXLE WEIGHTS CAN NOT BE CERTIFIED** and are **NOT LEGAL FOR TRADE, however, CAT SCALE COMPANY GUARANTEES THESE WEIGHTS TO BE CORRECT.**

DATE: 3-12-2010

SCALE LOCATION: 278 GEE-CEE'S TRUCKSTOP I-5 AND EXIT 57 TOLEDO WA

STEER AXLE	17900 LB
DRIVE AXLE	43100 LB
TRAILER AXLE	57000 LB
TOTAL WEIGHT	118000 LB
	(41,440 Tare)

COMPANY STAN PALMER CONST TRACTOR # 62 TRAILER #

WEIGHER'S SIGNATURE: TIA WARD FEE: 9.00 FULL WEIGH TICKET # (IF REWEIGH)

ONLY CERTIFIED WEIGHTS APPEAR BELOW THIS LINE

CERTIFIED WEIGHTS (imprint seal)

GROSS

TARE

NET

WEIGH NUMBER 1921

WEIGHMASTER CERTIFICATE

This is to certify that the following described commodity was weighed, measured, or counted by a Weighmaster, whose signature is on this Certificate, who is a recognized authority of accuracy, as prescribed by State Law.

COMMODITY WEIGHED: FREIGHT ALL KINDS

REMARKS:

TRACTOR LICENSE # TRACTOR #

TRAILER LICENSE # TRAILER #

TRAILER LICENSE # TRAILER #

NAME OF WEIGHMASTER (print):

WEIGHMASTER SIGNATURE:

© CAT SCALE COMPANY* 12((WA)

94831989

TICKET NUMBER

CAT SCALE

CERTIFIED AUTOMATED TRUCK SCALE

CAT SCALE COMPANY
P.O. BOX 630
WALCOTT, IA 52773
(563) 284-6263
www.catscale.com

829

94831989

THE CAT SCALE GUARANTEE

The CAT Scale Company **GUARANTEES** that our scales will give an accurate weight. What makes us different from other scale companies is that we back up our guarantee with cash.©

IF YOU SHOULD GET AN OVERWEIGHT FINE, YOU SHOULD DO THE FOLLOWING TO GET THE PROBLEM RESOLVED:

1) Post bond and request a court date.
2) Call CAT Scale Company direct 24 hours a day at 1-877-CAT-SCALE (toll free).
3) IMMEDIATELY send a copy of the citation, CAT Scale ticket, your name, company, address, and phone number to CAT Scale Company Attn: Operations Manager.

THANK YOU FOR WEIGHING ON CAT SCALE!

The four weights shown below are separate weights. The TOTAL WEIGHT was weighed on a full length platform scale. **AXLE WEIGHTS CAN NOT BE CERTIFIED** and are **NOT LEGAL FOR TRADE, however, CAT SCALE COMPANY GUARANTEES THESE WEIGHTS TO BE CORRECT.**

DATE: 3-16-2010

SCALE LOCATION: 278 GEE-CEE'S TRUCKSTOP I-5 AND EXIT 57 TOLEDO WA

STEER AXLE	26220 LB
DRIVE AXLE	37560 LB
TRAILER AXLE	56980 LB
TOTAL WEIGHT	120760 LB
	(41,440 Tare)

COMPANY PALMER TRACTOR # 52 TRAILER # 521

WEIGHER'S SIGNATURE: TIA WARD FEE: 9.00 FULL WEIGH TICKET # (IF REWEIGH)

ONLY CERTIFIED WEIGHTS APPEAR BELOW THIS LINE

CERTIFIED WEIGHTS (imprint seal)

GROSS

TARE

NET

WEIGH NUMBER 1989

WEIGHMASTER CERTIFICATE

This is to certify that the following described commodity was weighed, measured, or counted by a Weighmaster, whose signature is on this Certificate, who is a recognized authority of accuracy, as prescribed by State Law.

COMMODITY WEIGHED: FREIGHT ALL KINDS

REMARKS:

TRACTOR LICENSE # TRACTOR #

TRAILER LICENSE # TRAILER #

TRAILER LICENSE # TRAILER #

NAME OF WEIGHMASTER (print):

WEIGHMASTER SIGNATURE:

© CAT SCALE COMPANY* 12/ (WA)

94831988

TICKET NUMBER

THE CAT SCALE GUARANTEE

The CAT Scale Company **GUARANTEES** that our scales will give an accurate weight. What makes us different from other scale companies is that we back up our guarantee with cash.©

IF YOU SHOULD GET AN OVERWEIGHT FINE, YOU SHOULD DO THE FOLLOWING TO GET THE PROBLEM RESOLVED:

1) Post bond and request a court date.
2) Call CAT Scale Company direct 24 hours a day at 1-877-CAT-SCALE (toll free).
3) IMMEDIATELY send a copy of the citation, CAT Scale ticket, your name, company, address, and phone number to CAT Scale Company Attn: Operations Manager.

THANK YOU FOR WEIGHING ON CAT SCALE!

CERTIFIED AUTOMATED TRUCK SCALE

CAT SCALE COMPANY
P.O. BOX 630
WALCOTT, IA 52773
(563) 284-6263
www.catscale.com

The four weights shown below are separate weights. The TOTAL WEIGHT was weighed on a full length platform scale. **AXLE WEIGHTS CAN NOT BE CERTIFIED** and are **NOT LEGAL FOR TRADE, however, CAT SCALE COMPANY GUARANTEES THESE WEIGHTS TO BE CORRECT.**

DATE: 3-16-2010

SCALE LOCATION: 278
GEE-CEE'S TRUCKSTOP
I-5 AND EXIT 57
TOLEDO WA

STEER AXLE	20160 lb
DRIVE AXLE	33760 lb
TRAILER AXLE	44880 lb
TOTAL WEIGHT	98800 lb

828
94831988

COMPANY STAN PALMER CONST TRACTOR # 61 TRAILER # 42

WEIGHER'S SIGNATURE: Tia Ward TIA WARD FEE: 9.00 FULL WEIGH TICKET # (IF REWEIGH)

ONLY CERTIFIED WEIGHTS APPEAR BELOW THIS LINE

CERTIFIED WEIGHTS (imprint seal)

GROSS 98800
TARE 43600
NET 55200 - 27.6

WEIGH NUMBER
1988

WEIGHMASTER CERTIFICATE

This is to certify that [illegible] described commodity was weighed, measured, or counted by a Weighm[illegible] whose signature is on this Certificate, who is a recognized authority of accuracy, as prescribed by State Law.

COMMODITY WEIGHED: FREIGHT ALL KINDS
REMARKS:
TRACTOR LICENSE # TRACTOR #
TRAILER LICENSE # TRAILER #
TRAILER LICENSE # TRAILER #

NAME OF WEIGHMASTER (print):
WEIGHMASTER SIGNATURE:

© CAT SCALE COMPANY* 12/
(WA)

94831991

TICKET NUMBER

THE CAT SCALE GUARANTEE

The CAT Scale Company **GUARANTEES** that our scales will give an accurate weight. What makes us different from other scale companies is that we back up our guarantee with cash.©

IF YOU SHOULD GET AN OVERWEIGHT FINE, YOU SHOULD DO THE FOLLOWING TO GET THE PROBLEM RESOLVED:

1) Post bond and request a court date.
2) Call CAT Scale Company direct 24 hours a day at 1-877-CAT-SCALE (toll free).
3) IMMEDIATELY send a copy of the citation, CAT Scale ticket, your name, company, address, and phone number to CAT Scale Company Attn: Operations Manager.

THANK YOU FOR WEIGHING ON CAT SCALE

CERTIFIED AUTOMATED TRUCK SCALE

CAT SCALE COMPANY
P.O. BOX 630
WALCOTT, IA 52773
(563) 284-6263
www.catscale.com

The four weights shown below are separate weights. The TOTAL WEIGHT was weighed on a full length platform scale. **AXLE WEIGHTS CAN NOT BE CERTIFIED** and are **NOT LEGAL FOR TRADE, however, CAT SCALE COMPANY GUARANTEES THESE WEIGHTS TO BE CORRECT.**

DATE: 3-16-2010

SCALE LOCATION: 278
GEE-CEE'S TRUCKSTOP
I-5 AND EXIT 57
TOLEDO WA

STEER AXLE	16440 lb
DRIVE AXLE	40900 lb
TRAILER AXLE	48040 lb
TOTAL WEIGHT	105380 lb

843
94831991

COMPANY STAN PALMER CONST TRACTOR # 38 TRAILER # [illegible]

WEIGHER'S SIGNATURE: Tia Ward TIA WARD FEE: 9.00 FULL WEIGH TICKET # (IF REWEIGH)

ONLY CERTIFIED WEIGHTS APPEAR BELOW THIS LINE

CERTIFIED WEIGHTS (imprint seal)

GROSS 105380
TARE 41700
NET 63680
31.84

WEIGH NUMBER
1991

WEIGHMASTER CERTIFICATE

This is to certify that the following described commodity was weighed, measured, or counted by a Weighmaster, whose signature is on this Certificate, who is a recognized authority of accuracy, as prescribed by State Law.

COMMODITY WEIGHED: FREIGHT ALL KINDS
REMARKS:
TRACTOR LICENSE # TRACTOR #
TRAILER LICENSE # TRAILER #
TRAILER LICENSE # TRAILER #

NAME OF WEIGHMASTER (print):
WEIGHMASTER SIGNATURE:

© CAT SCALE COMPANY* 12

94831997

TICKET NUMBER

CERTIFIED AUTOMATED TRUCK SCALE

CAT SCALE COMPANY
P.O. BOX 630
WALCOTT, IA 52773
(563) 284-6263
www.catscale.com

THE CAT SCALE GUARANTEE

The CAT Scale Company **GUARANTEES** that our scales will give an accurate weight. What makes us different from other scale companies is that we back up our guarantee with cash.©

IF YOU SHOULD GET AN OVERWEIGHT FINE, YOU SHOULD DO THE FOLLOWING TO GET THE PROBLEM RESOLVED:

1) Post bond and request a court date.
2) Call CAT Scale Company direct 24 hours a day at 1-877-CAT-SCALE (toll free).
3) IMMEDIATELY send a copy of the citation, CAT Scale ticket, your name, company, address, and phone number to CAT Scale Company Attn: Operations Manager.

THANK YOU FOR WEIGHING ON CAT SCALE!

The four weights shown below are separate weights. The TOTAL WEIGHT was weighed on a full length platform scale. **AXLE WEIGHTS CAN NOT BE CERTIFIED** and are **NOT LEGAL FOR TRADE**, however **CAT SCALE COMPANY GUARANTEES THESE WEIGHTS TO BE CORRECT.**

DATE 3-15-2010

278

SCALE LOCATION: GEE-CEE'S TRUCKSTOP
I-5 AND EXIT 57
TOLEDO WA

STEER AXLE	18480 lb
DRIVE AXLE	35020 lb
TRAILER AXLE	45320 lb
TOTAL WEIGHT	98820 lb

(41,440 Tare)

1135
94831997

COMPANY — ~~STAN PALMER CONST~~ — TRACTOR # — 62 — TRAILER # — 521

WEIGHER'S SIGNATURE: [signature] FEE: 9.00 FULL WEIGH TICKET # _____ (IF REWEIGH)

ONLY CERTIFIED WEIGHTS APPEAR BELOW THIS LINE

CERTIFIED WEIGHTS (imprint seal)

GROSS

TARE

NET

WEIGH NUMBER
1997

WEIGHMASTER CERTIFICATE

This is to certify that the following described commodity was weighed, measured, or counted by a Weighmaster, whose signature is on this Certificate, who is a recognized authority of accuracy, as prescribed by State Law.

COMMODITY WEIGHED: FREIGHT ALL KINDS

REMARKS: _____

TRACTOR LICENSE # _____ TRACTOR # _____

TRAILER LICENSE # _____ TRAILER # _____

TRAILER LICENSE # _____ TRAILER # _____

NAME OF WEIGHMASTER (print): _____

WEIGHMASTER SIGNATURE: _____

© CAT SCALE COMPANY* 12/
(WA)

94831998

TICKET NUMBER

CAT SCALE

CERTIFIED AUTOMATED TRUCK SCALE

CAT SCALE COMPANY
P.O. BOX 630
WALCOTT, IA 52773
(563) 284-6263
www.catscale.com

1146
94831998

THE CAT SCALE GUARANTEE

The CAT Scale Company **GUARANTEES** that our scales will give an accurate weight. What makes us different from other scale companies is that we back up our guarantee with cash.©

IF YOU SHOULD GET AN OVERWEIGHT FINE, YOU SHOULD DO THE FOLLOWING TO GET THE PROBLEM RESOLVED:

1) Post bond and request a court date.
2) Call CAT Scale Company direct 24 hours a day at 1-877-CAT-SCALE (toll free).
3) IMMEDIATELY send a copy of the citation, CAT Scale ticket, your name, company, address, and phone number to CAT Scale Company Attn: Operations Manager.

THANK YOU FOR WEIGHING ON CAT SCALE!

The four weights shown below are separate weights. The TOTAL WEIGHT was weighed on a full length platform scale. **AXLE WEIGHTS CAN NOT BE CERTIFIED** and are **NOT LEGAL FOR TRADE, however, CAT SCALE COMPANY GUARANTEES THESE WEIGHTS TO BE CORRECT.**

DATE: 3-16-2010

SCALE LOCATION: 278 GEE-CEE'S TRUCKSTOP I-5 AND EXIT 57 TOLEDO WA

STEER AXLE	20440 lb
DRIVE AXLE	36640 lb
TRAILER AXLE	52100 lb
TOTAL WEIGHT	109180 lb

COMPANY STAN PALMER CONST TRACTOR # 61 TRAILER # 42

WEIGHER'S SIGNATURE: Tia Ward TIA WARD FEE: 9.00 FULL WEIGH TICKET # (IF REWEIGH)

ONLY CERTIFIED WEIGHTS APPEAR BELOW THIS LINE

CERTIFIED WEIGHTS (imprint seal)

GROSS 109180

TARE 43600

NET 65580 - 32.7

WEIGH NUMBER 1998

WEIGHMASTER CERTIFICATE

This is to certify that the following described commodity was weighed, measured, or counted by a Weighmaster, whose signature is on this Certificate, who is a recognized authority of accuracy, as prescribed by State Law.

COMMODITY WEIGHED: FREIGHT ALL KINDS

REMARKS:

TRACTOR LICENSE # TRACTOR #

TRAILER LICENSE # TRAILER #

TRAILER LICENSE # TRAILER #

NAME OF WEIGHMASTER (print):

WEIGHMASTER SIGNATURE:

© CAT SCALE COMPANY® 12/ (WA)

94831999

TICKET NUMBER

CAT SCALE

CERTIFIED AUTOMATED TRUCK SCALE

CAT SCALE COMPANY
P.O. BOX 630
WALCOTT, IA 52773
(563) 284-6263
www.catscale.com

THE CAT SCALE GUARANTEE

The CAT Scale Company **GUARANTEES** that our scales will give an accurate weight. What makes us different from other scale companies is that we back up our guarantee with cash.©

IF YOU SHOULD GET AN OVERWEIGHT FINE, YOU SHOULD DO THE FOLLOWING TO GET THE PROBLEM RESOLVED:

1) Post bond and request a court date.
2) Call CAT Scale Company direct 24 hours a day at 1-877-CAT-SCALE (toll free).
3) IMMEDIATELY send a copy of the citation, CAT Scale ticket, your name, company, address, and phone number to CAT Scale Company Attn: Operations Manager.

THANK YOU FOR WEIGHING ON CAT SCALE!

The four weights shown below are separate weights. The TOTAL WEIGHT was weighed on a full length platform scale. **AXLE WEIGHTS CAN NOT BE CERTIFIED** and are **NOT LEGAL FOR TRADE, however, CAT SCALE COMPANY GUARANTEES THESE WEIGHTS TO BE CORRECT.**

DATE: 3-16-2010

SCALE LOCATION: 278 GEE-CEE'S TRUCKSTOP I-5 AND EXIT 57 TOLEDO WA

STEER AXLE	[illegible]
DRIVE AXLE	[illegible]
TRAILER AXLE	[illegible]
TOTAL WEIGHT	[illegible]

COMPANY STAN PALMER CONST TRACTOR # TRAILER #

WEIGHER'S SIGNATURE: Tia Ward TIA WARD FEE: 9.00 FULL WEIGH TICKET # (IF REWEIGH)

ONLY CERTIFIED WEIGHTS APPEAR BELOW THIS LINE

CERTIFIED WEIGHTS (imprint seal)

GROSS [illegible]

TARE 4[illegible]

NET 6[illegible]

31,2[illegible]

WEIGH NUMBER 1999

WEIGHMASTER CERTIFICATE

This is to certify that the following described commodity was weighed, measured, or counted by a Weighmaster, whose signature is on this Certificate, who is a recognized authority of accuracy, as prescribed by State Law.

COMMODITY WEIGHED: [illegible]

REMARKS:

TRACTOR LICENSE # TRACTOR #

TRAILER LICENSE # TRAILER #

TRAILER LICENSE # TRAILER #

Weyerhaeuser Company
Integrated Waste Management
Material Recovery / Transfer Station
PO Box 188
Longview, WA 98632
(206) 579-4618

NAME OF WEIGHMASTER (print):

WEIGHMASTER SIGNATURE:

© CAT SCALE COMPANY® 12/ (WA)

TRUCK LOG SHEET

Ctrl #	DATE	TIME	CUSTOMER	HAULER, DRIVER & TRUCK#	GROSS/TARE WGT (LBS)	TICKET #	SYSTEM ID# (OFFICE USE ONLY)
4049	3-17-10	9:10	Stan Palmer	Steve #62	98,940 41440	2031	
4050	"	9:15	" "	MARK F. #61	104200 43600	2033	
4051	"	9:28	" "	Oliver 38	100780 41700	2035	
4052	3-17-10	11:00	Schnitzer	WILKINS, Stuart 08-103	[illegible] 40500		
4053	"	11:38	" "	WILKINS DAVE 0849	99340 [illegible]		
4054	3-17-10	12:15	Stan Palmer	Steve #62	116420 41440	2040	
4055	"	12:35	"	MARK F. #61	106820 43600	2043	
4056	"	12:55	"	Oliver #38	110 960 41,700	2044	
4057	3-18-10	6:52	Schnitzer	WILKINS, Stuart 08-103	99560 40280		
4058	3-18-10	6:50	" "	[illegible] 08105	104500 41,100		
4059	3-18-10	717	Schnitzer	WILKINS DAVE 0849	102080 41100		
4060	3-18-10	7:40	CDC RECYCLE	JORDAN 841	97640 41,951		
4061	3-18-10	8:25	SCHNITZER	WILKINS Tommy 08-100	102940 40780		
4062	3-18-10	9:00	Stan Palmer	Steve #62	111300 41440	2060	

PLEASE OBEY STOP SIGNS @ RR CROSSING - TRAIN+RAIL MTCE EQUIPMENT HAVE THE RIGHT OF WAY

*** * * REMEMBER 25 MPH MAX SPEED THRU RESIDENTIAL AREAS * * ***

TRUCK LOG SHEET

Ctrl #	DATE	TIME	CUSTOMER	HAULER, DRIVER & TRUCK#	GROSS/TARE WGT (LBS)	TICKET #	SYSTEM ID# (OFFICE USE ONLY)
4063	3-18	9:10	STAN PALMER	MARK F. #61	107720 - 43600	2062	
4064	3/18/10	9:16	"	Oliver #38	109100 41,700	2063	
4065	3-18-10	10:30	Schnitzer	[illegible] BOB 08-105	104920 41340		
4066	3-18-10	11:04	Schnitzer	WILKINS, Stuart 08-103	103680 40980		
4067	"	11:13	"	" DAVE 0899	101800 41360		
4068	3-18-10	12:30	SCHNITZER	WILKINS Tommy 08-100	100520 40560		
4069	"	"	STAN PALMER	MARK F. #61	100780 43600	2069	
4070	5-19-10	12:45	Stan Palmer	Steve #62	106720 41440	2071	
4071	"	12:46	"	Oliver #38	102360 41,700	2070	
4072	3-19-10	7:15	Schnitzer	WILKINS DAVE 0899	101960 41120		
4073	3-19-10	8:15	Schnitzer	WILKINS, Stuart 08-103	102280 [illegible]		
4074	3-19-10	9:00	Stan Palmer	Steve #62	110380 41440	2085	
4075	"	9:05	"	MARK F. #61	106280 43600	2086	
4076	"	9:06	"	Oliver 36	105020 41700	2087	
4077	3-19-10	10:57	Schnitzer	WILKINS DAVE 0899	102700 41400		
4078	3-19-10	12:00	CDL Recycle	JORDAN 841	79,740 41,951	8655	
4079	3-19-10	12:08	Schnitzers	WILKINS, Stuart 08-103	101020 [illegible]		
4080	3-19-10	12:30	Stan Palmer	Steve #62	94640 41440	2094	
4081	"	12:50	Stan Palmer	Oliver #38	103840 41,700	2097	
4082	"	12:55	" "	MARK F. #61	100680 43600	2096	
4083							
4084							
4085							

PLEASE OBEY STOP SIGNS @ RR CROSSING - TRAIN+RAIL MTCE EQUIPMENT HAVE THE RIGHT OF WAY

*** * * REMEMBER 25 MPH MAX SPEED THRU RESIDENTIAL AREAS * * ***

94832031

TICKET NUMBER

CERTIFIED AUTOMATED TRUCK SCALE

CAT SCALE COMPANY
P.O. BOX 630
WALCOTT, IA 52773
(563) 284-6263
www.catscale.com

827
94832031

THE CAT SCALE GUARANTEE

The CAT Scale Company **GUARANTEES** that our scales will give an accurate weight. What makes us different from other scale companies is that we back up our guarantee with cash.©

IF YOU SHOULD GET AN OVERWEIGHT FINE, YOU SHOULD DO THE FOLLOWING TO GET THE PROBLEM RESOLVED:

1) Post bond and request a court date.
2) Call CAT Scale Company direct 24 hours a day at 1-877-CAT-SCALE (toll free).
3) **IMMEDIATELY** send a copy of the citation, CAT Scale ticket, your name, company, address, and phone number to CAT Scale Company Attn: Operations Manager.

THANK YOU FOR WEIGHING ON CAT SCALE!

The four weights shown below are separate weights. The TOTAL WEIGHT was weighed on a full length platform scale. **AXLE WEIGHTS CAN NOT BE CERTIFIED** and are **NOT LEGAL FOR TRADE, however, CAT SCALE COMPANY GUARANTEES THESE WEIGHTS TO BE CORRECT.**

DATE: 3-17-2010

SCALE LOCATION: 278
GEE-CEE'S TRUCKSTOP
I-5 AND EXIT 57
TOLEDO WA

STEER AXLE	23880 lb
DRIVE AXLE	29780 lb
TRAILER AXLE	45280 lb
TOTAL WEIGHT	98940 lb

41,440 Tare

COMPANY STAN PALMER CONST TRACTOR # 52 TRAILER # 42

WEIGHER'S SIGNATURE: TIA WARD FEE: 9.00 FULL WEIGH TICKET # _____ (IF REWEIGH)

ONLY CERTIFIED WEIGHTS APPEAR BELOW THIS LINE

CERTIFIED WEIGHTS (imprint seal)

GROSS

TARE

NET

WEIGH NUMBER
2031

WEIGHMASTER CERTIFICATE

This is to certify that the following described commodity was weighed, measured, or counted by a Weighmaster, whose signature is on this Certificate, who is a recognized authority of accuracy, as prescribed by State Law.

COMMODITY WEIGHED: FREIGHT ALL KINDS
REMARKS: _____
TRACTOR LICENSE # _____ TRACTOR # _____
TRAILER LICENSE # _____ TRAILER # _____
TRAILER LICENSE # _____ TRAILER # _____
NAME OF WEIGHMASTER (print): _____
WEIGHMASTER SIGNATURE: _____

© CAT SCALE COMPANY® 12/ (WA)

94832033

TICKET NUMBER

CERTIFIED AUTOMATED TRUCK SCALE

CAT SCALE COMPANY
P.O. BOX 630
WALCOTT, IA 52773
(563) 284-6263
www.catscale.com

838
94832033

THE CAT SCALE GUARANTEE

The CAT Scale Company **GUARANTEES** that our scales will give an accurate weight. What makes us different from other scale companies is that we back up our guarantee with cash.©

IF YOU SHOULD GET AN OVERWEIGHT FINE, YOU SHOULD DO THE FOLLOWING TO GET THE PROBLEM RESOLVED:

1) Post bond and request a court date.
2) Call CAT Scale Company direct 24 hours a day at 1-877-CAT-SCALE (toll free).
3) **IMMEDIATELY** send a copy of the citation, CAT Scale ticket, your name, company, address, and phone number to CAT Scale Company Attn: Operations Manager.

THANK YOU FOR WEIGHING ON CAT SCALE!

The four weights shown below are separate weights. The TOTAL WEIGHT was weighed on a full length platform scale. **AXLE WEIGHTS CAN NOT BE CERTIFIED** and are **NOT LEGAL FOR TRADE, however, CAT SCALE COMPANY GUARANTEES THESE WEIGHTS TO BE CORRECT.**

DATE: 3-17-2010

SCALE LOCATION: 278
GEE-CEE'S TRUCKSTOP
I-5 AND EXIT 57
TOLEDO WA

STEER AXLE	20220 lb
DRIVE AXLE	34980 lb
TRAILER AXLE	49000 lb
TOTAL WEIGHT	104200 lb

COMPANY STAN PALMER CONST TRACTOR # 51 TRAILER # 42

WEIGHER'S SIGNATURE: RACHEL WALLACE FEE: 9.00 FULL WEIGH TICKET # _____ (IF REWEIGH)

ONLY CERTIFIED WEIGHTS APPEAR BELOW THIS LINE

CERTIFIED WEIGHTS (imprint seal)

GROSS 104200
TARE 43600
NET 60600-30.3

WEIGH NUMBER
2033

WEIGHMASTER CERTIFICATE

This is to certify that the following described commodity was weighed, measured, or counted by a Weighmaster, whose signature is on this Certificate, who is a recognized authority of accuracy, as prescribed by State Law.

COMMODITY WEIGHED: FREIGHT ALL KINDS
REMARKS: _____
TRACTOR LICENSE # _____ TRACTOR # _____
TRAILER LICENSE # _____ TRAILER # _____
TRAILER LICENSE # _____ TRAILER # _____
NAME OF WEIGHMASTER (print): _____
WEIGHMASTER SIGNATURE: _____

© CAT SCALE COMPANY® 12/

94832035

TICKET NUMBER

CERTIFIED AUTOMATED TRUCK SCALE

CAT SCALE COMPANY
P.O. BOX 630
WALCOTT, IA 52773
(563) 284-6263
www.catscale.com



THE CAT SCALE GUARANTEE

The CAT Scale Company **GUARANTEES** that our scales will give an accurate weight. What makes us different from other scale companies is that we back up our guarantee with cash.©

IF YOU SHOULD GET AN OVERWEIGHT FINE, YOU SHOULD DO THE FOLLOWING TO GET THE PROBLEM RESOLVED:

1) Post bond and request a court date.
2) Call CAT Scale Company direct 24 hours a day at 1-877-CAT-SCALE (toll free).
3) IMMEDIATELY send a copy of the citation, CAT Scale ticket, your name, company, address, and phone number to CAT Scale Company Attn: Operations Manager.

THANK YOU FOR WEIGHING ON CAT SCALE!

The four weights shown below are separate weights. The TOTAL WEIGHT was weighed on a full length platform scale. **AXLE WEIGHTS CAN NOT BE CERTIFIED** and are **NOT LEGAL FOR TRADE, however, CAT SCALE COMPANY GUARANTEES THESE WEIGHTS TO BE CORRECT.**

DATE: 3-17-2010

SCALE LOCATION: 278 GEE-CEE'S TRUCKSTOP I-5 AND EXIT 57 TOLEDO WA

STEER AXLE	
DRIVE AXLE	
TRAILER AXLE	
TOTAL WEIGHT	

COMPANY _____ TRACTOR # _____ TRAILER # _____

WEIGHER'S SIGNATURE: _____ FEE: _____ FULL WEIGH TICKET # _____ (IF REWEIGH)

RACHEL WALKER

ONLY CERTIFIED WEIGHTS APPEAR BELOW THIS LINE

CERTIFIED WEIGHTS (imprint seal)

GROSS

TARE

NET

WEIGH NUMBER 2035

WEIGHMASTER CERTIFICATE

This is to certify that the following described commodity was weighed, measured, or counted by a Weighmaster, whose signature is on this Certificate, who is a recognized authority of accuracy, as prescribed by State Law.

COMMODITY WEIGHED: _____

REMARKS: _____

TRACTOR LICENSE # _____ TRACTOR # _____

TRAILER LICENSE # _____ TRAILER # _____

TRAILER LICENSE # _____ TRAILER # _____

NAME OF WEIGHMASTER (print): _____

WEIGHMASTER SIGNATURE: _____

Weyerhaeuser Company
Integrated Waste Management
Material Recovery / Transfer Facility
PO Box 149
Longview, WA 98632
(206) 577-3455

© CAT SCALE COMPANY® 12/0 (WA)

94832040

TICKET NUMBER

CERTIFIED AUTOMATED TRUCK SCALE

CAT SCALE COMPANY
P.O. BOX 630
WALCOTT, IA 52773
(563) 284-6263
www.catscale.com

1137
94832040

THE CAT SCALE GUARANTEE

The CAT Scale Company **GUARANTEES** that our scales will give an accurate weight. What makes us different from other scale companies is that we back up our guarantee with cash.©

IF YOU SHOULD GET AN OVERWEIGHT FINE, YOU SHOULD DO THE FOLLOWING TO GET THE PROBLEM RESOLVED:

1) Post bond and request a court date.
2) Call CAT Scale Company direct 24 hours a day at 1-877-CAT-SCALE (toll free).
3) IMMEDIATELY send a copy of the citation, CAT Scale ticket, your name, company, address, and phone number to CAT Scale Company Attn: Operations Manager.

THANK YOU FOR WEIGHING ON CAT SCALE!

The four weights shown below are separate weights. The TOTAL WEIGHT was weighed on a full length platform scale. **AXLE WEIGHTS CAN NOT BE CERTIFIED** and are **NOT LEGAL FOR TRADE, however, CAT SCALE COMPANY GUARANTEES THESE WEIGHTS TO BE CORRECT.**

DATE: 3-17-2010

SCALE LOCATION: 278 GEE-CEE'S TRUCKSTOP I-5 AND EXIT 57 TOLEDO WA

STEER AXLE	20060 lb
DRIVE AXLE	41460 lb
TRAILER AXLE	54900 lb
TOTAL WEIGHT	116420 lb

41,440 Tare

COMPANY STAN PALMER CONST TRACTOR # 62 TRAILER # 62

WEIGHER'S SIGNATURE: TIA WARD FEE: 9.00 FULL WEIGH TICKET # _____ (IF REWEIGH)

ONLY CERTIFIED WEIGHTS APPEAR BELOW THIS LINE

CERTIFIED WEIGHTS (imprint seal)

GROSS

TARE

NET

WEIGH NUMBER 2040

WEIGHMASTER CERTIFICATE

This is to certify that the following described commodity was weighed, measured, or counted by a Weighmaster, whose signature is on this Certificate, who is a recognized authority of accuracy, as prescribed by State Law.

COMMODITY WEIGHED: FREIGHT ALL KINDS

REMARKS: _____

TRACTOR LICENSE # _____ TRACTOR # _____

TRAILER LICENSE # _____ TRAILER # _____

TRAILER LICENSE # _____ TRAILER # _____

NAME OF WEIGHMASTER (print): _____

WEIGHMASTER SIGNATURE: _____

© CAT SCALE COMPANY® 12/0 (WA)

94832043

TICKET NUMBER

CAT SCALE

CERTIFIED AUTOMATED TRUCK SCALE

CAT SCALE COMPANY
P.O. BOX 630
WALCOTT, IA 52773
(563) 284-6263
www.catscale.com

1159

94832043

THE CAT SCALE GUARANTEE

The CAT Scale Company **GUARANTEES** that our scales will give an accurate weight. What makes us different from other scale companies is that we back up our guarantee with cash.©

IF YOU SHOULD GET AN OVERWEIGHT FINE, YOU SHOULD DO THE FOLLOWING TO GET THE PROBLEM RESOLVED:

1) Post bond and request a court date.
2) Call CAT Scale Company direct 24 hours a day at 1-877-CAT-SCALE (toll free).
3) IMMEDIATELY send a copy of the citation, CAT Scale ticket, your name, company, address, and phone number to CAT Scale Company Attn: Operations Manager.

THANK YOU FOR WEIGHING ON CAT SCALE!

The four weights shown below are separate weights. The TOTAL WEIGHT was weighed on a full length platform scale. **AXLE WEIGHTS CAN NOT BE CERTIFIED** and are **NOT LEGAL FOR TRADE, however, CAT SCALE COMPANY GUARANTEES THESE WEIGHTS TO BE CORRECT.**

DATE: 3-17-2010

SCALE LOCATION: 278 GEE-CEE'S TRUCKSTOP I-5 AND EXIT 57 TOLEDO WA

STEER AXLE	20840 lb
DRIVE AXLE	36200 lb
TRAILER AXLE	49780 lb
TOTAL WEIGHT	106820 lb

COMPANY STAN PALMER CONST TRACTOR # 61 TRAILER # 42

WEIGHER'S SIGNATURE: Tia Ward TIA WARD FEE: 9.00 FULL WEIGH TICKET # (IF REWEIGH)

ONLY CERTIFIED WEIGHTS APPEAR BELOW THIS LINE

CERTIFIED WEIGHTS (imprint seal)

GROSS 106820

TARE 43600

NET 63220 - 31.6

WEIGH NUMBER 2043

Integrated Waste Management
Material Recovery / Transfer Facility
PO Box 188
Longview, WA 98632
(206) 578-4616

WEIGHMASTER CERTIFICATE

This is to certify that the following described commodity was weighed, measured, or counted by a Weighmaster, whose signature is on this Certificate, who is a recognized authority of accuracy, as prescribed by State Law.

COMMODITY WEIGHED: FREIGHT ALL KINDS

REMARKS:

TRACTOR LICENSE # TRACTOR #

TRAILER LICENSE # TRAILER #

TRAILER LICENSE # TRAILER #

NAME OF WEIGHMASTER (print):

WEIGHMASTER SIGNATURE:

© CAT SCALE COMPANY® 12/0 (WA)

94832044

TICKET NUMBER

CAT SCALE

CERTIFIED AUTOMATED TRUCK SCALE

CAT SCALE COMPANY
P.O. BOX 630
WALCOTT, IA 52773
(563) 284-6263
www.catscale.com

1216

94832044

THE CAT SCALE GUARANTEE

The CAT Scale Company **GUARANTEES** that our scales will give an accurate weight. What makes us different from other scale companies is that we back up our guarantee with cash.©

IF YOU SHOULD GET AN OVERWEIGHT FINE, YOU SHOULD DO THE FOLLOWING TO GET THE PROBLEM RESOLVED:

1) Post bond and request a court date.
2) Call CAT Scale Company direct 24 hours a day at 1-877-CAT-SCALE (toll free).
3) IMMEDIATELY send a copy of the citation, CAT Scale ticket, your name, company, address, and phone number to CAT Scale Company Attn: Operations Manager.

THANK YOU FOR WEIGHING ON CAT SCALE

The four weights shown below are separate weights. The TOTAL WEIGHT was weighed on a full length platform scale. **AXLE WEIGHTS CAN NOT BE CERTIFIED** and are **NOT LEGAL FOR TRADE, however, CAT SCALE COMPANY GUARANTEES THESE WEIGHTS TO BE CORRECT.**

DATE: 3-17-2010

SCALE LOCATION: 278 GEE-CEE'S TRUCKSTOP I-5 AND EXIT 57 TOLEDO WA

STEER AXLE	15660 lb
DRIVE AXLE	42280 lb
TRAILER AXLE	52920 lb
TOTAL WEIGHT	110860 lb

COMPANY STAN PALMER CONST TRACTOR # 38 TRAILER # 39

WEIGHER'S SIGNATURE: Tia Ward TIA WARD FEE: 9.00 FULL WEIGH TICKET # (IF REWEIGH)

ONLY CERTIFIED WEIGHTS APPEAR BELOW THIS LINE

CERTIFIED WEIGHTS (imprint seal)

GROSS 110860

TARE 41,700

NET 68,160

34.08

WEIGH NUMBER 2044

WEIGHMASTER CERTIFICATE

This is to certify that the following described commodity was weighed, measured, or counted by a Weighmaster, whose signature is on this Certificate, who is a recognized authority of accuracy, as prescribed by State Law.

Weyerhaeuser Company
Integrated Waste Management
Material Recovery / Transfer Facility
PO Box 188
Longview, WA 98632
(206) 578-4616

COMMODITY WEIGHED: FREIGHT ALL KINDS

REMARKS:

TRACTOR LICENSE # TRACTOR #

TRAILER LICENSE # TRAILER #

TRAILER LICENSE # TRAILER #

NAME OF WEIGHMASTER (print):

WEIGHMASTER SIGNATURE:

© CAT SCALE COMPANY® 12

94832060

TICKET NUMBER

THE CAT SCALE GUARANTEE

The CAT Scale Company **GUARANTEES** that our scales will give an accurate weight. What makes us different from other scale companies is that we back up our guarantee with cash.©

IF YOU SHOULD GET AN OVERWEIGHT FINE, YOU SHOULD DO THE FOLLOWING TO GET THE PROBLEM RESOLVED:

1) Post bond and request a court date.
2) Call CAT Scale Company direct 24 hours a day at 1-877-CAT-SCALE (toll free).
3) IMMEDIATELY send a copy of the citation, CAT Scale ticket, your name, company, address, and phone number to CAT Scale Company Attn: Operations Manager.

THANK YOU FOR WEIGHING ON CAT SCALE

CERTIFIED AUTOMATED TRUCK SCALE

CAT SCALE COMPANY
P.O. BOX 630
WALCOTT, IA 52773
(563) 284-6263
www.catscale.com

817
94832060

The four weights shown below are separate weights. The TOTAL WEIGHT was weighed on a full length platform scale. **AXLE WEIGHTS CAN NOT BE CERTIFIED** and are **NOT LEGAL FOR TRADE, however, CAT SCALE COMPANY GUARANTEES THESE WEIGHTS TO BE CORRECT.**

DATE: 3-18-2010

SCALE LOCATION: 278
GEE-CEE'S TRUCKSTOP
I-5 AND EXIT 57
TOLEDO WA

STEER AXLE	22920 lb
DRIVE AXLE	32860 lb
TRAILER AXLE	55520 lb
TOTAL WEIGHT	111300 lb

41,440 Tare

COMPANY STAN PALMER CONST TRACTOR # 62 TRAILER # 42

WEIGHER'S SIGNATURE: RACHEL WALLACE FEE: 9.00 FULL WEIGH TICKET # (IF REWEIGH)

ONLY CERTIFIED WEIGHTS APPEAR BELOW THIS LINE

CERTIFIED WEIGHTS (imprint seal)

GROSS

TARE

NET

WEIGH NUMBER
2060

WEIGHMASTER CERTIFICATE

This is to certify that the following described commodity was weighed, measured, or counted by a Weighmaster, whose signature is on this Certificate, who is a recognized authority of accuracy, as prescribed by State Law.

COMMODITY WEIGHED: FREIGHT ALL KINDS
REMARKS:
TRACTOR LICENSE # TRACTOR #
TRAILER LICENSE # TRAILER #
TRAILER LICENSE # TRAILER #
NAME OF WEIGHMASTER (print):
WEIGHMASTER SIGNATURE:

© CAT SCALE COMPANY® 12/0 (WA)

94832062

TICKET NUMBER

THE CAT SCALE GUARANTEE

The CAT Scale Company **GUARANTEES** that our scales will give an accurate weight. What makes us different from other scale companies is that we back up our guarantee with cash.©

IF YOU SHOULD GET AN OVERWEIGHT FINE, YOU SHOULD DO THE FOLLOWING TO GET THE PROBLEM RESOLVED:

1) Post bond and request a court date.
2) Call CAT Scale Company direct 24 hours a day at 1-877-CAT-SCALE (toll free).
3) IMMEDIATELY send a copy of the citation, CAT Scale ticket, your name, company, address, and phone number to CAT Scale Company Attn: Operations Manager.

THANK YOU FOR WEIGHING ON CAT SCALE!

CERTIFIED AUTOMATED TRUCK SCALE

CAT SCALE COMPANY
P.O. BOX 630
WALCOTT, IA 52773
(563) 284-6263
www.catscale.com

827
94832062

The four weights shown below are separate weights. The TOTAL WEIGHT was weighed on a full length platform scale. **AXLE WEIGHTS CAN NOT BE CERTIFIED** and are **NOT LEGAL FOR TRADE, however, CAT SCALE COMPANY GUARANTEES THESE WEIGHTS TO BE CORRECT.**

DATE: 3-18-2010

SCALE LOCATION: 278
GEE-CEE'S TRUCKSTOP
I-5 AND EXIT 57
TOLEDO WA

STEER AXLE	20100 lb
DRIVE AXLE	37240 lb
TRAILER AXLE	50380 lb
TOTAL WEIGHT	107720 lb

COMPANY STAN PALMER CONST TRACTOR # 61 TRAILER # 42

WEIGHER'S SIGNATURE: TIA WARD FEE: 9.00 FULL WEIGH TICKET # (IF REWEIGH)

ONLY CERTIFIED WEIGHTS APPEAR BELOW THIS LINE

CERTIFIED WEIGHTS (imprint seal)

GROSS 107720

TARE 43600

NET 64120 - 32.0

WEIGH NUMBER
2062

WEIGHMASTER CERTIFICATE

This is to certify that the following described commodity was weighed, measured, or counted by a Weighmaster, whose signature is on this Certificate, who is a recognized authority of accuracy, as prescribed by State Law.

COMMODITY WEIGHED: FREIGHT ALL KINDS
REMARKS:
TRACTOR LICENSE # TRACTOR #
TRAILER LICENSE # TRAILER #
TRAILER LICENSE # TRAILER #
NAME OF WEIGHMASTER (print):

© CAT SCALE COMPANY® 1

94832063

TICKET NUMBER

CERTIFIED AUTOMATED TRUCK SCALE

CAT SCALE COMPANY
P.O. BOX 630
WALCOTT, IA 52773
(563) 284-6263
www.catscale.com

THE CAT SCALE GUARANTEE

The CAT Scale Company **GUARANTEES** that our scales will give an accurate weight. What makes us different from other scale companies is that we back up our guarantee with cash.©

IF YOU SHOULD GET AN OVERWEIGHT FINE, YOU SHOULD DO THE FOLLOWING TO GET THE PROBLEM RESOLVED:

1) Post bond and request a court date.
2) Call CAT Scale Company direct 24 hours a day at 1-877-CAT-SCALE (toll free).
3) IMMEDIATELY send a copy of the citation, CAT Scale ticket, your name, company, address, and phone number to CAT Scale Company Attn: Operations Manager.

THANK YOU FOR WEIGHING ON CAT SCALE!

The four weights shown below are separate weights. The TOTAL WEIGHT was weighed on a full length platform scale. **AXLE WEIGHTS CAN NOT BE CERTIFIED** and are **NOT LEGAL FOR TRADE, however, CAT SCALE COMPANY GUARANTEES THESE WEIGHTS TO BE CORRECT.**

DATE: 3-18-2010

SCALE LOCATION: 278 GEE-CEE'S TRUCKSTOP I-5 AND EXIT 57 TOLEDO WA

STEER AXLE	
DRIVE AXLE	
TRAILER AXLE	
TOTAL WEIGHT	

COMPANY STAN PALMER CONST TRACTOR # _____ TRAILER # _____

WEIGHER'S SIGNATURE: Tia Ward TIA WARD FEE: _____ FULL WEIGH TICKET # _____ (IF REWEIGH)

ONLY CERTIFIED WEIGHTS APPEAR BELOW THIS LINE

CERTIFIED WEIGHTS (imprint seal)

GROSS _____

TARE _____

NET 67400

33.70

WEIGH NUMBER 2053

WEIGHMASTER CERTIFICATE

This is to certify that the following described commodity was weighed, measured, or counted by a Weighmaster, whose signature is on this Certificate, who is a recognized authority of accuracy, as prescribed by State Law.

Weyerhaeuser Company
Integrated Waste Management
Material Recovery / Transfer Facility
PO Box 188
Longview, WA 98632
(360) 578-4616

COMMODITY WEIGHED: _____

REMARKS: _____

TRACTOR LICENSE # _____ TRACTOR # _____

TRAILER LICENSE # _____ TRAILER # _____

TRAILER LICENSE # _____ TRAILER # _____

NAME OF WEIGHMASTER (print): _____

WEIGHMASTER SIGNATURE: _____

© CAT SCALE COMPANY® 12/ (WA)

94832069

TICKET NUMBER

CERTIFIED AUTOMATED TRUCK SCALE

CAT SCALE COMPANY
P.O. BOX 630
WALCOTT, IA 52773
(563) 284-6263
www.catscale.com

1142
94832069

THE CAT SCALE GUARANTEE

The CAT Scale Company **GUARANTEES** that our scales will give an accurate weight. What makes us different from other scale companies is that we back up our guarantee with cash.©

IF YOU SHOULD GET AN OVERWEIGHT FINE, YOU SHOULD DO THE FOLLOWING TO GET THE PROBLEM RESOLVED:

1) Post bond and request a court date.
2) Call CAT Scale Company direct 24 hours a day at 1-877-CAT-SCALE (toll free).
3) IMMEDIATELY send a copy of the citation, CAT Scale ticket, your name, company, address, and phone number to CAT Scale Company Attn: Operations Manager.

THANK YOU FOR WEIGHING ON CAT SCALE!

The four weights shown below are separate weights. The TOTAL WEIGHT was weighed on a full length platform scale. **AXLE WEIGHTS CAN NOT BE CERTIFIED** and are **NOT LEGAL FOR TRADE, however, CAT SCALE COMPANY GUARANTEES THESE WEIGHTS TO BE CORRECT.**

DATE: 3-18-2010

SCALE LOCATION: 278 GEE-CEE'S TRUCKSTOP I-5 AND EXIT 57 TOLEDO WA

STEER AXLE	19980 lb
DRIVE AXLE	34860 lb
TRAILER AXLE	45940 lb
TOTAL WEIGHT	100780 lb

COMPANY STAN PALMER CONST TRACTOR # 61 TRAILER # 42

WEIGHER'S SIGNATURE: Tia Ward TIA WARD FEE: 9.00 FULL WEIGH TICKET # _____ (IF REWEIGH)

ONLY CERTIFIED WEIGHTS APPEAR BELOW THIS LINE

CERTIFIED WEIGHTS (imprint seal)

GROSS 100780

TARE 43600

NET 57180-28.5

WEIGH NUMBER 2069

WEIGHMASTER CERTIFICATE

This is to certify that the following described commodity was weighed, measured, or counted by a Weighmaster, whose signature is on this Certificate, who is a recognized authority of accuracy, as prescribed by State Law.

Weyerhaeuser Company
Integrated Waste Management
Material Recovery / Transfer Facility
PO Box 188
Longview, WA 98632
(360) 578-4616

COMMODITY WEIGHED: FREIGHT ALL KINDS

REMARKS: _____

TRACTOR LICENSE # _____ TRACTOR # _____

TRAILER LICENSE # _____ TRAILER # _____

TRAILER LICENSE # _____ TRAILER # _____

NAME OF WEIGHMASTER (print): _____

WEIGHMASTER SIGNATURE: _____

© CAT SCALE COMPANY® 12/ (WA)

94832071

TICKET NUMBER

CERTIFIED AUTOMATED TRUCK SCALE

CAT SCALE COMPANY
P.O. BOX 630
WALCOTT, IA 52773
(563) 284-6263
www.catscale.com

1203
94832071

THE CAT SCALE GUARANTEE

The CAT Scale Company **GUARANTEES** that our scales will give an accurate weight. What makes us different from other scale companies is that we back up our guarantee with cash.©

IF YOU SHOULD GET AN OVERWEIGHT FINE, YOU SHOULD DO THE FOLLOWING TO GET THE PROBLEM RESOLVED:

1) Post bond and request a court date.
2) Call CAT Scale Company direct 24 hours a day at 1-877-CAT-SCALE (toll free).
3) IMMEDIATELY send a copy of the citation, CAT Scale ticket, your name, company, address, and phone number to CAT Scale Company Attn: Operations Manager.

THANK YOU FOR WEIGHING ON CAT SCALE!

The four weights shown below are separate weights. The TOTAL WEIGHT was weighed on a full length platform scale. **AXLE WEIGHTS CAN NOT BE CERTIFIED** and are **NOT LEGAL FOR TRADE, however, CAT SCALE COMPANY GUARANTEES THESE WEIGHTS TO BE CORRECT.**

DATE: 3-18-2010

SCALE LOCATION: 278
GEE-CEE'S TRUCKSTOP
I-5 AND EXIT 57
TOLEDO WA

STEER AXLE	21440 LB
DRIVE AXLE	34700 LB
TRAILER AXLE	49580 LB
TOTAL WEIGHT	106720 LB

41,440 tare

Weyerhaeuser Company
Integrated Waste Management
Material Recovery / Transfer Facility
PO Box 188
Longview, WA 98632
(206) 578-4616

COMPANY STAN PALMER CONST TRACTOR # 62 TRAILER # 62

WEIGHER'S SIGNATURE: TIA WARD FEE: 9.00 FULL WEIGH TICKET # (IF REWEIGH)

ONLY CERTIFIED WEIGHTS APPEAR BELOW THIS LINE

CERTIFIED WEIGHTS (imprint seal)

GROSS

TARE

NET

WEIGH NUMBER
2071

WEIGHMASTER CERTIFICATE

This is to certify that the following described commodity was weighed, measured, or counted by a Weighmaster, whose signature is on this Certificate, who is a recognized authority of accuracy, as prescribed by State Law.

COMMODITY WEIGHED: FREIGHT ALL KINDS
REMARKS:
TRACTOR LICENSE # TRACTOR #
TRAILER LICENSE # TRAILER #
TRAILER LICENSE # TRAILER #

NAME OF WEIGHMASTER (print):
WEIGHMASTER SIGNATURE:

© CAT SCALE COMPANY® 12/ (WA)

94832070

TICKET NUMBER

CERTIFIED AUTOMATED TRUCK SCALE

CAT SCALE COMPANY
P.O. BOX 630
WALCOTT, IA 52773
(563) 284-6263
www.catscale.com

THE CAT SCALE GUARANTEE

The CAT Scale Company **GUARANTEES** that our scales will give an accurate weight. What makes us different from other scale companies is that we back up our guarantee with cash.©

IF YOU SHOULD GET AN OVERWEIGHT FINE, YOU SHOULD DO THE FOLLOWING TO GET THE PROBLEM RESOLVED:

1) Post bond and request a court date.
2) Call CAT Scale Company direct 24 hours a day at 1-877-CAT-SCALE (toll free).
3) IMMEDIATELY send a copy of the citation, CAT Scale ticket, your name, company, address, and phone number to CAT Scale Company Attn: Operations Manager.

THANK YOU FOR WEIGHING ON CAT SCALE!

The four weights shown below are separate weights. The TOTAL WEIGHT was weighed on a full length platform scale. **AXLE WEIGHTS CAN NOT BE CERTIFIED** and are **NOT LEGAL FOR TRADE, however, CAT SCALE COMPANY GUARANTEES THESE WEIGHTS TO BE CORRECT.**

DATE: 3-18-2010

SCALE LOCATION: 278
GEE-CEE'S TRUCKSTOP
I-5 AND EXIT 57
TOLEDO WA

STEER AXLE	
DRIVE AXLE	
TRAILER AXLE	
TOTAL WEIGHT	

COMPANY STAN PALMER CONST TRACTOR # TRAILER #

WEIGHER'S SIGNATURE: TIA WARD FEE: FULL WEIGH TICKET # (IF REWEIGH)

ONLY CERTIFIED WEIGHTS APPEAR BELOW THIS LINE

CERTIFIED WEIGHTS (imprint seal)

GROSS

TARE

NET

WEIGH NUMBER
2070

WEIGHMASTER CERTIFICATE

This is to certify that the following described commodity was weighed, measured, or counted by a Weighmaster, whose signature is on this Certificate, who is a recognized authority of accuracy, as prescribed by State Law.

Weyerhaeuser Company
Integrated Waste Management
Material Recovery / Transfer Facility
PO Box 188 Longview, WA 98632
(206) 578-4616

COMMODITY WEIGHED:
REMARKS:
TRACTOR LICENSE # TRACTOR #
TRAILER LICENSE # TRAILER #
TRAILER LICENSE # TRAILER #

NAME OF WEIGHMASTER (print):
WEIGHMASTER SIGNATURE:

© CAT SCALE COMPANY® 12/ (WA)

94832085

TICKET NUMBER

CERTIFIED AUTOMATED TRUCK SCALE

CAT SCALE COMPANY
P.O. BOX 630
WALCOTT, IA 52773
(563) 284-6263
www.catscale.com

807

94832085

THE CAT SCALE GUARANTEE

The CAT Scale Company **GUARANTEES** that our scales will give an accurate weight. What makes us different from other scale companies is that we back up our guarantee with cash.©

IF YOU SHOULD GET AN OVERWEIGHT FINE, YOU SHOULD DO THE FOLLOWING TO GET THE PROBLEM RESOLVED:

1) Post bond and request a court date.
2) Call CAT Scale Company direct 24 hours a day at 1-877-CAT-SCALE (toll free).
3) IMMEDIATELY send a copy of the citation, CAT Scale ticket, your name, company, address, and phone number to CAT Scale Company Attn: Operations Manager.

Weyerhaeuser Company
Integrated Waste Management
Material Recovery / Transfer Facility
PO Box 190

THANK YOU FOR WEIGHING ON CAT SCALE!

The four weights shown below are separate weights. The TOTAL WEIGHT was weighed on a full length platform scale. **AXLE WEIGHTS CAN NOT BE CERTIFIED** and are **NOT LEGAL FOR TRADE, however, CAT SCALE COMPANY GUARANTEES THESE WEIGHTS TO BE CORRECT.**

DATE: 3-19-2010

SCALE LOCATION: 278
GEE-CEE'S TRUCKSTOP
I-5 AND EXIT 57
TOLEDO WA

STEER AXLE	18820 lb
DRIVE AXLE	41040 lb
TRAILER AXLE	50520 lb
TOTAL WEIGHT	110380 lb

41,440 Tare

COMPANY STAN PALMER CONST TRACTOR # 62 TRAILER # 52

WEIGHER'S SIGNATURE: RACHEL WALLACE FEE: 9.00 FULL WEIGH TICKET # (IF REWEIGH)

ONLY CERTIFIED WEIGHTS APPEAR BELOW THIS LINE

CERTIFIED WEIGHTS (imprint seal)

GROSS

TARE

NET

WEIGH NUMBER 2085

WEIGHMASTER CERTIFICATE

This is to certify that the following described commodity was weighed, measured, or counted by a Weighmaster, whose signature is on this Certificate, who is a recognized authority of accuracy, as prescribed by State Law.

COMMODITY WEIGHED: FREIGHT ALL KINDS
REMARKS:
TRACTOR LICENSE # TRACTOR #
TRAILER LICENSE # TRAILER #
TRAILER LICENSE # TRAILER #

NAME OF WEIGHMASTER (print):
WEIGHMASTER SIGNATURE:

© CAT SCALE COMPANY® 12/
(WA)

94832086

TICKET NUMBER

CERTIFIED AUTOMATED TRUCK SCALE

CAT SCALE COMPANY
P.O. BOX 630
WALCOTT, IA 52773
(563) 284-6263
www.catscale.com

820

94832086

THE CAT SCALE GUARANTEE

The CAT Scale Company **GUARANTEES** that our scales will give an accurate weight. What makes us different from other scale companies is that we back up our guarantee with cash.©

IF YOU SHOULD GET AN OVERWEIGHT FINE, YOU SHOULD DO THE FOLLOWING TO GET THE PROBLEM RESOLVED:

1) Post bond and request a court date.
2) Call CAT Scale Company direct 24 hours a day at 1-877-CAT-SCALE (toll free).
3) IMMEDIATELY send a copy of the citation, CAT Scale ticket, your name, company, address, and phone number to CAT Scale Company Attn: Operations Manager.

THANK YOU FOR WEIGHING ON CAT SCALE!

The four weights shown below are separate weights. The TOTAL WEIGHT was weighed on a full length platform scale. **AXLE WEIGHTS CAN NOT BE CERTIFIED** and are **NOT LEGAL FOR TRADE, however, CAT SCALE COMPANY GUARANTEES THESE WEIGHTS TO BE CORRECT.**

DATE: 3-19-2010

SCALE LOCATION: 278
GEE-CEE'S TRUCKSTOP
I-5 AND EXIT 57
TOLEDO WA

STEER AXLE	20880 lb
DRIVE AXLE	35880 lb
TRAILER AXLE	49520 lb
TOTAL WEIGHT	106280 lb

COMPANY STAN PALMER CONST TRACTOR # 61 TRAILER # 42

WEIGHER'S SIGNATURE: RACHEL WALLACE FEE: 9.00 FULL WEIGH TICKET # (IF REWEIGH)

ONLY CERTIFIED WEIGHTS APPEAR BELOW THIS LINE

CERTIFIED WEIGHTS (imprint seal)

GROSS 106280

TARE 43600

NET 62680 -313

WEIGH NUMBER 2086

Weyerhaeuser Company
Integrated Waste Management
Material Recovery / Transfer Facility

This is to certify that the following described commodity was weighed, measured, or counted by a Weighmaster, whose signature is on this Certificate, who is a recognized authority of accuracy, as prescribed by State Law.

COMMODITY WEIGHED: FREIGHT ALL KINDS
REMARKS:
TRACTOR LICENSE # TRACTOR #
TRAILER LICENSE # TRAILER #
TRAILER LICENSE # TRAILER #

NAME OF WEIGHMASTER (print):
WEIGHMASTER SIGNATURE:

© CAT SCALE COMPANY® 12/
(WA)

94832087

TICKET NUMBER

CAT SCALE

CERTIFIED AUTOMATED TRUCK SCALE

CAT SCALE COMPANY
P.O. BOX 630
WALCOTT, IA 52773
(563) 284-6263
www.catscale.com

THE CAT SCALE GUARANTEE

The CAT Scale Company **GUARANTEES** that our scales will give an accurate weight. What makes us different from other scale companies is that we back up our guarantee with cash.©

IF YOU SHOULD GET AN OVERWEIGHT FINE, YOU SHOULD DO THE FOLLOWING TO GET THE PROBLEM RESOLVED:

1) Post bond and request a court date.
2) Call CAT Scale Company direct 24 hours a day at 1-877-CAT-SCALE (toll free).
3) IMMEDIATELY send a copy of the citation, CAT Scale ticket, your name, company, address, and phone number to CAT Scale Company Attn: Operations Manager.

THANK YOU FOR WEIGHING ON CAT SCALE!

The four weights shown below are separate weights. The TOTAL WEIGHT was weighed on a full length platform scale. **AXLE WEIGHTS CAN NOT BE CERTIFIED** and are **NOT LEGAL FOR TRADE, however, CAT SCALE COMPANY GUARANTEES THESE WEIGHTS TO BE CORRECT.**

DATE:

SCALE LOCATION:

STEER AXLE

DRIVE AXLE

TRAILER AXLE

TOTAL WEIGHT

COMPANY _____ TRACTOR # _____ TRAILER # 9

WEIGHER'S SIGNATURE: _____ FEE: _____ FULL WEIGH TICKET # _____ (IF REWEIGH)

RACHEL WALLACE

ONLY CERTIFIED WEIGHTS APPEAR BELOW THIS LINE

CERTIFIED WEIGHTS (imprint seal)

GROSS

TARE

NET

WEIGH NUMBER

2088

WEIGHMASTER CERTIFICATE

This is to certify that the following described commodity was weighed, measured, or counted by a Weighmaster, whose signature is on this Certificate, who is a recognized authority of accuracy, as prescribed by State Law.

Weyerhaeuser
Integrated Wood Recovery
Material Recovery
PO Box 188
Longview, WA 98632
(206) 578-4416

COMMODITY WEIGHED: _____

REMARKS: _____

TRACTOR LICENSE # _____ TRACTOR # _____

TRAILER LICENSE # _____ TRAILER # _____

TRAILER LICENSE # _____ TRAILER # _____

NAME OF WEIGHMASTER (print): _____

WEIGHMASTER SIGNATURE: _____

© CAT SCALE COMPANY® 12/ (WA)

94832094

TICKET NUMBER

CAT SCALE

CERTIFIED AUTOMATED TRUCK SCALE

CAT SCALE COMPANY
P.O. BOX 630
WALCOTT, IA 52773
(563) 284-6263
www.catscale.com

1153

94832094

THE CAT SCALE GUARANTEE

The CAT Scale Company **GUARANTEES** that our scales will give an accurate weight. What makes us different from other scale companies is that we back up our guarantee with cash.©

IF YOU SHOULD GET AN OVERWEIGHT FINE, YOU SHOULD DO THE FOLLOWING TO GET THE PROBLEM RESOLVED:

1) Post bond and request a court date.
2) Call CAT Scale Company direct 24 hours a day at 1-877-CAT-SCALE (toll free).
3) IMMEDIATELY send a copy of the citation, CAT Scale ticket, your name, company, address, and phone number to CAT Scale Company Attn: Operations Manager.

Weyerhaeuser
Integrated Wood Recovery
Material Recovery
PO Box 188
Longview, WA 98632
(206) 578-4416

THANK YOU FOR WEIGHING ON CAT SCALE

The four weights shown below are separate weights. The TOTAL WEIGHT was weighed on a full length platform scale. **AXLE WEIGHTS CAN NOT BE CERTIFIED** and are **NOT LEGAL FOR TRADE, however, CAT SCALE COMPANY GUARANTEES THESE WEIGHTS TO BE CORRECT.**

DATE: 3-19-2010

SCALE LOCATION: GEE-CEE'S TRUCKSTOP
I-5 AND EXIT 57
TOLEDO WA

STEER AXLE 21060 lb

DRIVE AXLE 28280 lb

TRAILER AXLE 45300 lb

TOTAL WEIGHT 94640 lb

41,440 Tare

COMPANY STAN PALMER CONST TRACTOR # 62 TRAILER # 62

WEIGHER'S SIGNATURE: _____ FEE: 9.00 FULL WEIGH TICKET # _____ (IF REWEIGH)

TIA WARD

ONLY CERTIFIED WEIGHTS APPEAR BELOW THIS LINE

CERTIFIED WEIGHTS (imprint seal)

GROSS

TARE

NET

WEIGH NUMBER

2094

WEIGHMASTER CERTIFICATE

This is to certify that the following described commodity was weighed, measured, or counted by a Weighmaster, whose signature is on this Certificate, who is a recognized authority of accuracy, as prescribed by State Law.

COMMODITY WEIGHED: FRETGHT ALL KINDS

REMARKS: _____

TRACTOR LICENSE # _____ TRACTOR # _____

TRAILER LICENSE # _____ TRAILER # _____

TRAILER LICENSE # _____ TRAILER # _____

NAME OF WEIGHMASTER (print): _____

WEIGHMASTER SIGNATURE: _____

© CAT SCALE COMPANY® 12/ (WA)

94832097

TICKET NUMBER

CERTIFIED AUTOMATED TRUCK SCALE

CAT SCALE COMPANY
P.O. BOX 630
WALCOTT, IA 52773
(563) 284-6263
www.catscale.com

THE CAT SCALE GUARANTEE

The CAT Scale Company **GUARANTEES** that our scales will give an accurate weight. What makes us different from other scale companies is that we back up our guarantee with cash.©

IF YOU SHOULD GET AN OVERWEIGHT FINE, YOU SHOULD DO THE FOLLOWING TO GET THE PROBLEM RESOLVED:

1) Post bond and request a court date.
2) Call CAT Scale Company direct 24 hours a day at 1-877-CAT-SCALE (toll free).
3) IMMEDIATELY send a copy of the citation, CAT Scale ticket, your name, company, address, and phone number to CAT Scale Company Attn: Operations Manager.

THANK YOU FOR WEIGHING ON CAT SCALE!

The four weights shown below are separate weights. The TOTAL WEIGHT was weighed on a full length platform scale. **AXLE WEIGHTS CAN NOT BE CERTIFIED** and are **NOT LEGAL FOR TRADE, however, CAT SCALE COMPANY GUARANTEES THESE WEIGHTS TO BE CORRECT.**

DATE: 3-19-2010

SCALE LOCATION: [illegible]

STEER AXLE	[illegible]
DRIVE AXLE	[illegible]
TRAILER AXLE	[illegible]
TOTAL WEIGHT	[illegible]

COMPANY STAN PALMER CONS TRACTOR # [illegible] TRAILER # [illegible]

WEIGHER'S SIGNATURE: [signature] TIA WARD FEE: [illegible] FULL WEIGH TICKET # [illegible] (IF REWEIGH)

ONLY CERTIFIED WEIGHTS APPEAR BELOW THIS LINE

CERTIFIED WEIGHTS (imprint seal)

GROSS [illegible]

TARE [illegible]

NET [illegible]

[illegible]

WEIGH NUMBER
[illegible]

WEIGHMASTER CERTIFICATE

This is to certify that the following described commodity was weighed, measured, or counted by a Weighmaster, whose signature is on this Certificate, who is a recognized authority of accuracy, as prescribed by State Law.

Weighmaster Certificate
Integrated Recycling & Material Recovery
PO Box 188
Longview, WA 98632
(206) 577-4414

COMMODITY WEIGHED: FREIGHT ALL KINDS

REMARKS:

TRACTOR LICENSE # TRACTOR #

TRAILER LICENSE # TRAILER #

TRAILER LICENSE # TRAILER #

NAME OF WEIGHMASTER (print):

WEIGHMASTER SIGNATURE:

© CAT SCALE COMPANY® 12 (WA)

94832096

TICKET NUMBER

CERTIFIED AUTOMATED TRUCK SCALE

CAT SCALE COMPANY
P.O. BOX 630
WALCOTT, IA 52773
(563) 284-6263
www.catscale.com
1208
94832096

THE CAT SCALE GUARANTEE

The CAT Scale Company **GUARANTEES** that our scales will give an accurate weight. What makes us different from other scale companies is that we back up our guarantee with cash.©

IF YOU SHOULD GET AN OVERWEIGHT FINE, YOU SHOULD DO THE FOLLOWING TO GET THE PROBLEM RESOLVED:

1) Post bond and request a court date.
2) Call CAT Scale Company direct 24 hours a day at 1-877-CAT-SCALE (toll free).
3) IMMEDIATELY send a copy of the citation, CAT Scale ticket, your name, company, address, and phone number to CAT Scale Company Attn: Operations Manager.

THANK YOU FOR WEIGHING ON CAT SCALE!

The four weights shown below are separate weights. The TOTAL WEIGHT was weighed on a full length platform scale. **AXLE WEIGHTS CAN NOT BE CERTIFIED** and are **NOT LEGAL FOR TRADE, however, CAT SCALE COMPANY GUARANTEES THESE WEIGHTS TO BE CORRECT.**

DATE: 3-19-2010

SCALE LOCATION: 278 GEE-CEE'S TRUCKSTOP I-5 AND EXIT 57 TOLEDO WA

STEER AXLE	19840 lb
DRIVE AXLE	32120 lb
TRAILER AXLE	48720 lb
TOTAL WEIGHT	100680 lb

COMPANY STAN PALMER CONST TRACTOR # 61 TRAILER # 42

WEIGHER'S SIGNATURE: T Brendicke TAMMY BRENDICKE FEE: 1.00 FULL WEIGH TICKET # 94832086 (IF REWEIGH)

ONLY CERTIFIED WEIGHTS APPEAR BELOW THIS LINE

CERTIFIED WEIGHTS (imprint seal)

GROSS 100680

TARE 45600

NET 57080-28.5

WEIGH NUMBER
2086

WEIGHMASTER CERTIFICATE

This is to certify that the following described commodity was weighed, measured, or counted by a Weighmaster, whose signature is on this Certificate, who is a recognized authority of accuracy, as prescribed by State Law.

COMMODITY WEIGHED: FREIGHT ALL KINDS

REMARKS:

TRACTOR LICENSE # TRACTOR #

TRAILER LICENSE # TRAILER #

TRAILER LICENSE # TRAILER #

NAME OF WEIGHMASTER (print):

WEIGHMASTER SIGNATURE:

© CAT SCALE COMPANY® 12 (WA)

TRUCK LOG SHEET

Ctrl #	DATE	TIME	CUSTOMER	HAULER, DRIVER & TRUCK#	GROSS/TARE WGT (LBS)	TICKET #	SYSTEM ID# (OFFICE USE ONLY)
4086	3/22/10	9:06	Stan Palmer	Oliver # 38	103,800 41,700	2129	
4087	[illegible]	[illegible]	[illegible]	[illegible]	[illegible]		
4088	[illegible]	[illegible]	[illegible]	[illegible]	[illegible]		
4089	3/22/10	12:40	Stan Palmer	Oliver #38	102.680 41,700	2135	
4090	[illegible]	[illegible]	SCHNITZER	WILKINS Tommy 08-100	[illegible]		
4091	[illegible]	[illegible]	[illegible]	[illegible]	[illegible]		
4092	[illegible]	7:14	[illegible]	WILKINS Tom 05-101	[illegible]		
4093	[illegible]	[illegible]	[illegible]	BOB 05105	[illegible]		
4094	[illegible]	[illegible]	CDL RECYCLE	JORDAN 841	[illegible]	[illegible]	
4095	3/23/10	9:20	Stan Palmer	Oliver [illegible] #38	103,100 41,700	2154	
4096	[illegible]	[illegible]	[illegible]	[illegible]	[illegible]		
4097	[illegible]	[illegible]	[illegible]	[illegible]	[illegible]		
4098	[illegible]	[illegible]	[illegible]	DAVE 0811	[illegible]		
4099	3/23/10	12:56	Stan Palmer	Oliver #58	107.320 41700	2165	
4100	[illegible]	[illegible]	SCHNITZER	[illegible]	[illegible]		
4101	[illegible]	[illegible]	SCHNITZER	WILKINS 08-100	[illegible] 40320		
4102	3-24-10	6:38	[illegible]	[illegible] Steve 05-104	100540 40280		
4103	3-24-10	7:16	[illegible]	WILKINS Tom 05-101	[illegible] 40680		
4104	[illegible]	8:15	CDL RECYCLE	JORDAN 841	85,780 [illegible]		
4105	[illegible]	[illegible]	[illegible]	WILKINS DAVE 0811	[illegible]		
4106	3/24/10	9:16	Stan Palmer	Oliver #38	103,880 41,700	2184	
4107	[illegible]	[illegible]	[illegible]	[illegible]	[illegible]		
4108	[illegible]	[illegible]	[illegible]	[illegible]	[illegible]		

PLEASE OBEY STOP SIGNS @ RR CROSSING - TRAIN+RAIL MTCE EQUIPMENT HAVE THE RIGHT OF WAY

*** * * REMEMBER 25 MPH MAX SPEED THRU RESIDENTIAL AREAS * * ***

TRUCK LOG SHEET

Ctrl #	DATE	TIME	CUSTOMER	HAULER, DRIVER & TRUCK#	GROSS/TARE WGT (LBS)	TICKET #	SYSTEM ID# (OFFICE USE ONLY)
4109	3-24-10	10:55	[illegible]	WILKINS, Stuart, 08-103	101680 40500		
4110	3-24-10	1200	Schnitzer	Wilkins Tom 08-101	101 000 40940		
4111	3-24-10	12:49	"	" DAVE 0899	99820 41340		
4112	3 24 10	1235	Stan Palmer	Oliver # 38	109 500 41,700	2197	
4113	3-24-10	2:45	SCHNITZER	WILKINS Tommy 08-100	100100 40540		
4114	3-24-10	3:17	Schnitzer	Wilkins, Stuart 08-103	102780 40460		
4115	3-25-10	545	Schnitzer	[illegible] BOB 08105	98260 40880		
4116	3-25-10	6:25	SCHNITZER	WILKINS Tommy 08-100	96940 40400		
4117	3-25-10	708	"	" DAVE 0899	99740 41080		
4118	3-25-10	744	Schnitzer	Wilkins Tom 0101	99920 40600		
4119	3-25-10	8:25	Schnitzer	WILKINS, Stuart 08-103	100.80 40720		
4120	3/25/10	906	Stan Palmer	Oliver # 38	101,340 41,700	2223	
4121	3-25-10	1000	Schnitzer	Wilkins BOB 08105	99500 41310		
4122	3-25-10	10:45	SCHNITZER	Wilkins Tommy 08-100	102580 40640		
4123	3-25-10	11:10	"	" DAVE 0899	94940 41380		
4124	3-25-10	11:45	CDL Rental	JORDAN #44	97,500 41,951	18756	
4125	3-25-10	1215	Schnitzer	Wilkins Tom 0101	98480 41000		
4126	3-25-10	1.03	Schnitzer	WILKINS, Stuart 08-103	99980 40210		
4127	3/25/10	123	Stan Palmer	Oliver #38	98 360 41700	2238	
4128	3-25-10	2:55	SCHNITZER	Wilkins Tommy 08-100	98620 [illegible]		
4129	3-25-10	317	Schnitzer	" [illegible] 0899	94620 41520		
4130	3-24-10	6:15	SCHNITZER	Wilkins Tommy 08-100	100 [illegible] 40540		
4131	3-26-10	645	Schnitzer	Wilkins Bob 08105	96880 [illegible]		

PLEASE OBEY STOP SIGNS @ RR CROSSING - TRAIN+RAIL MTCE EQUIPMENT HAVE THE RIGHT OF WAY

*** * * REMEMBER 25 MPH MAX SPEED THRU RESIDENTIAL AREAS * * ***

TRUCK LOG SHEET

Ctrl #	DATE	TIME	CUSTOMER	HAULER, DRIVER & TRUCK#	GROSS/TARE WGT (LBS)	TICKET #	SYSTEM ID# (OFFICE USE ONLY)
4132	3/26/10	914	Stan Palmer	Oliver # 38	103,340, 41700	2259	
4133	~~3/26/10~~	~~10:35~~	~~Weyer-Campbell~~	~~Weyer Ron #641~~	~~52,000 24,560 (Sand + Net)~~	~~No Ticket~~	
4134	~~3/26/10~~	~~11:40~~	~~Weyer-Campbell~~	~~Weyer Ron 641~~	~~52,120 24,560~~	~~No Ticket~~	
4135	3/26/10	1237	Stan Palmer	Oliver #38	101600 41700	2266	
4136							
4137							
4138							
4139							
4140							
4141							
4142							
4143							
4144							
4145							
4146							
4147							
4148							
4149							
4150							
4151							
4152							
4153							
4154							

PLEASE OBEY STOP SIGNS @ RR CROSSING - TRAIN-RAIL MTCE EQUIPMENT HAVE THE RIGHT OF WAY

*** * * REMEMBER 25 MPH MAX SPEED THRU RESIDENTIAL AREAS * * ***

94832129

TICKET NUMBER

CERTIFIED AUTOMATED TRUCK SCALE

CAT SCALE COMPANY
P.O. BOX 630
WALCOTT, IA 52773
(563) 284-6263
www.catscale.com

THE CAT SCALE GUARANTEE

The CAT Scale Company **GUARANTEES** that our scales will give an accurate weight. What makes us different from other scale companies is that we back up our guarantee with cash.©

IF YOU SHOULD GET AN OVERWEIGHT FINE, YOU SHOULD DO THE FOLLOWING TO GET THE PROBLEM RESOLVED:

1) Post bond and request a court date.
2) Call CAT Scale Company direct 24 hours a day at 1-877-CAT-SCALE (toll free).
3) IMMEDIATELY send a copy of the citation, CAT Scale ticket, your name, company, address, and phone number to CAT Scale Company Attn: Operations Manager.

THANK YOU FOR WEIGHING ON CAT SCALE!

The four weights shown below are separate weights. The TOTAL WEIGHT was weighed on a full length platform scale. **AXLE WEIGHTS CAN NOT BE CERTIFIED** and are **NOT LEGAL FOR TRADE, however, CAT SCALE COMPANY GUARANTEES THESE WEIGHTS TO BE CORRECT.**

DATE: 5-22-2010

SCALE LOCATION: 278 GEE-GEE'S TRUCKSTOP I-5 AND EXIT 67 TOLEDO WA

STEER AXLE

DRIVE AXLE

TRAILER AXLE

TOTAL WEIGHT

COMPANY STAN PALMER CONST TRACTOR # TRAILER #

WEIGHER'S SIGNATURE: CHERRE MALMSTROM FEE:

FULL WEIGH TICKET # (IF REWEIGH)

ONLY CERTIFIED WEIGHTS APPEAR BELOW THIS LINE

CERTIFIED WEIGHTS (imprint seal)

GROSS 103,800

TARE 41,700

NET 62,100

21.05

WEIGH NUMBER 2129

WEIGHMASTER CERTIFICATE

This is to certify that the following described commodity was weighed, measured, or counted by a Weighmaster, whose signature is on this Certificate, who is a recognized authority of accuracy, as prescribed by State Law.

COMMODITY WEIGHED:

REMARKS:

TRACTOR LICENSE # TRACTOR #

TRAILER LICENSE # TRAILER #

TRAILER LICENSE # TRAILER #

NAME OF WEIGHMASTER (print):

WEIGHMASTER SIGNATURE:

Integrated Waste Management Company
Material Recovery / Transfer Facility
PO Box 188 WA 98632
Longview, WA
(206) 575-4618

© CAT SCALE COMPANY® 12/0 (WA)

94832135

TICKET NUMBER

CERTIFIED AUTOMATED TRUCK SCALE

CAT SCALE COMPANY
P.O. BOX 630
WALCOTT, IA 52773
(563) 284-6263
www.catscale.com

THE CAT SCALE GUARANTEE

The CAT Scale Company **GUARANTEES** that our scales will give an accurate weight. What makes us different from other scale companies is that we back up our guarantee with cash.©

IF YOU SHOULD GET AN OVERWEIGHT FINE, YOU SHOULD DO THE FOLLOWING TO GET THE PROBLEM RESOLVED:

1) Post bond and request a court date.
2) Call CAT Scale Company direct 24 hours a day at 1-877-CAT-SCALE (toll free).
3) IMMEDIATELY send a copy of the citation, CAT Scale ticket, your name, company, address, and phone number to CAT Scale Company Attn: Operations Manager.

THANK YOU FOR WEIGHING ON CAT SCALE!

The four weights shown below are separate weights. The TOTAL WEIGHT was weighed on a full length platform scale. **AXLE WEIGHTS CAN NOT BE CERTIFIED** and are **NOT LEGAL FOR TRADE, however, CAT SCALE COMPANY GUARANTEES THESE WEIGHTS TO BE CORRECT.**

DATE: 5-22-2010

SCALE LOCATION: 278 GEE-GEE'S TRUCKSTOP I-5 AND EXIT 67 TOLEDO WA

STEER AXLE

DRIVE AXLE

TRAILER AXLE

TOTAL WEIGHT

COMPANY STAN PALMER CONST TRACTOR # TRAILER # 37

WEIGHER'S SIGNATURE: CHERRE MALMSTROM FEE:

FULL WEIGH TICKET # (IF REWEIGH)

ONLY CERTIFIED WEIGHTS APPEAR BELOW THIS LINE

CERTIFIED WEIGHTS (imprint seal)

GROSS 102,650

TARE 41,700

NET 60,950

30.49

WEIGH NUMBER 2135

WEIGHMASTER CERTIFICATE

This is to certify that the following described commodity was weighed, measured, or counted by a Weighmaster, whose signature is on this Certificate, who is a recognized authority of accuracy, as prescribed by State Law.

COMMODITY WEIGHED:

REMARKS:

TRACTOR LICENSE # TRACTOR #

TRAILER LICENSE # TRAILER #

TRAILER LICENSE # TRAILER #

NAME OF WEIGHMASTER (print):

WEIGHMASTER SIGNATURE:

Integrated Waste Management Company
Material Recovery / Transfer Facility
PO Box 188 WA 98632
Longview, WA
(206) 575-4618

© CAT SCALE COMPANY® 12/0

94832154

TICKET NUMBER

CERTIFIED AUTOMATED TRUCK SCALE

CAT SCALE COMPANY
P.O. BOX 630
WALCOTT, IA 52773
(563) 284-6263
www.catscale.com

THE CAT SCALE GUARANTEE

The CAT Scale Company **GUARANTEES** that our scales will give an accurate weight. What makes us different from other scale companies is that we back up our guarantee with cash.©

IF YOU SHOULD GET AN OVERWEIGHT FINE, YOU SHOULD DO THE FOLLOWING TO GET THE PROBLEM RESOLVED:

1) Post bond and request a court date.
2) Call CAT Scale Company direct 24 hours a day at 1-877-CAT-SCALE (toll free).
3) IMMEDIATELY send a copy of the citation, CAT Scale ticket, your name, company, address, and phone number to CAT Scale Company Attn: Operations Manager.

THANK YOU FOR WEIGHING ON CAT SCALE!

The four weights shown below are separate weights. The TOTAL WEIGHT was weighed on a full length platform scale. **AXLE WEIGHTS CAN NOT BE CERTIFIED** and are **NOT LEGAL FOR TRADE, however, CAT SCALE COMPANY GUARANTEES THESE WEIGHTS TO BE CORRECT.**

DATE: 3-22 2010

SCALE LOCATION: GEE-CEE'S TRUCKSTOP
I-5 AND EXIT 57
TOLEDO WA

STEER AXLE
DRIVE AXLE
TRAILER AXLE
TOTAL WEIGHT

COMPANY STAN PALMER CONST TRACTOR # _____ TRAILER # _____

WEIGHER'S SIGNATURE: MARI LINDSEY FEE: _____ FULL WEIGH TICKET # _____ (IF REWEIGH)

ONLY CERTIFIED WEIGHTS APPEAR BELOW THIS LINE

CERTIFIED WEIGHTS (imprint seal)

GROSS 103100
TARE 41700
NET 61400
30.70
WEIGH NUMBER
2154

WEIGHMASTER CERTIFICATE

This is to certify that the following described commodity was weighed, measured, or counted by a Weighmaster, whose signature is on this Certificate, who is a recognized authority of accuracy, as prescribed by State Law.

Weyerhaeuser Company
Integrated Waste Management
Material Recovery Transfer Station
PO Box 188
Longview, WA 98632
(206) 574-4616

COMMODITY WEIGHED: _____
REMARKS: _____
TRACTOR LICENSE # _____ TRACTOR # _____
TRAILER LICENSE # _____ TRAILER # _____
TRAILER LICENSE # _____ TRAILER # _____

NAME OF WEIGHMASTER (print): _____
WEIGHMASTER SIGNATURE: _____

© CAT SCALE COMPANY® 12/0 (WA)

94832165

TICKET NUMBER

CERTIFIED AUTOMATED TRUCK SCALE

CAT SCALE COMPANY
P.O. BOX 630
WALCOTT, IA 52773
(563) 284-6263
www.catscale.com

THE CAT SCALE GUARANTEE

The CAT Scale Company GUARANTEES that our scales will give an accurate weight. What makes us different from other scale companies is that we back up our guarantee with cash.©

IF YOU SHOULD GET AN OVERWEIGHT FINE, YOU SHOULD DO THE FOLLOWING TO GET THE PROBLEM RESOLVED:

1) Post bond and request a court date.
2) Call CAT Scale Company direct 24 hours a day at 1-877-CAT-SCALE (toll free).
3) IMMEDIATELY send a copy of the citation, CAT Scale ticket, your name, company, address, and phone number to CAT Scale Company Attn: Operations Manager.

THANK YOU FOR WEIGHING ON CAT SCALE!

The four weights shown below are separate weights. The TOTAL WEIGHT was weighed on a full length platform scale. AXLE WEIGHTS CAN NOT BE CERTIFIED and are NOT LEGAL FOR TRADE, however, CAT SCALE COMPANY GUARANTEES THESE WEIGHTS TO BE CORRECT.

DATE: 3-23-2010

SCALE LOCATION: GEE-CEE'S TRUCKSTOP
I-5 AND EXIT 57
TOLEDO WA

STEER AXLE
DRIVE AXLE
TRAILER AXLE
TOTAL WEIGHT

COMPANY STAN PALMER CONST TRACTOR # _____ TRAILER # _____

WEIGHER'S SIGNATURE: CHERIE MOLMSTROM FEE: 1.00 FULL WEIGH TICKET # _____ (IF REWEIGH)

ONLY CERTIFIED WEIGHTS APPEAR BELOW THIS LINE

CERTIFIED WEIGHTS (imprint seal)

GROSS 107320
TARE 41700
NET 65620
3281
WEIGH NUMBER
2154

WEIGHMASTER CERTIFICATE

This is to certify that the following described commodity was weighed, measured, or counted by a Weighmaster, whose signature is on this Certificate, who is a recognized authority of accuracy, as prescribed by State Law.

Weyerhaeuser Company
Integrated Waste Management
Material Recovery Transfer Station
PO Box 188
Longview, WA 98632
(206) 574-4616

COMMODITY WEIGHED: WEIGHT ALL KIND
REMARKS: _____
TRACTOR LICENSE # _____ TRACTOR # _____
TRAILER LICENSE # _____ TRAILER # _____
TRAILER LICENSE # _____ TRAILER # _____

NAME OF WEIGHMASTER (print): _____
WEIGHMASTER SIGNATURE: _____

© CAT SCALE COMPANY® 12/0

94332184

TICKET NUMBER

CAT SCALE

CERTIFIED AUTOMATED TRUCK SCALE

CAT SCALE COMPANY
P.O. BOX 630
WALCOTT, IA 52773
(563) 284-6263
www.catscale.com

THE CAT SCALE GUARANTEE

The CAT Scale Company **GUARANTEES** that our scales will give an accurate weight. What makes us different from other scale companies is that we back up our guarantee with cash.©

IF YOU SHOULD GET AN OVERWEIGHT FINE, YOU SHOULD DO THE FOLLOWING TO GET THE PROBLEM RESOLVED:

1) Post bond and request a court date.
2) Call CAT Scale Company direct 24 hours a day at 1-877-CAT-SCALE (toll free).
3) IMMEDIATELY send a copy of the citation, CAT Scale ticket, your name, company, address, and phone number to CAT Scale Company Attn: Operations Manager.

THANK YOU FOR WEIGHING ON CAT SCALE!

The four weights shown below are separate weights. The TOTAL WEIGHT was weighed on a full length platform scale. **AXLE WEIGHTS CAN NOT BE CERTIFIED** and are **NOT LEGAL FOR TRADE, however, CAT SCALE COMPANY GUARANTEES THESE WEIGHTS TO BE CORRECT.**

DATE: 3-24-2010

SCALE LOCATION: 278 GEE-CEE'S TRUCKSTOP 1-5 AND EXIT 57 TOLEDO WA

STEER AXLE

DRIVE AXLE

TRAILER AXLE

TOTAL WEIGHT

COMPANY STAN PALMER CONST TRACTOR # TRAILER #

WEIGHER'S SIGNATURE: RACHEL WALLACE FEE: FULL WEIGH TICKET # (IF REWEIGH)

ONLY CERTIFIED WEIGHTS APPEAR BELOW THIS LINE

CERTIFIED WEIGHTS (imprint seal)

GROSS 103 860

TARE 41 700

NET 62 180

31.09

WEIGH NUMBER 2154

WEIGHMASTER CERTIFICATE

This is to certify that the following described commodity was weighed, measured, or counted by a Weighmaster, whose signature is on this Certificate, who is a recognized authority of accuracy, as prescribed by State Law.

Weyerhaeuser Company Integrated Waste Management Material Recovery / Transfer Facility PO Box 188 Longview, WA 98632 (206) 578-4616

COMMODITY WEIGHED: WEIGHT ALL KINDS

REMARKS:

TRACTOR LICENSE # TRACTOR #

TRAILER LICENSE # TRAILER #

TRAILER LICENSE # TRAILER #

NAME OF WEIGHMASTER (print):

WEIGHMASTER SIGNATURE:

© CAT SCALE COMPANY® 12/0 (WA)

94832197

TICKET NUMBER

CAT SCALE

CERTIFIED AUTOMATED TRUCK SCALE

CAT SCALE COMPANY
P.O. BOX 630
WALCOTT, IA 52773
(563) 284-6263
www.catscale.com

THE CAT SCALE GUARANTEE

The CAT Scale Company **GUARANTEES** that our scales will give an accurate weight. What makes us different from other scale companies is that we back up our guarantee with cash.©

IF YOU SHOULD GET AN OVERWEIGHT FINE, YOU SHOULD DO THE FOLLOWING TO GET THE PROBLEM RESOLVED:

1) Post bond and request a court date.
2) Call CAT Scale Company direct 24 hours a day at 1-877-CAT-SCALE (toll free).
3) IMMEDIATELY send a copy of the citation, CAT Scale ticket, your name, company, address, and phone number to CAT Scale Company Attn: Operations Manager.

THANK YOU FOR WEIGHING ON CAT SCALE!

The four weights shown below are separate weights. The TOTAL WEIGHT was weighed on a full length platform scale. **AXLE WEIGHTS CAN NOT BE CERTIFIED** and are **NOT LEGAL FOR TRADE, however, CAT SCALE COMPANY GUARANTEES THESE WEIGHTS TO BE CORRECT.**

DATE: 3-24-2010

SCALE LOCATION: 278 GEE-CEE'S TRUCKSTOP 1-5 AND EXIT 57 TOLEDO WA

STEER AXLE

DRIVE AXLE

TRAILER AXLE

TOTAL WEIGHT

COMPANY STAN PALMER CONST TRACTOR # TRAILER #

WEIGHER'S SIGNATURE: RACHEL WALLACE FEE: FULL WEIGH TICKET # (IF REWEIGH)

ONLY CERTIFIED WEIGHTS APPEAR BELOW THIS LINE

CERTIFIED WEIGHTS (imprint seal)

GROSS 109 500

TARE 41,700

NET 67 800

33 90

WEIGH NUMBER 2197

WEIGHMASTER CERTIFICATE

This is to certify that the following described commodity was weighed, measured, or counted by a Weighmaster, whose signature is on this Certificate, who is a recognized authority of accuracy, as prescribed by State Law.

Weyerhaeuser Company Integrated Waste Management Material Recovery / Transfer Facility PO Box 188 Longview, WA 98632 (206) 578-4616

COMMODITY WEIGHED: WEIGHT ALL KINDS

REMARKS:

TRACTOR LICENSE # TRACTOR #

TRAILER LICENSE # TRAILER #

TRAILER LICENSE # TRAILER #

NAME OF WEIGHMASTER (print):

WEIGHMASTER SIGNATURE:

© CAT SCALE COMPANY® 12/0 (WA)

94832223

TICKET NUMBER

CAT SCALE

CERTIFIED AUTOMATED TRUCK SCALE

CAT SCALE COMPANY
P.O. BOX 630
WALCOTT, IA 52773
(563) 284-6263
www.catscale.com

THE CAT SCALE GUARANTEE

The CAT Scale Company **GUARANTEES** that our scales will give an accurate weight. What makes us different from other scale companies is that we back up our guarantee with cash.©

IF YOU SHOULD GET AN OVERWEIGHT FINE, YOU SHOULD DO THE FOLLOWING TO GET THE PROBLEM RESOLVED:

1) Post bond and request a court date.
2) Call CAT Scale Company direct 24 hours a day at 1-877-CAT-SCALE (toll free).
3) IMMEDIATELY send a copy of the citation, CAT Scale ticket, your name, company, address, and phone number to CAT Scale Company Attn: Operations Manager.

THANK YOU FOR WEIGHING ON CAT SCALE!

The four weights shown below are separate weights. The TOTAL WEIGHT was weighed on a full length platform scale. **AXLE WEIGHTS CAN NOT BE CERTIFIED** and are **NOT LEGAL FOR TRADE, however, CAT SCALE COMPANY GUARANTEES THESE WEIGHTS TO BE CORRECT.**

DATE: 3-25-2010

SCALE LOCATION: 278 GEE-CEE'S TRUCKSTOP I-5 AND EXIT 57 TOLEDO WA

STEER AXLE [illegible]

DRIVE AXLE [illegible]

TRAILER AXLE [illegible]

TOTAL WEIGHT [illegible]

COMPANY STAN PALMER CONST TRACTOR # [illegible] TRAILER # _____

WEIGHER'S SIGNATURE: [signature] RACHEL WALLACE FEE: [illegible] FULL WEIGH TICKET # _____ (IF REWEIGH)

ONLY CERTIFIED WEIGHTS APPEAR BELOW THIS LINE

CERTIFIED WEIGHTS (imprint seal)

GROSS [illegible]

TARE [illegible]

NET 59 [illegible]

2 [illegible]

WEIGH NUMBER 2223

WEIGHMASTER CERTIFICATE

This is to certify that the following described commodity was weighed, measured, or counted by a Weighmaster, whose signature is on this Certificate, who is a recognized authority of accuracy, as prescribed by State Law.

Weyerhaeuser Company Integrated Waste Management Material Recovery Transfer Facility PO Box 188 Longview, WA 98632 (206) 578-4616

COMMODITY WEIGHED: [illegible]

REMARKS: _____

TRACTOR LICENSE # _____ TRACTOR # _____

TRAILER LICENSE # _____ TRAILER # _____

TRAILER LICENSE # _____ TRAILER # _____

NAME OF WEIGHMASTER (print): _____

WEIGHMASTER SIGNATURE: _____

© CAT SCALE COMPANY® 12/ (WA)

94832238

TICKET NUMBER

CAT SCALE

CERTIFIED AUTOMATED TRUCK SCALE

CAT SCALE COMPANY
P.O. BOX 630
WALCOTT, IA 52773
(563) 284-6263
www.catscale.com

THE CAT SCALE GUARANTEE

The CAT Scale Company **GUARANTEES** that our scales will give an accurate weight. What makes us different from other scale companies is that we back up our guarantee with cash.©

IF YOU SHOULD GET AN OVERWEIGHT FINE, YOU SHOULD DO THE FOLLOWING TO GET THE PROBLEM RESOLVED:

1) Post bond and request a court date.
2) Call CAT Scale Company direct 24 hours a day at 1-877-CAT-SCALE (toll free).
3) IMMEDIATELY send a copy of the citation, CAT Scale ticket, your name, company, address, and phone number to CAT Scale Company Attn: Operations Manager.

THANK YOU FOR WEIGHING ON CAT SCALE!

The four weights shown below are separate weights. The TOTAL WEIGHT was weighed on a full length platform scale. **AXLE WEIGHTS CAN NOT BE CERTIFIED** and are **NOT LEGAL FOR TRADE, however, CAT SCALE COMPANY GUARANTEES THESE WEIGHTS TO BE CORRECT.**

DATE: 3-25-2010

SCALE LOCATION: 278 GEE-CEE'S TRUCKSTOP I-5 AND EXIT 57 TOLEDO WA

STEER AXLE [illegible]

DRIVE AXLE [illegible]

TRAILER AXLE [illegible]

TOTAL WEIGHT [illegible]

COMPANY STAN PALMER CONST TRACTOR # [illegible] TRAILER # _____

WEIGHER'S SIGNATURE: [signature] TIA WARD FEE: [illegible] FULL WEIGH TICKET # _____ (IF REWEIGH)

ONLY CERTIFIED WEIGHTS APPEAR BELOW THIS LINE

CERTIFIED WEIGHTS (imprint seal)

GROSS 98 360

TARE 41 700

NET 56 660

28.33

WEIGH NUMBER 2238

WEIGHMASTER CERTIFICATE

This is to certify that the following described commodity was weighed, measured, or counted by a Weighmaster, whose signature is on this Certificate, who is a recognized authority of accuracy, as prescribed by State Law.

Weyerhaeuser Company Integrated Waste Management Material Recovery Transfer Facility PO Box 188 Longview, WA 98632 (206) 578-4616

COMMODITY WEIGHED: [illegible]

REMARKS: _____

TRACTOR LICENSE # _____ TRACTOR # _____

TRAILER LICENSE # _____ TRAILER # _____

TRAILER LICENSE # _____ TRAILER # _____

NAME OF WEIGHMASTER (print): _____

WEIGHMASTER SIGNATURE: _____

© CAT SCALE COMPANY® 12/

94[illegible]2259

TICKET NUMBER

CAT SCALE

CERTIFIED AUTOMATED TRUCK SCALE

CAT SCALE COMPANY
P.O. BOX 630
WALCOTT, IA 52773
(563) 284-6263
www.catscale.com

THE CAT SCALE GUARANTEE

The CAT Scale Company **GUARANTEES** that our scales will give an accurate weight. What makes us different from other scale companies is that we back up our guarantee with cash.©

IF YOU SHOULD GET AN OVERWEIGHT FINE, YOU SHOULD DO THE FOLLOWING TO GET THE PROBLEM RESOLVED:

1) Post bond and request a court date.
2) Call CAT Scale Company direct 24 hours a day at 1-877-CAT-SCALE (toll free).
3) IMMEDIATELY send a copy of the citation, CAT Scale ticket, your name, company, address, and phone number to CAT Scale Company Attn: Operations Manager.

THANK YOU FOR WEIGHING ON CAT SCALE!

The four weights shown below are separate weights. The TOTAL WEIGHT was weighed on a full length platform scale. **AXLE WEIGHTS CAN NOT BE CERTIFIED** and are **NOT LEGAL FOR TRADE, however, CAT SCALE COMPANY GUARANTEES THESE WEIGHTS TO BE CORRECT.**

DATE: 3-25-2010

SCALE LOCATION: [illegible]

STEER AXLE

DRIVE AXLE

TRAILER AXLE

TOTAL WEIGHT

COMPANY [illegible] TRACTOR # _____ TRAILER # _____

WEIGHER'S SIGNATURE: TIA WARD FEE: [illegible] FULL WEIGH TICKET # _____ (IF REWEIGH)

ONLY CERTIFIED WEIGHTS APPEAR BELOW THIS LINE

CERTIFIED WEIGHTS (imprint seal)

GROSS [illegible]

TARE [illegible]

NET [illegible]

30.82

WEIGH NUMBER 2259

WEIGHMASTER CERTIFICATE

This is to certify that the following described commodity was weighed, measured, or counted by a Weighmaster, whose signature is on this Certificate, who is a recognized authority of accuracy, as prescribed by State Law.

Weyerhaeuser Company
Integrated Waste Management
Material Recovery / Transfer Facility
PO Box 188 WA 98632
Longview, WA
(360) 578-5246

COMMODITY WEIGHED: [illegible]

REMARKS: _____

TRACTOR LICENSE # _____ TRACTOR # _____

TRAILER LICENSE # _____ TRAILER # _____

TRAILER LICENSE # _____ TRAILER # _____

NAME OF WEIGHMASTER (print): _____

WEIGHMASTER SIGNATURE: _____

© CAT SCALE COMPANY® 12/ (WA)

94[illegible]2266

TICKET NUMBER

CAT SCALE

CERTIFIED AUTOMATED TRUCK SCALE

CAT SCALE COMPANY
P.O. BOX 630
WALCOTT, IA 52773
(563) 284-6263
www.catscale.com

THE CAT SCALE GUARANTEE

The CAT Scale Company **GUARANTEES** that our scales will give an accurate weight. What makes us different from other scale companies is that we back up our guarantee with cash.©

IF YOU SHOULD GET AN OVERWEIGHT FINE, YOU SHOULD DO THE FOLLOWING TO GET THE PROBLEM RESOLVED:

1) Post bond and request a court date.
2) Call CAT Scale Company direct 24 hours a day at 1-877-CAT-SCALE (toll free).
3) IMMEDIATELY send a copy of the citation, CAT Scale ticket, your name, company, address, and phone number to CAT Scale Company Attn: Operations Manager.

THANK YOU FOR WEIGHING ON CAT SCALE

The four weights shown below are separate weights. The TOTAL WEIGHT was weighed on a full length platform scale. **AXLE WEIGHTS CAN NOT BE CERTIFIED** and are **NOT LEGAL FOR TRADE, however, CAT SCALE COMPANY GUARANTEES THESE WEIGHTS TO BE CORRECT.**

DATE: 3-26-2010

SCALE LOCATION: GEE-DEE'S TRUCKSTOP
I-5 NB EXIT 72
TOLEDO WA

STEER AXLE

DRIVE AXLE

TRAILER AXLE

TOTAL WEIGHT

COMPANY STAN PALMER CORP TRACTOR # _____ TRAILER # _____

WEIGHER'S SIGNATURE: TIA WARD FEE: [illegible] FULL WEIGH TICKET # _____ (IF REWEIGH)

ONLY CERTIFIED WEIGHTS APPEAR BELOW THIS LINE

CERTIFIED WEIGHTS (imprint seal)

GROSS [illegible]

TARE [illegible]

NET [illegible]

27.95

WEIGH NUMBER 2266

WEIGHMASTER CERTIFICATE

This is to certify that the following described commodity was weighed, measured, or counted by a Weighmaster, whose signature is on this Certificate, who is a recognized authority of accuracy, as prescribed by State Law.

Weyerhaeuser Company
Integrated Waste Management
Material Recovery / Transfer Facility
PO Box 188 WA 98632
Longview, WA
(360) 578-5246

COMMODITY WEIGHED: [illegible]

REMARKS: _____

TRACTOR LICENSE # _____ TRACTOR # _____

TRAILER LICENSE # _____ TRAILER # _____

TRAILER LICENSE # _____ TRAILER # _____

NAME OF WEIGHMASTER (print): _____

TRUCK LOG SHEET

Ctrl #	DATE	TIME	CUSTOMER	HAULER, DRIVER & TRUCK#	GROSS/TARE WGT (LBS)	TICKET #	SYSTEM ID# (OFFICE USE ONLY)
4132	~~3/26/10~~	~~9:14~~	~~Stan Palmer~~	~~Oliver #38~~	~~102,340 41700~~	~~2259~~	
4133	3/26/10	10:35	Weyco-Campbell	Weyco Ron #641	52,000 24560	No Ticket	
4134	3/26/10	11:40	Weyco-Campbell	Weyco Ron #641	52,120 24,560	N Ticket	
4135	3/26/10	12:37	Stan Palmer	Oliver #38	101600 41700	2266	
4136	3-26-10	1:05	Weyco-Campbell	Weyco Ron #641	52,000 24,560	No Ticket	
4137	3-29-10	7:31	Schnitzer	Wilkins 0899	101060 41340		
4138	3-29-10	8:45	Weyco-Campbell	Weyco Ron #641	52120 24,560	No ticket	
4139	3-29-10	8:30	CDL RECYCLE	JORDAN 841	99,360 41,951		
4140	~~3-29-10~~	~~8:35~~	~~SCHNITZER~~	~~WILKINS 08-100~~	~~104220 [illegible]~~		
4141	3/29/10	9:13	Stan Palmer	Oliver #38	105,160 41,700	2294	
4142	"	9:14	" "	MARK F. #61	102,380 43,600	2295	
4143	~~3/29/10~~	~~[illegible]~~	~~Schnitzer~~	~~WILKINS, Stuart 08-103~~	~~101160 40800~~		
4144	~~3-29-10~~	~~11:30~~	~~Schnitzer~~	~~Wilkins Tom 101~~	~~100140 41280~~		
4145	~~3-29-10~~	~~11:18~~	~~"~~	~~" DAVE 0899~~	~~100100 41440~~		
4146	~~3-29-10~~	~~12:35~~	~~Schnitzer~~	~~WILKINS Tommy 08-100~~	~~103420 40680~~		
4147	3-29-10	12:50	Stan Palmer	Oliver #38	108300 41700	2304	
4148	"	1:00	" "	MARK F. #61	108920 43600	2305	
4149	~~3-29-10~~	~~1:03~~	~~Schnitzer~~	~~WILKINS, Stuart, 08-103~~	~~103280 [illegible]~~		
4150	~~3-30-10~~	~~6:30~~	~~" "~~	~~" " Bufo 08-105~~	~~100680 41140~~		
4151	3-30-10	6:30	SCHNITZER	WILKINS Tommy 08-100	103160 40420		
4152	3-30-10	6:35	Schnitzer	Wilkins Tom 101	104440 41020		
4153	3-30-10	7:15	Schnitzer	Wilkins DAVE 0899	102600 41180		
4154	~~3-30-10~~	~~8:17~~	~~Schnitzer~~	~~WILKINS, Stuart, 08-103~~	~~100100 40720~~		

PLEASE OBEY STOP SIGNS @ RR CROSSING - TRAIN+RAIL MTCE EQUIPMENT HAVE THE RIGHT OF WAY

*** * * REMEMBER 25 MPH MAX SPEED THRU RESIDENTIAL AREAS * * ***

TRUCK LOG SHEET

Ctrl #	DATE	TIME	CUSTOMER	HAULER, DRIVER & TRUCK#	GROSS/TARE WGT (LBS)	TICKET #	SYSTEM ID# (OFFICE USE ONLY)
4155	3/30/10	9:13	Stan Palmer	Oliver #35	107140 41700	2343	
4156	"	9:20	" "	MIKE F. #61	107140 - 43,600	2344	
4157	[illegible]	[illegible]	[illegible]	[illegible]	[illegible]		
4158	3/30/10	1110	"	" DAVE COTT	[illegible]		
4159	[illegible]	[illegible]	[illegible]	[illegible]	[illegible]		
4160	[illegible]	[illegible]	[illegible]	[illegible]	[illegible]		
4161	3/30/10	1252	Stan Palmer	Oliver #38	106,800 41700	2354	
4162	[illegible]	693	[illegible]	[illegible]	[illegible]		
4163	[illegible]	[illegible]	[illegible]	[illegible]	[illegible]		
4164	[illegible]	[illegible]	[illegible]	[illegible]	[illegible]		
4165	[illegible]	[illegible]	[illegible]	[illegible]	[illegible]		
4166	3/31/10	9:13	Stan Palmer	Oliver #38	99,820 41,700	2372	
4167	[illegible]	[illegible]	[illegible]	[illegible]	[illegible]		
4168							
4169							
4170							
4171							
4172							
4173							
4174							
4175							
4176							
4177							

PLEASE OBEY STOP SIGNS @ RR CROSSING - TRAIN+RAIL MTCE EQUIPMENT HAVE THE RIGHT OF WAY

*** * * REMEMBER 25 MPH MAX SPEED THRU RESIDENTIAL AREAS * * ***

94[illegible]2294

TICKET NUMBER

CERTIFIED AUTOMATED TRUCK SCALE

CAT SCALE COMPANY
P.O. BOX 630
WALCOTT, IA 52773
(563) 284-6263
www.catscale.com

THE CAT SCALE GUARANTEE

The CAT Scale Company **GUARANTEES** that our scales will give an accurate weight. What makes us different from other scale companies is that we back up our guarantee with cash.©

IF YOU SHOULD GET AN OVERWEIGHT FINE, YOU SHOULD DO THE FOLLOWING TO GET THE PROBLEM RESOLVED:

1) Post bond and request a court date.
2) Call CAT Scale Company direct 24 hours a day at 1-877-CAT-SCALE (toll free).
3) **IMMEDIATELY** send a copy of the citation, CAT Scale ticket, your name, company, address, and phone number to CAT Scale Company Attn: Operations Manager.

THANK YOU FOR WEIGHING ON CAT SCALE!

The four weights shown below are separate weights. The TOTAL WEIGHT was weighed on a full length platform scale. **AXLE WEIGHTS CAN NOT BE CERTIFIED** and are **NOT LEGAL FOR TRADE, however, CAT SCALE COMPANY GUARANTEES THESE WEIGHTS TO BE CORRECT.**

DATE: [illegible]

SCALE LOCATION: [illegible]

STEER AXLE	
DRIVE AXLE	
TRAILER AXLE	
TOTAL WEIGHT	

COMPANY STAN [illegible] TRACTOR # [illegible] TRAILER # [illegible]

WEIGHER'S SIGNATURE: [illegible] FEE [illegible] FULL WEIGH TICKET # [illegible] (IF REWEIGH)

ONLY CERTIFIED WEIGHTS APPEAR BELOW THIS LINE

CERTIFIED WEIGHTS (imprint seal)

GROSS 105160

TARE 41700

NET 63460

31.73

WEIGH NUMBER 22294

WEIGHMASTER CERTIFICATE

This is to certify that the following described commodity was weighed, measured, or counted by a Weighmaster, whose signature is on this Certificate, who is a recognized authority of accuracy, as prescribed by State Law.

COMMODITY WEIGHED: [illegible]

REMARKS: [illegible]

TRACTOR LICENSE # [illegible] TRACTOR # [illegible]

TRAILER LICENSE # [illegible] TRAILER # [illegible]

TRAILER LICENSE # [illegible] TRAILER # [illegible]

NAME OF WEIGHMASTER (print): [illegible]

WEIGHMASTER SIGNATURE: [illegible]

© CAT SCALE COMPANY® 12/0 (WA)

94832295

TICKET NUMBER

CERTIFIED AUTOMATED TRUCK SCALE

CAT SCALE COMPANY
P.O. BOX 630
WALCOTT, IA 52773
(563) 284-6263
www.catscale.com

THE CAT SCALE GUARANTEE

The CAT Scale Company **GUARANTEES** that our scales will give an accurate weight. What makes us different from other scale companies is that we back up our guarantee with cash.©

IF YOU SHOULD GET AN OVERWEIGHT FINE, YOU SHOULD DO THE FOLLOWING TO GET THE PROBLEM RESOLVED:

1) Post bond and request a court date.
2) Call CAT Scale Company direct 24 hours a day at 1-877-CAT-SCALE (toll free).
3) **IMMEDIATELY** send a copy of the citation, CAT Scale ticket, your name, company, address, and phone number to CAT Scale Company Attn: Operations Manager.

THANK YOU FOR WEIGHING ON CAT SCALE!

The four weights shown below are separate weights. The TOTAL WEIGHT was weighed on a full length platform scale. **AXLE WEIGHTS CAN NOT BE CERTIFIED** and are **NOT LEGAL FOR TRADE, however, CAT SCALE COMPANY GUARANTEES THESE WEIGHTS TO BE CORRECT.**

DATE: 3-29-2010

SCALE LOCATION: 278 GEE-CEE'S TRUCKSTOP I-5 AND EXIT 57 TOLEDO WA

STEER AXLE	21740 lb
DRIVE AXLE	33100 lb
TRAILER AXLE	47540 lb
TOTAL WEIGHT	102380 lb

833
94832295

COMPANY STAN PALMER CONST TRACTOR # 61 TRAILER # 42

WEIGHER'S SIGNATURE: [illegible] FEE: 9.00 FULL WEIGH TICKET #: [illegible] (IF REWEIGH)

KARI LINDSEY

ONLY CERTIFIED WEIGHTS APPEAR BELOW THIS LINE

CERTIFIED WEIGHTS (imprint seal)

GROSS 102380

TARE 43600

NET 58780 29.3

WEIGH NUMBER 2295

Weyerhaeuser Company
Integrated Waste Management
[illegible]

WEIGHMASTER CERTIFICATE

This is to certify that the following described commodity was weighed, measured, or counted by a Weighmaster, whose signature is on this Certificate, who is a recognized authority of accuracy, as prescribed by State Law.

COMMODITY WEIGHED: FREIGHT ALL KINDS

REMARKS: [illegible]

TRACTOR LICENSE # [illegible] TRACTOR # [illegible]

TRAILER LICENSE # [illegible] TRAILER # [illegible]

TRAILER LICENSE # [illegible] TRAILER # [illegible]

NAME OF WEIGHMASTER (print): [illegible]

WEIGHMASTER SIGNATURE: [illegible]

© CAT SCALE COMPANY® 12/0 (WA)

94832304

TICKET NUMBER

CAT SCALE®

CERTIFIED AUTOMATED TRUCK SCALE

CAT SCALE COMPANY
P.O. BOX 630
WALCOTT, IA 52773
(563) 284-6263
www.catscale.com

THE CAT SCALE GUARANTEE

The CAT Scale Company **GUARANTEES** that our scales will give an accurate weight. What makes us different from other scale companies is that we back up our guarantee with cash.©

IF YOU SHOULD GET AN OVERWEIGHT FINE, YOU SHOULD DO THE FOLLOWING TO GET THE PROBLEM RESOLVED:

1) Post bond and request a court date.
2) Call CAT Scale Company direct 24 hours a day at 1-877-CAT-SCALE (toll free).
3) IMMEDIATELY send a copy of the citation, CAT Scale ticket, your name, company, address, and phone number to CAT Scale Company Attn: Operations Manager.

THANK YOU FOR WEIGHING ON CAT SCALE!

The four weights shown below are separate weights. The TOTAL WEIGHT was weighed on a full length platform scale. **AXLE WEIGHTS CAN NOT BE CERTIFIED** and are **NOT LEGAL FOR TRADE, however, CAT SCALE COMPANY GUARANTEES THESE WEIGHTS TO BE CORRECT.**

DATE: 3-29-2010

SCALE LOCATION: 278 GEE-CEE'S TRUCKSTOP I-5 AND EXIT 57 TOLEDO WA

STEER AXLE

DRIVE AXLE

TRAILER AXLE

TOTAL WEIGHT

COMPANY STAN PALMER CONST TRACTOR # TRAILER #

WEIGHER'S SIGNATURE: Cherie Malmstrom FEE: FULL WEIGH TICKET # (IF REWEIGH)

CHERIE MALMSTROM

ONLY CERTIFIED WEIGHTS APPEAR BELOW THIS LINE

CERTIFIED WEIGHTS (imprint seal)

GROSS 108 300

TARE 41,700

NET 66600

33.30

WEIGH NUMBER 2304

WEIGHMASTER CERTIFICATE

This is to certify that the following described commodity was weighed, measured, or counted by a Weighmaster, whose signature is on this Certificate, who is a recognized authority of accuracy, as prescribed by State Law.

Weyerhaeuser Company
Integrated Waste Management
Material Recovery / Transfer Facility
PO Box 188
Longview, WA 98632
(206) 578-4416

COMMODITY WEIGHED: FREIGHT ALL KINDS

REMARKS:

TRACTOR LICENSE # TRACTOR #

TRAILER LICENSE # TRAILER #

TRAILER LICENSE # TRAILER #

NAME OF WEIGHMASTER (print):

WEIGHMASTER SIGNATURE:

© CAT SCALE COMPANY® 12/0 (WA)

94832305

TICKET NUMBER

CAT SCALE®

CERTIFIED AUTOMATED TRUCK SCALE

CAT SCALE COMPANY
P.O. BOX 630
WALCOTT, IA 52773
(563) 284-6263
www.catscale.com

THE CAT SCALE GUARANTEE

The CAT Scale Company **GUARANTEES** that our scales will give an accurate weight. What makes us different from other scale companies is that we back up our guarantee with cash.©

IF YOU SHOULD GET AN OVERWEIGHT FINE, YOU SHOULD DO THE FOLLOWING TO GET THE PROBLEM RESOLVED:

1) Post bond and request a court date.
2) Call CAT Scale Company direct 24 hours a day at 1-877-CAT-SCALE (toll free).
3) IMMEDIATELY send a copy of the citation, CAT Scale ticket, your name, company, address, and phone number to CAT Scale Company Attn: Operations Manager.

THANK YOU FOR WEIGHING ON CAT SCALE!

The four weights shown below are separate weights. The TOTAL WEIGHT was weighed on a full length platform scale. **AXLE WEIGHTS CAN NOT BE CERTIFIED** and are **NOT LEGAL FOR TRADE, however, CAT SCALE COMPANY GUARANTEES THESE WEIGHTS TO BE CORRECT.**

DATE: 3-29-2010

SCALE LOCATION: 278 GEE-CEE'S TRUCKSTOP I-5 AND EXIT 57 TOLEDO WA

STEER AXLE 21600 lb

DRIVE AXLE 35180 lb

TRAILER AXLE 52140 lb

TOTAL WEIGHT 108920 lb

1213

94832305 COMPANY STAN PALMER CONST TRACTOR # 61 TRAILER # 42

WEIGHER'S SIGNATURE: KARL J. TURREY FEE: 1.00 FULL WEIGH TICKET # 94832295 (IF REWEIGH)

ONLY CERTIFIED WEIGHTS APPEAR BELOW THIS LINE

CERTIFIED WEIGHTS (imprint seal)

GROSS 108920

TARE 43600

NET 65320-32.6

WEIGH NUMBER 2285

WEIGHMASTER CERTIFICATE

This is to certify that the following described commodity was weighed, measured, or counted by a Weighmaster, whose signature is on this Certificate, who is a recognized authority of accuracy, as prescribed by State Law.

Weyerhaeuser Company
Integrated Waste Management
Material Recovery / Transfer Facility
PO Box 188
Longview, WA 98632
(206) 578-4416

COMMODITY WEIGHED: FREIGHT ALL KINDS

REMARKS:

TRACTOR LICENSE # TRACTOR #

TRAILER LICENSE # TRAILER #

TRAILER LICENSE # TRAILER #

NAME OF WEIGHMASTER (print):

WEIGHMASTER SIGNATURE:

© CAT SCALE COMPANY® 12/0 (WA)

94832343

TICKET NUMBER

CERTIFIED AUTOMATED TRUCK SCALE

CAT SCALE COMPANY
P.O. BOX 630
WALCOTT, IA 52773
(563) 284-6263
www.catscale.com

THE CAT SCALE GUARANTEE

The CAT Scale Company **GUARANTEES** that our scales will give an accurate weight. What makes us different from other scale companies is that we back up our guarantee with cash.©

IF YOU SHOULD GET AN OVERWEIGHT FINE, YOU SHOULD DO THE FOLLOWING TO GET THE PROBLEM RESOLVED:

1) Post bond and request a court date.
2) Call CAT Scale Company direct 24 hours a day at 1-877-CAT-SCALE (toll free).
3) IMMEDIATELY send a copy of the citation, CAT Scale ticket, your name, company, address, and phone number to CAT Scale Company Attn: Operations Manager.

THANK YOU FOR WEIGHING ON CAT SCALE!

The four weights shown below are separate weights. The TOTAL WEIGHT was weighed on a full length platform scale. **AXLE WEIGHTS CAN NOT BE CERTIFIED** and are **NOT LEGAL FOR TRADE, however, CAT SCALE COMPANY GUARANTEES THESE WEIGHTS TO BE CORRECT.**

DATE: 3-30-2010

SCALE LOCATION: GEE-CEE'S TRUCKSTOP, I-5 AND EXIT 57, TOLEDO WA

STEER AXLE

DRIVE AXLE

TRAILER AXLE

TOTAL WEIGHT

COMPANY _____ TRACTOR # _____ TRAILER # _____

WEIGHER'S SIGNATURE: TIA WARD FEE: _____ FULL WEIGH TICKET # _____ (IF REWEIGH)

ONLY CERTIFIED WEIGHTS APPEAR BELOW THIS LINE

CERTIFIED WEIGHTS (imprint seal)

GROSS 107,140

TARE 41,700

NET 65 440

32.72

WEIGH NUMBER 2343

WEIGHMASTER CERTIFICATE

This is to certify that the following described commodity was weighed, measured, or counted by a Weighmaster, whose signature is on this Certificate, who is a recognized authority of accuracy, as prescribed by State Law.

Weyerhaeuser
Integrated Waste Management
Material Recovery / Transfer Facility
PO Box 188
Longview, WA 98632
(206) 578-4615

COMMODITY WEIGHED: _____

REMARKS: _____

TRACTOR LICENSE # _____ TRACTOR # _____

TRAILER LICENSE # _____ TRAILER # _____

TRAILER LICENSE # _____ TRAILER # _____

NAME OF WEIGHMASTER (print): _____

WEIGHMASTER SIGNATURE: _____

© CAT SCALE COMPANY® 12/0 (WA)

94832344

TICKET NUMBER

CERTIFIED AUTOMATED TRUCK SCALE

CAT SCALE COMPANY
P.O. BOX 630
WALCOTT, IA 52773
(563) 284-6263
www.catscale.com

834
94832344

THE CAT SCALE GUARANTEE

The CAT Scale Company **GUARANTEES** that our scales will give an accurate weight. What makes us different from other scale companies is that we back up our guarantee with cash.©

IF YOU SHOULD GET AN OVERWEIGHT FINE, YOU SHOULD DO THE FOLLOWING TO GET THE PROBLEM RESOLVED:

1) Post bond and request a court date.
2) Call CAT Scale Company direct 24 hours a day at 1-877-CAT-SCALE (toll free).
3) IMMEDIATELY send a copy of the citation, CAT Scale ticket, your name, company, address, and phone number to CAT Scale Company Attn: Operations Manager.

THANK YOU FOR WEIGHING ON CAT SCALE!

The four weights shown below are separate weights. The TOTAL WEIGHT was weighed on a full length platform scale. **AXLE WEIGHTS CAN NOT BE CERTIFIED** and are **NOT LEGAL FOR TRADE, however, CAT SCALE COMPANY GUARANTEES THESE WEIGHTS TO BE CORRECT.**

DATE: 3-30-2010

SCALE LOCATION: 278 GEE-CEE'S TRUCKSTOP, I-5 AND EXIT 57, TOLEDO WA

STEER AXLE 21840 lb

DRIVE AXLE 35240 lb

TRAILER AXLE 50060 lb

TOTAL WEIGHT 107140 lb

COMPANY STAN PALMER CONST TRACTOR # 61 TRAILER # 42

WEIGHER'S SIGNATURE: TIA WARD FEE: 9.00 FULL WEIGH TICKET # _____ (IF REWEIGH)

ONLY CERTIFIED WEIGHTS APPEAR BELOW THIS LINE

CERTIFIED WEIGHTS (imprint seal)

GROSS 107140

TARE 43600

NET 63540 · 31.7

WEIGH NUMBER 2344

WEIGHMASTER CERTIFICATE

This is to certify that the following described commodity was weighed, measured, or counted by a Weighmaster, whose signature is on this Certificate, who is a recognized authority of accuracy, as prescribed by State Law.

Weyerhaeuser Company
Integrated Waste Management
Material Recovery / Transfer Facility
PO Box 188
Longview, WA 98632
(206) 578-4615

COMMODITY WEIGHED: FREIGHT ALL KINDS

REMARKS: _____

TRACTOR LICENSE # _____ TRACTOR # _____

TRAILER LICENSE # _____ TRAILER # _____

TRAILER LICENSE # _____ TRAILER # _____

NAME OF WEIGHMASTER (print): _____

WEIGHMASTER SIGNATURE: _____

© CAT SCALE COMPANY® 12/0 (WA)

94832354

TICKET NUMBER

CAT SCALE

CERTIFIED AUTOMATED TRUCK SCALE

CAT SCALE COMPANY
P.O. BOX 630
WALCOTT, IA 52773
(563) 284-6263
www.catscale.com

THE CAT SCALE GUARANTEE

The CAT Scale Company **GUARANTEES** that our scales will give an accurate weight. What makes us different from other scale companies is that we back up our guarantee with cash.©

IF YOU SHOULD GET AN OVERWEIGHT FINE, YOU SHOULD DO THE FOLLOWING TO GET THE PROBLEM RESOLVED:

1) Post bond and request a court date.
2) Call CAT Scale Company direct 24 hours a day at 1-877-CAT-SCALE (toll free).
3) IMMEDIATELY send a copy of the citation, CAT Scale ticket, your name, company, address, and phone number to CAT Scale Company Attn: Operations Manager.

THANK YOU FOR WEIGHING ON CAT SCALE

The four weights shown below are separate weights. The TOTAL WEIGHT was weighed on a full length platform scale. **AXLE WEIGHTS CAN NOT BE CERTIFIED** and are **NOT LEGAL FOR TRADE, however, CAT SCALE COMPANY GUARANTEES THESE WEIGHTS TO BE CORRECT.**

DATE: 3-30-2010

SCALE LOCATION: 272 GEE-CEE'S TRUCKSTOP I-5 AND EXIT 67 TOLEDO WA

STEER AXLE

DRIVE AXLE

TRAILER AXLE

TOTAL WEIGHT

COMPANY STAN PALMER CONST TRACTOR # _____ TRAILER # _____

WEIGHER'S SIGNATURE: TIA WARD FEE: FULL WEIGH TICKET # _____ (IF REWEIGH)

ONLY CERTIFIED WEIGHTS APPEAR BELOW THIS LINE

CERTIFIED WEIGHTS (imprint seal)

GROSS 104,800

TARE 41,700

NET 65,100

32.55

WEIGH NUMBER 2354

WEIGHMASTER CERTIFICATE

This is to certify that the following described commodity was weighed, measured, or counted by a Weighmaster, whose signature is on this Certificate, who is a recognized authority of accuracy, as prescribed by State Law.

Weyerhaeuser Company Integrated Waste Management Material Recovery / Transfer Facility PO Box 188 Longview, WA 98632 (206) 578-6616

COMMODITY WEIGHED: _____

REMARKS: _____

TRACTOR LICENSE # _____ TRACTOR # _____

TRAILER LICENSE # _____ TRAILER # _____

TRAILER LICENSE # _____ TRAILER # _____

NAME OF WEIGHMASTER (print): _____

WEIGHMASTER SIGNATURE: _____

© CAT SCALE COMPANY® 1 (WA)

94832372

TICKET NUMBER

CAT SCALE

CERTIFIED AUTOMATED TRUCK SCALE

CAT SCALE COMPANY
P.O. BOX 630
WALCOTT, IA 52773
(563) 284-6263
www.catscale.com

THE CAT SCALE GUARANTEE

The CAT Scale Company **GUARANTEES** that our scales will give an accurate weight. What makes us different from other scale companies is that we back up our guarantee with cash.©

IF YOU SHOULD GET AN OVERWEIGHT FINE, YOU SHOULD DO THE FOLLOWING TO GET THE PROBLEM RESOLVED:

1) Post bond and request a court date.
2) Call CAT Scale Company direct 24 hours a day at 1-877-CAT-SCALE (toll free).
3) IMMEDIATELY send a copy of the citation, CAT Scale ticket, your name, company, address, and phone number to CAT Scale Company Attn: Operations Manager.

THANK YOU FOR WEIGHING ON CAT SCALE

The four weights shown below are separate weights. The TOTAL WEIGHT was weighed on a full length platform scale. **AXLE WEIGHTS CAN NOT BE CERTIFIED** and are **NOT LEGAL FOR TRADE, however, CAT SCALE COMPANY GUARANTEES THESE WEIGHTS TO BE CORRECT.**

DATE: 3-31-2010

SCALE LOCATION: 272 GEE-CEE'S TRUCKSTOP I-5 AND EXIT 67 TOLEDO WA

STEER AXLE

DRIVE AXLE

TRAILER AXLE

TOTAL WEIGHT

COMPANY STAN PALMER CONST TRACTOR # _____ TRAILER # _____

WEIGHER'S SIGNATURE: TIA WARD FEE: FULL WEIGH TICKET # _____ (IF REWEIGH)

ONLY CERTIFIED WEIGHTS APPEAR BELOW THIS LINE

CERTIFIED WEIGHTS (imprint seal)

GROSS 49820

TARE

NET 58120

29.56

WEIGH NUMBER 2372

WEIGHMASTER CERTIFICATE

This is to certify that the following described commodity was weighed, measured, or counted by a Weighmaster, whose signature is on this Certificate, who is a recognized authority of accuracy, as prescribed by State Law.

Weyerhaeuser Company Integrated Waste Management Material Recovery / Transfer Facility PO Box 188 Longview, WA 98632 (206) 578-6616

COMMODITY WEIGHED: _____

REMARKS: _____

TRACTOR LICENSE # _____ TRACTOR # _____

TRAILER LICENSE # _____ TRAILER # _____

TRAILER LICENSE # _____ TRAILER # _____

NAME OF WEIGHMASTER (print): _____

WEIGHMASTER SIGNATURE: _____

© CAT SCALE COMPANY® 1 (WA)

Weyerhaeuser
The future is growing™

Landfill
3434 South Silver Lake Rd
Castle Rock WA 98611
Tel (360) 274 6492
Fax (360) 274 6393

LOAD SUMMARY FOR STAN PALMER CONSTRUCTION

PORT OF OLYMPIA - EAST BAY

4/7/2010

DATE	TIME	CUSTOMER	HAULER, DRIVER, TRUCK#	GROSS WGT (LBS)	TARE WGT (LBS)	NET WGT (LBS)	TICKET #
4/7/2010	9:30A	Port of Olympia	Stan Palmer - Steve - #62	112,640	41,440	71,200	94766931
4/7/2010	1:30P	Port of Olympia	Stan Palmer - Steve - #62	111,160	41,440	69,720	94766939

Total Load Count:	**2**	**Total Net Weight (LBS):**	**140,920**
		Total Net Weight (TONS):	**70.5**

100th Anniversary

TRUCK LOG SHEET

Ctrl #	DATE	TIME	CUSTOMER	HAULER, DRIVER & TRUCK#	GROSS/TARE WGT (LBS)	TICKET #	SYSTEM ID# (OFFICE USE ONLY)
4178	4-2-10	7:13	Schnitzer	Wilkins Dave 0849	103580 41820		
4179	4-2-10	7:15	"	" Tommy 08100	104720 40420		
4180	4-2-10	7:45	Schnitzers	WILKENS, Stuart, 05-103	104040 40260		
4181	4-2-10	7:46	Schnitzers	Wilkins Tom 05-101	103600 40760		
4182	4-2-10	7:45	Schnitzer	Wilkins BOB 08105	104640 41080		
4183	4-5-10	6:45	" "	" " BOB 08105	103200 41080		
4184	4-5-10	7:30	SCHNITZER	Wilkins Tommy 08-100	101580 40420		
4185	4-5-10	8:30	Schnitzers	WILKENS, Stuart, 05-103	102720 40720		
4186	4-5-10	9:05	Schnitzers	Wilkins Tom 05101	101650 41240		
4187	4-5-10	10:40	" "	" " BOB 08105	102780 41380		
4188	4-6-10	1:00	OSC RECYCLE	JORDAN RV	92,120 41,951	18906	
4189	4-5-10	1:30	Schnitzers	Wilkins Tom 0101	102320 40740		
4190	4-6-10	6:36	Schnitzers	Wilkins Tom 0101	99720 40650		
4191	4-6-10	7:00	Schnitzer	Wilkins BOB 08105	103200 41400		
4192	4-6-10	10:40	Schnitzers	Wilkins Tom 0101	101940 41060		
4193	4-6-10	1:30	" "	" " BOB 08105	104300 41700		
4194	4-6-10	1:50	"	" Tommy 08-100	105820 40680		
4195	4-7-10	9:30	Stan Palmer	Steve #62	112640 41440	6931	
4196	4-7-10	11:50	OSC RECYCLE	~~JORDAN~~ RV	89540 41951	18950	
4197	4-7-10	1:20	Stan Palmer	Steve #62	111160 41440	6939	
4198	4-7-10	1:25	SCHNITZER	WILKINS Tommy 08-100	104080 40500		
4199	4-8-10	6:30	"	Wilkins Tommy 08-100	100740 40340		
4200	4-8-10	12:17	"	Wilkins DAVE 0849	100520 41520		

PLEASE OBEY STOP SIGNS @ RR CROSSING - TRAIN+RAIL MTCE EQUIPMENT HAVE THE RIGHT OF WAY

*** * * REMEMBER 25 MPH MAX SPEED THRU RESIDENTIAL AREAS * * ***

94766931

TICKET NUMBER

CAT SCALE®

CERTIFIED AUTOMATED TRUCK SCALE

CAT SCALE COMPANY
P.O. BOX 630
WALCOTT, IA 52773
(563) 284-6263
www.catscale.com

840

94766931

The CAT Scale Company **GUARANTEES** that our scales will give an accurate weight. What makes us different from other scale companies is that we back up our guarantee with cash.©

IF YOU SHOULD GET AN OVERWEIGHT FINE, YOU SHOULD DO THE FOLLOWING TO GET THE PROBLEM RESOLVED:

1) Post bond and request a court date.
2) Call CAT Scale Company direct 24 hours a day at 1-8[illegible]-CAT-SCALE (toll free).
3) IMMEDIATELY send a copy of the citation, CAT Scale ticket, your name, company, address, and phone number to CAT Scale Company Attn: Operations Manager.

THANK YOU FOR WEIGHING ON CAT SCALE!

The four weights shown below are separate weights. The TOTAL WEIGHT was weighed on a full length platform scale. **AXLE WEIGHTS CAN NOT BE CERTIFIED** and are **NOT LEGAL FOR TRADE, however, CAT SCALE COMPANY GUARANTEES THESE WEIGHTS TO BE CORRECT.**

DATE: 4-07-2010

SCALE LOCATION: 278
GEE-CEE'S TRUCKSTOP
I-5 AND EXIT 57
TOLEDO WA

STEER AXLE	12240 LB
DRIVE AXLE	43540 LB
TRAILER AXLE	50460 LB
TOTAL WEIGHT	112540 LB

41,440 Tare

COMPANY STAN PALMER CONST TRACTOR # 62 TRAILER # 52

WEIGHER'S SIGNATURE: CHEREE MALMSTROM FEE: 9.00 FULL WEIGH TICKET # (IF REWEIGH)

ONLY CERTIFIED WEIGHTS APPEAR BELOW THIS LINE

CERTIFIED WEIGHTS
(imprint seal)

GROSS

TARE

NET

WEIGH NUMBER
6931

WEIGHMASTER CERTIFICATE

This is to certify that the following described commodity was weighed, measured, or counted by a Weighmaster, whose signature is on this Certificate, who is a recognized authority of accuracy, as prescribed by State Law.

COMMODITY WEIGHED: FREIGHT ALL KINDS

REMARKS:

TRACTOR LICENSE # TRACTOR #

TRAILER LICENSE # TRAILER #

TRAILER LICENSE # TRAILER #

NAME OF WEIGHMASTER (print):

WEIGHMASTER SIGNATURE:

© CAT SCALE COMPANY® 12/0
(WA)

94766939

TICKET NUMBER

CERTIFIED AUTOMATED TRUCK SCALE

CAT SCALE COMPANY
P.O. BOX 630
WALCOTT, IA 52773
(563) 284-6263
www.catscale.com

1236
94766939

THE CAT SCALE GUARANTEE

The CAT Scale Company **GUARANTEES** that our scales will give an accurate weight. What makes us different from other scale companies is that we back up our guarantee with cash.©

IF YOU SHOULD GET AN OVERWEIGHT FINE, YOU SHOULD DO THE FOLLOWING TO GET THE PROBLEM RESOLVED:

1) Post bond and request a court date.
2) Call CAT Scale Company direct 24 hours a day at 1-877-CAT-SCALE (toll free).
3) IMMEDIATELY send a copy of the citation, CAT Scale ticket, your name, company, address, and phone number to CAT Scale Company Attn: Operations Manager.

THANK YOU FOR WEIGHING ON CAT SCALE!

The four weights shown below are separate weights. The TOTAL WEIGHT was weighed on a full length platform scale. **AXLE WEIGHTS CAN NOT BE CERTIFIED** and are **NOT LEGAL FOR TRADE, however, CAT SCALE COMPANY GUARANTEES THESE WEIGHTS TO BE CORRECT.**

DATE: 4-07-2010

SCALE LOCATION: 278
GEE-CEE'S TRUCKSTOP
I-5 AND EXIT 57
TOLEDO WA

STEER AXLE	23540	LB
DRIVE AXLE	34480	LB
TRAILER AXLE	51120	LB
TOTAL WEIGHT	111140	LB

41,440 Tare

COMPANY STAN PALMER CONST TRACTOR # 52 TRAILER # 53T

WEIGHER'S SIGNATURE [signature] FEE: 9.00 FULL WEIGH TICKET # _____ (IF REWEIGH)

RACHEL WALLACE

ONLY CERTIFIED WEIGHTS APPEAR BELOW THIS LINE

CERTIFIED WEIGHTS
(imprint seal)

GROSS

TARE

NET

WEIGH NUMBER
6939

WEIGHMASTER CERTIFICATE

This is to certify that the following described commodity was weighed, measured, or counted by a Weighmaster, whose signature is on this Certificate, who is a recognized authority of accuracy, as prescribed by State Law.

COMMOOITY WEIGHED: FREIGHT ALL KINDS

REMARKS: _____

TRACTOR LICENSE # _____ TRACTOR # _____

TRAILER LICENSE # _____ TRAILER # _____

TRAILER LICENSE # _____ TRAILER # _____

NAME OF WEIGHMASTER (print): _____

WEIGHMASTER SIGNATURE: _____

© CAT SCALE COMPANY® 12/ (WA)

Weyerhaeuser
The future is growing™

Landfill
3434 South Silver Lake Rd
Castle Rock WA 98611
Tel (360) 274 6492
Fax (360) 274 6393

LOAD SUMMARY FOR STAN PALMER CONSTRUCTION

PORT OF OLYMPIA - EAST BAY

4/12/2010

DATE	TIME	CUSTOMER	HAULER, DRIVER, TRUCK#	GROSS WGT (LBS)	TARE WGT (LBS)	NET WGT (LBS)	TICKET #
4/12/2010	9:15A	Port of Olympia	Stan Palmer - Steve - #62	89,380	41,440	47,940	94767022
						0	

Total Load Count:	**1**	**Total Net Weight (LBS):**	**47,940**
		Total Net Weight (TONS):	**24.0**

70th Anniversary

ALL UNSCHEDULED TIRE DELIVERIES, USE VISITOR LOG TO SIGN IN FIRST

TRUCK LOG SHEET

Ctrl #	DATE	TIME	CUSTOMER	HAULER, DRIVER & TRUCK#	GROSS/TARE WGT (LBS)	TICKET #	SYSTEM ID# (OFFICE USE ONLY)
4201	4-9-10	6:40	Schutzer	Wilkins BOB 08105	100580 41600		
4202	4-9-10	6:50	"	" Tommy 08100	100780 40400		
4203	4-9-10	7:16	"	Wilkins DAVE 0899	100480 41040		
4204	4-9-10	12:00	CDL RECYCLE	JORDAN #841	94,120 41,951	18992	
4205							
4206	4-12-10	9:15	STAN Palmer	Steve #62	99380 41440	7022	
4207	4/12/10	11:50	Schutzer	Wilkins JT 08101	101600 41240		
4208	4-12-10	1:35	Schutzer	Wilkins BOB 08105	101140 41400		
4209	4-13-10	6:30	" "	" " " 0810[illegible]	98040 41260		
4210	4/13/10	8:35	Schutzer	Wilkins JT 08101	103820 41180		
4211	4/13/10	8:40	CDL RECYCLE	JORDAN 841	85,160 41,951		
4212	4-13-10	10:50	Schutzer	Wilkins BOB 08105	101 880 41460		
4213	4-13-10	11:57	"	" DAVE 0899	99860 41380		
4214	4/13/10	12:30	[illegible]	JT 08101	101820 41040		
4215	4-14-10	6:20	" "	" BOB 08105	99740 41200		
4216	4/14/10	6:50	" "	" JT 0810[illegible]	103180 40800		
4217	4-14-10	7:30	SCHNITZER	WILKINS Tommy 08100	101680 40400		
4218	4-14-10	10:40	" "	" BOB 08105	101320 41380		
4219	4/14/10	0:35	" "	" JT 08101	101640 41020		
4220	4/14/10	12:00	CDL RECYCLE	~~CDL RECYCLE~~ JORDAN 841	88420 41951		
4221	4-14-10	12:45	SCHNITZER	WILKINS Tommy 08-100	101000 40600		
4222	4/15/10	6:56	" "	" JT 08101	100660 40800		
4226	4-15-10	6:50	" "	" BOB 08105	103240 40960		

PLEASE OBEY STOP SIGNS @ RR CROSSING - TRAIN+RAIL MTCE EQUIPMENT HAVE THE RIGHT OF WAY

*** * * REMEMBER 25 MPH MAX SPEED THRU RESIDENTIAL AREAS * * ***

94767022

TICKET NUMBER

CERTIFIED AUTOMATED TRUCK SCALE

CAT SCALE COMPANY
P.O. BOX 630
WALCOTT, IA 52773
(563) 284-6263
www.catscale.com

831
94767022

THE CAT SCALE GUARANTEE

The CAT Scale Company **GUARANTEES** that our scales will give an accurate weight. What makes us different from other scale companies is that we back up our guarantee with cash.©

IF YOU SHOULD GET AN OVERWEIGHT FINE, YOU SHOULD DO THE FOLLOWING TO GET THE PROBLEM RESOLVED:

1) Post bond and request a court date.
2) Call CAT Scale Company direct 24 hours a day at 1-877-CAT-SCALE (toll free).
3) IMMEDIATELY send a copy of the citation, CAT Scale ticket, your name, company, address, and phone number to CAT Scale Company Attn: Operations Manager.

THANK YOU FOR WEIGHING ON CAT SCALE

The four weights shown below are separate weights. The TOTAL WEIGHT was weighed on a full length platform scale. **AXLE WEIGHTS CAN NOT BE CERTIFIED** and are **NOT LEGAL FOR TRADE,** however, **CAT SCALE COMPANY GUARANTEES THESE WEIGHTS TO BE CORRECT.**

DATE: 4-12-2010

SCALE LOCATION: 278
GEE-CEE'S TRUCKSTOP
I-5 AND EXIT 57
TOLEDO WA

STEER AXLE	15960 lb
DRIVE AXLE	30720 lb
TRAILER AXLE	42700 lb
TOTAL WEIGHT	89380 lb

COMPANY SIAN PALMER CONST TRACTOR # 62 TRAILER # 53

WEIGHER'S SIGNATURE: RACHEL WALLACE FEE: 9.00 FULL WEIGH TICKET # (IF REWEIGH)

ONLY CERTIFIED WEIGHTS APPEAR BELOW THIS LINE

CERTIFIED WEIGHTS
(imprint seal)

GROSS

TARE 41,440

NET

WEIGH NUMBER
7022

WEIGHMASTER CERTIFICATE

This is to certify that the following described commodity was weighed, measured, or counted by a Weighmaster, whose signature is on this Certificate, who is a recognized authority of accuracy, as prescribed by State Law.

COMMODITY WEIGHED: FREIGHT ALL KINDS
REMARKS:
TRACTOR LICENSE # TRACTOR #
TRAILER LICENSE # TRAILER #
TRAILER LICENSE # TRAILER #

NAME OF WEIGHMASTER (print):
WEIGHMASTER SIGNATURE:

© CAT SCALE COMPANY® 1. (WA)

Appendix E

Parcel 4/5 Interim Action Report

This page has been left blank intentionally to allow for double-sided printing.

STATE OF WASHINGTON
DEPARTMENT OF ECOLOGY
PO Box 47775 · Olympia, Washington 98504-7775 · (360) 407-6300
711 for Washington Relay Service · Persons with a speech disability can call 877-833-6341

October 20, 2016

City of Olympia
C/o Mr. Jay Burney
Assistant City Manager – Special Projects
P.O. Box 1967
Olympia, WA 98507-1967

Re: **Ecology approval of the *Parcel 4/Parcel 5 Interim Action Report,* prepared for the City of Olympia by Brown and Caldwell, February 2015; East Bay Redevelopment Site, Olympia, Washington, Agreed Order DE7830, Ecology Facility/Site No. 5785176, Cleanup Site ID No. 407.**

Dear Mr. Burney:

Thank you for submitting the revised above-referenced Interim Action report for our review in response to our February 12, 2014 comment letter. We have no further comments on this report. **Therefore, we consider the above-referenced Interim Action Report to be approved.**

If you have any questions, please contact me at (360) 407-6247 or via e-mail at stee461@ecy.wa.gov.

Sincerely,

S S Teel

Steve Teel, LHG
Cleanup Project Manager/Hydrogeologist
Toxics Cleanup Program
Southwest Regional Office

ST/ksc: Approval Parcel 4-5 IAR Oct 2016

By certified mail: (91 7108 2133 3939 7790 6844

cc: Mr. Jonathan Turk, Brown and Caldwell
Mr. Mark Barber – City Attorney, City of Olympia
Port of Olympia, C/o Ms. Rachael Jamison, Director of Environmental Programs
LOTT Clean Water Alliance, C/o Ms. Wendy Steffensen, Environmental Project Mgr
Mr. Chris Waldrin, PIONEER Technologies Corporation
Ivy Anderson – Office of the Attorney General
Nick Acklam – Department of Ecology
Megan MacClellan – Department of Ecology

724 Columbia St NW, Ste 420
Olympia, WA 98501

T: 360-943.7525
F: 360.943.7513

February 23, 2015

Response to Comment Letter dated February 12, 2014

Steve Teel, LHG
Site Manager, Toxics Cleanup Program
Ecology, Southwest Regional Office
PO Box 47775
Olympia, WA 98504

Dear Mr. Teel,

At your request, Brown and Caldwell has revised the Parcel 4/Parcel 5 Interim Action Report (IA Report) based on your comment letter dated February 12, 2014. We have compiled responses to your comments, provided below, and have included the revised report. Thank you for your review and comments on the Draft IA Report.

Response to Comments

1 C: The attached compact disk (CD) only contained an electronic copy of the appendices. Please include electronic copies of both the text and appendices with the next revision. Please also include two hard copies.

R: Both hard copies and electronic copies of the report have been generated. Please allow one to two weeks for delivery of the hard copies.

2 C: Appendix A is still incomplete. Both the original well report and the decommissioning well report need to be included for all of the wells. Appendix A contained both of these logs for MW-1 (well tag ID AKA425) and MW-3 (AKA427) but neither of these logs were present for MW-4 (AKA424) and the original well report needs to be added for MW-16 (APF874) and MW-23S (BAF400). Why was the decommissioning well report for BCN886 included? This well was apparently part of a separate project (LOTT VCP SW0933). Also, please label the well logs with the well designation (for example MW-1).

R: Upon final review of Appendix A and supporting documentation, the Appendix has been revised. The original completion log and decommissioning logs are provided for each well in Appendix A, with the exception of MW-4 (AKA424). Based on our review of the logs submitted by the site contractors, and Ecology's well log data base, we believe AKA424 is a non-unique well tag number. The site contractor that completed the abandonment work has included the abandonment log for BCN886 with the decommissioning logs provided for the site. Correspondence documented the delivery of the

BCN886 log, as well as the Ecology Well Log Database screenshot showing two AKA424 wells is provided in Appendix A.

3 C: Figure 4-1: The sample locations shown on this figure are at the incorrect scale. Please remove the sample location dots and instead show the excavation extent at the correct scale fore each hotspot (such as how they are shown on Figure 2-1). Please show both the "CNF-" hotspot designation and the original designation for the hotspots DP-21, DP-11, DP-18, DP-17, and TP-02). Please also add nearby monitoring well locations to this figure as previously requested in our comment letter. The size of the symbol for the monitoring well location should be reduced in size so that it is more proportionate to the scale of the figure and so they do not dwarf the extent of the hotspot excavations. For instance, Figure 2-3 shows the monitoring well location symbols at a scale of 21 feet in diameter, which seems a little larger than necessary for readability.

R: Figure 4-1 has been revised based on this comment.

4 C: Section 3.1. MW-17: This section states that MW-17 was not located but may be discovered during future work on Parcel 8. The Parcel 8 work has been completed now. Please update this section to indicate if MW-17 was discovered and/or decommissioned.

R: MW-17 was not located during the recent Parcel 8 work. The report text in Section 3.1 has been updated to reflect this information.

5 C: Parcel 4, Section 4.2.2 Soil Management, Last paragraph and Table 4-25: The text states that 5,600 tons were hauled off-site. However, Table 4-25 states that 8,686 tons were hauled off site for disposal. Please correct the text or table so that the amounts are consistent and accurate. What is the meaning of the Table 4-25 footnote that states that the Parcel 4 "Dig and Haul" amount of 8,060 tons is an "estimated" quantity by the LOTT construction manager? Why is this total estimated? Where are the weight tickets for this material? Please clarify in the report and make sure that all weight tickets are included in Appendix F. The text of Section 4.2.2 needs to include a discussion of the 291 tons of soil shown in Table 4-25 that were reused under the cap. Please also describe where on Parcel 4 this soil was placed.

R: We have reviewed the previously reported soils data and supporting documentation and have reorganized the data for this draft of the IA Report. The previously reported footnote for tables 4-25 indicating estimated quantities were based on tabulated data by LOTT construction manager has been revised based on our review of the supporting documentation for materials disposal. The value originally reported for Stockpile 4 removal (hot spot areas) was 626 tons. A review of the weight slips shows a value of 632 tons.

Rows have been added to this table to show disposal volumes per month. Table entries and footnotes have been revised accordingly.

6 C: Table 4-27 , Parcel 5 Soil Quantity Summary: Please explain the relationship between the value in the second line of the table ("Parcel 5 Reuse Under Cap", 6,002 tons) and the third line in the table ("Parcel 5 Total Available Reuse" 4,581 tons. Shouldn't the third line in the table be equal to the first line (Parcel 5 Unrestricted Reuse" 412 tons) plus the second line?

R: As stated in our response to Comment 5 above, the soil quantity results have been reorganized and revised in the IA Report. Table 4-27 was revised to remove rows that contained no data. Previously we reported a total of 248 tons removed during November and December 2010, based on estimate quantities from the construction project manager. However, review of the final quantities and weight slips does not support these values. The value for disposal in January 2011 was originally reported as 275 tons, and has been updated to reflect the weight slip receipts totaling 279 tons. The March 2011 disposal was originally reported as 993 tons and has been revised to 988 tons based on final weight slip documentation.

7 C: Parcel 5, Section 4.3.2. Soil Management: Please include a summary of the amount of soil that was disposed and reused in the text instead of just referring the reader to Table 4-27.

R: Additional text has been added to 4.3.2 in response to this comment.

8 C: Figure 4-5: The dioxin/furan toxicity equivalent concentrations shown in the figure are incorrect and do not match Table 4-5. Please correct the concentrations on the figure.

R: Figure 4-5 has been revised accordingly.

9 C: Table 4-11: At the bottom of the table, please change "Interim Action Reporting Level" to "Interim Action Remediation Level."

R: The revised IA report has been revised based on this comment.

10 C: Appendix F, Material Weight Slips and Landfill Records: The load summaries for Parcels 4 and 5 are incomplete. Parcel 4 only has two load summaries for a combined total of 382.9 net tons for the time period March 7-16, 2012. According to Table 4-25, a total of 8,060 tons were disposed off site. For Parcel 5, only four load summaries are shown for a combined total of 1,049.3 net tons for the time period January 17, 2011 to March 11, 2011. According to Table 4-27, disposal events started in October 2010 and ended

March 2012 and a total of 2,127.9 tons were disposed off-site for Parcels 4 and 5.

R: See response to Comments 5, 6, and 7. Appendix F has been revised based on these comments.

11 C: Appendix G: As requested in our previous comment letter, please define what "SDG" means.

R: Laboratories batch process samples based on the batches they receive from clients and other batch-loads. SDG refers to the "Sample Delivery Group" and associates a set of samples with the laboratory QA/QC procedures for a given batch of samples analyzed. The introductory text in Appendix G will be updated to include a description of this acronym.

12 C: Appendix I, Site Photos: Captions for the photos need to be added.

R: Captions have been added to the site photos in Appendix I.

Brown and Caldwell appreciates Ecology's services in reviewing this site documentation. Should you have any questions, please do not hesitate to call me at 360-943-7525.

Very truly yours,

Brown and Caldwell



Jonathan Turk, LHG
Olympia

cc: Rick Dougherty, City of Olympia
Eric Hielema, LOTT Clean Water Alliance
Chris Cleveland, Brown and Caldwell

Brown AND Caldwell

724 Columbia Street NW, Suite 420
Olympia, Washington 98501
Tel: 360.943.7525
Fax: 360.943.7513

Technical Memorandum

Prepared for: City of Olympia
LOTT Clean Water Alliance

Project Title: East Bay Redevelopment

Project No: 135894/138130

Technical Memorandum

Subject: Parcel 4/Parcel 5 Interim Action Report

Date: February 23, 2015

To: Jay Burney, Assistant City Manager, City of Olympia

Eric Hielema, Senior Engineer, LOTT Alliance

From: Jon Turk, Principal Hydrogeologist, Brown and Caldwell

Copy to: Steve Teel, Site Manager, Washington State Department of Ecology

Prepared by: _____

Jon Turk, Principal Hydrogeologist

Reviewed by: _____

Chris Cleveland, Vice President

Limitations:

This document was prepared solely for the City of Olympia and the LOTT Alliance in accordance with professional standards at the time the services were performed and in accordance with the contract between the City of Olympia and Brown and Caldwell dated September 4, 2009, and the contract between the LOTT Alliance and Brown and Caldwell dated June 18, 2008. This document is governed by the specific scope of work authorized by the City of Olympia and the LOTT Alliance; it is not intended to be relied upon by any other party except for regulatory authorities contemplated by the scope of work. We have relied on information or instructions provided by the City of Olympia and the LOTT Alliance and other parties and, unless otherwise expressly indicated, have made no independent investigation as to the validity, completeness, or accuracy of such information.

Table of Contents

List of Figures iii
List of Tables iii
List of Abbreviations v
1. Introduction 1
1.1 Regulatory Basis 1
1.1.1 Interim Action Purpose 1
1.1.2 Interim Action General Requirements 1
1.1.3 Relationship to the Cleanup Action 1
1.2 Studies and Plans to Date 2
1.3 East Bay Properties History 2
1.3.1 Historical Areas of Concern 3
1.4 IA Report 3
2. Site Conditions 4
2.1 Land Use 4
2.2 Constituents of Potential Concern 4
2.3 Conceptual Site Contaminant Transport Model 5
2.4 Conceptual Site Exposure Model 5
2.5 Site Subsurface Conditions 6
2.5.1 Hydrogeologic Conditions 6
2.5.2 Soil and Groundwater COPC Concentrations 6
2.5.3 Potential Transport of COPCs from Soil to Surface Water 7
3. Interim Action Work Plan Alternatives Evaluation and Selection 7
3.1 Interim Action Activities 7
4. Interim Action Implementation 8
4.1 Implementation Summary 8
4.2 Parcel 4 8
4.2.1 Hot Spot Remediation 9
4.2.2 Soil Management 10
4.2.3 Monitoring Well Decommissioning 10
4.2.4 Capping 10
4.3 Parcel 5 10
4.3.1 Hot Spot Remediation 11
4.3.2 Soil Management 11
4.3.3 Monitoring Well Decommissioning 12
4.3.4 Capping 13
4.4 Deviations from Interim Action Work Plan 13

Use of contents on this sheet is subject to the limitations specified at the beginning of this document.

5. Data Quality Review....13
5.1 Field Methods....13
5.2 Laboratory Data Assessment....13
6. Discussion and Conclusions....14
References....15

Appendix A: Monitoring Well Decomissioning Logs
Appendix B: Sampling and Analysis Plan
Appendix C: Quality Assurance Project Plan
Appendix D: Health and Safety Plan
Appendix E: Laboratory Reports
Appendix F: Material Weight Slips and Landfill Records
Appendix G: Data Validation Report
Appendix H: Excavation Logs
Appendix I: Site Photos

Use of contents on this sheet is subject to the limitations specified at the beginning of this document.
FINAL EBR IA Report1 Feb 2015 update.docx

List of Figures

Figure 1-1. Site Map, East Bay Redevelopment F-1
Figure 1-2. Historical Operations/AOCs F-2
Figure 2-1. Land Use F-3
Figure 2-2. Conceptual Site Containment Transport Model F-4
Figure 2-3. Monitoring Well Locations F-5
Figure 4-1. Confirmation Sample Locations F-6
Figure 4-2. CNF-4 Concentrations F-7
Figure 4-3. CNF-5 Concentrations F-8
Figure 4-4. CNF-3 Concentrations F-9
Figure 4-5. CNF-3A Concentrations F-10
Figure 4-6. CNF-1 Concentrations F-11
Figure 4-7. CNF-2 Concentrations F-12
Figure 4-8. CNF-2A Concentrations F-13

List of Tables

Table 3-1. Sample Locations and Analytical Constituents T-1
Table 3-2. Interim Action Cleanup Levels (IACLs) and Interim Action Remediation Levels (IARLs) T-2
Table 4-1. Confirmation Sample Locations T-3
Table 4-2. CNF-4 (DP-18) Concentrations in Soil T-6
Table 4-3. CNF-5 (DP-17) Concentrations in Soil T-7
Table 4-4. CNF-3 (TP-02) Concentrations in Soil T-8
Table 4-5. CNF-3A (TP-02) Concentrations in Soil T-9
Table 4-6. CNF-1 (DP-11) Concentrations in Soil T-10
Table 4-7. CNF-2 (DP-21) Concentrations in Soil T-11
Table 4-8. CNF-2A (DP-21) Concentrations in Soil T-12
Table 4-9. Arsenic Concentrations in Soil T-13
Table 4-10. Cadmium Concentrations in Soil T-17
Table 4-11. Lead Concentrations in Soil T-21
Table 4-12. Copper Concentrations in Soil T-26

Use of contents on this sheet is subject to the limitations specified at the beginning of this document.
FINAL EBR IA Report1 Feb 2015 update.docx

Table 4-13. Nickel Concentrations in Soil T-31
Table 4-14. TPH-G Concentrations in Soil T-36
Table 4-15. Benzene Concentrations in Soil T-41
Table 4-16. Ethylbenzene Concentrations in Soil T-46
Table 4-17. Toluene Concentrations in Soil T-51
Table 4-18. Total Xylenes Concentrations in Soil T-56
Table 4-19. TPH-D Concentrations in Soil T-61
Table 4-20. TPH-HO Concentrations in Soil T-66
Table 4-21. Total Naphthalenes Concentrations in Soil T-71
Table 4-22. Summary of Carcinogenic Polyaromatic Hydrocarbons (cPAH) Toxicity Equivalent Concentrations in Soil T-76
Table 4-23. Summary of Dioxin/Furan TEC Concentrations in Soil T-81
Table 4-24. Parcel 4 Stockpile Summary T-86
Table 4-25. Soil Quantity Summary – Parcel 4 ..... T-87
Table 4-26. Parcel 5 Stockpile Summary T-88
Table 4-27. Soil Quantity Summary – Parcel 5 ..... T-90

Brown AND Caldwell

Use of contents on this sheet is subject to the limitations specified at the beginning of this document.
FINAL EBR IA Report1 Feb 2015 update.docx

List of Abbreviations

AO	Agreed Order
bgs	below ground surface
City	City of Olympia
CL	Cleanup Level
CNF	Confirmation
COPC	constituent of potential concern
cPAH	carcinogenic polynuclear aromatic hydrocarbon
CSEM	conceptual Site exposure model
CY	cubic yard
Ecology	Washington State Department of Ecology
FS	Feasability Study
ft	foot/feet
HASP	Health and Safety Plan
HOCM	Hands-On Children's Museum
IA	Interim Action
IACL	Interim Action Cleanup Level
IARL	Interim Action Remediation Level
IAWP	Interim Action Work Plan
kg	kilogram
LOTT	Lacey, Olympia, Tumwater, and Thurston County Clean Water Alliance
mg	milligram
PAH	polycyclic aromatic compounds
PCB	polychlorinated biphenyl
POC	point of compliance
Port	Port of Olympia
QA/QC	quality assurance/quality control
QAPP	Quality Assurance Project Plan
RI	Remedial Investigation
SAP	Sampling and Analysis Plan
SOP	standard operating procedure
Site	East Bay Redevelopment
SPL	stockpile
TPH-D	diesel-range total petroleum hydrocarbons
TPH-G	gasoline-range total petroleum hydrocarbons
TPH-HO	heavy oil-range total petroleum hydrocarbons
UTM	Universal Transverse Mercator
VCP	Voluntary Cleanup Program
VOC	volatile organic compound
WAC	Washington Administrative Code

Use of contents on this sheet is subject to the limitations specified at the beginning of this document.
FINAL EBR IA Report1 Feb 2015 update.docx

1. Introduction

This technical memorandum presents the results of the Interim Action (IA) for Parcel 4 and Parcel 5 of the East Bay Redevelopment (the Site). The Interim Action Work Plan (IAWP) (Brown and Caldwell, 2010) proposed a remedy for cleanup of a portion of the Site, specifically Parcels 4 and 5, and developed the alternative selected into a program of specific activities to implement the alternative. The IA facilitated construction of the Hands-On Children's Museum (HOCM) on Parcel 5 by the City of Olympia (the City) and the Plaza on Parcel 4 by the LOTT Clean Water Alliance (LOTT). The IA for each parcel was implemented concurrently with development of each parcel.

The Site consists of eight public and commercial mixed-used development properties located on the Port of Olympia (Port) peninsula in Olympia, Washington. Parcels 4 and 5 are part of the Site. A map of the Site and the surrounding area is shown on Figure 1-1. Prior to short platting into eight parcels, the Site was a single, 13.3-acre property. Remedial activities at the Site are carried out under Agreed Order (AO) No. DE7830 between the Port, the City, LOTT, and the Washington State Department of Ecology (Ecology). The AO provides for completion of a Remedial Investigation/Feasibility Study (RI/FS) of the Site and the Parcel 4 and 5 IA. An RI work plan and an IA for Site infrastructure were completed under a previous AO between the Port and Ecology.

1.1 Regulatory Basis

The following section provides the regulatory basis for the IA, including its purpose, requirements, and relationship to the Cleanup Action.

1.1.1 Interim Action Purpose

According to Washington Administrative Code (WAC) 173-340-430(1), an IA is distinguished from a Cleanup Action in that an IA only partially addresses the cleanup of a site. An IA is one or more of the following:

- a remedial action that is technically necessary to reduce a threat to human health or the environment by eliminating or substantially reducing one or more pathways for exposure to a hazardous substance at a facility
- a remedial action that corrects a problem that may become substantially worse or cost substantially more to address if the remedial action is delayed
- a remedial action needed to provide for completion of a site hazard assessment, RI/FS, or design of a Cleanup Action

The IA proposed herein provides for the cleanup of a portion of the Site and reduces a threat to human health and the environment by addressing impacts to Parcel 4 and Parcel 5.

1.1.2 Interim Action General Requirements

General requirements of IAs are described in WAC 173-340-430(2). The IA implemented provided cleanup of a portion of the Site by eliminating or substantially reducing one or more pathways for exposure to a hazardous substance at or originating from Parcel 4 and Parcel 5.

1.1.3 Relationship to the Cleanup Action

The relationship of an IA to the final Cleanup Action is described in WAC 173-340-430(3). If the final Cleanup Action for a site is known, the IA must be consistent with the final Cleanup Action. If it is not known, the IA must not foreclose any reasonable cleanup alternatives.

Use of contents on this sheet is subject to the limitations specified at the beginning of this document.
FINAL EBR IA Report1 Feb 2015 update.docx

The final Cleanup Action for the Site is not known. The IA described in this technical memorandum will not foreclose any reasonable alternatives for the final Cleanup Action.

1.2 Studies and Plans to Date

A number of studies and planning documents have been completed for the Site. These include:

- Phase I ESA, Port of Olympia East Bay Redevelopment. Prepared by GeoEngineers, Inc. for the Port of Olympia. March 14, 2007.
- RI/FS and Conceptual CAP (now known as the RI/FS IA), Port of Olympia East Bay Redevelopment, City Hall lot. Prepared by GeoEngineers, Inc. for The Rants Group. April 24, 2007.
- Supplemental Site Use History and Soil and Groundwater Sampling Clarifications, Port of Olympia East Bay Redevelopment. Prepared by GeoEngineers, Inc. for the Port of Olympia. August 3, 2007.
- Voluntary Cleanup Program (VCP) Draft Remedial Investigation and Feasibility Study and Conceptual Cleanup Action Plan, East Bay Redevelopment, Port of Olympia. Prepared by GeoEngineers Inc. for the Port of Olympia. December 20, 2007.
- Remedial Investigation Work Plan, East Bay Redevelopment, Port of Olympia. Prepared by GeoEngineers, Inc, and Pioneer Technologies Corporation for the Port of Olympia. October 22, 2008, amended January 30, 2009.
- East Bay Remedial Investigation Phase 1 Summary. Prepared by Pioneer Technologies Corporation for the Port of Olympia. December 2008.
- Final Interim Action Work Plan, East Bay Redevelopment, Port of Olympia. Prepared by Pioneer Technologies Corporation for the Port of Olympia. May 2009.
- Draft Empirical Evaluation of the Potential for Soil Constituents to Migrate to Surface Water via Groundwater at the Port of Olympia's East Bay Redevelopment Site. Prepared by Pioneer Technologies Corporation for the Port of Olympia. February 2010. Ecology Comments issued by letter on April 16, 2010.
- Infrastructure Interim Action Report for East Bay Redevelopment Site. Prepared by Pioneer Technologies Corporation for the Port of Olympia. June 2010.
- Parcel 4/Parcel 5 Interim Action Work Plan. Prepared by Brown and Caldwell for the LOTT Clean Water Alliance and the City of Olympia. September 2010.
- Site Boundary Technical Memorandum for the East Bay Redevelopment Site. Prepared by Pioneer Technologies Corporation for the Port of Olympia. November 2010.
- Final Empirical Evaluation of the Potential for Soil Constituents to Migrate to Surface Water via Groundwater at the East Bay Redevelopment Site. Prepared by Pioneer Technologies Corporation for the Port of Olympia. May 2011.
- Data Gap Investigation Work Plan and Schedule, East Bay Redevelopment Site, Olympia, Washington. Prepared by Pioneer Technologies Corporation for the Port of Olympia. October 2011.
- Site Boundary, East Bay Redevelopment Site, Ecology Facility/Site No. 5785176, Agreed Order DE7830. Prepared by Pioneer Technologies Corporation for the Port of Olympia. December 2011.

1.3 East Bay Properties History

Parcels 4 and 5 lie within the original tideflat of Budd Inlet, and soils above the tideflat elevation are fill material. Fill operations on the Site began as early as the late 1800s and continued until as late as the 1970s. Much of the fill on the Site appears to be marine dredge spoils from dredging operations in the East and West Bays of Budd Inlet. In addition, fill has been found to contain wood debris, construction debris, and roadway fill.

Use of contents on this sheet is subject to the limitations specified at the beginning of this document.
FINAL EBR IA Report1 Feb 2015 update.docx

Lumber milling operations were located on the Site as early as 1888 and operated until 1968. Various support facilities and services accompanied the lumber milling operations. Log booming operations also took place in the adjacent East Bay of Budd Inlet. Following cessation of lumber milling activities in 1968, the area was used for commercial and light industrial activities and warehousing. Warehousing and light industry ceased in 2008 as the Site was cleared of tenants and operators in preparation for redevelopment.

Historical shorelines, interpreted from aerial photography, were developed in the Remedial Investigation Work Plan, East Bay Redevelopment, Port of Olympia (GeoEngineers/PIONEER, 2008, 2009) and included in the IAWP. Fill lithologies were classified, as follows, from oldest to youngest:

- Pre-1891: Dark-colored sand with pockets of wood debris and pockets of silt.
- 1891 to 1908: Dark brown to black coarse to fine sand. Based on historical records, this fill may have been sourced from a dredging operation to widen the Budd Inlet shipping channel.
- 1908 to 1948: Light colored sand with pockets of wood debris and pockets of gravel.
- 1948 to 1975: Light colored sand with pockets of gravel.

Underlying the fill layers are native silt and clay sediments.

A detailed historical review of fill horizons and the associated fill operation dates, as well as fill cross-sections developed based on boring and drilling observations, is presented in "Section 2.0 Site History" of the Remedial Investigation Work Plan, East Bay Redevelopment, Port of Olympia (GeoEngineers/PIONEER, 2008, 2009). This review was revised with additional subsurface observations and aerial photographs and presented in the Site Boundary Technical Memorandum for the East Bay Redevelopment Site (Pioneer, 2010).

1.3.1 Historical Areas of Concern

Historical areas of concern were identified in the IAWP. The St. Paul and Tacoma Lumber Mill, in operation between 1942 and 1968, was the primary industrial operator on Parcels 4 and 5. Historical areas of concern associated with this mill include an oil house and engine room, tar dipping tanks, a boiler house, transformers, and a spray-painting shop. These areas of concern are identified on Figure 1-2. Chemicals typically associated with these types of operations include petroleum hydrocarbons for the oil house; petroleum hydrocarbons and carcinogenic polynuclear aromatic hydrocarbons (cPAHs) for the tar dipping tanks; petroleum hydrocarbons, PAHs, and dioxins/furans for the boiler house; petroleum hydrocarbons and polychlorinated biphenyls (PCBs) for the transformers; and metals and volatile organic compounds (VOCs) for the spray-painting shop.

1.4 IA Report

This IA Report includes the following:

- A review of the understanding of Site conditions under which the IAWP was developed.
- A review of the evaluation of IA alternatives and selection of the IA.
- A description of soil management activities, including a timeline and volumes of soil excavated, segregated, stockpiled, reused, and disposed of offsite. The narrative will include descriptions of locations onsite where excavated soils were reused.
- A description of engineering control implementation.
- A description of compliance monitoring sampling and results.
- A discussion of the quantitative sampling results from soil stockpile sampling and confirmation sampling.
- A discussion of quality assurance/quality control (QA/QC) review results per the procedures described in the Quality Assurance Project Plan (QAPP).
- A discussion of deviations from the IA Work Plan.

Use of contents on this sheet is subject to the limitations specified at the beginning of this document.

- Figures summarizing compliance monitoring sampling locations and results.
- Tables summarizing volumes of soil excavated, stockpiled, reused, and disposed of offsite.
- Tables summarizing stockpile sampling results and compliance monitoring results.
- Copies of daily reports and field notes (including field screening logs and sample data sheets).
- Copies of waste disposal documentation, including manifests, weight slips, and receipts.
- Copies of laboratory analytical results and chains-of-custody.

2. Site Conditions

The following section describes Site conditions, including land use, constituents of potential concern (COPCs), the conceptual Site contaminant transport model, the conceptual Site exposure model (CSEM), and Site subsurface conditions

2.1 Land Use

Parcels 4 and 5 were developed concurrently with implementation of the IA. A public-use plaza was constructed on Parcel 4. The original design of the Parcel 4 plaza discussed in the IAWP included a water feature running approximately east-west through the center of the parcel. This feature was eliminated from the design after the IAWP was issued, and the plaza as constructed does not include a water feature. The HOCM and landscape improvements were constructed on the southern portion of Parcel 5. The northern portion of Parcel 5 consists of a parking lot for the HOCM.

The landscaping on both parcels consists of a mix of hardscaped areas (areas surfaced with an impervious material such as concrete or brick paving) and planted areas. In addition to landscaping, portions of Parcel 5 are covered by the HOCM building and parking lot. Figure 2-1 includes the current planned configuration of softscape and hardscape areas at the Site.

2.2 Constituents of Potential Concern

The following COPCs for Parcel 4 and 5 were identified in the IAWP:

- arsenic
- cadmium
- lead
- copper
- nickel
- total cPAHs
- total dioxins/furans
- total naphthalenes
- diesel-range total petroleum hydrocarbons (TPH-D)
- heavy oil-range total petroleum hydrocarbons (TPH-HO)
- gasoline-range total petroleum hydrocarbons (TPH-G)
- benzene
- toluene
- ethylbenzene
- total xylenes

Brown AND Caldwell

Use of contents on this sheet is subject to the limitations specified at the beginning of this document.
FINAL EBR IA Report1 Feb 2015 update.docx

2.3 Conceptual Site Contaminant Transport Model

The Conceptual Site Contaminant Transport Model for the Site, which was developed in the *Remedial Investigation Work Plan, East Bay Redevelopment, Port of Olympia* (GeoEngineers/PIONEER, 2008, 2009), shows potential historical sources of releases of COPCs, as well as potential routes of migration. This model was used as the basis for the IAWP. The Conceptual Site Contaminant Transport Model is shown on Figure 2-2. Potential sources and migration paths are discussed below.

Subsequent to the completion of the IAWP, the Port completed the *Final Empirical Evaluation of the Potential for Soil Constituents to Migrate to Surface Water via Groundwater at the East Bay Redevelopment Site* (Pioneer, 2011a). This report concluded that, with the possible exception of arsenic and TPH-D/TPH-HO, COPCs in soils at the Site are not being transported to groundwater. The transport of other COPCs, including metals in addition to arsenic, TPH-G, and VOCs were considered potential transport pathways at the time the IAWP was developed. They are therefore included on Figure 2-2 and in the discussion below. The transport of COPCs from soil to surface water via groundwater, with the exception of arsenic and TPH-D/TPH-HO, will not be included in future evaluations of contaminant transport at the Site.

1. **Direct discharge to ground surface:** Spills, leaks, or operational discharges from former industries onsite may have resulted in contaminants on the historical working surface. This contamination may have been covered by fill or seeped further into the ground. Potential sources include tanks, hog fuel or refuse piles, or transformers.
2. **Contaminated fill:** Dredge spoils or other material used as fill may be a source of contaminants.
3. **Buried debris:** Debris from former industrial operations at the Site may be buried at the Site.
4. **Leaching to groundwater:** Some contaminants may have leached to groundwater, and may be transported as dissolved chemicals in groundwater.
5. **Air deposition:** Contaminant containing airborne particulates from onsite or offsite smokestacks or burn piles may be deposited on the historical working surface. The contaminated surface would be buried under subsequent layers of fill.
6. **Groundwater flow:** Constituents may be transported through the movement of groundwater.
7. **Vertical groundwater gradients:** Artesian pressure in the area of the Site may result in upward gradients in the shallow groundwater unit.
8. **Historical artesian flow/leakage:** Artesian wells may have been historically located on the Site.

2.4 Conceptual Site Exposure Model

A conceptual Site exposure model (CSEM) was developed in "Section 6: Conceptual Site Exposure Model" in the *Remedial Investigation Work Plan, East Bay Redevelopment, Port of Olympia* (GeoEngineers/PIONEER, 2008, 2009), and revised based on an Ecology comment in the *Final Interim Action Work Plan, East Bay Redevelopment, Port of Olympia* (PIONEER, 2009) prepared by Pioneer Technologies Corporation on behalf of the Port for the infrastructure IA. The CSEM is presented on Figure C-1 of the *Final Interim Action Work Plan, East Bay Redevelopment, Port of Olympia* (PIONEER, 2009) report. This CSEM was used as the basis for the IAWP.

Subsequent to the completion of the IAWP, the Port completed the *Final Empirical Evaluation of the Potential for Soil Constituents to Migrate to Surface Water via Groundwater at the East Bay Redevelopment Site* (Pioneer, 2011a). This report concluded that, with the possible exceptions of arsenic and TPH-D/TPH-HO, COPCs in soils at the Site are not being transported to groundwater. The report recommends that, with the exception of arsenic, TPH-D, and TPH-HO, exposure pathways with a soil-to-groundwater or groundwater-to-surface water transport component be considered incomplete.

Use of contents on this sheet is subject to the limitations specified at the beginning of this document.
FINAL EBR IA Report1 Feb 2015 update.docx

2.5 Site Subsurface Conditions

The following conditions are summarized based on a series of studies evaluating subsurface conditions at the Site, including conditions at Parcel 4 and Parcel 5, as well as data collected during the IA.

2.5.1 Hydrogeologic Conditions

Subsurface hydrogeologic conditions at the Site are the result of decades of fill operations that elevated the ground surface and extended usable land seaward into Budd Inlet. The thick heterogeneous sequence of fill deposits beneath the Site extends from ground surface to elevations as deep as -10 feet. A detailed historical review of fill horizons and the associated fill operation dates, as well as fill cross-sections developed based on boring and drilling observations, is presented in "Section 2.0 Site History" of the *Remedial Investigation Work Plan, East Bay Redevelopment, Port of Olympia* (GeoEngineers/PIONEER, 2008, 2009).

A network of groundwater monitoring wells was installed on the Site (including on Parcels 4 and 5) and on the adjacent Parcel 8 for the study of groundwater conditions. On Parcels 4 and 5 and the adjacent parcels, MW-01, MW-02, MW-03, MW-04, MW-16, MW-17 (Parcel 8), MW-18 (in the adjacent infrastructure corridor), and MW-19 (Parcel 7) were installed in 2007. MW-02R, MW-23S, and MW-21S (Parcel 7) were installed in 2009. Monitoring well locations are shown on Figure 2-3. Monitoring wells MW-01, MW-03, MW-23S, and MW-16 were abandoned during the IA. These are discussed in Section 4 below. Driller logs from well decommissioning are included as Appendix A.

The occurrence and flow of groundwater beneath the Site is predicated upon the various fill horizons and respective hydraulic properties. Localized groundwater gradients occur across the Site where zones of more permeable fill are bounded by less permeable materials. Additionally, water levels fluctuate throughout the course of the year as a result of seasonal fluctuations in atmospheric conditions. Groundwater levels at the Site are historically variable; the difference between the minimum and maximum elevations in a single well was as high as 5.9 feet. The average difference between the minimum and maximum elevations was 2.17 feet. While groundwater flow generally appears to be from the southwest to northeast across Parcels 4 and 5, there may be an artesian influence on the Site with upward gradients from deeper confined groundwater units.

Tidal influence at the Site was assessed by GeoEngineers in 2007 and Greylock Consulting, LLC, in 2008. The 2007 study concluded that groundwater monitoring well elevations in the Parcel 3 area were not strongly influenced by tidal fluctuations (GeoEngineers, 2007b), while the Greylock study concluded that tidal influence was limited to areas near the shoreline (GeoEngineers/PIONEER, 2008, 2009). Observations by Pioneer Technologies Corporation during groundwater monitoring events at the Site have indicated high salinity in MW-04, MW-12, MW-16, and MW-18, wells that are located near the Budd Inlet shoreline. Salinity measurements and anecdotal observations in construction trenches also suggest tidal influence in the area near the shoreline (PIONEER, 2010a).

2.5.2 Soil and Groundwater COPC Concentrations

Soil and groundwater COPC data from reports including the *Voluntary Cleanup Program (VCP) Draft Remedial Investigation and Feasibility Study and Conceptual Cleanup Action Plan, East Bay Redevelopment, Port of Olympia* (GeoEngineers, 2007), the *Remedial Investigation Work Plan, East Bay Redevelopment, Port of Olympia* (GeoEngineers/PIONEER, 2008, 2009), the *East Bay Remedial Investigation Phase 1 Summary* (PIONEER, 2008), and the *Draft Empirical Evaluation of the Potential for Soil Constituents to Migrate to Surface Water via Groundwater at the Port of Olympia's East Bay Redevelopment Site* (PIONEER, 2010) were reviewed in the IAWP. Additionally, data from the second phase of the RI completed by the Port and data from a series of supplemental soil samples from Parcels 4 and 5 completed by LOTT and the City were reviewed. These data were discussed in detail in the IAWP.

Use of contents on this sheet is subject to the limitations specified at the beginning of this document.
FINAL EBR IA Report1 Feb 2015 update.docx

Following completion of the IAWP, additional Site data were presented in the Final *Empirical Evaluation of the Potential for Soil Constituents to Migrate to Surface Water via Groundwater at the East Bay Redevelopment Site* (Pioneer, 2011a). A complete review of Site-wide data is outside the scope of this report.

2.5.3 Potential Transport of COPCs from Soil to Surface Water

The IAWP reviewed empirical data and evidence presented in the *Draft Empirical Evaluation of the Potential for Soil Constituents to Migrate to Surface Water via Groundwater at the Port of Olympia's East Bay Redevelopment Site* (PIONEER, 2010a). Data reviewed in this report suggested that an empirical demonstration in accordance with WAC 173-340-747(9) is complete for cadmium, cPAHs, dioxins/furans, and total naphthalenes.

Subsequent to the completion of the IAWP, the Port completed the *Final Empirical Evaluation of the Potential for Soil Constituents to Migrate to Surface Water via Groundwater at the East Bay Redevelopment Site* (Pioneer, 2011a). This report concluded that, with the possible exception of arsenic and TPH-D/TPH-HO, COPCs in soils at the Site are not being transported to groundwater.

3. Interim Action Work Plan Alternatives Evaluation and Selection

IA alternatives were screened in the IAWP to identify potential means to control the complete or potentially complete exposure pathways identified in Section 2.4 above. These alternatives were screened using the procedure described for final Cleanup Actions in WAC 173-340-360. Threshold criteria for Cleanup Actions (WAC 173-340-360(2)(a)) are as follows: the selected action must protect human health and the environment, must comply with cleanup standards, must comply with applicable state and federal laws, and must provide for compliance monitoring.

Alternatives meeting these threshold criteria were further evaluated based on the additional minimum criteria for Cleanup Actions (WAC 173-340-360(2)(b)): the use of permanent solutions to the maximum extent practicable, provision of a reasonable restoration time frame, and consideration of public concerns.

"Permanent" solutions are those that do not require future action to meet cleanup standards. By "maximum extent practicable," it is meant that the incremental benefits of a particular alternative are not outweighed by the incremental costs. A basis for proposed alternatives, an evaluation of those alternatives, including a disproportionate cost analysis, are documented in the IAWP, and provided the foundation for implementing *Capping with Partial Excavation and Controls*. An generalized figure of the components of this alternative are provided as Figure 3-1.

3.1 Interim Action Activities

Specific activities necessary for completion of the IA for Parcels 4 and 5 were identified in the IAWP. These included the following:

- Control of Site access, including installation of a fence with a locking gate, implementation of traffic control measures, and Site control to ensure that only authorized personnel enter the Site during working hours.
- Well decommissioning, including decommissioning of MW-17 and decommissioning of wells where remediation activities present a risk of direct discharge or damage to wells. Alternatively, wells may be raised to the new Site grade. All work will be performed by a licensed driller. Monitoring wells MW-01, MW-03, MW-4, MW-23S, and MW-16 were abandoned during the IA. These are discussed in Section 4. Driller logs from well decommissioning are included as Appendix A. MW-17 was not located by the

Use of contents on this sheet is subject to the limitations specified at the beginning of this document.
FINAL EBR IA Report1 Feb 2015 update.docx

contractors. The well was presumed to be buried or previously abandoned. Subsequent work on Parcel 8, for part of the LOTT Budd Inlet Treatment Plant expansion, included mass excavation in the area of MW-17. However, the MW-17 was not found during the excavation work and assumed previously decommissioned.

- Excavation, stockpiling, and screening of soils for COPCs. Screening included sampling for COPCs as described in the Sampling and Analysis Plan (SAP) included with the IAWP, as well as evaluation of the geotechnical properties of soil to ensure its suitability for use as fill. The SAP is included as Appendix B to this report. Excavation of known hot spots was completed as described in the SAP and summarized in Table 3-1. As noted below, additional analytical testing was performed on samples collected from the DP-11 hot spot at the request of Ecology. Interim Action Cleanup Levels (IACLs) and Interim Action Remediation Levels (IARLs) are provided in Table 3-2.
- Offsite disposal of soils that have COPC concentrations in excess of IARLs or are geotechnically unsuitable.
- Reuse of soils onsite. Soils with COPC concentrations below IACLs may be used as fill anywhere onsite, while soils with COPC concentrations in excess of IACLs but below IARLs may be reused only in capped areas.
- Capping of portions of the Site with impervious materials such as pavement or hardscape.
- Particulate (dust) control.
- Dewatering and stormwater control, including treatment in Baker tanks and filtration as necessary and discharge of treated stormwater/excavation groundwater to the LOTT Budd Inlet Treatment Plant.

The IAWP developed a number of supplementary documents for implementation of the IA, including the SAP, a QAPP, a Heath and Safety Plan (HASP), and standard operating procedures (SOPs) for sample collection and handling. The SAP, QAPP, and HASP are included as Appendices B, C, and D to this report.

4. Interim Action Implementation

The following section describes implementation of the IA.

4.1 Implementation Summary

The IA was implemented in two stages. The first stage consisted of hot spot excavation on both Parcel 4 and Parcel 5, and partial excavation and capping on Parcel 5. This stage began in October 2010. Work was performed as part of the construction for the HOCM building and property improvements. The second stage consisted of partial excavation and capping on Parcel 4. This stage began in September 2011. Work was performed as part of the construction for the public plaza property improvements.

Locations for confirmation (CNF) samples taken from hot spot excavations are shown on Figure 4-1, with Universal Transverse Mercator (UTM) coordinates for samples shown in Table 4-1. Confirmation sample results are summarized in Tables 4-2 through 4-8. Results from stockpile (SPL) samples are shown in Tables 4-9 through 4-23.

Complete laboratory reports are included as Appendix E.

4.2 Parcel 4

This section describes IA activities on Parcel 4.

Use of contents on this sheet is subject to the limitations specified at the beginning of this document.
FINAL EBR IA Report1 Feb 2015 update.docx

4.2.1 Hot Spot Remediation

Parcel 4 hot spot remediation included the excavation and disposal of soil at hot spots DP-17, DP-18, and TP-02.

4.2.1.1 DP-18 (CNF-4)

DP-18 was initially completed on August 3, 2007. Soil sampling identified elevated levels of TPH-HO, cPAHs, and VOCs at depths between 10 and 12 feet bgs. DP-18 was excavated on November 8, 2010. Samples collected from this hot spot are designated as CNF-4.

The hot spot was excavated to dimensions of 20 x 20 x 15 feet (L x W x H). A total of 16 samples were collected from the excavation. Due to a later identified discrepancy in the IAWP/SAP, samples were analyzed for metals per the SAP, rather than the historically identified COCs (TPH, cPAH, VOCs). Sample locations are shown on Figure 4-3. Stockpile samples were later analyzed for the complete list of Site COCs.

Sample results were below IACLs for all COPCs. Sample results are shown on Table 4-2. The excavation was backfilled with clean material sourced from offsite. Logs of the hot spot excavation are provided in Appendix H.

4.2.1.2 DP-17 (CNF-5)

DP-17 was initially completed on August 3, 2007. Soil sampling identified elevated levels of arsenic at depths between 10 and 12 feet bgs. Pursuant to the IAWP, the DP-17 hot spot was excavated on November 8, 2010. Samples collected from this hot spot are designated as CNF-5.

The hot spot was excavated to dimensions of 20 x 20 x 15 feet (L x W x H). A total of 13 samples were collected from the excavation. Due to a later identified discrepancy in the IAWP/SAP, samples were analyzed for TPH, and VOCs per the SAP, rather than the historically identified COCs (metals). Sample locations are shown on Figure 4-3.

Sample results were below IACLs for all COPCs. Sample results are shown on Table 4-3. The excavation was backfilled with clean material sourced from offsite. Logs of the hot spot excavation are provided in Appendix H.

4.2.1.3 TP-02 (CNF-3, CNF-3A)

TP-02 was initially completed on October 4, 2007. Soil sampling identified elevated levels of dioxin at depths between 2 and 3 feet bgs. The hot spot excavation began on November 9, 2010. However, the hot spot was located adjacent to the eastern edge of Parcel 4, next to a sidewalk, irrigation lines, and the tree-lined Marine View Drive, with a portion of the hot spot falling outside of the ownership of the City. To minimize impacts to the sidewalk and other features, and avoid extending off the City's property onto Port land, Ecology approved a minor adjustment to the excavation dimensions. The excavation dimensions were reduced to 20 x 13 x 10 feet (L x W x H). At the direction of Ecology, additional sidewall samples were collected from the east face of the excavation, the direction in which the excavation was shortened. A total of 25 samples were collected. Sample locations are shown on Figure 4-4. Samples collected from this hot spot are designated as CNF-3.

Analysis of the samples resulted in one sample on the east face in excess of the IARL for dioxins/furans. Additionally, several samples exceeded the IACL for dioxins/furans. In accordance with the IAWP, the excavation was expanded to remove additional material.

On January 5, 2011, the excavation was expanded to the east by 7 feet, so that the overall surface dimensions of the excavation were 20 x 20 feet. With Ecology approval, the depth of the extension of the excavation was limited to 6.5 feet rather than the 10-foot depth of the original excavation. This depth was based on the sample results from the first round of excavation and sampling; concentrations in samples

Use of contents on this sheet is subject to the limitations specified at the beginning of this document.
FINAL EBR IA Report1 Feb 2015 update.docx

below a depth of 6 feet in the first round of sampling were below the IACL with one exception, and all samples below 6 feet were below the IARL. A total of 11 additional samples were collected. Locations for additional samples are shown on Figure 4-5 and were designated as CNF-3A.

All samples from the second round of excavation and sampling showed dioxin/furan concentrations below the IARL. Based on these results, the excavation was backfilled on with clean material sourced from offsite. Sample results for the original hot spot excavation and expanded area are shown on Tables 4-4 and 4-5. Logs of the hot spot excavation are provided in Appendix H.

4.2.2 Soil Management

Soil management activities on Parcel 4 deviated from the work plan. Bulk excavation of softscaped areas on Parcel 5 preceded work on Parcel 4, with the exception of hot spot excavation and disposal. During the Parcel 5 work, it was observed that the majority of soils had COPC concentrations between IACLs and IARLs, making them suitable for reuse only in capped areas. While the development plans for Parcel 5 presented opportunities for the reuse of soil in capped areas, these opportunities were limited on Parcel 4. Additionally, a significant fraction of Parcel 5 soils were not geotechnically suitable for reuse.

The project management team determined that the cost savings resulting from reuse of soil were likely to be outweighed by the costs of stockpiling. Stockpile sampling would result in significant costs due to the full suite of analyses required. Additionally, stockpiling soils from Parcel 4 would have required a dedicated stockpiling area located across the street to the south of Parcel 4. This would have added temporary rental costs for the stockpiling area to the project cost, and would have generated frequent truck or equipment traffic transporting soils across the public right-of-way. The transportation of soils across the public right-of-way raised Site control issues for the potentially contaminated material.

With Ecology approval, the management team elected to load excavated soils directly into trucks for offsite disposal. Historical Site data were provided to the disposal facility for approved acceptance of the material. The 6-foot excavation depth in softscaped areas was not altered. Only material excavated from the Parcel 4 hot spots was stockpiled on site. A summary of stockpiles, including source, estimated volume, COPC concentrations, and geotechnical suitability is shown in Table 4-24.

A summary of Parcel 4 soils hauled for disposal is shown in Table 4-25. A total of 8,692 tons of soil were hauled offsite from Parcel 4 for disposal. Soils were hauled to the Weyerhaeuser Regional Landfill in Castle Rock, Washington, for disposal. Weight slips for disposed material are included in Appendix F. A total of 291 tons of soil from the Parcel 4 soils excavations was available for reuse under cap. A portion of this material was used to backfill utility trenching and footings under Parcel 4 hardscaped areas, while the remainder was emplaced under the Parcel 5 parking lot area.

4.2.3 Monitoring Well Decommissioning

Monitoring wells MW-23S and MW-16 were decommissioned during the construction phase of the Plaza. Driller decommissioning logs are provided in Appendix A.

4.2.4 Capping

Containment caps consisting of hardscape materials, pavement, or the HOCM building were constructed per the IAWP. Site land use/cover is shown in Figure 2-1. Soil available for reuse under cap was only placed under the parking lot area.

4.3 Parcel 5

This section describes IA activities on Parcel 5.

Use of contents on this sheet is subject to the limitations specified at the beginning of this document.
FINAL EBR IA Report1 Feb 2015 update.docx

4.3.1 Hot Spot Remediation

Parcel 5 hot spot remediation included the excavation and disposal of soil at hot spots DP-11 and DP-21.

4.3.1.1 DP-11 (CNF-1)

DP-11 was initially completed on January 2, 2007. Soil sampling identified elevated levels of cPAHs at depths between 0 and 2 feet bgs and lead and cPAHs at depths between 8 and 10 feet bgs. The DP-11 excavation began on November 2, 2010. Excavation work was halted after the excavation became inundated with groundwater. Work resumed on November 3, 2010, after improvements to the dewatering system, and the excavation was completed the same day.

The hot spot was excavated to dimensions of 20 x 20 x 10 feet (L x W x H). A total of 12 samples were collected from the excavation. Samples were analyzed for metals per the SAP. At the direction of Ecology staff onsite during the excavation, TPH samples were also collected based on visual and olfactory observations. Sample locations are shown on Figure 4-6. Samples collected from this hot spot are designated as CNF-1.

Sample results were below IACLs for all COPCs. Sample results are shown on Table 4-6. The excavation was backfilled with clean material sourced from offsite. Logs of the hot spot excavation are provided in Appendix H.

4.3.1.2 DP-21 (CNF-2, CNF2A)

DP-21 was initially completed on August 3, 2007. Soil sampling identified elevated levels of arsenic at depths between 6 and 8 feet bgs. DP-21 was excavated on January 10, 2011.

The hot spot was excavated to dimensions of 20 x 20 x 10 feet (L x W x H). A total of 15 samples were collected from the excavation. Samples were analyzed for metals per the SAP. Sample locations are shown on Figure 4-6. Samples collected from this hot spot are designated as CNF-2.

One confirmation sample exceeded IACLs; the arsenic concentration in CNF-2-5-1.75 was 159 milligrams per kilogram (mg/kg), exceeding the IACL of 20 mg/kg. This sample was located on the north wall of the excavation at a depth of 1.75 feet. No other sample concentrations exceeded IACLs or IARLs.

On January 21, 2011, the excavation was expanded to the north by 20 feet per the IAWP, bringing the total dimensions of the excavation to 40 x 20 x 10 feet (L x W x H). Ten addition samples were collected from the east, west, and north sidewalls and floor of the expanded excavation. Samples were analyzed for metals per the SAP. Additional sample locations are shown on Figure 4-6. Samples from the additional excavation are designated as CNF-2A.

Sample results were below IACLs for all COPCs. Sample results are shown on Table 4-7 and 4-8. The excavation was backfilled with clean material sourced from offsite. Logs of the hot spot excavation are provided in Appendix H.

4.3.2 Soil Management

Soil management for the handling of hot spot excavation soils and soils from the bulk excavation of softscaped areas followed the procedures in the IAWP. Excavated soils were stockpiled in designated areas of the Site. Visqueen was placed below and on top of stockpiles, with sheeting on top of the stockpiles secured with ropes and sandbags. Stockpiles were covered at all times unless material was actively being added to or removed from the stockpile. Visqueen-covered straw bales were set up around stockpile areas to prevent the run-on of water into the stockpile areas and the runoff of rainwater coming into contact with active piles. A placard system, described in the IAWP, was initially used to track the status of stockpiles. Information recorded on the placards included stockpile number, sampling status, date sampled, date of analytical results, and the suitability of soils for reuse (i.e., suitable for reuse in any location, suitable for

Use of contents on this sheet is subject to the limitations specified at the beginning of this document.
FINAL EBR IA Report1 Feb 2015 update.docx

reuse in capped areas, not suitable for reuse). After wind storms repeatedly blew placards away, stockpile information was written directly on the visqueen covering the stockpiles using a grease pen or marking paint in lieu of the placard system to track stockpile information.

During excavation, materials were separated into stockpiles based on both soil type and location of the source excavation. Material from hot spot excavations was sorted into separate stockpiles from material from bulk excavation of softscaped areas. Additionally, material that appeared to be geotechnically suitable for reuse, such as sand and gravel, was stockpiled separately from silt or organic material.

Stockpiles were sampled according to the schedule included in the IAWP. Samples were collected from locations spatially distributed around the stockpile and at the approximate midpoint of the stockpile height. Sample locations were selected such that soil type sampled was representative of the material comprising the majority of the stockpile. Where stockpiles comprised large fractions of two or more soil types, at least one sample of each type was collected.

A summary of stockpiles, including source, estimated volume, COPC concentrations, and geotechnical suitability is shown in Table 4-26. Analytical results from stockpile samples are provided in Tables 4-9 through 4-23. The majority of soils excavated had COPC concentrations in excess of IACLs for one or more COPCs. However, the majority of soils excavated did not contain COPCs at concentrations exceeding IARLs. Lead concentrations exceeding 250 mg/kg were encountered in stockpile material sourced from two different hot spot excavations, and TPH-HO concentrations exceeding 2,000 mg/kg were encountered in two stockpiles, one sourced from a hot spot excavation and one sourced from a softscaped area excavation. Excavated soils were generally geotechnically suitable for reuse. Soils not suitable for reuse typically consisted of silt or of wood fragments and were encountered in deeper portions of hot spot excavations.

A summary of the total quantities from Parcel 5 is shown in Table 4-27. Note that the quantities shown in Table 4-27 are measured totals for the project. Reused soils were placed in the parking lot and building areas of the HOCM site. No soils were reused in softscaped areas. Soils removed from the Site for disposal were hauled to the Weyerhaeuser Regional Landfill in Castle Rock, Washington. Weight slips for material disposed of offsite is are included in Appendix F.

The total quantity of soils removed from the Site for disposal includes some surplus soils that were reusable in capped locations. This surplus volume was due in part to the prevalence of IACL exceedances, resulting in a low volume of soils that were usable in uncapped areas. The surplus soil was also due in part to the delay imposed by stockpile sample turnaround times. In several instances, material was imported to backfill before stockpile sample results were available in order to avoid unacceptable project delays. A total of 6,002 tons were available for reuse under cap, most of which was emplaced beneath the parking lot on Parcel 5, with lesser quantities used to backfill footings and utility trenches beneath hardscaped areas. However, with limited under cap areas for reuse potential, 342 tons that fell within the reuse under cap disposition were ultimately sent off site with materials not suitable for reuse. A total of 1,879 tons were disposed of off site, including 342 tons that was available for reuse under cap.

4.3.3 Monitoring Well Decommissioning

Monitoring wells MW-01 and MW-03 were in the HOCM footprint and were decommissioned. MW-04 was protected temporarily during construction. However, when damage to the riser as a result of construction activities became apparent, the well was decommissioned. Well decommissioning logs are included in Appendix A. The contractor that provided decommissioning work for the project provided a decommissioning log for BCN886 rather than AKA424 (MW-4). Documentation of this, as well as dual entries in Ecology's well log database for AKA424 is included in Appendix A..

Use of contents on this sheet is subject to the limitations specified at the beginning of this document.
FINAL EBR IA Report1 Feb 2015 update.docx

4.3.4 Capping

Containment caps consisting of hardscape materials, pavement, or the HOCM building were constructed per the IAWP. Site land use/cover is shown in Figure 2-1. Soil available for reuse under cap was only placed under the parking lot area.

4.4 Deviations from Interim Action Work Plan

Deviations from the IAWP include the following:

- reduced excavation volume of the TP-02 hot spot
- marked stockpile coverings rather than using a placard system for Parcel 5 soil management
- revised soil management plan for Parcel 4

These deviations are described in their respective sections above.

5. Data Quality Review

The following sections provide summaries of the data quality review for both field and analytical data collected during the IA.

5.1 Field Methods

Field methods and sample collection were completed in accordance with the project SAP and QAPP. Field-collected quality control samples consisted of field duplicates and trip blanks. Field duplicates were collected to assess the precision of all steps of the sample acquisition and analysis process. A total of 249 samples were collected during the IA work, with a total of 14 duplicate samples, resulting in a duplicate rate of 5.6 percent.

Trip blanks were used to determine potential cross-contamination issues during sample transportation, delivery, and storage. Trip blanks were included in each shipment of samples from the Site to the laboratory. A total of 17 trip blanks were collected during the IA.

5.2 Laboratory Data Assessment

A qualitative data usability review was performed on all analytical data collected from Parcels 4 and 5 during the IA. The review was performed in accordance with the general guidance provided by the National Functional Guideline for Data Review and with the project SAP and QAPP.

Overall, the data quality review found the data to be generally acceptable for the intended purposes. No data were rejected as a result of the review, and most data met the quality criteria for the parameters reviewed. Minor data quality issues with respect to field and laboratory duplicate precisions, matrix interferences, and laboratory control sample recovery were identified. Some of these issues resulted the following qualification of data:

- B: The analyte was detected in the method blank.
- J: The analyte was positively identified; the associated numerical value is the approximate concentration of the analyte in the sample.
- UJ: The analyte was not detected above the sample reporting limit. The reporting limit is approximate.
- U: The analyte was tested, but was not detected above the sample reporting limit.

Use of contents on this sheet is subject to the limitations specified at the beginning of this document.
FINAL EBR IA Report1 Feb 2015 update.docx

A complete data validation report is included as Appendix G.

6. Discussion and Conclusions

The following section provides a general summary of the IA work.

Hot spots identified as known areas of contamination were excavated with sidewall and bottom samples confirming that the volume of contaminated soils were removed. Each hot spot excavation was proposed to have an area of 20 x 20 feet, and a target depth identified by historically observed contamination depths. However, two hot spot excavations were slightly modified. To protect the integrity of infrastructure off the City of Olympia property, the TP-02 hot spot was initially excavated to dimensions of 20 x 13 x 10 feet (L x W x H) and sampled, with one sample from the eastern sidewall exceeding the IARL for dioxins/furans and other samples exceeding the IACL. After authorization from Ecology, the excavation was later expanded by 7 feet to the east, to a depth of 6.5 feet and additional sidewall sampling confirmed that the sidewall concentrations were below the IARLs. Hot spot DP-21 was initially excavated to dimensions of 20 x 20 x 10 feet; however, one sample from the northern sidewall exceeded the IACL for arsenic. As prescribed by the IAWP, the excavation was expanded an additional 20 feet to the north for final excavation dimensions of 40 x 20 x 10 feet. Sidewall sampling of the expanded excavation confirmed the removal of soil to sidewall concentrations below the IACLs for COPCs.

Areas of the Site proposed to have ground surface completed with landscaping or otherwise softscaped materials were excavated to a depth of 6 feet below finished Site grade, or the first contact with groundwater. As discussed above, to the greatest extent practicable, soil was tested and reused, according to its suitability. Based on analytical results, geotechnical suitability, and construction sequencing, this action resulted in the removal of approximately 5,600 tons of soil from Parcel 4 and 2,130 tons of soil from Parcel 5 for off-site disposal. In accordance with the IAWP, a geotextile fabric was used to line the softscape area excavations prior to backfilling. All other areas of the site were completed, or will be completed with a hardscape cap over the soil.

Use of contents on this sheet is subject to the limitations specified at the beginning of this document.
FINAL EBR IA Report1 Feb 2015 update.docx

References

Brown and Caldwell, 2010. Parcel 4 / Parcel 5 Interim Action Work Plan. Prepared by Brown and Caldwell for the LOTT Clean Water Alliance and the City of Olympia. September 2010.

GeoEngineers, 2007a. Phase I ESA, Port of Olympia East Bay Redevelopment. Prepared by GeoEngineers, Inc. for the Port of Olympia. March 14, 2007

GeoEngineers, 2007b. RI/FS and Conceptual CAP (now known as the RI/FS IA), Port of Olympia East Bay Redevelopment, City Hall lot. Prepared by GeoEngineers, Inc. for The Rants Group. April 24, 2007.

GeoEngineers, 2007c. Supplemental Site Use History and Soil and Groundwater Sampling Clarifications, Port of Olympia East Bay Redevelopment. Prepared by GeoEngineers, Inc. for the Port of Olympia. August 3, 2007.

GeoEngineers, 2007d. Voluntary Cleanup Program (VCP) Draft Remedial Investigation and Feasibility Study and Conceptual Cleanup Action Plan, East Bay Redevelopment, Port of Olympia. Prepared by GeoEngineers Inc. for the Port of Olympia. December 20, 2007.

GeoEngineers/PIONEER, 2008, 2009. Remedial Investigation Work Plan, East Bay Redevelopment, Port of Olympia. Prepared by GeoEngineers, Inc, and Pioneer Technologies Corporation for the Port of Olympia. October 22, 2008, amended January 30, 2009.

PIONEER, 2008. East Bay Remedial Investigation Phase 1 Summary. Prepared by Pioneer Technologies Corporation for the Port of Olympia. December 2008.

PIONEER, 2009. Final Interim Action Work Plan, East Bay Redevelopment, Port of Olympia. Prepared by Pioneer Technologies Corporation for the Port of Olympia. May 2009.

PIONEER, 2010a. Draft Empirical Evaluation of the Potential for Soil Constituents to Migrate to Surface Water via Groundwater at the Port of Olympia's East Bay Redevelopment Site. Prepared by Pioneer Technologies Corporation for the Port of Olympia. February 2010.

PIONEER, 2010b. Infrastructure Interim Action Report for East Bay Redevelopment Site. Prepared by Pioneer Technologies Corporation for the Port of Olympia. June 2010.

PIONEER, 2010c. Site Boundary Technical Memorandum for the East Bay Redevelopment Site. Prepared by Pioneer Technologies Corporation for the Port of Olympia. November 2010.

PIONEER, 2011a. Final Empirical Evaluation of the Potential for Soil Constituents to Migrate to Surface Water via Groundwater at the East Bay Redevelopment Site. Prepared by Pioneer Technologies Corporation for the Port of Olympia. May 2011.

PIONEER, 2011b. Data Gap Investigation Work Plan and Schedule, East Bay Redevelopment Site, Olympia, Washington. Prepared by Pioneer Technologies Corporation for the Port of Olympia. October 2011.

PIONEER, 2011c. Site Boundary, East Bay Redevelopment Site, Ecology Facility/Site No. 5785176, Agreed Order DE7830. Prepared by Pioneer Technologies Corporation for the Port of Olympia. December 2011.

Use of contents on this sheet is subject to the limitations specified at the beginning of this document.
FINAL EBR IA Report1 Feb 2015 update.docx

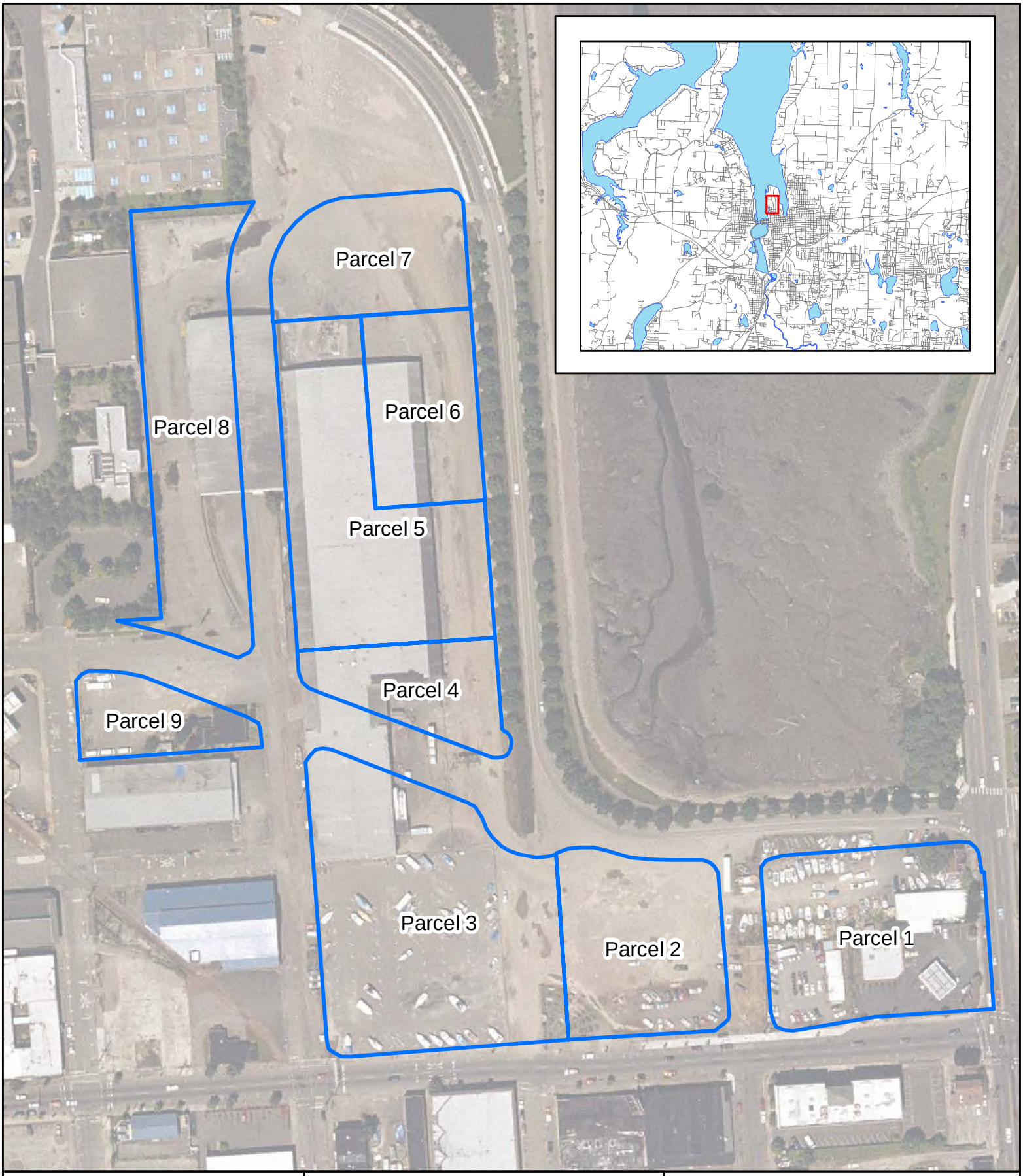

Figure 1-1:
Site Map, East Bay Redevelopment
Sept 2013

Brown AND Caldwell

LOTT Clean Water Alliance

N

0 37.575 150 225 300 Feet

Legend

- East Bay Redevelopment Boundaries
- Parcel Boundaries

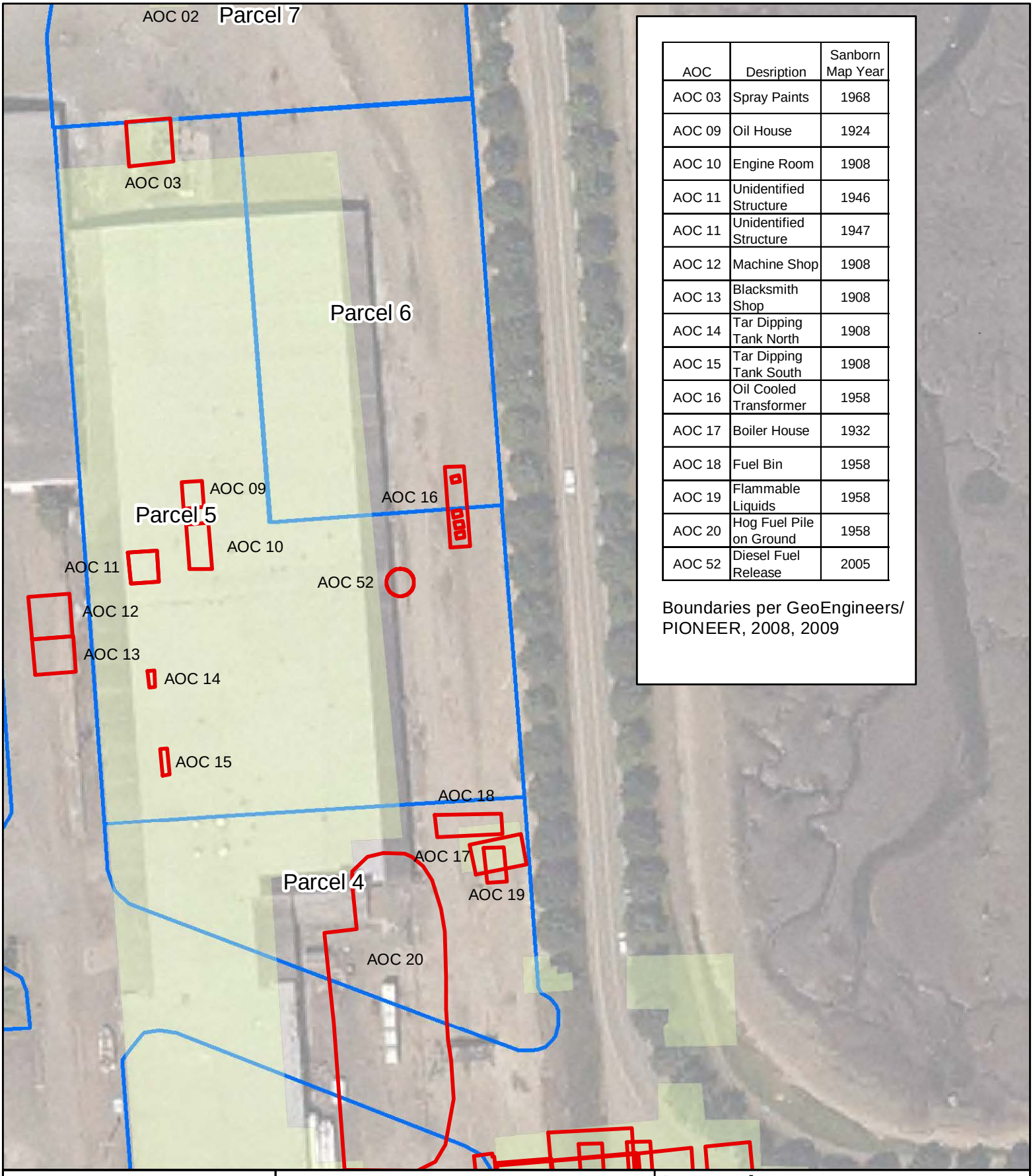

AOC	Desription	Sanborn Map Year
AOC 03	Spray Paints	1968
AOC 09	Oil House	1924
AOC 10	Engine Room	1908
AOC 11	Unidentified Structure	1946
AOC 11	Unidentified Structure	1947
AOC 12	Machine Shop	1908
AOC 13	Blacksmith Shop	1908
AOC 14	Tar Dipping Tank North	1908
AOC 15	Tar Dipping Tank South	1908
AOC 16	Oil Cooled Transformer	1958
AOC 17	Boiler House	1932
AOC 18	Fuel Bin	1958
AOC 19	Flammable Liquids	1958
AOC 20	Hog Fuel Pile on Ground	1958
AOC 52	Diesel Fuel Release	2005

Boundaries per GeoEngineers/ PIONEER, 2008, 2009

Figure 1-2:
Historical Operations/AOCs
Sept 2013

Brown AND Caldwell

LOTT Clean Water Alliance

0 20 40 80 120 160
Feet

N

Legend

- AOCs
- St. Paul and Tacoma Lumber Mill
- East Bay Parcels

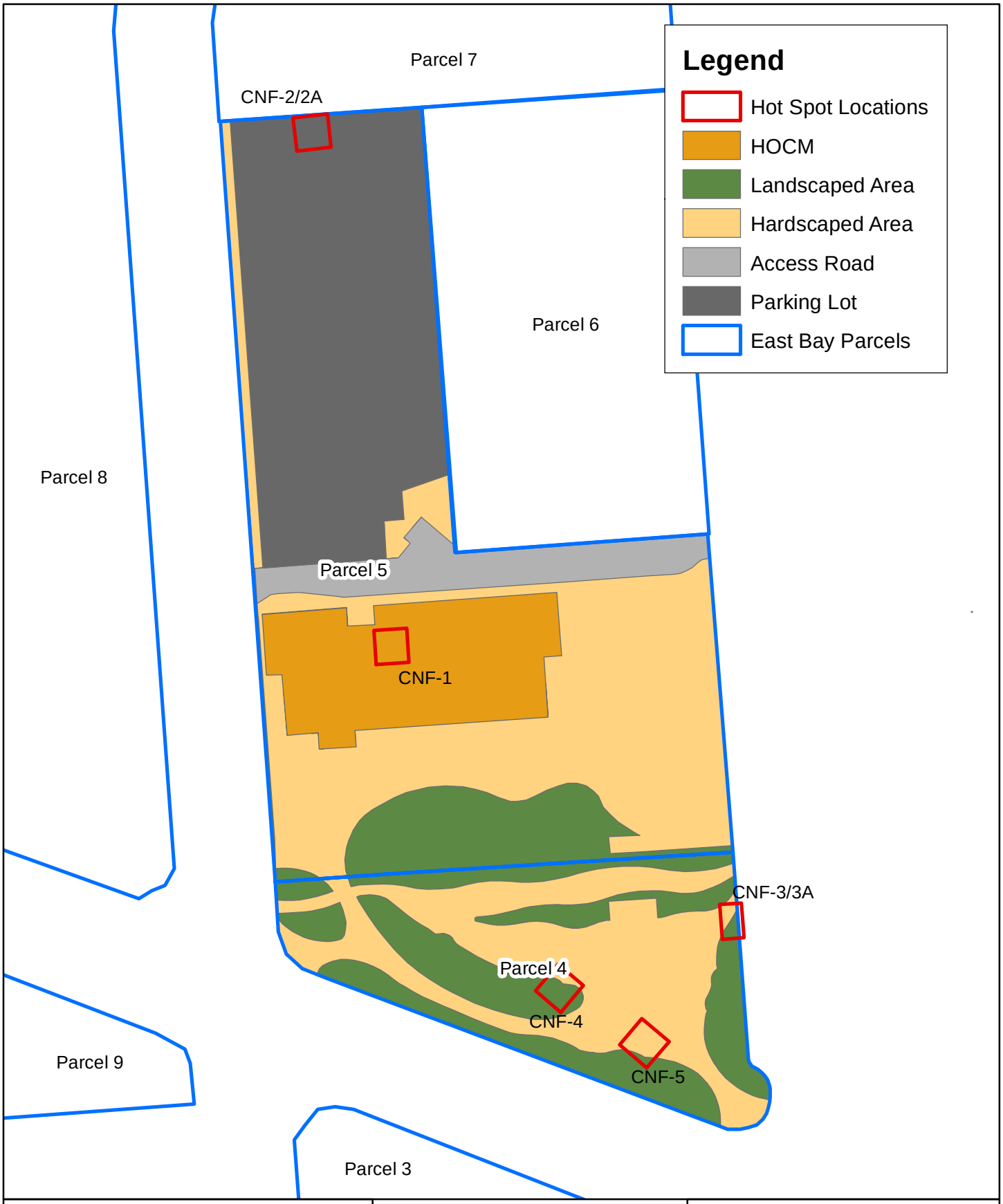

Figure 2-1. Land Use
Parcel 4/ Parcel 5 Interim Action Report
Sept, 2013

Brown AND Caldwell · LOTT Clean Water Alliance · City of OLYMPIA

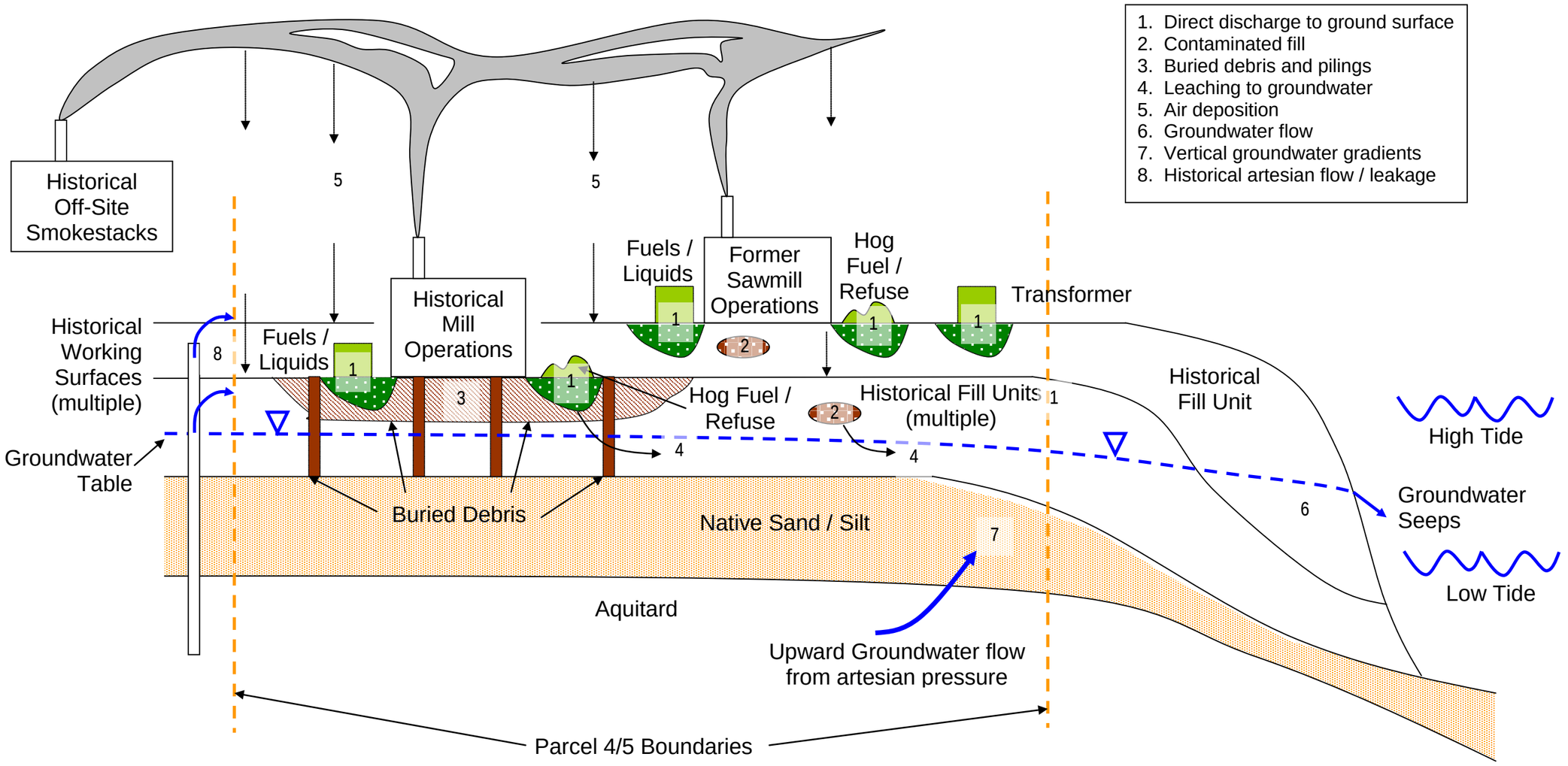

Figure 2-2: Conceptual Site Contaminant Transport Model

Fate and Transport Pathways GeoEngineers/Pioneer, 2008, 2009

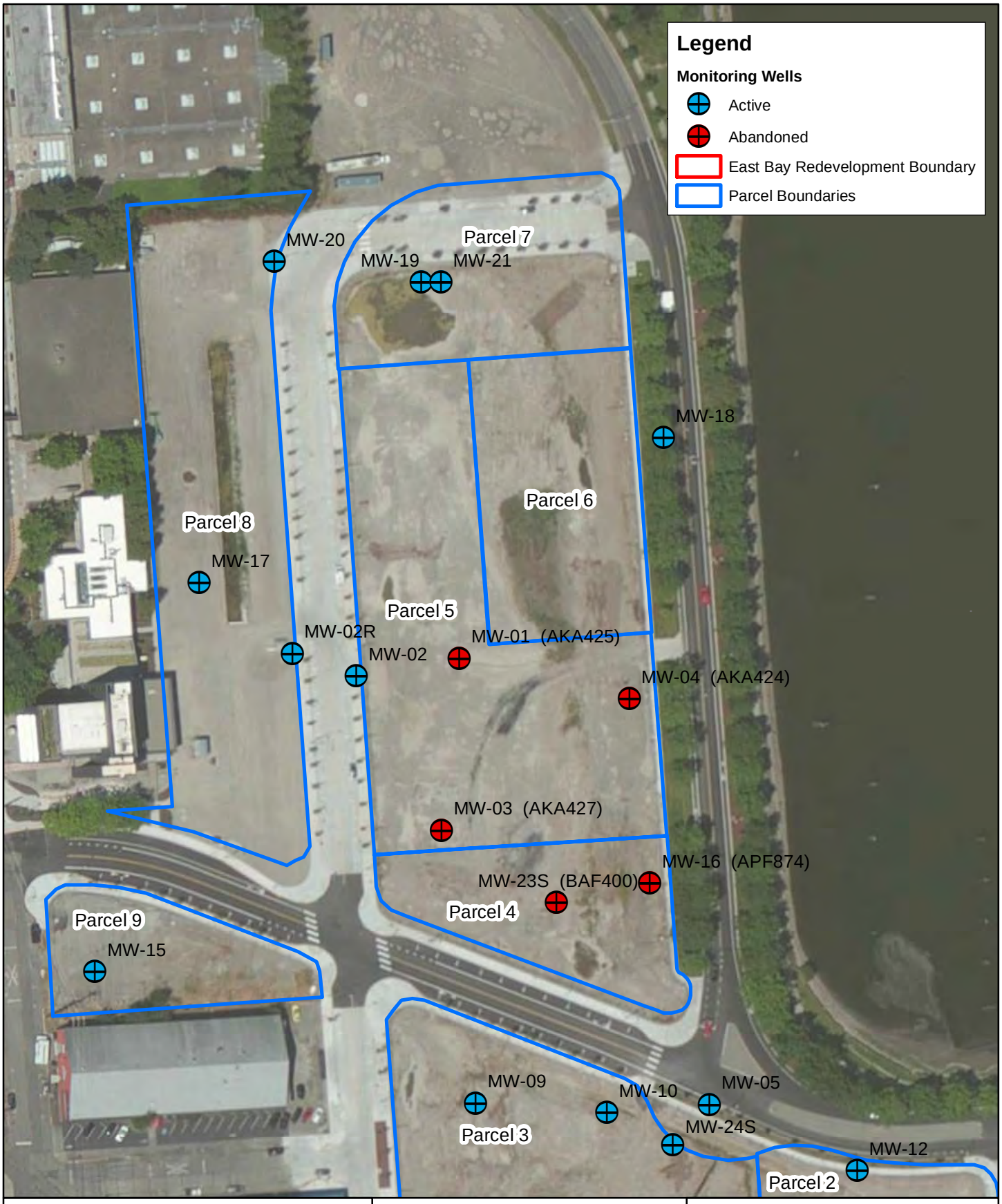

Figure 2-3. Monitoring Well Locations
Parcel 4/ Parcel 5 Interim Action Report
Sept, 2013

Brown AND Caldwell | LOTT Clean Water Alliance | City of OLYMPIA

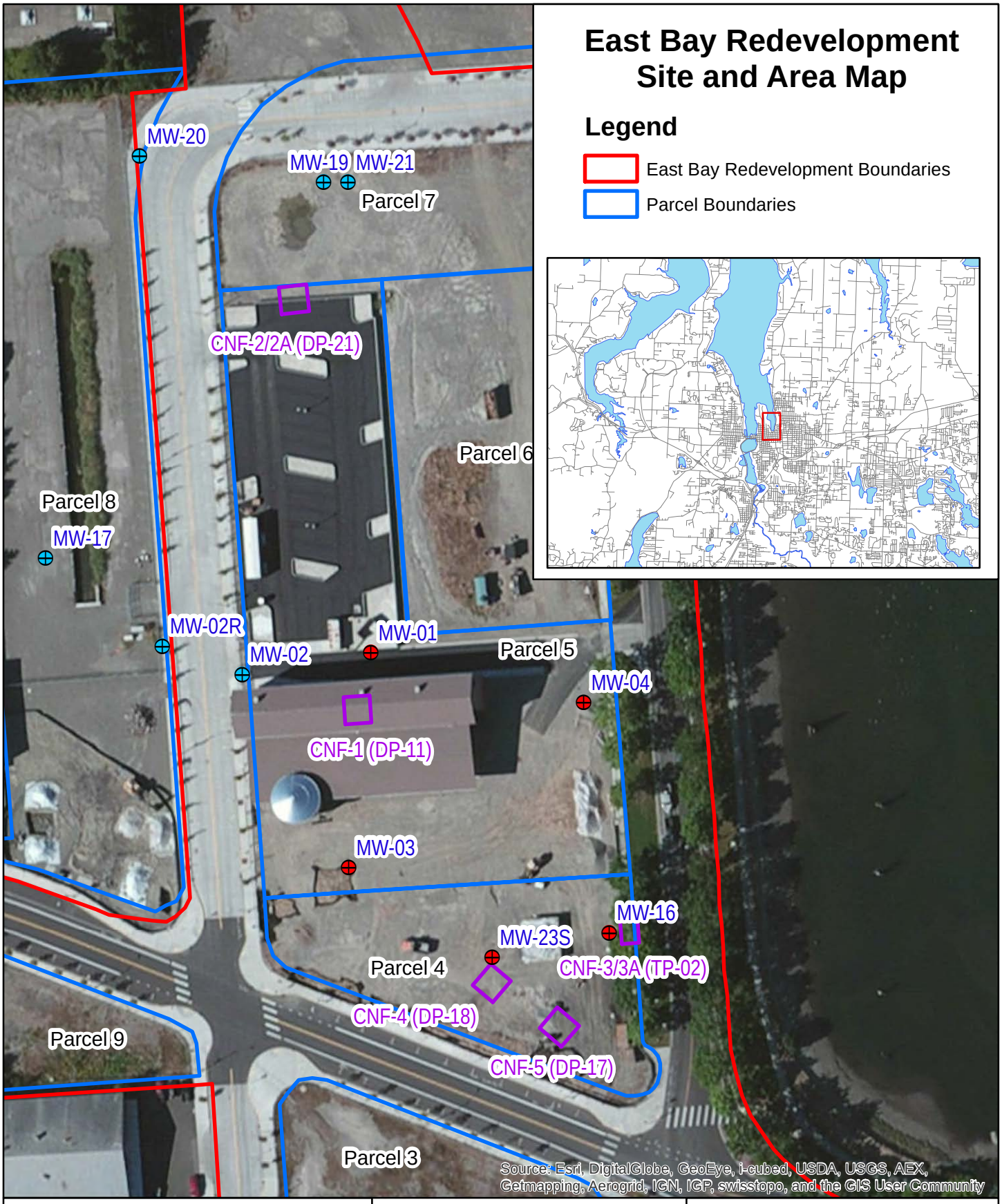

Figure 4-1. East Bay Redevelopment Site Map
Parcel 4/ Parcel 5 Interim Action Report
February, 2015

Brown AND Caldwell | LOTT Clean Water Alliance | City of OLYMPIA

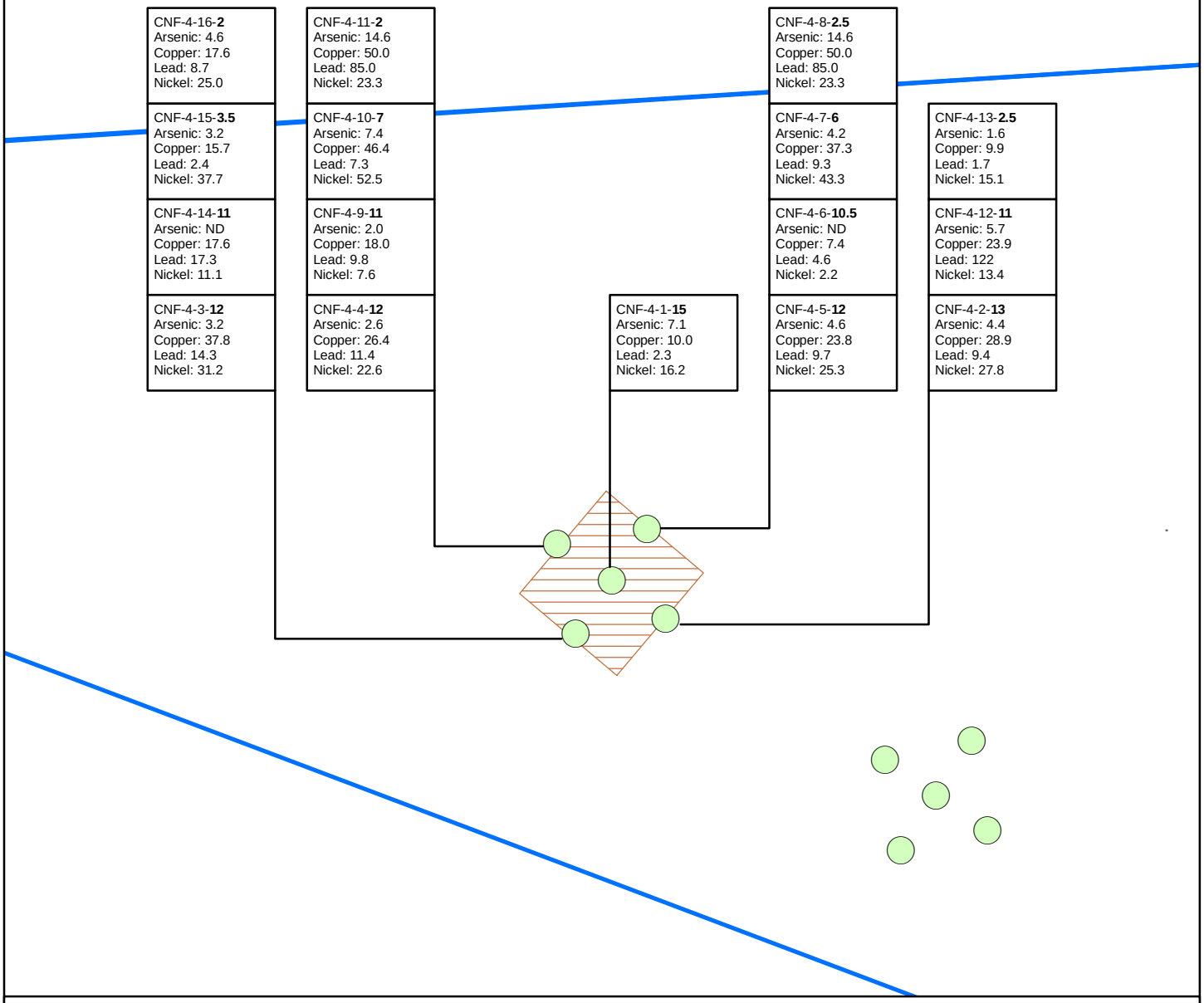

Constituent	Units	IACL	IARL
Arsenic	mg/kg	20	20
Copper	mg/kg	2,700	2,700
Lead	mg/kg	250	250
Nickel	mg/kg	1,400	1,400

Notes
1. All results given as mg/kg.
2. Samples named using the formula:
   CNF- Hot Spot # - Sample Sequence # - **Sample Depth** (in bold).
3. Analytical results given in bold exceed the IARL.
4. Projection: Washington State Plane, South Zone, NAD 1983 datum (feet).

Figure 4-2. CNF-4 Concentrations
Parcel 4/ Parcel 5 Interim Action Report
Sept, 2013

Brown AND Caldwell | LOTT Clean Water Alliance | City of OLYMPIA

N

Feet
0 25

Explanation
- Sample Point
- Excavation
- East Bay Parcels

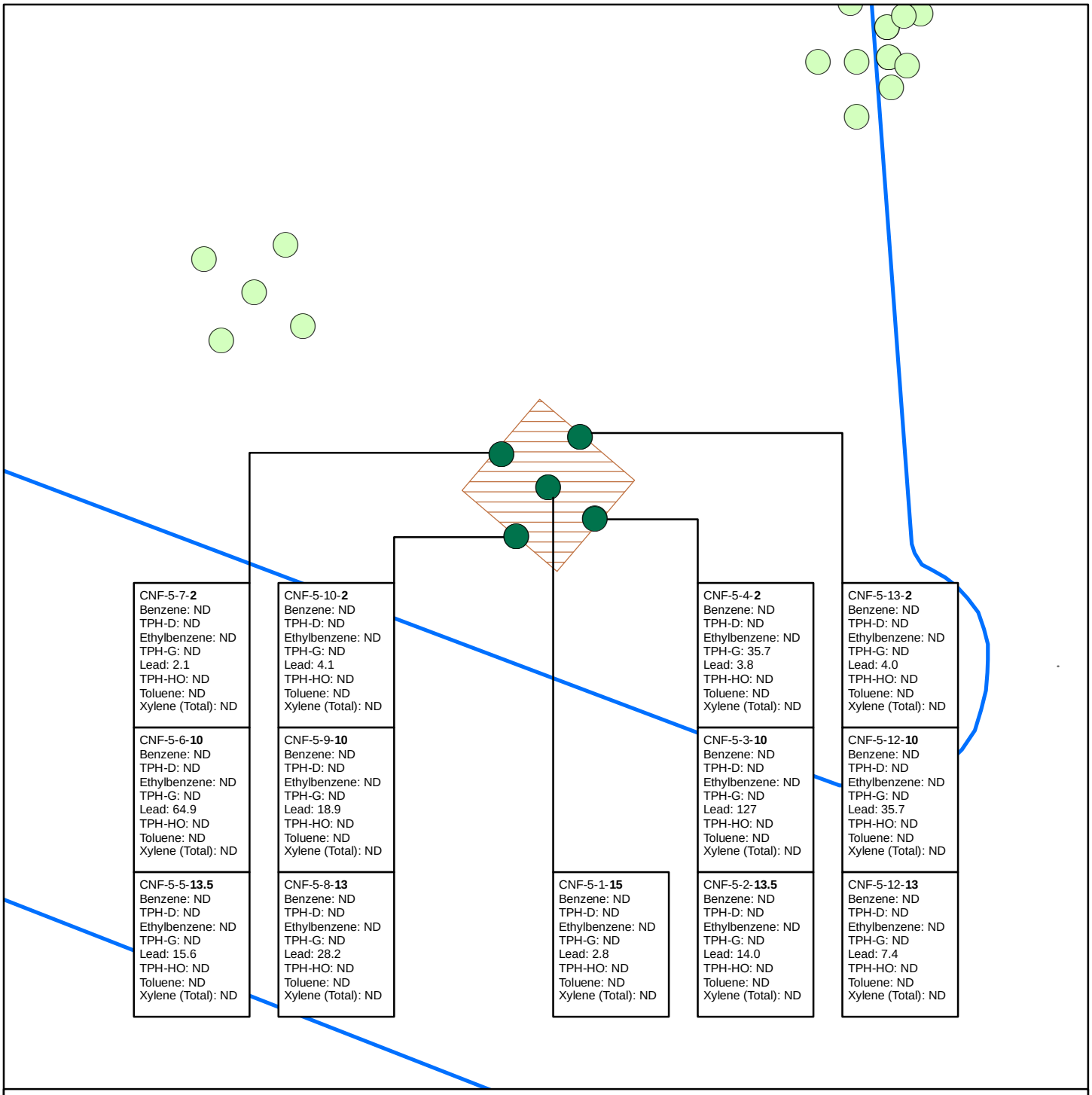

Constituent	Units	IACL	IARL
Benzene	mg/kg	0.22	0.22
Ethylbenzene	mg/kg	43	43
Toluene	mg/kg	240	240
Xylene (Total)	mg/kg	23	23
Lead	mg/kg	250	250
TPH-G	mg/kg	100	100
TPH-D	mg/kg	2,000	2,000
TPH-HO	mg/kg	2,000	2,000

Notes
1. Samples named using the formula:
CNF- Hot Spot # - Sample Sequence # - **Sample Depth** (in bold).
2. Analytical results given in bold exceed the IARL.
3. All results given as mg/kg.
4. Projection: Washington State Plane, South Zone, NAD 1983 datum (feet).

Figure 4-3. CNF-5 Concentrations
Parcel 4/ Parcel 5 Interim Action Report
Sept, 2013

Brown AND Caldwell | LOTT Clean Water Alliance | City of OLYMPIA

N

Feet
0 25

Explanation
- Sample Point
- Excavation
- East Bay Parcels

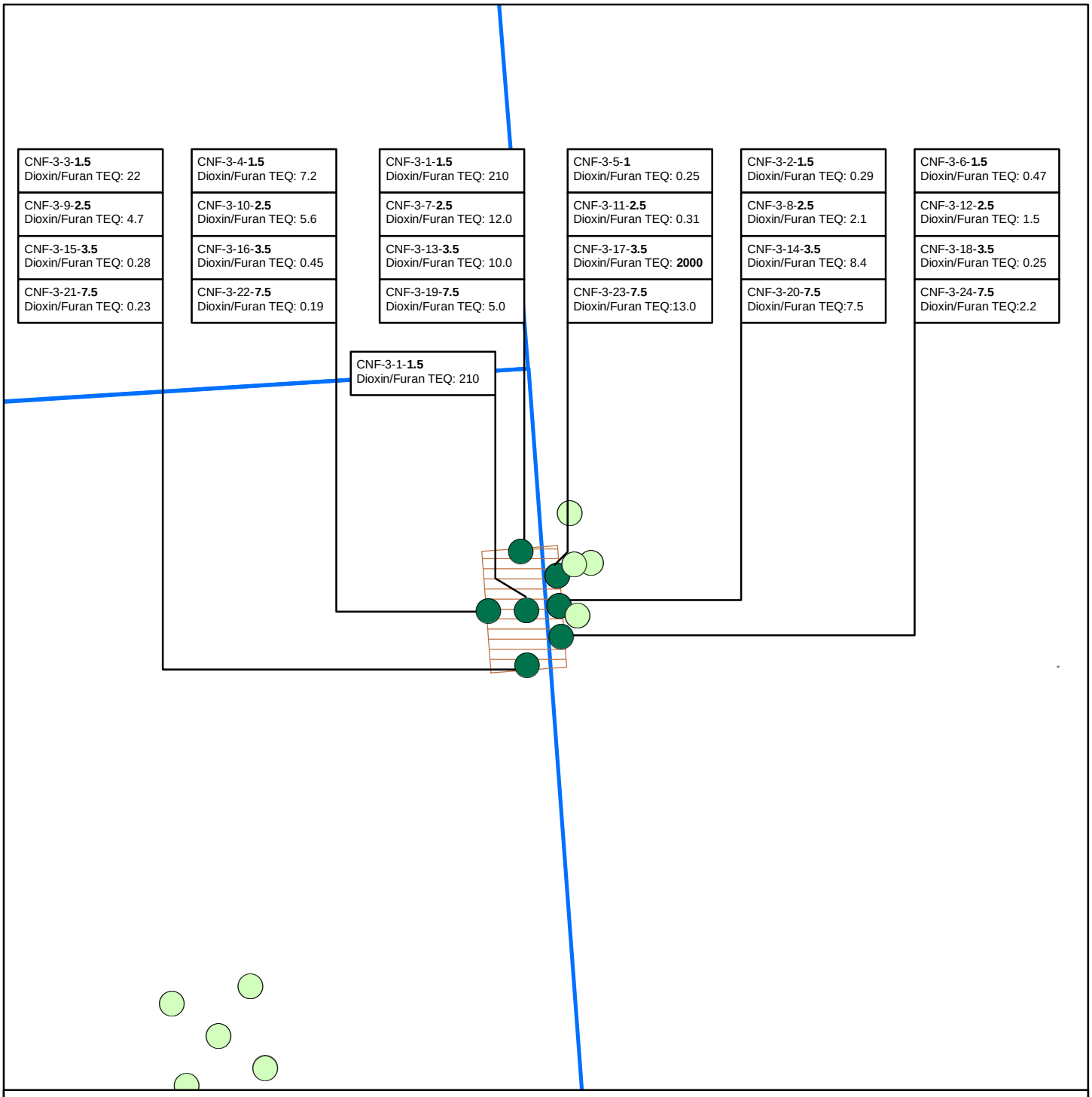

Constituent	Units	IACL	IARL
Dioxin/Furan TEQ	ng/kg	9.8	510

Notes
1. All results given as Toxicity Equivalent (TEQ) of 2,3,88-TCDD in ug/kg.
2. Samples named using the formula:
   CNF- Hot Spot # - Sample Sequence # - **Sample Depth** (in bold).
3. Analytical results given in bold exceed the IARL.
4. Projection: Washington State Plane, South Zone, NAD 1983 datum (feet).

Figure 4-4. CNF-3 Concentrations
Parcel 4/ Parcel 5 Interim Action Report
Sept, 2013

Brown AND Caldwell | LOTT Clean Water Alliance | City of OLYMPIA

N

Feet
0 25

Explanation
- Sample Point
- Excavation
- East Bay Parcels

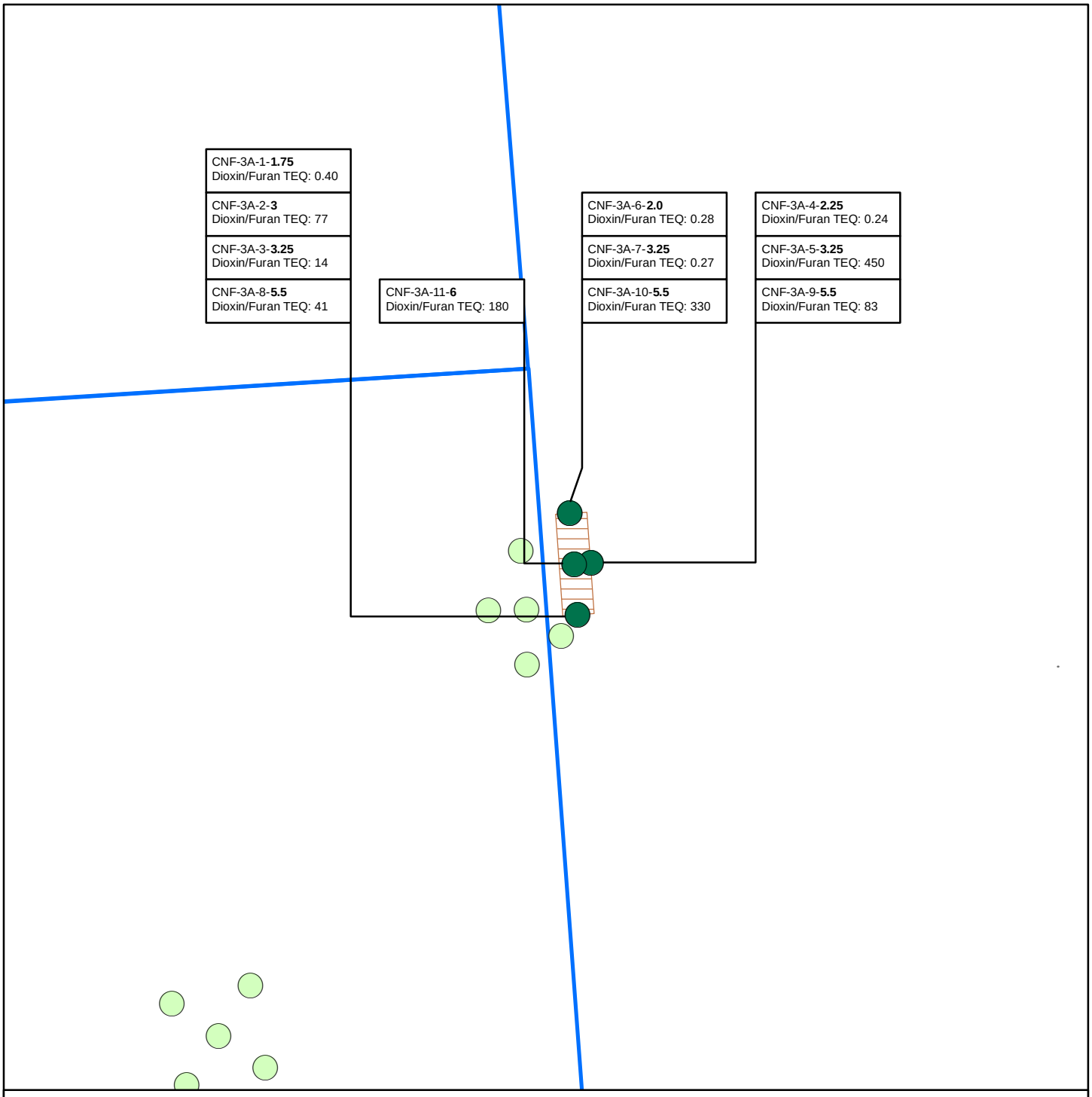

Constituent	Units	IACL	IARL
Dioxin/Furan TEQ	ng/kg	9.8	510

Notes
1. All results given as Toxicity Equivalent (TEQ) of 2,3,8,8-TCDD in ng/kg.
2. Samples named using the formula:
   CNF- Hot Spot # - Sample Sequence # - **Sample Depth** (in bold).
3. Analytical results given in bold exceed the IARL.
4. Projection: Washington State Plane, South Zone, NAD 1983 datum (feet).

Figure 4-5. CNF-3A Concentrations
Parcel 4/ Parcel 5 Interim Action Report
February, 2015

Brown AND Caldwell | LOTT Clean Water Alliance | City of OLYMPIA

N

Feet
0 25

Explanation
- Sample Point
- Excavation
- East Bay Parcels

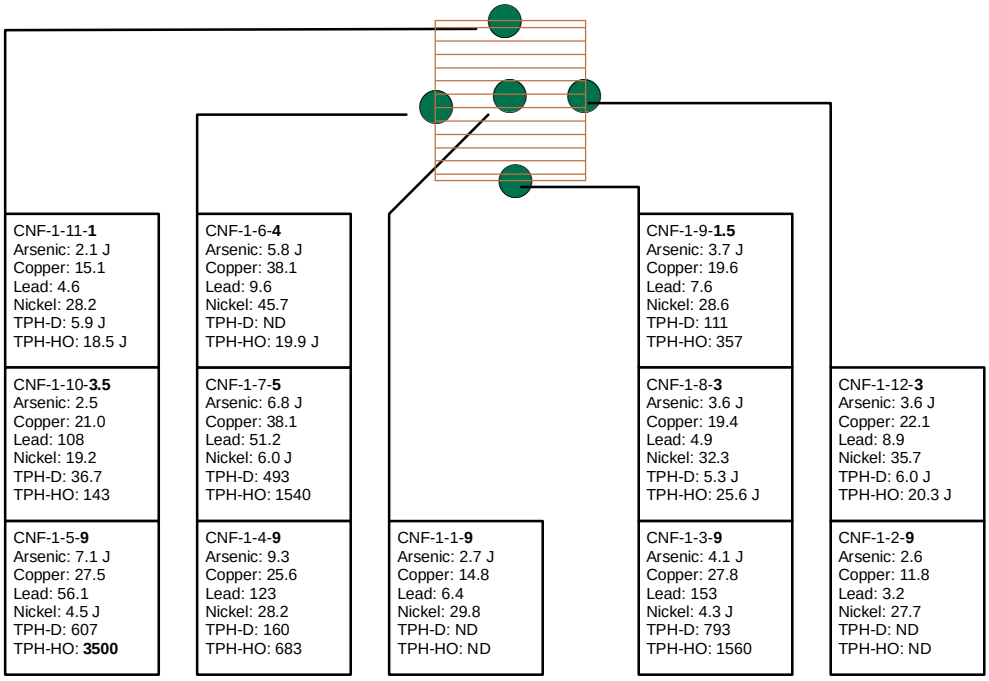

Constituent	Units	IACL	IARL
Aresnic	mg/kg	20	20
Copper	mg/kg	2,700	2,700
Lead	mg/kg	250	250
Nickel	mg/kg	1400	1400
TPH-D	mg/kg	2,000	2,000
TPH-HO	mg/kg	2,000	2,000

Notes
1. All results given as mg/kg.
2. Samples named using the formula:
   CNF- Hot Spot # - Sample Sequence # - **Sample Depth** (in bold).
3. Analytical results given in bold exceed the IARL.
4. Projection: Washington State Plane, South Zone, NAD 1983 datum (feet).
5. 'J' flag indicates reported value is between the MDL and PQL.

Figure 4-6. CNF-1 Concentrations
Parcel 4/ Parcel 5 Interim Action Report
Sept, 2013

Brown AND Caldwell | LOTT Clean Water Alliance | City of OLYMPIA

N

Feet
0 25

Explanation

- Sample Point
- Excavation
- East Bay Parcels

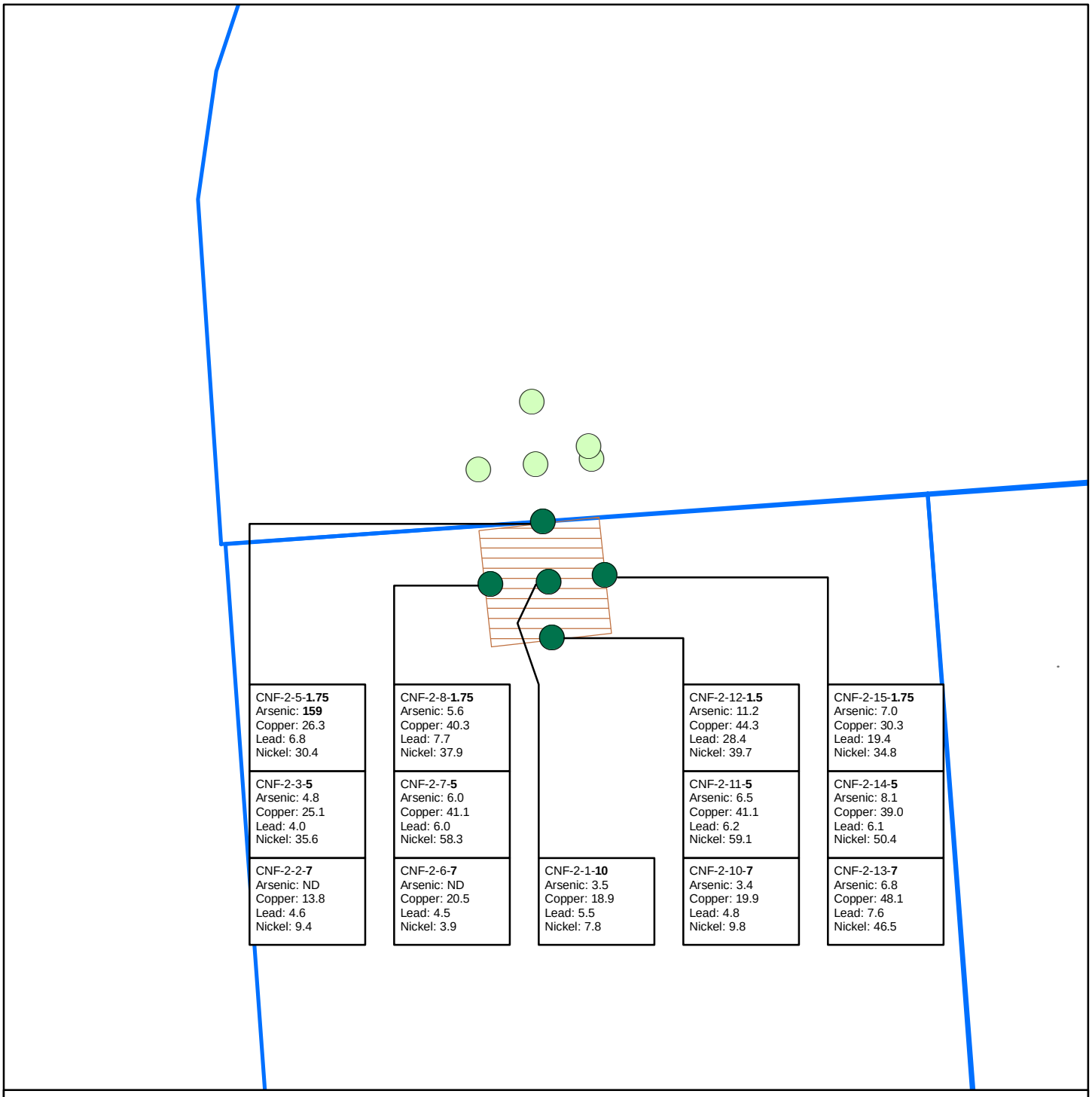

Constituent	Units	IACL	IARL
Aresnic	mg/kg	20	20
Copper	mg/kg	2,700	2,700
Lead	mg/kg	250	250
Nickel	mg/kg	1400	1400

Notes
1. All results given as mg/kg.
2. Samples named using the formula:
   CNF- Hot Spot # - Sample Sequence # - **Sample Depth** (in bold).
3. Analytical results given in bold exceed the IARL.
4. Projection: Washington State Plane, South Zone, NAD 1983 datum (feet).

Figure 4-7. CNF-2 Concentrations
Parcel 4/ Parcel 5 Interim Action Report
Sept, 2013

Brown AND Caldwell | LOTT Clean Water Alliance | City of OLYMPIA

N

Feet
0 25

Explanation
- Sample Point
- Excavation
- East Bay Parcels

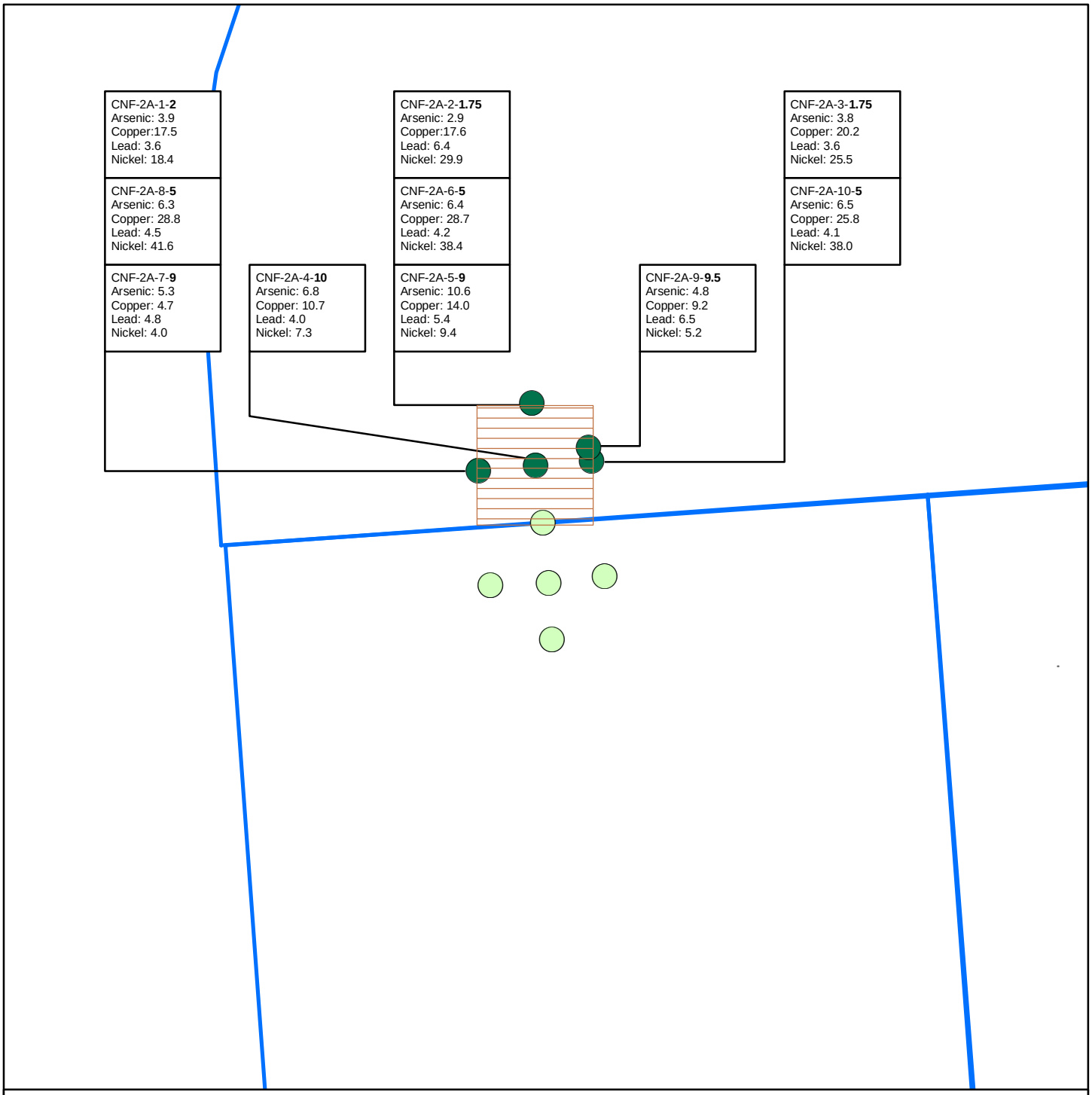

Constituent	Units	IACL	IARL
Aresnic	mg/kg	20	20
Copper	mg/kg	2,700	2,700
Lead	mg/kg	250	250
Nickel	mg/kg	1400	1400

Notes
1. All results given as mg/kg.
2. Samples named using the formula:
   CNF- Hot Spot # - Sample Sequence # - **Sample Depth** (in bold).
3. Analytical results given in bold exceed the IARL.
4. Projection: Washington State Plane, South Zone, NAD 1983 datum (feet).

Figure 4-8. CNF-2A Concentrations
Parcel 4/ Parcel 5 Interim Action Report
Sept, 2013

Brown AND Caldwell | LOTT Clean Water Alliance | City of OLYMPIA

N

Feet
0 25

Explanation
- Sample Point
- Excavation
- East Bay Parcels

Tables

Table 3-1. Sample Locations and Analytical Constituents

Location	Sample type	Depth of contamination (feet)	Hotspot constituent	Initial excavation depth (feet)	Initial sidewall sample depths (feet)	Analytical constituents
TP-02 (CNF-3, CNF-3A)	Sidewall and Bottom Confirmation Samples	2	Dioxins/Furans	10	0-2, 2-3, 3-4, 7-8*	Dioxins/Furans
DP-11 (CNF-1)	Sidewall and Bottom Confirmation Samples	8-10	Lead	12	8-10*	Arsenic, Lead, Copper, Nickel, TPH-D, TPH-HO, TPH-G
DP-17 (CNF-5)[a]	Sidewall and Bottom Confirmation Samples	10-12	Arsenic	15	10-12*	Arsenic, Lead, Copper, and Nickel
DP-18 (CNF-4)[a]	Sidewall and Bottom Confirmation Samples	10-12	TPH-HO	15	10-12*	TPH-D, TPH-HO, BTEX, and lead
DP-21 (CNF-2, CNF-2A)	Sidewall and Bottom Confirmation Samples	6-8	Arsenic	10	6-8*	Arsenic, Lead, Copper, and Nickel
Stockpiles	Stockpile samples	NA	NA	NA	NA	All constituents of concern (See Table 3-2).

Notes:

** Samples will be collected from the depth interval shown and including each lithologic unit.*

NA - Not Applicable

See Sampling and Analysis Plan Table 2-1 for quantity of stockpile samples.

Soil from the excavations of locations TP-02, DP-11, DP-17, and DP-21 will be field screened for the presence of TPH. Analyses for TPH (all ranges) and BTEX will be added if field screening indicates potential TPH presence.

(a) CNF-4/CNF-5 locations have been updated, please not that the IAWP and SAP incorrectly referenced the spatial locations of DP-17 and DP-18, originally assigned samples of the CNF-4 and CNF-5 series, respectively. Therefore, these locations were sampled for incorrect COCs. Subsequent explanation is provided.

Use of contents on this sheet is subject to the limitations specified at the end of this document.
Tables compiled Final.docx

Table 3-2. Interim Action Cleanup Levels (IACLs) and Interim Action Remediation Levels (IARLs)

COPC	IACL (mg/Kg)	IARL (mg/Kg)
Arsenic	20(1)	20(1)
Cadmium	2(1)	2(1)
Lead	250(1)	250(1)
TPH-G	100(1)	100(1)
Benzene	0.22(2)	0.22(2)
Toluene	240(2)	240(2)
Ethylbenzene	43(2)	43(2)
Total Xylenes	23(2)	23(2)
TPH-D	2,000(1)	2,000(1)
TPH-HO	2,000(1)	2,000(1)
Total Naphthalenes	160(2)	160(2)
Total cPAH TEQ	0.10(1)	1.4(3)
Total Dioxin/Furan TEQ	9.8E-6(4)	5.1E-4(5)

(1) Per MTCA Method A, WAC 173-340-900 Table 740-1.

(2) Level based on vapor intrusion. The vapor intrusion pathway was determined to be incomplete based on the soil sampling coverage for the property. However, levels based on vapor intrusion will be applied to ensure that the reuse of soil does not bring volatile constituents into proximity to buildable areas or off property structures. Calculations included in IAWP.

(3) Level based on marine surface water ARAR of 0.018 ug/L (human health, Clean Water Act §304) as calculated per MTCA Method B. Calculations included in IAWP.

(4) Level based on direct contact with soil for residents, recreators, and commercial workers as calculated per MTCA Method B. Calculations included in IAWP.

(5) Level based on direct contact with soil for utility workers as calculated per MTCA Method B. Calculations included in IAWP.

Use of contents on this sheet is subject to the limitations specified at the end of this document.
Tables compiled Final.docx

Table 4-1. Confirmation Sample Locations		
Sample ID	Northing	Easting
CNF-1-10-3.5	634424.52	1043029.6
CNF-1-11-1	634424.52	1043029.6
CNF-1-12-3	634414.83	1043040
CNF-1-1-9	634414.85	1043030.3
CNF-1-2-9	634414.83	1043040
CNF-1-3-9	634403.72	1043031.1
CNF-1-4-9	634413.42	1043020.7
CNF-1-5-9	634424.52	1043029.6
CNF-1-6-4	634413.42	1043020.7
CNF-1-7-5	634413.42	1043020.7
CNF-1-8-3	634403.72	1043031.1
CNF-1-9-1.5	634403.72	1043031.1
CNF-2-10-7	634713.67	1042983.3
CNF-2-10A-5	634744.53	1042990.1
CNF-2-1-10	634723.36	1042982.8
CNF-2-11-5	634713.67	1042983.3
CNF-2-12-1.5	634713.67	1042983.3
CNF-2-13-7	634724.5	1042992.4
CNF-2-14-5	634724.5	1042992.4
CNF-2-15-1.75	634724.5	1042992.4
CNF-2-1A-2	634742.77	1042970.5
CNF-2-2-7	634733.8	1042981.7
CNF-2-2A-1.75	634754.43	1042979.8
CNF-2-3-5	634733.8	1042981.7
CNF-2-4-5	634733.8	1042981.7
CNF-2-3A-1.75	634744.53	1042990.1
CNF-2-4A-10	634743.65	1042980.4
CNF-2-5-1.75	634733.8	1042981.7
CNF-2-5A-9	634754.43	1042979.8
CNF-2-6-7	634722.98	1042972.6
CNF-2-6A-5	634754.43	1042979.8
CNF-2-7-5	634722.98	1042972.6
CNF-2-7A-9	634742.77	1042970.5
CNF-2-8-1.75	634722.98	1042972.6
CNF-2-9-1.75	634722.98	1042972.6
CNF-2-8A-5	634742.77	1042970.5

Use of contents on this sheet is subject to the limitations specified at the end of this document.
Tables compiled Final.docx

Table 4-1. Confirmation Sample Locations		
Sample ID	Northing	Easting
CNF-2-9A-9.5	634746.73	1042989.7
CNF-3-10-2.5	634247.97	1043228.8
CNF-3-1-1.5	634258.21	1043234.4
CNF-3-11-2.5[a]	634254.03	1043240.7
CNF-3-12-2.5[a]	634243.57	1043241.4
CNF-3-13-3.5	634258.21	1043234.4
CNF-3-14-3.5[a]	634248.79	1043241.1
CNF-3-15-3.5	634238.55	1043235.5
CNF-3-16-3.5	634247.97	1043228.8
CNF-3-17-3.5[a]	634254.03	1043240.7
CNF-3-17-3.5	634254.03	1043240.7
CNF-3-18-3.5[a]	634243.57	1043241.4
CNF-3-19-7.5	634258.21	1043234.4
CNF-3-20-7.5[a]	634248.79	1043241.1
CNF-3-2-1.5[a]	634248.79	1043241.1
CNF-3-21-7.5	634238.55	1043235.5
CNF-3-22-7.5	634247.97	1043228.8
CNF-3-23-7.5[a]	634254.03	1043240.7
CNF-3-24-7.5[a]	634243.57	1043241.4
CNF-3-25-10	634248.03	1043235.4
CNF-3-3-1.5	634238.55	1043235.5
CNF-3-4-1.5	634247.97	1043228.8
CNF-3-5-1[a]	634254.03	1043240.7
CNF-3-6-1[a]	634243.57	1043241.4
CNF-3-7-2.5	634258.21	1043234.4
CNF-3-8-2.5[a]	634248.79	1043241.1
CNF-3-9-2.5	634238.55	1043235.5
CNF-3A-10-5.5	634264.81	1043242.9
CNF-3A-1-1.75	634247.24	1043244.2
DUP	634247.24	1043244.2
CNF-3A-11-6	634255.98	1043243.6
CNF-3A-2-3.0	634247.24	1043244.2
CNF-3A-3-3.25	634247.24	1043244.2
CNF-3A-4-2.25	634256.24	1043246.5
CNF-3A-5-3.25	634256.24	1043246.5
CNF-3A-6-2.0	634264.81	1043242.9

Use of contents on this sheet is subject to the limitations specified at the end of this document.
Tables compiled Final.docx

Table 4-1. Confirmation Sample Locations		
Sample ID	Northing	Easting
CNF-3A-7-3.25	634264.81	1043242.9
CNF-3A-8-5.5	634247.24	1043244.2
CNF-3A-9-5.5	634256.24	1043246.5
CNF-4-10-7	634180.08	1043174.1
CNF-4-11-2	634180.08	1043174.1
CNF-4-1-15	634174.47	1043182.1
CNF-4-12-11	634169	1043190.2
CNF-4-13-2.5	634169	1043190.2
CNF-4-14-11	634165.95	1043176.6
CNF-4-15-3.5	634165.95	1043176.6
CNF-4-16-2	634165.95	1043176.6
CNF-4-2-13	634169	1043190.2
CNF-4-3-12	634165.95	1043176.6
CNF-4-4-12	634180.08	1043174.1
CNF-4-5-12	634183.13	1043187.7
CNF-4-6-10.5	634183.13	1043187.7
CNF-4-7-6	634183.13	1043187.7
CNF-4-8-2.5	634183.13	1043187.7
CNF-4-9-11	634180.08	1043174.1
CNF-5-10-2	634199.84	1043125.6
CNF-5-11-13	634216.29	1043136.7
CNF-5-1-15	634208.17	1043131.3
CNF-5-12-10	634216.29	1043136.7
CNF-5-13-2	634216.29	1043136.7
CNF-5-2-13.5	634202.24	1043139.7
CNF-5-3-10	634202.24	1043139.7
CNF-5-4-2	634202.24	1043139.7
CNF-5-5-13.5	634213.9	1043122.7
CNF-5-6-10	634213.9	1043122.7
CNF-5-7-2	634213.9	1043122.7
CNF-5-8-13	634199.84	1043125.6
CNF-5-9-10	634199.84	1043125.6

Note: Last numeric of the sample ID represents sample depth (CNF-#-#-Z, where Z is depth in feet)

Duplicate samples are shown in shaded rows.

(a) Material removed during subsequent excavation

Use of contents on this sheet is subject to the limitations specified at the end of this document.
Tables compiled Final.docx

Table 4-2. CNF-4 (DP-18)[a] Concentrations in Soil						
			Concentration (mg/kg)			
Sample ID	Date	Depth (feet bgs)	Arsenic	Copper	Lead	Nickel
CNF-4-1-15	11/8/2010	15	7.1	10.0	2.3	16.2
CNF-4-2-13	11/8/2010	13	4.4	28.9	9.4	27.8
CNF-4-3-12	11/8/2010	12	3.2	37.8	14.3	31.2
CNF-4-4-12	11/8/2010	12	2.6	26.4	11.4	22.6
CNF-4-5-12	11/8/2010	12	4.6	23.8	9.7	25.3
CNF-4-6-10.5	11/8/2010	10.5	ND	7.4	6.4	2.2
CNF-4-7-6	11/8/2010	6	4.2	37.3	9.3	43.3
CNF-4-8-2.5	11/8/2010	2.5	5.1	36.7	8.7	47.1
CNF-4-9-11	11/8/2010	11	2.0	18.0	9.8	7.6
CNF-4-10-7	11/8/2010	7	7.4	46.4	7.3	52.5
CNF-4-11-2	11/8/2010	2	14.6 J	50.0 J	85.0 J	26.3
CNF-4-12-11	11/8/2010	11	5.7	23.9	122	13.4
CNF-4-13-2.5	11/8/2010	2.5	1.6	9.9	1.7	15.1
CNF-4-14-11	11/8/2010	11	ND	17.6	17.3	11.1
CNF-4-15-3.5	11/8/2010	3.5	3.2	15.7	2.4	37.7
CNF-4-16-2	11/8/2010	2	4.6	17.6	8.7	25.0
Interim Action Cleanup Level			**20**	**NA**	**250**	**NA**
Interim Action Remediation Level			**20**	**NA**	**250**	**NA**

IACL/IARL exceedances in bold.
J – Estimated concentration based on data validation.
ND – Not detected
a Locations of DP-17 and DP-18 locations were transposed in the IAWP and SAP, this report has been includes reference to the historically correct locations.

Brown AND Caldwell

Use of contents on this sheet is subject to the limitations specified at the end of this document.
Tables compiled Final.docx

Table 4-3. CNF-5 (DP-17)[a] Concentrations in Soil

Sample ID	Date	Depth (feet bgs)	Concentration (mg/kg)							
			Lead	TPH-D	TPH-HO	TPH-G	Benzene	Ethylbenzene	Toluene	Total Xylenes
CNF-5-1-15	11/8/2010	15	2.8 J	ND	ND	ND	ND	ND	ND	ND
CNF-5-2-13.5	11/8/2010	13.5	14.0	ND	ND	ND	ND	ND	ND	ND
CNF-5-3-10	11/8/2010	10	127	135	ND	ND	ND	ND	ND	ND
CNF-5-4-2	11/8/2010	2	3.8	ND	ND	35.7	ND	ND	ND	ND
CNF-5-5-13.5	11/8/2010	13.5	15.6	ND	ND	ND	ND	ND	ND	ND
CNF-5-6-10	11/8/2010	10	64.9	ND	ND	ND	ND	ND	ND	ND
CNF-5-7-2	11/8/2010	2	2.1	ND	ND	ND	ND	ND	ND	ND
CNF-5-8-13	11/8/2010	13	28.2	ND	ND	ND	ND	ND	ND	ND
CNF-5-9-10	11/8/2010	10	18.9	137	ND	ND	ND	ND	ND	ND
CNF-5-10-2	11/8/2010	2	4.1	ND	ND	ND	ND	ND	ND	ND
CNF-5-11-13	11/8/2010	13	7.4	ND	ND	ND	ND	ND	ND	ND
CNF-5-12-10	11/8/2010	10	35.7	ND	ND	ND	ND	ND	ND	ND
CNF-5-13-2	11/8/2010	2	4.0	ND	ND	ND	ND	ND	ND	ND
Interim Action Cleanup Level			**250**	**2000**	**2000**	**100**	**0.22**	**240**	**43**	**23**
Interim Action Remediation Level			**250**	**2000**	**2000**	**100**	**0.22**	**240**	**43**	**23**

IACL/IARL exceedances in bold.
J – Estimated concentration based on data validation.
ND – Not detected
a Locations of DP-17 and DP-18 locations were transposed in the IAWP and SAP, this report has been includes reference to the historically correct locations.

Use of contents on this sheet is subject to the limitations specified at the end of this document.
Tables compiled Final.docx

Table 4-4. CNF-3 (TP-02) Concentrations in Soil			
Sample ID	Date	Depth (feet bgs)	Dioxin/Furan TEQ[(a)] (ng/kg)
CNF-3-1-1.5	11/9/2010	5	**210** J, P
CNF-3-2-1.5[a]	11/9/2010	5	0.29 J, B, P
CNF-3-3-1.5	11/9/2010	5	**22** J, P
CNF-3-4-1.5	11/9/2010	5	7.2 J, B, I, D
CNF-3-5-1[b]	11/9/2010	1	0.25 J, B
CNF-3-6-1[b]	11/9/2010	1	0.47 J, B, P
CNF-3-7-2.5	11/9/2010	2.5	**12** J
CNF-3-8-2.5[b]	11/9/2010	2.5	2.1 J, P
CNF-3-9-2.5	11/9/2010	2.5	4.7 J
CNF-3-10-2.5	11/9/2010	2.5	5.6 J, P
CNF-3-11-2.5[b]	11/9/2010	2.5	0.31 J, B, P, I
CNF-3-12-2.5[b]	11/9/2010	2.5	1.5 J, P
CNF-3-13-3.5	11/9/2010	3.5	**10** J
CNF-3-14-3.5[b]	11/9/2010	3.5	8.4 J, I
CNF-3-15-3.5	11/9/2010	3.5	0.28 J, B, R, P, I
CNF-3-16-3.5	11/9/2010	3.5	0.45 J, B, P, I
CNF-3-17-3.5[b]	11/9/2010	3.5	**2200** P, E
CNF-3-18-3.5[b]	11/9/2010	3.5	0.25 J, B, P, I
CNF-3-19-7.5	11/9/2010	7.5	5.0 J, R, P, I
CNF-3-20-7.5[b]	11/9/2010	7.5	0.47 J, B, R, I
CNF-3-21-7.5	11/9/2010	7.5	0.23 J, B, I
CNF-3-22-7.5	11/9/2010	7.5	0.19 J,B , I
CNF-3-23-7.5[b]	11/9/2010	7.5	**13** J, R, P, I
CNF-3-24-7.5[a]	11/9/2010	7.5	2.2 J, B, P
CNF-3-25-10	11/9/2010	10	0.21 J, B, R, I
Interim Action Cleanup Level			**9.81**
Interim Action Remediation Level			**510**

IACL/IARL exceedances in bold.
B = Less than 10x higher than method blank level
D= Results obtained from analysis of diluted sample
E = Exceeds calibration range
I = Interference present
J = Estimated value
P = PCDE Interference
R = Recovery outside target range
Y = Calculated using average of daily RFs

(a) TEQ per WAC 173-340-708(8). Calculated per Teel, 2010. For constituents detected on site, concentration = ½ reporting limit for results below reporting limit.
(b) Denotes sampled area that was removed during subsequent excavation efforts.

Use of contents on this sheet is subject to the limitations specified at the end of this document.
Tables compiled Final.docx

Table 4-5. CNF-3A (TP-02) Concentrations in Soil			
Sample ID	**Date**	**Depth (feet bgs)**	**Dioxin/Furan TEQ[a] (ng/kg)**
CNF-3A-1-1.75	1/5/2011	1.75	0.40 J, I
CNF-3A-2-3.0	1/5/2011	3	**77** P, E, Y
CNF-3A-3-3.25	1/5/2011	3.25	**14** J, P, I
CNF-3A-4-2.25	1/5/2011	2.25	0.24 J, B, P
CNF-3A-5-3.25	1/5/2011	3.25	**450** P, E, D, Nn, Y
CNF-3A-6-2.0	1/5/2011	2	0.28 J, B
CNF-3A-7-3.25	1/5/2011	3.25	0.27 J, P, I
CNF-3A-8-5.5	1/5/2011	5.5	**41** J, P, Y
CNF-3A-9-5.5	1/5/2011	5.5	**83** P, E, Y
CNF-3A-10-5.5	1/5/2011	5.5	**330** J, P, E
CNF-3A-11-6	1/5/2011	6	**180** J, P, E, D, Nn, Y
Interim Action Cleanup Level			**9.81**
Interim Action Remediation Level			**510**

IACL/IARL exceedances in bold.
B = Less than 10x higher than method blank level
D= Results obtained from analysis of diluted sample
E = Exceeds calibration range
I = Interference present
J = Estimated value
Nn = Value obtained from additional analysis
P = PCDE Interference
R = Recovery outside target range
Y = Calculated using average of daily RFs

(a) TEQ per WAC 173-340-708(8). Calculated per Teel, 2010. For constituents detected on site, concentration = ½ reporting limit for results below reporting limit.

Use of contents on this sheet is subject to the limitations specified at the end of this document.
Tables compiled Final.docx

Table 4-6. CNF-1 (DP-11) Concentrations in Soil

Sample ID	Date	Depth (feet bgs)	Concentration (mg/kg)					
			Arsenic	Copper	Lead	Nickel	TPH-D	TPH-HO
CNF-1-1-9	11/3/2010	9	2.7 J	14.8	6.4	29.8	4.7 U	16.4 U
CNF-1-2-9	11/3/2010	9	2.6	11.8	3.2	27.7	5.1 U	17.8 U
CNF-1-3-9	11/3/2010	9	4.1 J	27.8	153	4.3 J	793	1560
CNF-1-4-9	11/3/2010	9	9.3	25.6	123	28.2	160	683
CNF-1-5-9	11/3/2010	9	7.1 J	27.5	56.1	4.5 J	607	**3500**
CNF-1-5-9[(a)]	11/3/2010	9	---	---	---	---	263	1250
CNF-1-6-4	11/3/2010	4	5.8 J	38.1	9.6	45.7	4.7 U	19.9 J
CNF-1-7-5	11/3/2010	5	6.8 J	38.1	51.2	6.0 J	493	1540
CNF-1-8-3	11/3/2010	3	3.6 J	19.4	4.9	32.3	5.3 J	25.6 J
CNF-1-9-1.5	11/3/2010	1.5	3.7 J	19.6	7.6	28.6	111	357
CNF-1-10-3.5	11/3/2010	3.5	2.5	21.0	108	19.2	36.7	143
CNF-1-11-1	11/3/2010	1	2.1 J	15.1	4.6	28.2	5.9 J	18.5 J
CNF-1-12-3	11/3/2010	3	3.6 J	22.1	8.9	35.7	6.0 J	20.3 J
Interim Action Cleanup Level			**20**	**NA**	**250**	**NA**	**2000**	**2000**
Interim Action Remediation Level			**20**	**NA**	**250**	**NA**	**2000**	**2000**

IACL/IARL exccedances in bold.
NM – Not measured
J – Estimated concentration. Concentration between Method Detection Limit (MDL) and Practical Quantitation Limit (PQL).
U – MDL shown. The COPC was not detected at this concentration.
(a) TPH results with silica gel cleanup.

Brown AND Caldwell

Use of contents on this sheet is subject to the limitations specified at the end of this document.
Tables compiled Final.docx

Table 4-7. CNF-2 (DP-21) Concentrations in Soil

Sample ID	Date	Depth (feet bgs)	Concentration (mg/kg)			
			Arsenic	Copper	Lead	Nickel
CNF-2-1-10	1/10/2011	10	3.5	18.9	5.5	7.8
CNF-2-2-7[a]	1/10/2011	7	ND	13.8	4.6	9.4
CNF-2-3-5[a]	1/10/2011	5	4.8	25.1	4.0	35.6
CNF-2-4-5[a]	1/10/2011	5	4.6	29.1	4.6	38.0
CNF-2-5-1.75[a]	1/10/2011	1.75	**159**	26.3	6.8	30.4
CNF-2-6-7	1/10/2011	7	ND	20.5	4.5	3.9
CNF-2-7-5	1/10/2011	5	6.0	41.1	6.0	58.3
CNF-2-8-1.75	1/10/2011	1.75	5.6 J	40.3	7.7 J	37.9
CNF-2-9-1.75	1/10/2011	1.75	9.1J	47.8	10.8J	35.7
CNF-2-10-7	1/10/2011	7	3.4	19.9	4.8	9.8
CNF-2-11-5	1/10/2011	5	6.5	41.1 J	6.2	59.1 J
CNF-2-12-1.5	1/10/2011	1.5	11.2	44.3	28.4	39.7
CNF-2-13-7	1/10/2011	7	6.8	48.1	7.6	46.5
CNF-2-14-5	1/10/2011	5	8.1	39.0	6.1	50.4
CNF-2-15-1.75	1/10/2011	1.75	7.0	30.3	19.4	34.8
Interim Action Cleanup Level			**20**	**NA**	**250**	**NA**
Interim Action Remediation Level			**20**	**NA**	**250**	**NA**

IACL/IARL exceedances in bold.
J – Estimated concentration based on data validation.
NM – Not measured
ND – Not detected

Duplicate samples are shown in shaded rows.

(a) Material removed during subsequent excavation.

Use of contents on this sheet is subject to the limitations specified at the end of this document.
Tables compiled Final.docx

Table 4-8. CNF-2A (DP-21) Concentrations in Soil						
			Concentration (mg/kg)			
Sample ID	Date	Depth (feet bgs)	Arsenic	Copper	Lead	Nickel
CNF 2-1A-2	1/21/2011	2	3.9	17.5	3.6	18.4
CNF 2-2A-1.75	1/21/2011	1.75	2.9	17.6	6.4	29.9
CNF 2-3A-1.75	1/21/2011	1.75	3.8	20.2	3.6	25.5
DUP	1/21/2011	1.75	3.3	21.5	4.1	25.7
CNF 2-4A-10	1/21/2011	10	6.8	10.7	4.0	7.3
CNF-2-5A-9	1/21/2011	9	10.6	14.0	5.4	9.4
CNF 2-6A-5	1/21/2011	5	6.4	28.7	4.2	38.4
CNF 2-7A-9	1/21/2011	9	5.3	4.7	4.8	4.0
CNF 2-8A-5	1/21/2011	5	6.3	28.8	4.5	41.6
CNF 2-9A-9.5	1/21/2011	9.5	4.8	9.2	6.5	5.2
CNF 2-10A-5	1/21/2011	5	6.5	25.8	4.1	38.0
Interim Action Cleanup Level			**20**	**NA**	**250**	**NA**
Interim Action Remediation Level			**20**	**NA**	**250**	**NA**

IACL/IARL exceedances in bold.

Duplicate samples are shown in shaded rows.

Use of contents on this sheet is subject to the limitations specified at the end of this document.
Tables compiled Final.docx

Table 4-9. Arsenic Concentrations in Soil Stockpile Samples		
Sample ID	Date	Arsenic Concentration (mg/Kg)
SPL-1-1	11/02/2010	2.1
SPL-1-2	11/02/2010	6.5
SPL-1-3	11/02/2010	2.2
SPL-2-1	11/02/2010	2.6
SPL-2-2	11/02/2010	3.4
SPL-2-3	11/02/2010	3.9
SPL-3-1	11/03/2010	7.1
SPL-3-2	11/03/2010	7.4
SPL-3-3	11/03/2010	4.8
SPL-4-1	11/03/2010	2.8
SPL-4-2	11/03/2010	2.6
SPL-4-3	11/03/2010	3.5
SPL-5-1	11/03/2010	2.9
SPL-5-2	11/03/2010	4.6
SPL-5-3	11/03/2010	2.6
SPL-6-1	11/22/2010	7.0
SPL-6-2	11/22/2010	5.5
SPL-6-3	11/22/2010	6.8
SPL-6-4	11/22/2010	5.5
SPL-6-5	11/22/2010	5.6
SPL-7-1	11/22/2010	5.4
SPL-7-2	11/22/2010	2.7
SPL-7-3	11/22/2010	10.2
SPL-7-4	11/22/2010	7.7
SPL-7-5	11/22/2010	4.6
SPL-8-1	11/22/2010	3.2
SPL-8-2	11/22/2010	6.0
SPL-8-3	11/22/2010	4.3
SPL-9-1	11/22/2010	5.4
SPL-9-2	11/22/2010	4.0
SPL-9-3	11/22/2010	3.0
SPL-10-1	11/16/2010	3.3
SPL-10-2	11/16/2010	5.2
SPL-10-3	11/16/2010	7.7
SPL-11-1	11/16/2010	4.5
SPL-11-2	11/16/2010	4.4
SPL-11-3	11/16/2010	3.6

Use of contents on this sheet is subject to the limitations specified at the end of this document.
Tables compiled Final.docx

Table 4-9. Arsenic Concentrations in Soil Stockpile Samples		
Sample ID	Date	Arsenic Concentration (mg/Kg)
SPL-12-1	11/10/2010	3.9 J
SPL-12-2	11/10/2010	7.0
SPL-12-3	11/10/2010	4.6
SPL-12-4	11/10/2010	6.8
SPL-12-5	11/11/2010	5.6
SPL-12-6	11/11/2010	3.2
SPL-12-7	11/11/2010	3.4
SPL-13-1	12/03/2010	5.5
SPL-13-2	12/03/2010	4.4
SPL-13-3	12/03/2010	3.3
SPL-13-4	12/03/2010	4.4
SPL-13-5	12/03/2010	4.1
SPL-13-6	12/03/2010	9.6
SPL-13-7	12/03/2010	4.0
SPL-14-1	12/03/2010	4.1
SPL-14-2	12/03/2010	4.6
SPL-14-3	12/03/2010	4.2
SPL-14-4	12/03/2010	4.0
SPL-14-5	12/03/2010	7.0
SPL-15-1	12/10/2010	5.0
SPL-15-2	12/10/2010	5.7
SPL-15-3	12/10/2010	4.7
SPL-16-1	12/20/2010	4.1
SPL-16-2	12/20/2010	5.0
SPL-16-3	12/20/2010	4.7
SPL-16-4	12/20/2010	1.9
SPL-16-5	12/20/2010	6.6
SPL-16-6	12/20/2010	3.9
SPL-16-7	12/20/2010	3.8
SPL-17-1	1/5/2011	7.7
SPL-17-2	1/5/2011	4.9
SPL-17-3	1/5/2011	7.1
SPL-18-1	1/4/2011	3.5
SPL-18-2	1/4/2011	6.3
SPL-18-3	1/4/2011	5.4
SPL-18-4	1/4/2011	4.6
SPL-18-5	1/4/2011	4.8

Use of contents on this sheet is subject to the limitations specified at the end of this document.
Tables compiled Final.docx

Table 4-9. Arsenic Concentrations in Soil Stockpile Samples		
Sample ID	Date	Arsenic Concentration (mg/Kg)
SPL-18-6	1/4/2011	10.7
SPL-19-1	1/13/2011	2.3
SPL-19-2	1/13/2011	4.7
SPL-19-3	1/13/2011	5.9
SPL-19-4	1/13/2011	5.5
SPL-19-5	1/13/2011	10.3
SPL-19-6	1/13/2011	4.4
SPL-20-1	1/19/2011	5.3
SPL-20-2	1/19/2011	5.5
SPL-20-3	1/19/2011	4.8
SPL-20-4	1/19/2011	4.5
SPL-20-5	1/19/2011	10.1
SPL-20-6	1/19/2011	9.5
SPL-21-1	1/19/2011	9.9 J
SPL-21-2	1/19/2011	7.0
SPL-21-3	1/19/2011	5.9
SPL-21-4	1/19/2011	6.3
SPL-21-5	1/19/2011	7.8
SPL-21-6	1/19/2011	7.1
SPL-22-1	2/7/2011	3.1
SPL-22-2	2/7/2011	4.6
SPL-22-3	2/7/2011	4.2
SPL-23-1	2/7/2011	6.4
SPL-23-2	2/7/2011	3.6
SPL-23-3	2/7/2011	5.8
SPL-24-1	2/7/2011	4.5
SPL-24-2	2/7/2011	9.3 J
SPL-24-3	2/7/2011	6.2
SPL-24-4	2/7/2011	5.6
SPL-25-1	2/9/2011	4.0
SPL-25-2	2/9/2011	4.7
SPL-25-3	2/9/2011	4.0
SPL-25-4	2/9/2011	2.9
SPL-25-5	2/9/2011	5.3
SPL-26-1	2/9/2011	5.8
SPL-26-2	2/9/2011	5.6
SPL-26-3	2/9/2011	7.4

Use of contents on this sheet is subject to the limitations specified at the end of this document.
Tables compiled Final.docx

Table 4-9. Arsenic Concentrations in Soil Stockpile Samples		
Sample ID	Date	Arsenic Concentration (mg/Kg)
SPL-26-4	2/9/2011	7.3
SPL-27-1	2/9/2011	3.3
SPL-27-2	2/9/2011	2.9
SPL-27-3	2/9/2011	4.6
SPL-27-4	2/9/2011	3.9
SPL-27-5	2/9/2011	4.2
SPL-28-1	2/9/2011	4.7 J
SPL-28-2	2/9/2011	3.6
SPL-28-3	2/9/2011	3.4
SPL-28-4	2/9/2011	3.3
SPL-29-1	2/4/2011	4.0
SPL-29-2	2/4/2011	4.8
SPL-29-3	2/4/2011	4.9
SPL-29-4	2/4/2011	3.8
SPL-29-5	2/4/2011	3.7
SPL-29-6	2/4/2011	14.2
SPL-29-7	2/4/2011	5.0
SPL-29-8	2/4/2011	3.7
SPL-30-1	2/3/2011	4.2
SPL-30-2	2/3/2011	4.2
SPL-30-3	2/3/2011	4.3
SPL-30-4	2/3/2011	5.1
SPL-30-5	2/3/2011	9.0
SPL-30-6	2/3/2011	5.3
SPL-30-7	2/3/2011	4.1
SPL-31-1	2/18/2011	10.4 J
SPL-31-2	2/18/2011	4.1 J
SPL-31-3	2/18/2011	2.4
SPL-31-4	2/18/2011	5.7
SPL-31-5	2/18/2011	1.6
SPL-31-6	2/18/2011	4.5
SPL-32-1	2/18/2011	4.9
SPL-32-2	2/18/2011	4.8
SPL-32-3	2/18/2011	3.3
Interim Action Cleanup Level		**20**
Interim Action Remediation Level		**20**

IACL/IARL exceedances in bold.
J – Estimated concentration based on data validation.
Duplicate samples are shown in shaded rows.

Use of contents on this sheet is subject to the limitations specified at the end of this document.
Tables compiled Final.docx

Table 4-10. Cadmium Concentrations in Soil Stockpile Samples		
Sample ID	Date	Cadmium Concentration (mg/Kg)
SPL-1-1	11/2/2010	ND
SPL-1-2	11/2/2010	ND
SPL-1-3	11/2/2010	ND
SPL-2-1	11/2/2010	ND
SPL-2-2	11/2/2010	ND
SPL-2-3	11/2/2010	ND
SPL-3-1	11/3/2010	ND
SPL-3-2	11/3/2010	ND
SPL-3-3	11/3/2010	ND
SPL-4-1	11/3/2010	ND
SPL-4-2	11/3/2010	ND
SPL-4-3	11/3/2010	ND
SPL-5-1	11/3/2010	ND
SPL-5-2	11/3/2010	ND
SPL-5-3	11/3/2010	ND
SPL-6-1	11/22/2010	0.80
SPL-6-2	11/22/2010	ND
SPL-6-3	11/22/2010	1.8
SPL-6-4	11/22/2010	1.3
SPL-6-5	11/22/2010	ND
SPL-7-1	11/22/2010	0.47
SPL-7-2	11/22/2010	ND
SPL-7-3	11/22/2010	1.2
SPL-7-4	11/22/2010	0.85
SPL-7-5	11/22/2010	2.0
SPL-8-1	11/22/2010	0.080
SPL-8-2	11/22/2010	ND
SPL-8-3	11/22/2010	ND
SPL-9-1	11/22/2010	0.12
SPL-9-2	11/22/2010	0.079
SPL-9-3	11/22/2010	ND
SPL-10-1	11/16/2010	0.12
SPL-10-2	11/16/2010	0.14
SPL-10-3	11/16/2010	0.15
SPL-11-1	11/16/2010	0.084
SPL-11-2	11/16/2010	0.10

Use of contents on this sheet is subject to the limitations specified at the end of this document.
Tables compiled Final.docx

Table 4-10. Cadmium Concentrations in Soil Stockpile Samples		
Sample ID	Date	Cadmium Concentration (mg/Kg)
SPL-11-3	11/16/2010	ND
SPL-12-1	11/10/2010	ND
SPL-12-2	11/10/2010	ND
SPL-12-3	11/10/2010	ND
SPL-12-4	11/10/2010	0.48
SPL-12-5	11/11/2010	ND
SPL-12-6	11/11/2010	ND
SPL-12-7	11/11/2010	ND
SPL-13-1	12/3/2010	0.092
SPL-13-2	12/3/2010	0.065
SPL-13-3	12/3/2010	0.11
SPL-13-4	12/3/2010	0.29
SPL-13-5	12/3/2010	0.084
SPL-13-6	12/3/2010	0.18
SPL-13-7	12/3/2010	0.23
SPL-14-1	12/3/2010	ND
SPL-14-2	12/3/2010	0.083
SPL-14-3	12/3/2010	0.084
SPL-14-4	12/3/2010	ND
SPL-14-5	12/3/2010	ND
SPL-15-1	12/10/2010	0.10
SPL-15-2	12/10/2010	0.087
SPL-15-3	12/10/2010	0.082
SPL-16-1	12/20/2010	0.10
SPL-16-2	12/20/2010	0.13
SPL-16-3	12/20/2010	0.23
SPL-16-4	12/20/2010	0.15
SPL-16-5	12/20/2010	ND
SPL-16-6	12/20/2010	0.10
SPL-16-7	12/20/2010	0.12
SPL-17-1	1/5/2011	0.38
SPL-17-2	1/5/2011	0.28
SPL-17-3	1/5/2011	0.32
SPL-18-1	1/4/2011	ND
SPL-18-2	1/4/2011	ND
SPL-18-3	1/4/2011	0.14
SPL-18-4	1/4/2011	0.19

Brown AND Caldwell

Use of contents on this sheet is subject to the limitations specified at the end of this document.
Tables compiled Final.docx

Table 4-10. Cadmium Concentrations in Soil Stockpile Samples		
Sample ID	Date	Cadmium Concentration (mg/Kg)
SPL-18-5	1/4/2011	0.089
SPL-18-6	1/4/2011	0.80
SPL-19-1	1/13/2011	ND
SPL-19-2	1/13/2011	0.17
SPL-19-3	1/13/2011	0.24
SPL-19-4	1/13/2011	0.19
SPL-19-5	1/13/2011	ND
SPL-19-6	1/13/2011	0.18
SPL-20-1	1/19/2011	0.16
SPL-20-2	1/19/2011	0.12
SPL-20-3	1/19/2011	0.20
SPL-20-4	1/19/2011	0.17
SPL-20-5	1/19/2011	0.15
SPL-20-6	1/19/2011	0.20
SPL-21-1	1/19/2011	0.11
SPL-21-2	1/19/2011	0.55
SPL-21-3	1/19/2011	0.11
SPL-21-4	1/19/2011	0.14
SPL-21-5	1/19/2011	0.098
SPL-21-6	1/19/2011	0.10
SPL-22-1	2/7/2011	0.074
SPL-22-2	2/7/2011	0.092
SPL-22-3	2/7/2011	0.10
SPL-23-1	2/7/2011	0.11
SPL-23-2	2/7/2011	ND
SPL-23-3	2/7/2011	0.19
SPL-24-1	2/7/2011	0.17
SPL-24-2	2/7/2011	0.13
SPL-24-3	2/7/2011	0.10
SPL-24-4	2/7/2011	0.12
SPL-25-1	2/9/2011	0.14
SPL-25-2	2/9/2011	0.53
SPL-25-3	2/9/2011	0.12
SPL-25-4	2/9/2011	0.14
SPL-25-5	2/9/2011	0.43
SPL-26-1	2/9/2011	1.6
SPL-26-2	2/9/2011	1.4
SPL-26-3	2/9/2011	1.9

Use of contents on this sheet is subject to the limitations specified at the end of this document.
Tables compiled Final.docx

Table 4-10. Cadmium Concentrations in Soil Stockpile Samples		
Sample ID	Date	Cadmium Concentration (mg/Kg)
SPL-26-4	2/9/2011	1.7
SPL-27-1	2/9/2011	0.11
SPL-27-2	2/9/2011	0.11
SPL-27-3	2/9/2011	0.10
SPL-27-4	2/9/2011	0.11
SPL-27-5	2/9/2011	0.11
SPL-28-1	2/9/2011	0.11
SPL-28-2	2/9/2011	0.088
SPL-28-3	2/9/2011	ND
SPL-28-4	2/9/2011	0.087
SPL-29-1	2/4/2011	0.10
SPL-29-2	2/4/2011	0.14
SPL-29-3	2/4/2011	0.14
SPL-29-4	2/4/2011	0.085
SPL-29-5	2/4/2011	0.088
SPL-29-6	2/4/2011	0.098
SPL-29-7	2/4/2011	0.17
SPL-29-8	2/4/2011	0.095
SPL-30-1	2/3/2011	0.086
SPL-30-2	2/3/2011	0.10
SPL-30-3	2/3/2011	0.12
SPL-30-4	2/3/2011	0.11
SPL-30-5	2/3/2011	0.12
SPL-30-6	2/3/2011	0.12
SPL-30-7	2/3/2011	0.11
SPL-31-1	2/18/2011	ND
SPL-31-2	2/18/2011	0.11 J
SPL-31-3	2/18/2011	ND
SPL-31-4	2/18/2011	0.16
SPL-31-5	2/18/2011	ND
SPL-31-6	2/18/2011	ND
SPL-32-1	2/18/2011	0.48
SPL-32-2	2/18/2011	0.17
SPL-32-3	2/18/2011	0.22
Interim Action Cleanup Level		**2**
Interim Action Remediation Level		

IACL/IARL exceedances in bold.
J – Estimated concentration based on data validation.
ND – Not detected

Duplicate samples are shown in shaded rows.

Use of contents on this sheet is subject to the limitations specified at the end of this document.
Tables compiled Final.docx

Table 4-11. Lead Concentrations in Soil Stockpile Samples		
Sample ID	Date	Lead Concentration (mg/Kg)
SPL-1-1	11/2/2010	3.3
SPL-1-2	11/2/2010	7.5
SPL-1-3	11/2/2010	3.4
SPL-2-1	11/2/2010	4.5
SPL-2-2	11/2/2010	7.9
SPL-2-3	11/2/2010	11.6
SPL-3-1	11/3/2010	**553**
SPL-3-2	11/3/2010	56.3
SPL-3-3	11/3/2010	45.2
SPL-4-1	11/3/2010	5.1
SPL-4-2	11/3/2010	3.8
SPL-4-3	11/3/2010	6.4
SPL-5-1	11/3/2010	4.4
SPL-5-2	11/3/2010	6.9
SPL-5-3	11/3/2010	1.8
SPL-6-1	11/22/2010	26.1
SPL-6-2	11/22/2010	11.3
SPL-6-3	11/22/2010	14.2
SPL-6-4	11/22/2010	13.8
SPL-6-5	11/22/2010	22.9
SPL-7-1	11/22/2010	10.0 J
SPL-7-2	11/22/2010	18.8
SPL-7-3	11/22/2010	**514**
SPL-7-4	11/22/2010	**1210**
SPL-7-5	11/22/2010	18.8
SPL-8-1	11/22/2010	9.3 J
SPL-8-2	11/22/2010	5.7
SPL-8-3	11/22/2010	3.8
SPL-9-1	11/22/2010	6.7
SPL-9-2	11/22/2010	6.7
SPL-9-3	11/22/2010	4.7
SPL-10-1	11/16/2010	6.0
SPL-10-2	11/16/2010	16.3
SPL-10-3	11/16/2010	20.9
SPL-11-1	11/16/2010	8.1
SPL-11-2	11/16/2010	13.0

Use of contents on this sheet is subject to the limitations specified at the end of this document.
Tables compiled Final.docx

Table 4-11. Lead Concentrations in Soil Stockpile Samples		
Sample ID	Date	Lead Concentration (mg/Kg)
SPL-11-3	11/16/2010	4.5
SPL-12-1	11/10/2010	2.6 J
SPL-12-2	11/10/2010	3.8
SPL-12-3	11/10/2010	5.9
SPL-12-4	11/10/2010	17.3
SPL-12-5	11/11/2010	5.3
SPL-12-6	11/11/2010	3.3
SPL-12-7	11/11/2010	2.4
SPL-13-1	12/3/2010	7.4
SPL-13-2	12/3/2010	8.2
SPL-13-3	12/3/2010	4.3
SPL-13-4	12/3/2010	9.6
SPL-13-5	12/3/2010	8.1
SPL-13-6	12/3/2010	7.0
SPL-13-7	12/3/2010	10.4
SPL-14-1	12/3/2010	5.4
SPL-14-2	12/3/2010	8.6
SPL-14-3	12/3/2010	6.3
SPL-14-4	12/3/2010	7.4
SPL-14-5	12/3/2010	7.7
SPL-15-1	12/10/2010	10.9
SPL-15-2	12/10/2010	10.4
SPL-15-3	12/10/2010	9.2
SPL-16-1	12/20/2010	10.4
SPL-16-2	12/20/2010	9.5
SPL-16-3	12/20/2010	33.4 J
SPL-16-4	12/20/2010	4.9
SPL-16-5	12/20/2010	4.8
SPL-16-6	12/20/2010	9.7
SPL-16-7	12/20/2010	10.0
SPL-17-1	1/5/2011	15.6
SPL-17-2	1/5/2011	18.6 J
SPL-17-3	1/5/2011	18.9
SPL-18-1	1/4/2011	3.1
SPL-18-2	1/4/2011	3.2
SPL-18-3	1/4/2011	143

Brown AND Caldwell

Use of contents on this sheet is subject to the limitations specified at the end of this document.
Tables compiled Final.docx

Table 4-11. Lead Concentrations in Soil Stockpile Samples		
Sample ID	Date	Lead Concentration (mg/Kg)
SPL-18-4	1/4/2011	14.6
SPL-18-5	1/4/2011	2.9
SPL-18-6	1/4/2011	54.4
SPL-19-1	1/13/2011	3.5
SPL-19-2	1/13/2011	4.0
SPL-19-3	1/13/2011	4.9
SPL-19-4	1/13/2011	4.8
SPL-19-5	1/13/2011	10.1
SPL-19-6	1/13/2011	4.9
SPL-20-1	1/19/2011	24.5 J
SPL-20-2	1/19/2011	9.1
SPL-20-3	1/19/2011	35.2
SPL-20-4	1/19/2011	24.7 J
SPL-20-5	1/19/2011	27.1
SPL-20-6	1/19/2011	35.0
SPL-21-1	1/19/2011	10.6
SPL-21-2	1/19/2011	16.2
SPL-21-3	1/19/2011	8.8
SPL-21-4	1/19/2011	74.6
SPL-21-5	1/19/2011	8.8 J
SPL-21-6	1/19/2011	8.1
SPL-22-1	2/7/2011	4.5
SPL-22-2	2/7/2011	7.9
SPL-22-3	2/7/2011	7.3
SPL-23-1	2/7/2011	12.3
SPL-23-2	2/7/2011	6.0
SPL-23-3	2/7/2011	32.3
SPL-24-1	2/7/2011	11.1
SPL-24-2	2/7/2011	11.9
SPL-24-3	2/7/2011	11.0
SPL-24-4	2/7/2011	13.0
SPL-25-1	2/9/2011	4.9
SPL-25-2	2/9/2011	21.2
SPL-25-3	2/9/2011	7.4
SPL-25-4	2/9/2011	7.8
SPL-25-5	2/9/2011	17.2

Use of contents on this sheet is subject to the limitations specified at the end of this document.
Tables compiled Final.docx

Table 4-11. Lead Concentrations in Soil Stockpile Samples		
Sample ID	Date	Lead Concentration (mg/Kg)
SPL-26-1	2/9/2011	40.3
SPL-26-2	2/9/2011	21.7
SPL-26-3	2/9/2011	49.6 J
SPL-26-4	2/9/2011	34.5
SPL-27-1	2/9/2011	7.7
SPL-27-2	2/9/2011	8.0
SPL-27-3	2/9/2011	16.1
SPL-27-4	2/9/2011	8.7
SPL-27-5	2/9/2011	8.4
SPL-28-1	2/9/2011	8.7
SPL-28-2	2/9/2011	7.3
SPL-28-3	2/9/2011	7.5
SPL-28-4	2/9/2011	7.0
SPL-29-1	2/4/2011	8.7
SPL-29-2	2/4/2011	9.0
SPL-29-3	2/4/2011	7.1
SPL-29-4	2/4/2011	4.3
SPL-29-5	2/4/2011	3.5
SPL-29-6	2/4/2011	9.3
SPL-29-7	2/4/2011	5.3
SPL-29-8	2/4/2011	4.0
SPL-30-1	2/3/2011	5.2 J
SPL-30-2	2/3/2011	8.0
SPL-30-3	2/3/2011	9.3
SPL-30-4	2/3/2011	9.5
SPL-30-5	2/3/2011	6.1
SPL-30-6	2/3/2011	44.9
SPL-30-7	2/3/2011	6.4
SPL-31-1	2/18/2011	9.2
SPL-31-2	2/18/2011	3.9 J
SPL-31-3	2/18/2011	4.8
SPL-31-4	2/18/2011	9.4
SPL-31-5	2/18/2011	2.1
SPL-31-6	2/18/2011	4.9
SPL-32-1	2/18/2011	165
SPL-32-2	2/18/2011	63.2

Brown AND Caldwell

Use of contents on this sheet is subject to the limitations specified at the end of this document.
Tables compiled Final.docx

Table 4-11. Lead Concentrations in Soil Stockpile Samples

Sample ID	Date	Lead Concentration (mg/Kg)
SPL-32-3	2/18/2011	66.1
Interim Action Cleanup Level		**250**
Interim Action Reporting Level		**250**

IACL/IARL exceedances in bold.

J – Estimated concentration based on data validation.

Duplicate samples are shown in shaded rows.

Use of contents on this sheet is subject to the limitations specified at the end of this document.
Tables compiled Final.docx

Table 4-12. Copper Concentrations in Soil Stockpile Samples		
Sample ID	Date	Copper Concentration (mg/Kg)
SPL-1-1	11/2/2010	11.8
SPL-1-2	11/2/2010	19.9
SPL-1-3	11/2/2010	11.6
SPL-2-1	11/2/2010	17.0
SPL-2-2	11/2/2010	22.9
SPL-2-3	11/2/2010	21.8
SPL-3-1	11/3/2010	139
SPL-3-2	11/3/2010	46.8
SPL-3-3	11/3/2010	31.5
SPL-4-1	11/3/2010	16.1
SPL-4-2	11/3/2010	12.9
SPL-4-3	11/3/2010	23.6
SPL-5-1	11/3/2010	13.0
SPL-5-2	11/3/2010	29.0
SPL-5-3	11/3/2010	10.7
SPL-6-1	11/22/2010	43.3
SPL-6-2	11/22/2010	43.4
SPL-6-3	11/22/2010	36.9
SPL-6-4	11/22/2010	31.3
SPL-6-5	11/22/2010	28.6
SPL-7-1	11/22/2010	12.2 J
SPL-7-2	11/22/2010	12.5
SPL-7-3	11/22/2010	53.6
SPL-7-4	11/22/2010	37.9
SPL-7-5	11/22/2010	40.4
SPL-8-1	11/22/2010	15.4
SPL-8-2	11/22/2010	29.4
SPL-8-3	11/22/2010	15.3
SPL-9-1	11/22/2010	26.0
SPL-9-2	11/22/2010	22.1
SPL-9-3	11/22/2010	15.8
SPL-10-1	11/16/2010	20.3
SPL-10-2	11/16/2010	34.3
SPL-10-3	11/16/2010	36.0
SPL-11-1	11/16/2010	35.2
SPL-11-2	11/16/2010	27.2

Brown AND Caldwell

Use of contents on this sheet is subject to the limitations specified at the end of this document.
Tables compiled Final.docx

Table 4-12. Copper Concentrations in Soil Stockpile Samples		
Sample ID	Date	Copper Concentration (mg/Kg)
SPL-11-3	11/16/2010	17.2
SPL-12-1	11/10/2010	12.3 J
SPL-12-2	11/10/2010	14.2
SPL-12-3	11/10/2010	19.4
SPL-12-4	11/10/2010	33.1
SPL-12-5	11/11/2010	21.1
SPL-12-6	11/11/2010	11.6
SPL-12-7	11/11/2010	12.2
SPL-13-1	12/3/2010	18.5
SPL-13-2	12/3/2010	30.5
SPL-13-3	12/3/2010	16.4
SPL-13-4	12/3/2010	28.1
SPL-13-5	12/3/2010	24.4
SPL-13-6	12/3/2010	24.9
SPL-13-7	12/3/2010	23.4 J
SPL-14-1	12/3/2010	15.3 J
SPL-14-2	12/3/2010	21.4
SPL-14-3	12/3/2010	17.3
SPL-14-4	12/3/2010	17.3
SPL-14-5	12/3/2010	27.4
SPL-15-1	12/10/2010	22.9
SPL-15-2	12/10/2010	20.6
SPL-15-3	12/10/2010	24.2
SPL-16-1	12/20/2010	35.4 J
SPL-16-2	12/20/2010	24.7
SPL-16-3	12/20/2010	30.2
SPL-16-4	12/20/2010	12.5
SPL-16-5	12/20/2010	13.9
SPL-16-6	12/20/2010	25.4
SPL-16-7	12/20/2010	21.7
SPL-17-1	1/5/2011	47.3
SPL-17-2	1/5/2011	52.5 J
SPL-17-3	1/5/2011	39.8
SPL-18-1	1/4/2011	15.6
SPL-18-2	1/4/2011	12.8
SPL-18-3	1/4/2011	23.7

Use of contents on this sheet is subject to the limitations specified at the end of this document.
Tables compiled Final.docx

Table 4-12. Copper Concentrations in Soil Stockpile Samples		
Sample ID	Date	Copper Concentration (mg/Kg)
SPL-18-4	1/4/2011	24.4
SPL-18-5	1/4/2011	15.3
SPL-18-6	1/4/2011	82.1
SPL-19-1	1/13/2011	13.7
SPL-19-2	1/13/2011	26.4
SPL-19-3	1/13/2011	32.0
SPL-19-4	1/13/2011	27.8
SPL-19-5	1/13/2011	65.9
SPL-19-6	1/13/2011	30.6 J
SPL-20-1	1/19/2011	23.6 J
SPL-20-2	1/19/2011	22.4
SPL-20-3	1/19/2011	27.0
SPL-20-4	1/19/2011	29.3
SPL-20-5	1/19/2011	24.8
SPL-20-6	1/19/2011	35.8
SPL-21-1	1/19/2011	23.6
SPL-21-2	1/19/2011	42.2
SPL-21-3	1/19/2011	23.7
SPL-21-4	1/19/2011	28.5
SPL-21-5	1/19/2011	24.6 J
SPL-21-6	1/19/2011	21.4
SPL-22-1	2/7/2011	15.3 J
SPL-22-2	2/7/2011	21.0
SPL-22-3	2/7/2011	20.0
SPL-23-1	2/7/2011	27.2
SPL-23-2	2/7/2011	15.4
SPL-23-3	2/7/2011	28.1
SPL-24-1	2/7/2011	23.0
SPL-24-2	2/7/2011	23.7
SPL-24-3	2/7/2011	25.1
SPL-24-4	2/7/2011	26.0
SPL-25-1	2/9/2011	24.2
SPL-25-2	2/9/2011	69.4 J
SPL-25-3	2/9/2011	21.6
SPL-25-4	2/9/2011	17.5
SPL-25-5	2/9/2011	67.3

Brown AND Caldwell

Use of contents on this sheet is subject to the limitations specified at the end of this document.
Tables compiled Final.docx

Table 4-12. Copper Concentrations in Soil Stockpile Samples		
Sample ID	Date	Copper Concentration (mg/Kg)
SPL-26-1	2/9/2011	58.0
SPL-26-2	2/9/2011	37.8
SPL-26-3	2/9/2011	85.7 J
SPL-26-4	2/9/2011	59.1
SPL-27-1	2/9/2011	19.8 J
SPL-27-2	2/9/2011	17.2
SPL-27-3	2/9/2011	21.7
SPL-27-4	2/9/2011	17.7
SPL-27-5	2/9/2011	19.4
SPL-28-1	2/9/2011	24.1
SPL-28-2	2/9/2011	25.3
SPL-28-3	2/9/2011	23.1
SPL-28-4	2/9/2011	20.1
SPL-29-1	2/4/2011	23.3
SPL-29-2	2/4/2011	22.8
SPL-29-3	2/4/2011	22.6
SPL-29-4	2/4/2011	12.8
SPL-29-5	2/4/2011	13.6
SPL-29-6	2/4/2011	58.7
SPL-29-7	2/4/2011	37.9
SPL-29-8	2/4/2011	18.3
SPL-30-1	2/3/2011	21.0 J
SPL-30-2	2/3/2011	24.6
SPL-30-3	2/3/2011	26.1
SPL-30-4	2/3/2011	27.6
SPL-30-5	2/3/2011	33.5
SPL-30-6	2/3/2011	31.2
SPL-30-7	2/3/2011	22.7
SPL-31-1	2/18/2011	29.1 J
SPL-31-2	2/18/2011	23.8
SPL-31-3	2/18/2011	10.6
SPL-31-4	2/18/2011	23.3
SPL-31-5	2/18/2011	5.5
SPL-31-6	2/18/2011	12.6
SPL-32-1	2/18/2011	59.9
SPL-32-2	2/18/2011	35.8

Use of contents on this sheet is subject to the limitations specified at the end of this document.
Tables compiled Final.docx

Table 4-12. Copper Concentrations in Soil Stockpile Samples

Sample ID	Date	Copper Concentration (mg/Kg)
SPL-32-3	2/18/2011	36.1
Interim Action Cleanup Level		**NA**
Interim Action Remediation Level		**NA**

J – Estimated concentration based on data validation.

Duplicate samples are shown in shaded rows.

Use of contents on this sheet is subject to the limitations specified at the end of this document.
Tables compiled Final.docx

Table 4-13. Nickel Concentrations in Soil Stockpile Samples		
Sample ID	Date	Nickel Concentration (mg/Kg)
SPL-1-1	11/2/2010	24.0
SPL-1-2	11/2/2010	35.8
SPL-1-3	11/2/2010	27.2
SPL-2-1	11/2/2010	26.6
SPL-2-2	11/2/2010	32.5
SPL-2-3	11/2/2010	23.5
SPL-3-1	11/3/2010	23.5
SPL-3-2	11/3/2010	43.1
SPL-3-3	11/3/2010	41.5
SPL-4-1	11/3/2010	30.7
SPL-4-2	11/3/2010	20.1
SPL-4-3	11/3/2010	31.4
SPL-5-1	11/3/2010	29.6
SPL-5-2	11/3/2010	28.8
SPL-5-3	11/3/2010	34.4
SPL-6-1	11/22/2010	26.5
SPL-6-2	11/22/2010	47.6
SPL-6-3	11/22/2010	35.1
SPL-6-4	11/22/2010	28.0
SPL-6-5	11/22/2010	12.1
SPL-7-1	11/22/2010	16.0 J
SPL-7-2	11/22/2010	5.7
SPL-7-3	11/22/2010	19.7
SPL-7-4	11/22/2010	20.5
SPL-7-5	11/22/2010	32.7
SPL-8-1	11/22/2010	28.2 J
SPL-8-2	11/22/2010	39.8
SPL-8-3	11/22/2010	31.6
SPL-9-1	11/22/2010	26.7
SPL-9-2	11/22/2010	22.9
SPL-9-3	11/22/2010	18.5
SPL-10-1	11/16/2010	28.8
SPL-10-2	11/16/2010	38.5
SPL-10-3	11/16/2010	38.5
SPL-11-1	11/16/2010	36.0
SPL-11-2	11/16/2010	26.6

Use of contents on this sheet is subject to the limitations specified at the end of this document.
Tables compiled Final.docx

Table 4-13. Nickel Concentrations in Soil Stockpile Samples		
Sample ID	Date	Nickel Concentration (mg/Kg)
SPL-11-3	11/16/2010	29.6
SPL-12-1	11/10/2010	23.6 J
SPL-12-2	11/10/2010	24.7
SPL-12-3	11/10/2010	27.5
SPL-12-4	11/10/2010	38.7
SPL-12-5	11/11/2010	44.0
SPL-12-6	11/11/2010	26.3
SPL-12-7	11/11/2010	30.4
SPL-13-1	12/3/2010	29.9
SPL-13-2	12/3/2010	27.7
SPL-13-3	12/3/2010	29.2
SPL-13-4	12/3/2010	35.1
SPL-13-5	12/3/2010	33.5
SPL-13-6	12/3/2010	41.2
SPL-13-7	12/3/2010	31.8 J
SPL-14-1	12/3/2010	15.6 J
SPL-14-2	12/3/2010	22.2
SPL-14-3	12/3/2010	25.1
SPL-14-4	12/3/2010	21.6
SPL-14-5	12/3/2010	26.2
SPL-15-1	12/10/2010	28.2
SPL-15-2	12/10/2010	20.9
SPL-15-3	12/10/2010	25.1
SPL-16-1	12/20/2010	49.9 J
SPL-16-2	12/20/2010	30.7
SPL-16-3	12/20/2010	25.0 J
SPL-16-4	12/20/2010	19.6
SPL-16-5	12/20/2010	29.8
SPL-16-6	12/20/2010	29.6
SPL-16-7	12/20/2010	24.5
SPL-17-1	1/5/2011	34.6
SPL-17-2	1/5/2011	26.9
SPL-17-3	1/5/2011	32.2
SPL-18-1	1/4/2011	28.1
SPL-18-2	1/4/2011	29.1
SPL-18-3	1/4/2011	33.2

Brown AND Caldwell

Use of contents on this sheet is subject to the limitations specified at the end of this document.
Tables compiled Final.docx

Table 4-13. Nickel Concentrations in Soil Stockpile Samples		
Sample ID	Date	Nickel Concentration (mg/Kg)
SPL-18-4	1/4/2011	29.8
SPL-18-5	1/4/2011	33.6
SPL-18-6	1/4/2011	57.2
SPL-19-1	1/13/2011	8.3
SPL-19-2	1/13/2011	42.7
SPL-19-3	1/13/2011	43.4
SPL-19-4	1/13/2011	41.9
SPL-19-5	1/13/2011	67.2
SPL-19-6	1/13/2011	40.4 J
SPL-20-1	1/19/2011	32.0 J
SPL-20-2	1/19/2011	21.3
SPL-20-3	1/19/2011	31.8
SPL-20-4	1/19/2011	36.6
SPL-20-5	1/19/2011	23.2
SPL-20-6	1/19/2011	34.8
SPL-21-1	1/19/2011	27.1
SPL-21-2	1/19/2011	26.1
SPL-21-3	1/19/2011	34.5
SPL-21-4	1/19/2011	30.6
SPL-21-5	1/19/2011	29.9 J
SPL-21-6	1/19/2011	28.2
SPL-22-1	2/7/2011	23.0
SPL-22-2	2/7/2011	25.5
SPL-22-3	2/7/2011	24.7
SPL-23-1	2/7/2011	34.7
SPL-23-2	2/7/2011	24.3
SPL-23-3	2/7/2011	33.1
SPL-24-1	2/7/2011	27.0
SPL-24-2	2/7/2011	27.6
SPL-24-3	2/7/2011	27.4
SPL-24-4	2/7/2011	39.1
SPL-25-1	2/9/2011	33.8
SPL-25-2	2/9/2011	26.9
SPL-25-3	2/9/2011	23.0
SPL-25-4	2/9/2011	26.2
SPL-25-5	2/9/2011	32.4

Use of contents on this sheet is subject to the limitations specified at the end of this document.
Tables compiled Final.docx

Table 4-13. Nickel Concentrations in Soil Stockpile Samples		
Sample ID	Date	Nickel Concentration (mg/Kg)
SPL-26-1	2/9/2011	25.3
SPL-26-2	2/9/2011	23.9
SPL-26-3	2/9/2011	26.8
SPL-26-4	2/9/2011	24.1
SPL-27-1	2/9/2011	21.8 J
SPL-27-2	2/9/2011	20.3
SPL-27-3	2/9/2011	30.4
SPL-27-4	2/9/2011	24.1
SPL-27-5	2/9/2011	28.9
SPL-28-1	2/9/2011	24.2
SPL-28-2	2/9/2011	25.1
SPL-28-3	2/9/2011	21.7
SPL-28-4	2/9/2011	23.1
SPL-29-1	2/4/2011	36.1 J
SPL-29-2	2/4/2011	31.2
SPL-29-3	2/4/2011	32.0
SPL-29-4	2/4/2011	32.4
SPL-29-5	2/4/2011	26.3
SPL-29-6	2/4/2011	68.7
SPL-29-7	2/4/2011	61.0
SPL-29-8	2/4/2011	29.8
SPL-30-1	2/3/2011	22.5 J
SPL-30-2	2/3/2011	31.1
SPL-30-3	2/3/2011	31.5
SPL-30-4	2/3/2011	31.1
SPL-30-5	2/3/2011	32.7
SPL-30-6	2/3/2011	34.3
SPL-30-7	2/3/2011	27.0
SPL-31-1	2/18/2011	29.5
SPL-31-2	2/18/2011	26.5 J
SPL-31-3	2/18/2011	16.3
SPL-31-4	2/18/2011	36.4
SPL-31-5	2/18/2011	3.6
SPL-31-6	2/18/2011	9.1
SPL-32-1	2/18/2011	23.9
SPL-32-2	2/18/2011	34.3

Brown AND Caldwell

Use of contents on this sheet is subject to the limitations specified at the end of this document.
Tables compiled Final.docx

Table 4-13. Nickel Concentrations in Soil Stockpile Samples		
Sample ID	**Date**	**Nickel Concentration (mg/Kg)**
SPL-32-3	2/18/2011	19.5
Interim Action Cleanup Level		NA
Interim Action Remediation Level		NA

J – Estimated concentration based on data validation.

Duplicate samples are shown in shaded rows.

Use of contents on this sheet is subject to the limitations specified at the end of this document.
Tables compiled Final.docx

Table 4-14. TPH-G Concentrations in Soil Stockpile Samples		
Sample Location	Date	TPH-G Concentration (mg/Kg)
SPL-1-1	11/2/2010	ND
SPL-1-2	11/2/2010	ND
SPL-1-3	11/2/2010	ND
SPL-2-1	11/2/2010	ND
SPL-2-2	11/2/2010	ND
SPL-2-3	11/2/2010	ND
SPL-3-1	11/3/2010	ND
SPL-3-2	11/3/2010	ND
SPL-3-3	11/3/2010	ND
SPL-4-1	11/3/2010	ND
SPL-4-2	11/3/2010	ND
SPL-4-3	11/3/2010	ND
SPL-5-1	11/3/2010	ND
SPL-5-2	11/3/2010	ND
SPL-5-3	11/3/2010	ND
SPL-6-1	11/22/2010	ND
SPL-6-1	12/10/2010	ND
SPL-6-2	11/22/2010	ND
SPL-6-2	12/10/2010	ND
SPL-6-3	11/22/2010	ND
SPL-6-3	12/10/2010	ND
SPL-6-4	11/22/2010	ND
SPL-6-4	12/10/2010	ND
SPL-6-5	11/22/2010	ND
SPL-6-5	12/10/2010	ND
SPL-7-1	11/22/2010	ND
SPL-7-2	11/22/2010	ND
SPL-7-3	11/22/2010	ND
SPL-7-4	11/22/2010	ND
SPL-7-5	11/22/2010	ND
SPL-8-1	11/22/2010	9.8
SPL-8-1	12/10/2010	25.1
SPL-8-2	11/22/2010	9.2
SPL-8-2	12/10/2010	ND
SPL-8-3	11/22/2010	17.0
SPL-9-1	11/22/2010	ND

Brown AND Caldwell

Use of contents on this sheet is subject to the limitations specified at the end of this document.
Tables compiled Final.docx

Table 4-14. TPH-G Concentrations in Soil Stockpile Samples		
Sample Location	Date	TPH-G Concentration (mg/Kg)
SPL-9-1	12/10/2010	ND
SPL-9-2	11/22/2010	ND
SPL-9-2	12/10/2010	ND
SPL-9-3	11/22/2010	ND
SPL-9-3	12/10/2010	ND
SPL-10-1	11/16/2010	ND
SPL-10-2	11/16/2010	ND
SPL-10-3	11/16/2010	ND
SPL-11-1	11/16/2010	ND
SPL-11-2	11/16/2010	ND
SPL-11-3	11/16/2010	ND
SPL-12-1	11/10/2010	ND
SPL-12-2	11/10/2010	ND
SPL-12-3	11/10/2010	ND
SPL-12-4	11/10/2010	ND
SPL-12-5	11/11/2010	ND
SPL-12-6	11/11/2010	ND
SPL-12-7	11/11/2010	ND
SPL-13-1	12/3/2010	ND
SPL-13-2	12/3/2010	ND
SPL-13-3	12/3/2010	ND
SPL-13-4	12/3/2010	ND
SPL-13-5	12/3/2010	ND
SPL-13-6	12/3/2010	ND
SPL-13-7	12/3/2010	ND
SPL-14-1	12/3/2010	ND
SPL-14-2	12/3/2010	ND
SPL-14-3	12/3/2010	ND
SPL-14-4	12/3/2010	ND
SPL-14-5	12/3/2010	ND
SPL-15-1	12/10/2010	ND
SPL-15-2	12/10/2010	ND
SPL-15-3	12/10/2010	ND
SPL-16-1	12/20/2010	4.6
SPL-16-2	12/20/2010	ND
SPL-16-3	12/20/2010	ND

Use of contents on this sheet is subject to the limitations specified at the end of this document.
Tables compiled Final.docx

Table 4-14. TPH-G Concentrations in Soil Stockpile Samples		
Sample Location	Date	TPH-G Concentration (mg/Kg)
SPL-16-4	12/20/2010	ND
SPL-16-5	12/20/2010	24.2
SPL-16-6	12/20/2010	ND
SPL-16-7	12/20/2010	ND
SPL-17-1	1/5/2011	ND
SPL-17-2	1/5/2011	ND
SPL-17-3	1/5/2011	ND
SPL-18-1	1/4/2011	ND
SPL-18-2	1/4/2011	ND
SPL-18-3	1/4/2011	ND
SPL-18-4	1/4/2011	ND
SPL-18-5	1/4/2011	ND
SPL-18-6	1/4/2011	ND
SPL-19-1	1/13/2011	ND
SPL-19-2	1/13/2011	ND
SPL-19-3	1/13/2011	ND
SPL-19-4	1/13/2011	ND
SPL-19-5	1/13/2011	ND
SPL-19-6	1/13/2011	ND
SPL-20-1	1/19/2011	ND
SPL-20-2	1/19/2011	ND
SPL-20-3	1/19/2011	ND
SPL-20-4	1/19/2011	ND
SPL-20-5	1/19/2011	ND
SPL-20-6	1/19/2011	ND
SPL-21-1	1/19/2011	ND
SPL-21-2	1/19/2011	ND
SPL-21-3	1/19/2011	ND
SPL-21-4	1/19/2011	ND
SPL-21-5	1/19/2011	ND
SPL-21-6	1/19/2011	ND
SPL-22-1	2/7/2011	ND
SPL-22-2	2/7/2011	ND
SPL-22-3	2/7/2011	ND
SPL-23-1	2/7/2011	19.5
SPL-23-2	2/7/2011	ND

Brown AND Caldwell

Use of contents on this sheet is subject to the limitations specified at the end of this document.
Tables compiled Final.docx

Table 4-14. TPH-G Concentrations in Soil Stockpile Samples		
Sample Location	Date	TPH-G Concentration (mg/Kg)
SPL-23-3	2/7/2011	ND
SPL-24-1	2/7/2011	ND
SPL-24-2	2/7/2011	ND
SPL-24-3	2/7/2011	6.6
SPL-24-4	2/7/2011	76.5
SPL-25-1	2/9/2011	ND
SPL-25-2	2/9/2011	ND
SPL-25-3	2/9/2011	ND
SPL-25-4	2/9/2011	ND
SPL-25-5	2/9/2011	ND
SPL-26-1	2/9/2011	ND
SPL-26-2	2/9/2011	ND
SPL-26-3	2/9/2011	ND
SPL-26-4	2/9/2011	ND
SPL-27-1	2/9/2011	ND
SPL-27-2	2/9/2011	ND
SPL-27-3	2/9/2011	ND
SPL-27-4	2/9/2011	ND
SPL-27-5	2/9/2011	ND
SPL-28-1	2/9/2011	ND
SPL-28-2	2/9/2011	ND
SPL-28-3	2/9/2011	ND
SPL-28-4	2/9/2011	ND
SPL-29-1	2/4/2011	ND
SPL-29-2	2/4/2011	ND
SPL-29-3	2/4/2011	ND
SPL-29-4	2/4/2011	ND
SPL-29-5	2/4/2011	ND
SPL-29-6	2/4/2011	ND
SPL-29-7	2/4/2011	ND
SPL-29-8	2/4/2011	ND
SPL-30-1	2/3/2011	ND
SPL-30-2	2/3/2011	ND
SPL-30-3	2/3/2011	ND
SPL-30-4	2/3/2011	ND
SPL-30-5	2/3/2011	ND

Use of contents on this sheet is subject to the limitations specified at the end of this document.
Tables compiled Final.docx

Table 4-14. TPH-G Concentrations in Soil Stockpile Samples		
Sample Location	Date	TPH-G Concentration (mg/Kg)
SPL-30-6	2/3/2011	ND
SPL-30-7	2/3/2011	ND
SPL-31-1	2/18/2011	ND
SPL-31-2	2/18/2011	ND
SPL-31-3	2/18/2011	ND
SPL-31-4	2/18/2011	ND
SPL-31-5	2/18/2011	ND
SPL-31-6	2/18/2011	ND
SPL-32-1	2/18/2011	ND
SPL-32-2	2/18/2011	ND
SPL-32-3	2/18/2011	ND
Interim Action Cleanup Level		**100**
Interim Action Remediation Level		**100**

IACL/IARL exceedances in bold.

ND – Not detected

Duplicate samples are shown in shaded rows.

Use of contents on this sheet is subject to the limitations specified at the end of this document.
Tables compiled Final.docx

Table 4-15. Benzene Concentrations in Soil Stockpile Samples		
Sample ID	Date	Benzene Conc. (µg/Kg)
SPL-1-1	11/2/2010	ND
SPL-1-2	11/2/2010	ND
SPL-1-3	11/2/2010	ND
SPL-2-1	11/2/2010	ND
SPL-2-2	11/2/2010	ND
SPL-2-3	11/2/2010	ND
SPL-3-1	11/3/2010	ND
SPL-3-2	11/3/2010	ND
SPL-3-3	11/3/2010	ND
SPL-4-1	11/3/2010	ND
SPL-4-2	11/3/2010	ND
SPL-4-3	11/3/2010	ND
SPL-5-1	11/3/2010	ND
SPL-5-2	11/3/2010	ND
SPL-5-3	11/3/2010	ND
SPL-6-1	12/10/2010	ND
SPL-6-2	12/10/2010	ND
SPL-6-3	12/10/2010	ND
SPL-6-4	12/10/2010	ND
SPL-6-5	12/10/2010	ND
SPL-7-1	11/22/2010	ND
SPL-7-2	11/22/2010	ND
SPL-7-3	11/22/2010	ND
SPL-7-4	11/22/2010	ND
SPL-7-5	11/22/2010	ND
SPL-8-1	12/10/2010	ND
SPL-8-2	12/10/2010	ND
SPL-8-3	11/22/2010	ND
SPL-9-1	12/10/2010	ND
SPL-9-2	12/10/2010	ND
SPL-9-3	12/10/2010	ND
SPL-10-1	11/16/2010	ND
SPL-10-2	11/16/2010	ND
SPL-10-3	11/16/2010	ND
SPL-11-1	11/16/2010	ND
SPL-11-2	11/16/2010	ND

Use of contents on this sheet is subject to the limitations specified at the end of this document.
Tables compiled Final.docx

Table 4-15. Benzene Concentrations in Soil Stockpile Samples		
Sample ID	Date	Benzene Conc. (µg/Kg)
SPL-11-3	11/16/2010	ND
SPL-12-1	11/10/2010	ND
SPL-12-2	11/10/2010	ND
SPL-12-3	11/10/2010	ND
SPL-12-4	11/10/2010	ND
SPL-12-5	11/11/2010	ND
SPL-12-6	11/11/2010	ND
SPL-12-7	11/11/2010	ND
SPL-13-1	12/3/2010	ND
SPL-13-2	12/3/2010	ND
SPL-13-3	12/3/2010	ND
SPL-13-4	12/3/2010	ND
SPL-13-5	12/3/2010	ND
SPL-13-6	12/3/2010	ND
SPL-13-7	12/3/2010	ND
SPL-14-1	12/3/2010	ND
SPL-14-2	12/3/2010	ND
SPL-14-3	12/3/2010	ND
SPL-14-4	12/3/2010	ND
SPL-14-5	12/3/2010	ND
SPL-15-1	12/10/2010	ND
SPL-15-2	12/10/2010	ND
SPL-15-3	12/10/2010	ND
SPL-16-1	12/20/2010	ND
SPL-16-2	12/20/2010	ND
SPL-16-3	12/20/2010	ND
SPL-16-4	12/20/2010	ND
SPL-16-5	12/20/2010	ND
SPL-16-6	12/20/2010	ND
SPL-16-7	12/20/2010	ND
SPL-17-1	1/5/2011	ND
SPL-17-2	1/5/2011	ND
SPL-17-3	1/5/2011	ND
SPL-18-1	1/4/2011	ND
SPL-18-2	1/4/2011	ND
SPL-18-3	1/4/2011	ND

Use of contents on this sheet is subject to the limitations specified at the end of this document.
Tables compiled Final.docx

Table 4-15. Benzene Concentrations in Soil Stockpile Samples		
Sample ID	Date	Benzene Conc. (µg/Kg)
SPL-18-4	1/4/2011	ND
SPL-18-5	1/4/2011	ND
SPL-18-6	1/4/2011	ND
SPL-19-1	1/13/2011	ND
SPL-19-2	1/13/2011	ND
SPL-19-3	1/13/2011	ND
SPL-19-4	1/13/2011	ND
SPL-19-5	1/13/2011	ND
SPL-19-6	1/13/2011	ND
SPL-20-1	1/19/2011	ND
SPL-20-2	1/19/2011	ND
SPL-20-3	1/19/2011	ND
SPL-20-4	1/19/2011	ND
SPL-20-5	1/19/2011	ND
SPL-20-6	1/19/2011	ND
SPL-21-1	1/19/2011	ND
SPL-21-2	1/19/2011	ND
SPL-21-3	1/19/2011	ND
SPL-21-4	1/19/2011	ND
SPL-21-5	1/19/2011	ND
SPL-21-6	1/19/2011	ND
SPL-22-1	2/7/2011	ND
SPL-22-2	2/7/2011	ND
SPL-22-3	2/7/2011	ND
SPL-23-1	2/7/2011	ND
SPL-23-2	2/7/2011	ND
SPL-23-3	2/7/2011	ND
SPL-24-1	2/7/2011	ND
SPL-24-2	2/7/2011	ND
SPL-24-3	2/7/2011	ND
SPL-24-4	2/7/2011	ND
SPL-25-1	2/9/2011	ND
SPL-25-2	2/9/2011	ND
SPL-25-3	2/9/2011	ND
SPL-25-4	2/9/2011	ND
SPL-25-5	2/9/2011	ND

Use of contents on this sheet is subject to the limitations specified at the end of this document.
Tables compiled Final.docx

Table 4-15. Benzene Concentrations in Soil Stockpile Samples		
Sample ID	Date	Benzene Conc. (µg/Kg)
SPL-26-1	2/9/2011	ND
SPL-26-2	2/9/2011	ND
SPL-26-3	2/9/2011	ND
SPL-26-4	2/9/2011	ND
SPL-27-1	2/9/2011	ND
SPL-27-2	2/9/2011	ND
SPL-27-3	2/9/2011	ND
SPL-27-4	2/9/2011	ND
SPL-27-5	2/9/2011	ND
SPL-28-1	2/9/2011	ND
SPL-28-2	2/9/2011	ND
SPL-28-3	2/9/2011	ND
SPL-28-4	2/9/2011	ND
SPL-29-1	2/4/2011	ND
SPL-29-2	2/4/2011	ND
SPL-29-3	2/4/2011	ND
SPL-29-4	2/4/2011	ND
SPL-29-5	2/4/2011	ND
SPL-29-6	2/4/2011	ND
SPL-29-7	2/4/2011	ND
SPL-29-8	2/4/2011	ND
SPL-30-1	2/3/2011	ND
SPL-30-2	2/3/2011	ND
SPL-30-3	2/3/2011	ND
SPL-30-4	2/3/2011	ND
SPL-30-5	2/3/2011	ND
SPL-30-6	2/3/2011	ND
SPL-30-7	2/3/2011	ND
SPL-31-1	2/18/2011	ND
SPL-31-2	2/18/2011	ND
SPL-31-3	2/18/2011	ND
SPL-31-4	2/18/2011	ND
SPL-31-5	2/18/2011	ND
SPL-31-6	2/18/2011	ND
SPL-32-1	2/18/2011	ND
SPL-32-2	2/18/2011	ND

Use of contents on this sheet is subject to the limitations specified at the end of this document.
Tables compiled Final.docx

Table 4-15. Benzene Concentrations in Soil Stockpile Samples

Sample ID	Date	Benzene Conc. (µg/Kg)
SPL-32-3	2/18/2011	ND
Interim Action Cleanup Level		**220**
Interim Action Remediation Level		**220**

IACL/ IARL exceedances in bold.

ND – Not detected

U – Laboratory detection limit shown. The COPC was not detected at this concentration.

Duplicate samples are shown in shaded rows.

Use of contents on this sheet is subject to the limitations specified at the end of this document.
Tables compiled Final.docx

Table 4-16. Ethylbenzene Concentrations in Soil Stockpile Samples		
Sample ID	Date	Ethylbenzene Conc. (µg/Kg)
SPL-1-1	11/2/2010	ND
SPL-1-2	11/2/2010	ND
SPL-1-3	11/2/2010	ND
SPL-2-1	11/2/2010	ND
SPL-2-2	11/2/2010	ND
SPL-2-3	11/2/2010	ND
SPL-3-1	11/3/2010	ND
SPL-3-2	11/3/2010	ND
SPL-3-3	11/3/2010	ND
SPL-4-1	11/3/2010	ND
SPL-4-2	11/3/2010	ND
SPL-4-3	11/3/2010	ND
SPL-5-1	11/3/2010	ND
SPL-5-2	11/3/2010	ND
SPL-5-3	11/3/2010	ND
SPL-6-1	12/10/2010	ND
SPL-6-2	12/10/2010	ND
SPL-6-3	12/10/2010	ND
SPL-6-4	12/10/2010	ND
SPL-6-5	12/10/2010	ND
SPL-7-1	11/22/2010	ND
SPL-7-2	11/22/2010	ND
SPL-7-3	11/22/2010	ND
SPL-7-4	11/22/2010	ND
SPL-7-5	11/22/2010	ND
SPL-8-1	12/10/2010	ND
SPL-8-2	12/10/2010	ND
SPL-8-3	11/22/2010	ND
SPL-9-1	12/10/2010	ND
SPL-9-2	12/10/2010	ND
SPL-9-3	12/10/2010	ND
SPL-10-1	11/16/2010	ND
SPL-10-2	11/16/2010	ND
SPL-10-3	11/16/2010	ND
SPL-11-1	11/16/2010	ND
SPL-11-2	11/16/2010	ND

Brown AND Caldwell

Use of contents on this sheet is subject to the limitations specified at the end of this document.
Tables compiled Final.docx

Table 4-16. Ethylbenzene Concentrations in Soil Stockpile Samples		
Sample ID	Date	Ethylbenzene Conc. (µg/Kg)
SPL-11-3	11/16/2010	ND
SPL-12-1	11/10/2010	ND
SPL-12-2	11/10/2010	ND
SPL-12-3	11/10/2010	ND
SPL-12-4	11/10/2010	ND
SPL-12-5	11/11/2010	ND
SPL-12-6	11/11/2010	ND
SPL-12-7	11/11/2010	ND
SPL-13-1	12/3/2010	ND
SPL-13-2	12/3/2010	ND
SPL-13-3	12/3/2010	ND
SPL-13-4	12/3/2010	ND
SPL-13-5	12/3/2010	ND
SPL-13-6	12/3/2010	ND
SPL-13-7	12/3/2010	ND
SPL-14-1	12/3/2010	ND
SPL-14-2	12/3/2010	ND
SPL-14-3	12/3/2010	ND
SPL-14-4	12/3/2010	ND
SPL-14-5	12/3/2010	ND
SPL-15-1	12/10/2010	ND
SPL-15-2	12/10/2010	ND
SPL-15-3	12/10/2010	ND
SPL-16-1	12/20/2010	ND
SPL-16-2	12/20/2010	ND
SPL-16-3	12/20/2010	ND
SPL-16-4	12/20/2010	ND
SPL-16-5	12/20/2010	ND
SPL-16-6	12/20/2010	ND
SPL-16-7	12/20/2010	ND
SPL-17-1	1/5/2011	ND
SPL-17-2	1/5/2011	ND
SPL-17-3	1/5/2011	ND
SPL-18-1	1/4/2011	ND
SPL-18-2	1/4/2011	ND
SPL-18-3	1/4/2011	ND

Use of contents on this sheet is subject to the limitations specified at the end of this document.
Tables compiled Final.docx

Table 4-16. Ethylbenzene Concentrations in Soil Stockpile Samples		
Sample ID	Date	Ethylbenzene Conc. (µg/Kg)
SPL-18-4	1/4/2011	ND
SPL-18-5	1/4/2011	ND
SPL-18-6	1/4/2011	ND
SPL-19-1	1/13/2011	ND
SPL-19-2	1/13/2011	ND
SPL-19-3	1/13/2011	ND
SPL-19-4	1/13/2011	ND
SPL-19-5	1/13/2011	ND
SPL-19-6	1/13/2011	ND
SPL-20-1	1/19/2011	ND
SPL-20-2	1/19/2011	ND
SPL-20-3	1/19/2011	ND
SPL-20-4	1/19/2011	ND
SPL-20-5	1/19/2011	ND
SPL-20-6	1/19/2011	ND
SPL-21-1	1/19/2011	ND
SPL-21-2	1/19/2011	ND
SPL-21-3	1/19/2011	ND
SPL-21-4	1/19/2011	ND
SPL-21-5	1/19/2011	ND
SPL-21-6	1/19/2011	ND
SPL-22-1	2/7/2011	ND
SPL-22-2	2/7/2011	ND
SPL-22-3	2/7/2011	ND
SPL-23-1	2/7/2011	ND
SPL-23-2	2/7/2011	ND
SPL-23-3	2/7/2011	ND
SPL-24-1	2/7/2011	ND
SPL-24-2	2/7/2011	ND
SPL-24-3	2/7/2011	ND
SPL-24-4	2/7/2011	ND
SPL-25-1	2/9/2011	ND
SPL-25-2	2/9/2011	ND
SPL-25-3	2/9/2011	ND
SPL-25-4	2/9/2011	ND
SPL-25-5	2/9/2011	ND

Use of contents on this sheet is subject to the limitations specified at the end of this document.
Tables compiled Final.docx

Table 4-16. Ethylbenzene Concentrations in Soil Stockpile Samples		
Sample ID	Date	Ethylbenzene Conc. (µg/Kg)
SPL-26-1	2/9/2011	ND
SPL-26-2	2/9/2011	ND
SPL-26-3	2/9/2011	ND
SPL-26-4	2/9/2011	ND
SPL-27-1	2/9/2011	ND
SPL-27-2	2/9/2011	ND
SPL-27-3	2/9/2011	ND
SPL-27-4	2/9/2011	ND
SPL-27-5	2/9/2011	ND
SPL-28-1	2/9/2011	ND
SPL-28-2	2/9/2011	ND
SPL-28-3	2/9/2011	ND
SPL-28-4	2/9/2011	ND
SPL-29-1	2/4/2011	ND
SPL-29-2	2/4/2011	ND
SPL-29-3	2/4/2011	ND
SPL-29-4	2/4/2011	ND
SPL-29-5	2/4/2011	ND
SPL-29-6	2/4/2011	ND
SPL-29-7	2/4/2011	ND
SPL-29-8	2/4/2011	ND
SPL-30-1	2/3/2011	ND
SPL-30-2	2/3/2011	ND
SPL-30-3	2/3/2011	ND
SPL-30-4	2/3/2011	ND
SPL-30-5	2/3/2011	ND
SPL-30-6	2/3/2011	ND
SPL-30-7	2/3/2011	ND
SPL-31-1	2/18/2011	ND
SPL-31-2	2/18/2011	ND
SPL-31-3	2/18/2011	ND
SPL-31-4	2/18/2011	ND
SPL-31-5	2/18/2011	ND
SPL-31-6	2/18/2011	ND
SPL-32-1	2/18/2011	ND
SPL-32-2	2/18/2011	ND

Use of contents on this sheet is subject to the limitations specified at the end of this document.
Tables compiled Final.docx

Table 4-16. Ethylbenzene Concentrations in Soil Stockpile Samples		
Sample ID	Date	Ethylbenzene Conc. (µg/Kg)
SPL-32-3	2/18/2011	ND
Interim Action Cleanup Level		**43,000**
Interim Action Remediation Level		**43,000**

IACL/IARL exceedances in bold.

ND – Not detected

Duplicate samples are shown in shaded rows.

Use of contents on this sheet is subject to the limitations specified at the end of this document.
Tables compiled Final.docx

Table 4-17. Toluene Concentrations in Soil Stockpile Samples		
Sample ID	Date	Toluene Concentration (µg/Kg)
SPL-1-1	11/2/2010	ND
SPL-1-2	11/2/2010	ND
SPL-1-3	11/2/2010	ND
SPL-2-1	11/2/2010	ND
SPL-2-2	11/2/2010	ND
SPL-2-3	11/2/2010	ND
SPL-3-1	11/3/2010	ND
SPL-3-2	11/3/2010	ND
SPL-3-3	11/3/2010	ND
SPL-4-1	11/3/2010	ND
SPL-4-2	11/3/2010	ND
SPL-4-3	11/3/2010	ND
SPL-5-1	11/3/2010	ND
SPL-5-2	11/3/2010	ND
SPL-5-3	11/3/2010	ND
SPL-6-1	12/10/2010	ND
SPL-6-2	12/10/2010	ND
SPL-6-3	12/10/2010	ND
SPL-6-4	12/10/2010	ND
SPL-6-5	12/10/2010	ND
SPL-7-1	11/22/2010	ND
SPL-7-2	11/22/2010	ND
SPL-7-3	11/22/2010	ND
SPL-7-4	11/22/2010	ND
SPL-7-5	11/22/2010	ND
SPL-8-1	12/10/2010	ND
SPL-8-2	12/10/2010	ND
SPL-8-3	11/22/2010	ND
SPL-9-1	12/10/2010	ND
SPL-9-2	12/10/2010	ND
SPL-9-3	12/10/2010	ND
SPL-10-1	11/16/2010	ND
SPL-10-2	11/16/2010	ND
SPL-10-3	11/16/2010	ND
SPL-11-1	11/16/2010	ND
SPL-11-2	11/16/2010	ND

Use of contents on this sheet is subject to the limitations specified at the end of this document.
Tables compiled Final.docx

Table 4-17. Toluene Concentrations in Soil Stockpile Samples		
Sample ID	Date	Toluene Concentration (µg/Kg)
SPL-11-3	11/16/2010	ND
SPL-12-1	11/10/2010	ND
SPL-12-2	11/10/2010	ND
SPL-12-3	11/10/2010	ND
SPL-12-4	11/10/2010	ND
SPL-12-5	11/11/2010	ND
SPL-12-6	11/11/2010	ND
SPL-12-7	11/11/2010	ND
SPL-13-1	12/3/2010	ND
SPL-13-2	12/3/2010	ND
SPL-13-3	12/3/2010	ND
SPL-13-4	12/3/2010	ND
SPL-13-5	12/3/2010	ND
SPL-13-6	12/3/2010	ND
SPL-13-7	12/3/2010	ND
SPL-14-1	12/3/2010	ND
SPL-14-2	12/3/2010	ND
SPL-14-3	12/3/2010	ND
SPL-14-4	12/3/2010	ND
SPL-14-5	12/3/2010	ND
SPL-15-1	12/10/2010	ND
SPL-15-2	12/10/2010	ND
SPL-15-3	12/10/2010	ND
SPL-16-1	12/20/2010	ND
SPL-16-2	12/20/2010	ND
SPL-16-3	12/20/2010	ND
SPL-16-4	12/20/2010	ND
SPL-16-5	12/20/2010	ND
SPL-16-6	12/20/2010	ND
SPL-16-7	12/20/2010	ND
SPL-17-1	1/5/2011	ND
SPL-17-2	1/5/2011	ND
SPL-17-3	1/5/2011	ND
SPL-18-1	1/4/2011	ND
SPL-18-2	1/4/2011	ND
SPL-18-3	1/4/2011	ND

Brown AND Caldwell

Use of contents on this sheet is subject to the limitations specified at the end of this document.
Tables compiled Final.docx

Table 4-17. Toluene Concentrations in Soil Stockpile Samples		
Sample ID	Date	Toluene Concentration (µg/Kg)
SPL-18-4	1/4/2011	ND
SPL-18-5	1/4/2011	ND
SPL-18-6	1/4/2011	ND
SPL-19-1	1/13/2011	ND
SPL-19-2	1/13/2011	ND
SPL-19-3	1/13/2011	ND
SPL-19-4	1/13/2011	ND
SPL-19-5	1/13/2011	ND
SPL-19-6	1/13/2011	ND
SPL-20-1	1/19/2011	ND
SPL-20-2	1/19/2011	ND
SPL-20-3	1/19/2011	ND
SPL-20-4	1/19/2011	ND
SPL-20-5	1/19/2011	ND
SPL-20-6	1/19/2011	ND
SPL-21-1	1/19/2011	ND
SPL-21-2	1/19/2011	ND
SPL-21-3	1/19/2011	ND
SPL-21-4	1/19/2011	ND
SPL-21-5	1/19/2011	ND
SPL-21-6	1/19/2011	ND
SPL-22-1	2/7/2011	ND
SPL-22-2	2/7/2011	ND
SPL-22-3	2/7/2011	ND
SPL-23-1	2/7/2011	ND
SPL-23-2	2/7/2011	ND
SPL-23-3	2/7/2011	ND
SPL-24-1	2/7/2011	ND
SPL-24-2	2/7/2011	ND
SPL-24-3	2/7/2011	ND
SPL-24-4	2/7/2011	ND
SPL-25-1	2/9/2011	ND
SPL-25-2	2/9/2011	ND
SPL-25-3	2/9/2011	ND
SPL-25-4	2/9/2011	ND
SPL-25-5	2/9/2011	ND

Use of contents on this sheet is subject to the limitations specified at the end of this document.
Tables compiled Final.docx

Table 4-17. Toluene Concentrations in Soil Stockpile Samples		
Sample ID	Date	Toluene Concentration (µg/Kg)
SPL-26-1	2/9/2011	ND
SPL-26-2	2/9/2011	ND
SPL-26-3	2/9/2011	ND
SPL-26-4	2/9/2011	ND
SPL-27-1	2/9/2011	ND
SPL-27-2	2/9/2011	ND
SPL-27-3	2/9/2011	ND
SPL-27-4	2/9/2011	ND
SPL-27-5	2/9/2011	ND
SPL-28-1	2/9/2011	ND
SPL-28-2	2/9/2011	ND
SPL-28-3	2/9/2011	ND
SPL-28-4	2/9/2011	ND
SPL-29-1	2/4/2011	ND
SPL-29-2	2/4/2011	ND
SPL-29-3	2/4/2011	ND
SPL-29-4	2/4/2011	ND
SPL-29-5	2/4/2011	ND
SPL-29-6	2/4/2011	ND
SPL-29-7	2/4/2011	ND
SPL-29-8	2/4/2011	ND
SPL-30-1	2/3/2011	ND
SPL-30-2	2/3/2011	ND
SPL-30-3	2/3/2011	ND
SPL-30-4	2/3/2011	ND
SPL-30-5	2/3/2011	ND
SPL-30-6	2/3/2011	ND
SPL-30-7	2/3/2011	ND
SPL-31-1	2/18/2011	ND
SPL-31-2	2/18/2011	ND
SPL-31-3	2/18/2011	ND
SPL-31-4	2/18/2011	ND
SPL-31-5	2/18/2011	ND
SPL-31-6	2/18/2011	ND
SPL-32-1	2/18/2011	ND
SPL-32-2	2/18/2011	ND

Use of contents on this sheet is subject to the limitations specified at the end of this document.
Tables compiled Final.docx

Table 4-17. Toluene Concentrations in Soil Stockpile Samples

Sample ID	Date	Toluene Concentration (µg/Kg)
SPL-32-3	2/18/2011	ND
Interim Action Cleanup Level		**240,000**
Interim Action Remediation Level		**240,000**

IACL/IARL exceedances in bold.

ND – Not detected

Duplicate samples are shown in shaded rows.

Use of contents on this sheet is subject to the limitations specified at the end of this document.
Tables compiled Final.docx

Table 4-18. Total Xylenes Concentrations in Soil Stockpile Samples		
Sample ID	Date	Total Xylenes Conc. (µg/Kg)
SPL-1-1	11/2/2010	ND
SPL-1-2	11/2/2010	ND
SPL-1-3	11/2/2010	ND
SPL-2-1	11/2/2010	ND
SPL-2-2	11/2/2010	ND
SPL-2-3	11/2/2010	ND
SPL-3-1	11/3/2010	ND
SPL-3-2	11/3/2010	ND
SPL-3-3	11/3/2010	ND
SPL-4-1	11/3/2010	ND
SPL-4-2	11/3/2010	ND
SPL-4-3	11/3/2010	ND
SPL-5-1	11/3/2010	ND
SPL-5-2	11/3/2010	ND
SPL-5-3	11/3/2010	ND
SPL-6-1	12/10/2010	ND
SPL-6-2	12/10/2010	ND
SPL-6-3	12/10/2010	ND
SPL-6-4	12/10/2010	ND
SPL-6-5	12/10/2010	ND
SPL-7-1	11/22/2010	ND
SPL-7-2	11/22/2010	ND
SPL-7-3	11/22/2010	ND
SPL-7-4	11/22/2010	ND
SPL-7-5	11/22/2010	ND
SPL-8-1	12/10/2010	ND
SPL-8-2	12/10/2010	ND
SPL-8-3	11/22/2010	ND
SPL-9-1	12/10/2010	ND
SPL-9-2	12/10/2010	ND
SPL-9-3	12/10/2010	ND
SPL-10-1	11/16/2010	ND
SPL-10-2	11/16/2010	ND
SPL-10-3	11/16/2010	ND
SPL-11-1	11/16/2010	ND
SPL-11-2	11/16/2010	ND

Use of contents on this sheet is subject to the limitations specified at the end of this document.
Tables compiled Final.docx

Table 4-18. Total Xylenes Concentrations in Soil Stockpile Samples		
Sample ID	Date	Total Xylenes Conc. (µg/Kg)
SPL-11-3	11/16/2010	ND
SPL-12-1	11/10/2010	ND
SPL-12-2	11/10/2010	ND
SPL-12-3	11/10/2010	ND
SPL-12-4	11/10/2010	ND
SPL-12-5	11/11/2010	ND
SPL-12-6	11/11/2010	ND
SPL-12-7	11/11/2010	ND
SPL-13-1	12/3/2010	ND
SPL-13-2	12/3/2010	ND
SPL-13-3	12/3/2010	ND
SPL-13-4	12/3/2010	ND
SPL-13-5	12/3/2010	ND
SPL-13-6	12/3/2010	ND
SPL-13-7	12/3/2010	ND
SPL-14-1	12/3/2010	ND
SPL-14-2	12/3/2010	ND
SPL-14-3	12/3/2010	ND
SPL-14-4	12/3/2010	ND
SPL-14-5	12/3/2010	ND
SPL-15-1	12/10/2010	ND
SPL-15-2	12/10/2010	ND
SPL-15-3	12/10/2010	ND
SPL-16-1	12/20/2010	ND
SPL-16-2	12/20/2010	ND
SPL-16-3	12/20/2010	ND
SPL-16-4	12/20/2010	ND
SPL-16-5	12/20/2010	ND
SPL-16-6	12/20/2010	ND
SPL-16-7	12/20/2010	ND
SPL-17-1	1/5/2011	ND
SPL-17-2	1/5/2011	ND
SPL-17-3	1/5/2011	ND
SPL-18-1	1/4/2011	ND
SPL-18-2	1/4/2011	ND
SPL-18-3	1/4/2011	ND

Use of contents on this sheet is subject to the limitations specified at the end of this document.
Tables compiled Final.docx

Table 4-18. Total Xylenes Concentrations in Soil Stockpile Samples		
Sample ID	Date	Total Xylenes Conc. (µg/Kg)
SPL-18-4	1/4/2011	ND
SPL-18-5	1/4/2011	ND
SPL-18-6	1/4/2011	ND
SPL-19-1	1/13/2011	ND
SPL-19-2	1/13/2011	ND
SPL-19-3	1/13/2011	ND
SPL-19-4	1/13/2011	ND
SPL-19-5	1/13/2011	ND
SPL-19-6	1/13/2011	ND
SPL-20-1	1/19/2011	ND
SPL-20-2	1/19/2011	ND
SPL-20-3	1/19/2011	ND
SPL-20-4	1/19/2011	ND
SPL-20-5	1/19/2011	ND
SPL-20-6	1/19/2011	ND
SPL-21-1	1/19/2011	ND
SPL-21-2	1/19/2011	ND
SPL-21-3	1/19/2011	ND
SPL-21-4	1/19/2011	ND
SPL-21-5	1/19/2011	ND
SPL-21-6	1/19/2011	ND
SPL-22-1	2/7/2011	ND
SPL-22-2	2/7/2011	ND
SPL-22-3	2/7/2011	ND
SPL-23-1	2/7/2011	ND
SPL-23-2	2/7/2011	ND
SPL-23-3	2/7/2011	ND
SPL-24-1	2/7/2011	ND
SPL-24-2	2/7/2011	ND
SPL-24-3	2/7/2011	ND
SPL-24-4	2/7/2011	ND
SPL-25-1	2/9/2011	ND
SPL-25-2	2/9/2011	ND
SPL-25-3	2/9/2011	ND
SPL-25-4	2/9/2011	ND
SPL-25-5	2/9/2011	ND

Use of contents on this sheet is subject to the limitations specified at the end of this document.
Tables compiled Final.docx

Table 4-18. Total Xylenes Concentrations in Soil Stockpile Samples		
Sample ID	Date	Total Xylenes Conc. (µg/Kg)
SPL-26-1	2/9/2011	ND
SPL-26-2	2/9/2011	ND
SPL-26-3	2/9/2011	ND
SPL-26-4	2/9/2011	ND
SPL-27-1	2/9/2011	ND
SPL-27-2	2/9/2011	ND
SPL-27-3	2/9/2011	ND
SPL-27-4	2/9/2011	ND
SPL-27-5	2/9/2011	ND
SPL-28-1	2/9/2011	ND
SPL-28-2	2/9/2011	ND
SPL-28-3	2/9/2011	ND
SPL-28-4	2/9/2011	ND
SPL-29-1	2/4/2011	ND
SPL-29-2	2/4/2011	ND
SPL-29-3	2/4/2011	ND
SPL-29-4	2/4/2011	ND
SPL-29-5	2/4/2011	ND
SPL-29-6	2/4/2011	ND
SPL-29-7	2/4/2011	ND
SPL-29-8	2/4/2011	ND
SPL-30-1	2/3/2011	ND
SPL-30-2	2/3/2011	ND
SPL-30-3	2/3/2011	ND
SPL-30-4	2/3/2011	ND
SPL-30-5	2/3/2011	ND
SPL-30-6	2/3/2011	ND
SPL-30-7	2/3/2011	ND
SPL-31-1	2/18/2011	ND
SPL-31-2	2/18/2011	ND
SPL-31-3	2/18/2011	ND
SPL-31-4	2/18/2011	ND
SPL-31-5	2/18/2011	ND
SPL-31-6	2/18/2011	ND
SPL-32-1	2/18/2011	ND
SPL-32-2	2/18/2011	ND

Use of contents on this sheet is subject to the limitations specified at the end of this document.
Tables compiled Final.docx

Table 4-18. Total Xylenes Concentrations in Soil Stockpile Samples		
Sample ID	Date	Total Xylenes Conc. (µg/Kg)
SPL-32-3	2/18/2011	ND
Interim Action Cleanup Level		**23,000**
Interim Action Remediation Level		**23,000**

IACL/IARL exceedances in bold.

ND – Not detected

Duplicate samples are shown in shaded rows.

Use of contents on this sheet is subject to the limitations specified at the end of this document.
Tables compiled Final.docx

Table 4-19. TPH-D Concentrations in Soil Stockpile Samples		
Sample Location	Date	TPH-D Concentration (mg/Kg)
SPL-1-1	11/2/2010	ND
SPL-1-2	11/2/2010	ND
SPL-1-3	11/2/2010	ND
SPL-2-1	11/2/2010	ND
SPL-2-2	11/2/2010	ND
SPL-2-3	11/2/2010	63.5
SPL-3-1	11/3/2010	132
SPL-3-2	11/3/2010	ND
SPL-3-3	11/3/2010	36.4
SPL-4-1	11/3/2010	ND
SPL-4-2	11/3/2010	33.6
SPL-4-3	11/3/2010	ND
SPL-5-1	11/3/2010	ND
SPL-5-2	11/3/2010	ND
SPL-5-3	11/3/2010	ND
SPL-6-1	11/22/2010	ND
SPL-6-2	11/22/2010	ND
SPL-6-3	11/22/2010	ND
SPL-6-4	11/22/2010	ND
SPL-6-5	11/22/2010	68.8
SPL-7-1	11/22/2010	ND
SPL-7-2	11/22/2010	86.1
SPL-7-3	11/22/2010	66.4
SPL-7-4	11/22/2010	ND
SPL-7-5	11/22/2010	ND
SPL-8-1	11/22/2010	132
SPL-8-2	11/22/2010	ND
SPL-8-3	11/22/2010	538
SPL-9-1	11/22/2010	ND
SPL-9-2	11/22/2010	ND
SPL-9-3	11/22/2010	89.0
SPL-10-1	11/16/2010	63.6
SPL-10-2	11/16/2010	98.0
SPL-10-3	11/16/2010	42.3
SPL-11-1	11/16/2010	ND
SPL-11-2	11/16/2010	31.2

Use of contents on this sheet is subject to the limitations specified at the end of this document.
Tables compiled Final.docx

Table 4-19. TPH-D Concentrations in Soil Stockpile Samples		
Sample Location	Date	TPH-D Concentration (mg/Kg)
SPL-11-3	11/16/2010	ND
SPL-12-1	11/10/2010	ND
SPL-12-2	11/10/2010	ND
SPL-12-3	11/10/2010	ND
SPL-12-4	11/10/2010	ND
SPL-12-5	11/11/2010	ND
SPL-12-6	11/11/2010	ND
SPL-12-7	11/11/2010	ND
SPL-13-1	12/3/2010	ND
SPL-13-2	12/3/2010	ND
SPL-13-3	12/3/2010	ND
SPL-13-4	12/3/2010	ND
SPL-13-5	12/3/2010	ND
SPL-13-6	12/3/2010	ND
SPL-13-7	12/3/2010	ND
SPL-14-1	12/3/2010	ND
SPL-14-2	12/3/2010	ND
SPL-14-3	12/3/2010	ND
SPL-14-4	12/3/2010	52.2
SPL-14-5	12/3/2010	37.4
SPL-15-1	12/10/2010	26.0
SPL-15-2	12/10/2010	ND
SPL-15-3	12/10/2010	29.5
SPL-16-1	12/20/2010	41.5 J
SPL-16-2	12/20/2010	19.8
SPL-16-3	12/20/2010	24.4
SPL-16-4	12/20/2010	ND
SPL-16-5	12/20/2010	48.4
SPL-16-6	12/20/2010	20.7
SPL-16-7	12/20/2010	20.1
SPL-17-1	1/5/2011	20.1
SPL-17-2	1/5/2011	25.7
SPL-17-3	1/5/2011	ND
SPL-18-1	1/4/2011	ND
SPL-18-2	1/4/2011	ND
SPL-18-3	1/4/2011	ND

Brown AND Caldwell

Use of contents on this sheet is subject to the limitations specified at the end of this document.
Tables compiled Final.docx

Table 4-19. TPH-D Concentrations in Soil Stockpile Samples		
Sample Location	Date	TPH-D Concentration (mg/Kg)
SPL-18-4	1/4/2011	28.1
SPL-18-5	1/4/2011	56.6
SPL-18-6	1/4/2011	ND
SPL-19-1	1/13/2011	126
SPL-19-2	1/13/2011	ND
SPL-19-3	1/13/2011	31.2
SPL-19-4	1/13/2011	34.3
SPL-19-5	1/13/2011	ND
SPL-19-6	1/13/2011	ND
SPL-20-1	1/19/2011	24.2
SPL-20-2	1/19/2011	43.6
SPL-20-3	1/19/2011	ND
SPL-20-4	1/19/2011	ND
SPL-20-5	1/19/2011	24.4
SPL-20-6	1/19/2011	ND
SPL-21-1	1/19/2011	ND
SPL-21-2	1/19/2011	ND
SPL-21-3	1/19/2011	ND
SPL-21-4	1/19/2011	ND
SPL-21-5	1/19/2011	ND
SPL-21-6	1/19/2011	ND
SPL-22-1	2/7/2011	ND
SPL-22-2	2/7/2011	ND
SPL-22-3	2/7/2011	ND
SPL-23-1	2/7/2011	36.7
SPL-23-2	2/7/2011	ND
SPL-23-3	2/7/2011	32.1
SPL-24-1	2/7/2011	29.3
SPL-24-2	2/7/2011	40.5 J
SPL-24-3	2/7/2011	26.6
SPL-24-4	2/7/2011	25.3
SPL-25-1	2/9/2011	ND
SPL-25-2	2/9/2011	32.7
SPL-25-3	2/9/2011	ND
SPL-25-4	2/9/2011	ND
SPL-25-5	2/9/2011	40.1

Use of contents on this sheet is subject to the limitations specified at the end of this document.
Tables compiled Final.docx

Table 4-19. TPH-D Concentrations in Soil Stockpile Samples		
Sample Location	Date	TPH-D Concentration (mg/Kg)
SPL-26-1	2/9/2011	254
SPL-26-2	2/9/2011	189
SPL-26-3	2/9/2011	218
SPL-26-4	2/9/2011	250
SPL-27-1	2/9/2011	ND
SPL-27-2	2/9/2011	35.0
SPL-27-3	2/9/2011	23.9
SPL-27-4	2/9/2011	24.0
SPL-27-5	2/9/2011	ND
SPL-28-1	2/9/2011	ND
SPL-28-2	2/9/2011	ND
SPL-28-3	2/9/2011	27.1
SPL-28-4	2/9/2011	ND
SPL-29-1	2/4/2011	24.6
SPL-29-2	2/4/2011	28.7
SPL-29-3	2/4/2011	ND
SPL-29-4	2/4/2011	ND
SPL-29-5	2/4/2011	ND
SPL-29-6	2/4/2011	ND
SPL-29-7	2/4/2011	ND
SPL-29-8	2/4/2011	ND
SPL-30-1	2/3/2011	25.6
SPL-30-2	2/3/2011	51.2
SPL-30-3	2/3/2011	51.1
SPL-30-4	2/3/2011	35.9
SPL-30-5	2/3/2011	47.5
SPL-30-6	2/3/2011	21.6
SPL-30-7	2/3/2011	ND
SPL-31-1	2/18/2011	ND
SPL-31-2	2/18/2011	ND
SPL-31-3	2/18/2011	61.7
SPL-31-4	2/18/2011	89.9
SPL-31-5	2/18/2011	ND
SPL-31-6	2/18/2011	ND
SPL-32-1	2/18/2011	30.0
SPL-32-2	2/18/2011	526

Use of contents on this sheet is subject to the limitations specified at the end of this document.
Tables compiled Final.docx

Table 4-19. TPH-D Concentrations in Soil Stockpile Samples		
Sample Location	**Date**	**TPH-D Concentration (mg/Kg)**
SPL-32-3	2/18/2011	35.6
Interim Action Cleanup Level		**2,000**
Interim Action Remediation Level		**2,000**

IACL/IARL exceedances in bold.

J – Estimated concentration based on data validation.

ND – Not detected

Duplicate samples are shown in shaded rows.

Use of contents on this sheet is subject to the limitations specified at the end of this document.
Tables compiled Final.docx

Table 4-20. TPH-HO Concentrations in Soil Stockpile Samples		
Sample Location	Date	TPH-HO Concentration (mg/Kg)
SPL-1-1	11/2/2010	ND
SPL-1-2	11/2/2010	96.2
SPL-1-3	11/2/2010	ND
SPL-2-1	11/2/2010	ND
SPL-2-2	11/2/2010	ND
SPL-2-3	11/2/2010	151
SPL-3-1	11/3/2010	358
SPL-3-2	11/3/2010	ND
SPL-3-3	11/3/2010	ND
SPL-4-1	11/3/2010	ND
SPL-4-2	11/3/2010	253 J
SPL-4-3	11/3/2010	150
SPL-5-1	11/3/2010	ND
SPL-5-2	11/3/2010	ND
SPL-5-3	11/3/2010	ND
SPL-6-1	11/22/2010	ND
SPL-6-2	11/22/2010	ND
SPL-6-3	11/22/2010	ND
SPL-6-4	11/22/2010	ND
SPL-6-5	11/22/2010	ND
SPL-7-1	11/22/2010	ND
SPL-7-2	11/22/2010	ND
SPL-7-3	11/22/2010	ND
SPL-7-4	11/22/2010	ND
SPL-7-5	11/22/2010	ND
SPL-8-1	11/22/2010	ND
SPL-8-2	11/22/2010	ND
SPL-8-3	11/22/2010	ND
SPL-9-1	11/22/2010	ND
SPL-9-2	11/22/2010	ND
SPL-9-3	11/22/2010	611
SPL-10-1	11/16/2010	478
SPL-10-2	11/16/2010	444
SPL-10-3	11/16/2010	289
SPL-11-1	11/16/2010	ND
SPL-11-2	11/16/2010	428

Use of contents on this sheet is subject to the limitations specified at the end of this document.
Tables compiled Final.docx

Table 4-20. TPH-HO Concentrations in Soil Stockpile Samples		
Sample Location	Date	TPH-HO Concentration (mg/Kg)
SPL-11-3	11/16/2010	ND
SPL-12-1	11/10/2010	ND
SPL-12-2	11/10/2010	ND
SPL-12-3	11/10/2010	ND
SPL-12-4	11/10/2010	205
SPL-12-5	11/11/2010	ND
SPL-12-6	11/11/2010	ND
SPL-12-7	11/11/2010	ND
SPL-13-1	12/3/2010	ND
SPL-13-2	12/3/2010	ND
SPL-13-3	12/3/2010	ND
SPL-13-4	12/3/2010	ND
SPL-13-5	12/3/2010	ND
SPL-13-6	12/3/2010	125
SPL-13-7	12/3/2010	128
SPL-14-1	12/3/2010	ND
SPL-14-2	12/3/2010	ND
SPL-14-3	12/3/2010	103
SPL-14-4	12/3/2010	165
SPL-14-5	12/3/2010	138
SPL-15-1	12/10/2010	97.3
SPL-15-2	12/10/2010	ND
SPL-15-3	12/10/2010	ND
SPL-16-1	12/20/2010	ND
SPL-16-2	12/20/2010	ND
SPL-16-3	12/20/2010	98.6
SPL-16-4	12/20/2010	ND
SPL-16-5	12/20/2010	92.0
SPL-16-6	12/20/2010	ND
SPL-16-7	12/20/2010	ND
SPL-17-1	1/5/2011	193
SPL-17-2	1/5/2011	221
SPL-17-3	1/5/2011	139
SPL-18-1	1/4/2011	ND
SPL-18-2	1/4/2011	ND
SPL-18-3	1/4/2011	ND

Use of contents on this sheet is subject to the limitations specified at the end of this document.
Tables compiled Final.docx

Table 4-20. TPH-HO Concentrations in Soil Stockpile Samples		
Sample Location	Date	TPH-HO Concentration (mg/Kg)
SPL-18-4	1/4/2011	237
SPL-18-5	1/4/2011	520
SPL-18-6	1/4/2011	ND
SPL-19-1	1/13/2011	ND
SPL-19-2	1/13/2011	ND
SPL-19-3	1/13/2011	ND
SPL-19-4	1/13/2011	ND
SPL-19-5	1/13/2011	ND
SPL-19-6	1/13/2011	ND
SPL-20-1	1/19/2011	90.0
SPL-20-2	1/19/2011	191
SPL-20-3	1/19/2011	ND
SPL-20-4	1/19/2011	ND
SPL-20-5	1/19/2011	ND
SPL-20-6	1/19/2011	ND
SPL-21-1	1/19/2011	ND
SPL-21-2	1/19/2011	97.1
SPL-21-3	1/19/2011	ND
SPL-21-4	1/19/2011	232
SPL-21-5	1/19/2011	ND
SPL-21-6	1/19/2011	ND
SPL-22-1	2/7/2011	ND
SPL-22-2	2/7/2011	ND
SPL-22-3	2/7/2011	ND
SPL-23-1	2/7/2011	ND
SPL-23-2	2/7/2011	ND
SPL-23-3	2/7/2011	135
SPL-24-1	2/7/2011	116
SPL-24-2	2/7/2011	198 J
SPL-24-3	2/7/2011	133
SPL-24-4	2/7/2011	115
SPL-25-1	2/9/2011	ND
SPL-25-2	2/9/2011	369
SPL-25-3	2/9/2011	111
SPL-25-4	2/9/2011	ND
SPL-25-5	2/9/2011	430

Use of contents on this sheet is subject to the limitations specified at the end of this document.
Tables compiled Final.docx

Table 4-20. TPH-HO Concentrations in Soil Stockpile Samples		
Sample Location	Date	TPH-HO Concentration (mg/Kg)
SPL-26-1	2/9/2011	**2860**
SPL-26-2	2/9/2011	**2170**
SPL-26-3	2/9/2011	**2270**
SPL-26-4	2/9/2011	**3050**
SPL-27-1	2/9/2011	ND
SPL-27-2	2/9/2011	212
SPL-27-3	2/9/2011	161
SPL-27-4	2/9/2011	91.7
SPL-27-5	2/9/2011	ND
SPL-28-1	2/9/2011	136
SPL-28-2	2/9/2011	119
SPL-28-3	2/9/2011	149
SPL-28-4	2/9/2011	ND
SPL-29-1	2/4/2011	119
SPL-29-2	2/4/2011	131
SPL-29-3	2/4/2011	ND
SPL-29-4	2/4/2011	ND
SPL-29-5	2/4/2011	ND
SPL-29-6	2/4/2011	ND
SPL-29-7	2/4/2011	ND
SPL-29-8	2/4/2011	ND
SPL-30-1	2/3/2011	92.0
SPL-30-2	2/3/2011	415
SPL-30-3	2/3/2011	213
SPL-30-4	2/3/2011	293
SPL-30-5	2/3/2011	470
SPL-30-6	2/3/2011	174
SPL-30-7	2/3/2011	ND
SPL-31-1	2/18/2011	ND
SPL-31-2	2/18/2011	ND
SPL-31-3	2/18/2011	270
SPL-31-4	2/18/2011	122
SPL-31-5	2/18/2011	ND
SPL-31-6	2/18/2011	418
SPL-32-1	2/18/2011	196
SPL-32-2	2/18/2011	2910

Use of contents on this sheet is subject to the limitations specified at the end of this document.
Tables compiled Final.docx

Table 4-20. TPH-HO Concentrations in Soil Stockpile Samples

Sample Location	Date	TPH-HO Concentration (mg/Kg)
SPL-32-3	2/18/2011	250
Interim Action Cleanup Level		**2,000**
Interim Action Remediation Level		**2,000**

Screening level exceedances in bold.

J – Estimated concentration based on data validation.

ND – Not detected

Duplicate samples are shown in shaded rows.

Use of contents on this sheet is subject to the limitations specified at the end of this document.
Tables compiled Final.docx

Table 4-21. Total Naphthalenes Concentrations in Soil Stockpile Samples					
Sample ID	Date	Concentration (µg/Kg)			
		1-Methyl naphthalene	2-Methyl naphthalene	Naphthalene	Total Naphthalene[a]
SPL-1-1	11/2/2010	7.5	14.8	20.5	42.8
SPL-1-2	11/2/2010	10.3	13.5	22.9	46.7
SPL-1-3	11/2/2010	8.2	15.5	21.1	44.8
SPL-2-1	11/2/2010	91.7	133	240	464.7
SPL-2-2	11/2/2010	44.5	49.0	104	197.5
SPL-2-3	11/2/2010	138	179	311	628
SPL-3-1	11/3/2010	80.4	168	512	760
SPL-3-2	11/3/2010	17.1	23.7	69.0	110
SPL-3-3	11/3/2010	12.6	18.1	51.9	82.6
SPL-4-1	11/3/2010	ND	ND	14.3	14.3
SPL-4-2	11/3/2010	ND	ND	ND	ND
SPL-4-3	11/3/2010	ND	ND	ND	ND
SPL-5-1	11/3/2010	ND	ND	ND	ND
SPL-5-2	11/3/2010	ND	ND	ND	ND
SPL-5-3	11/3/2010	ND	ND	ND	ND
SPL-6-1	11/22/2010	51.0	73.8	328	453
SPL-6-2	11/22/2010	ND	13.0	80.4	93.4
SPL-6-3	11/22/2010	18.6	43.4	50.7	113
SPL-6-4	11/22/2010	18.0	32.2	95.0	145
SPL-6-5	11/22/2010	55.2	115	520	690
SPL-7-1	11/22/2010	ND	ND	ND	ND
SPL-7-2	11/22/2010	63.9	129	271	464
SPL-7-3	11/22/2010	71.0	138	361	570
SPL-7-4	11/22/2010	93.1	182	764	1039
SPL-7-5	11/22/2010	23.0	39.0	159	221
SPL-8-1	11/22/2010	21.0	37.3	41.4	99.7
SPL-8-2	11/22/2010	ND	10.4	10.9	21.3
SPL-8-3	11/22/2010	13.9	16.9	14.6	45.4
SPL-9-1	11/22/2010	7.2	9.2	13.5	29.9
SPL-9-2	11/22/2010	ND	9.3	14.4	23.7
SPL-9-3	11/22/2010	ND	ND	11.0	11

Use of contents on this sheet is subject to the limitations specified at the end of this document.
Tables compiled Final.docx

Table 4-21. Total Naphthalenes Concentrations in Soil Stockpile Samples					
Sample ID	Date	Concentration (µg/Kg)			
		1-Methyl naphthalene	2-Methyl naphthalene	Naphthalene	Total Naphthalene[a]
SPL-10-1	11/16/2010	8.5	18.8	21.9	49.2
SPL-10-2	11/16/2010	24.9	60.4	36.0	121
SPL-10-3	11/16/2010	15.2	39.6	20.7	75.5
SPL-11-1	11/16/2010	ND	ND	ND	ND
SPL-11-2	11/16/2010	ND	13.7	9.6	23.3
SPL-11-3	11/16/2010	ND	10.8	ND	10.8
SPL-12-1	11/10/2010	76.1	222	80.2	378
SPL-12-2	11/10/2010	ND	9.1	8.5	17.6
SPL-12-3	11/10/2010	102	184	310	596
SPL-12-4	11/10/2010	ND	ND	7.7	7.7
SPL-12-5	11/11/2010	ND	ND	ND	ND
SPL-12-6	11/11/2010	ND	ND	ND	ND
SPL-12-7	11/11/2010	ND	ND	ND	ND
SPL-13-1	12/3/2010	14.2	27.1	10.8	52.1
SPL-13-2	12/3/2010	15.6	25.9	11.8	53.3
SPL-13-3	12/3/2010	ND	ND	ND	ND
SPL-13-4	12/3/2010	23.6	39.7	16.5	79.8
SPL-13-5	12/3/2010	ND	ND	10.4	10.4
SPL-13-6	12/3/2010	ND	8.0	ND	8
SPL-13-7	12/3/2010	ND	ND	ND	ND
SPL-14-1	12/3/2010	13.8	22.7	29.0	65.5
SPL-14-2	12/3/2010	18.2	24.8	48.0	91
SPL-14-3	12/3/2010	8.6	11.8	14.1	34.5
SPL-14-4	12/3/2010	13.7	23.9	24.5	62.1
SPL-14-5	12/3/2010	29.7	48.8	45.8	124
SPL-15-1	12/10/2010	20.5	30.6	36.5	87.6
SPL-15-2	12/10/2010	12.4	16.3	32.0	60.7
SPL-15-3	12/10/2010	15.5	18.8	31.0	65.3
SPL-16-1	12/20/2010	23.1	35.4	52.1	111
SPL-16-2	12/20/2010	47.5	60.2	96.2 J	204 J
SPL-16-3	12/20/2010	95.6	82.8	151	329

Brown AND Caldwell

Use of contents on this sheet is subject to the limitations specified at the end of this document.
Tables compiled Final.docx

Table 4-21. Total Naphthalenes Concentrations in Soil Stockpile Samples					
Sample ID	Date	Concentration (µg/Kg)			
		1-Methyl naphthalene	2-Methyl naphthalene	Naphthalene	Total Naphthalene[a]
SPL-16-4	12/20/2010	21.9	29.7	40.5	92.1
SPL-16-5	12/20/2010	147	211	118	476
SPL-16-6	12/20/2010	38.6	44.6	65.1	148
SPL-16-7	12/20/2010	22.7	34.9	40.1	97.7
SPL-17-1	1/5/2011	15.9	27.8	40.9	84.6
SPL-17-2	1/5/2011	27.0	33.9	62.4	123
SPL-17-3	1/5/2011	8.5	15.4	24.5	48.4
SPL-18-1	1/4/2011	24.8	68.4	26.5	120
SPL-18-2	1/4/2011	ND	ND	ND	ND
SPL-18-3	1/4/2011	10.2	12.6	14.5	37.3
SPL-18-4	1/4/2011	11.0	19.5	25.6	56.1
SPL-18-5	1/4/2011	ND	9.1	14.1	23.2
SPL-18-6	1/4/2011	ND	ND	ND	ND
SPL-19-1	1/13/2011	ND	36.4	314	350
SPL-19-2	1/13/2011	ND	ND	ND	ND
SPL-19-3	1/13/2011	ND	ND	ND	ND
SPL-19-4	1/13/2011	ND	ND	19.4	19.4
SPL-19-5	1/13/2011	ND	ND	192	192
SPL-19-6	1/13/2011	ND	ND	29.3	29.3
SPL-20-1	1/19/2011	7.6	13.1	24.2	44.9
SPL-20-2	1/19/2011	ND	ND	9.5	9.5
SPL-20-3	1/19/2011	13.4	22.6	43.6	79.6
SPL-20-4	1/19/2011	11.6	19.3	37.4	68.3
SPL-20-5	1/19/2011	ND	10.8	13.9	24.7
SPL-20-6	1/19/2011	ND	ND	11.5	11.5
SPL-21-1	1/19/2011	ND	9.1	9.7	18.8
SPL-21-2	1/19/2011	ND	9.4	12.2	21.6
SPL-21-3	1/19/2011	ND	ND	ND	ND
SPL-21-4	1/19/2011	ND	ND	ND	ND
SPL-21-5	1/19/2011	ND	ND	ND	ND
SPL-21-6	1/19/2011	ND	8.5	11.5	20

Use of contents on this sheet is subject to the limitations specified at the end of this document.
Tables compiled Final.docx

Table 4-21. Total Naphthalenes Concentrations in Soil Stockpile Samples					
Sample ID	Date	Concentration (µg/Kg)			
		1-Methyl naphthalene	2-Methyl naphthalene	Naphthalene	Total Naphthalene[a]
SPL-22-1	2/7/2011	ND	ND	ND	ND
SPL-22-2	2/7/2011	ND	7.6	12.7	20.3
SPL-22-3	2/7/2011	ND	ND	9.4	9.4
SPL-23-1	2/7/2011	ND	9.2	11.4	20.6
SPL-23-2	2/7/2011	ND	ND	11.4	11.4
SPL-23-3	2/7/2011	17.3	22.9	26.9	67.1
SPL-24-1	2/7/2011	36.6	36.0	52.8	125
SPL-24-2	2/7/2011	20.5 J	26.9 J	37.3	84.7 J
SPL-24-3	2/7/2011	10.9	17.9	28.1	56.9
SPL-24-4	2/7/2011	25.8	27.5	44.3	97.6
SPL-25-1	2/9/2011	ND	ND	ND	ND
SPL-25-2	2/9/2011	ND	8.3	11.9	20.2
SPL-25-3	2/9/2011	ND	ND	7.1	7.1
SPL-25-4	2/9/2011	ND	ND	ND	ND
SPL-25-5	2/9/2011	ND	ND	ND	ND
SPL-26-1	2/9/2011	ND	11.8	19.8	31.6
SPL-26-2	2/9/2011	ND	9.2	15.6	24.8
SPL-26-3	2/9/2011	ND	8.0	15.7	23.7
SPL-26-4	2/9/2011	ND	9.5	17.2	26.7
SPL-27-1	2/9/2011	ND	9.7	16.5	26.2
SPL-27-2	2/9/2011	49.2	64.2	87.0	200
SPL-27-3	2/9/2011	8.0	10.8	13.0	31.8
SPL-27-4	2/9/2011	39.8	50.7	61.2	152
SPL-27-5	2/9/2011	7.9	11.1	15.9	34.9
SPL-28-1	2/9/2011	ND	7.6	13.0	20.6
SPL-28-2	2/9/2011	ND	ND	9.1	9.1
SPL-28-3	2/9/2011	7.3	8.5	15.6	31.4
SPL-28-4	2/9/2011	7.3	8.0	15.6	30.9
SPL-29-1	2/4/2011	ND	10.6	10.1	20.7
SPL-29-2	2/4/2011	11.9	16.5	8.8	37.2
SPL-29-3	2/4/2011	ND	ND	9.7	9.7

Brown AND Caldwell

Use of contents on this sheet is subject to the limitations specified at the end of this document.
Tables compiled Final.docx

Table 4-21. Total Naphthalenes Concentrations in Soil Stockpile Samples

Sample ID	Date	Concentration (µg/Kg)			
		1-Methyl naphthalene	2-Methyl naphthalene	Naphthalene	Total Naphthalene[a]
SPL-29-4	2/4/2011	ND	ND	ND	ND
SPL-29-5	2/4/2011	ND	ND	ND	ND
SPL-29-6	2/4/2011	ND	ND	ND	ND
SPL-29-7	2/4/2011	ND	ND	ND	ND
SPL-29-8	2/4/2011	ND	ND	ND	ND
SPL-30-1	2/3/2011	10.6	18.0	16.4	45
SPL-30-2	2/3/2011	ND	14.1	ND	14.1
SPL-30-3	2/3/2011	ND	10.3	ND	10.3
SPL-30-4	2/3/2011	ND	11.1	8.2	19.3
SPL-30-5	2/3/2011	ND	11.5	10.0	21.5
SPL-30-6	2/3/2011	ND	ND	ND	ND
SPL-30-7	2/3/2011	ND	ND	ND	ND
SPL-31-1	2/18/2011	54.6	104	169	328
SPL-31-2	2/18/2011	15.6	24.0	128 J	168 J
SPL-31-3	2/18/2011	70.9	119	132	322
SPL-31-4	2/18/2011	12.4	24.6	37.9	74.9
SPL-31-5	2/18/2011	ND	39.9	305	345
SPL-31-6	2/18/2011	ND	37.4	342	379
SPL-32-1	2/18/2011	13.3	19.6	56.2	89.1
SPL-32-2	2/18/2011	18.0	29.5	72.0	120
SPL-32-3	2/18/2011	10.2	14.2	39.4	63.8
Interim Action Cleanup Level					**160,000**
Interim Action Remediation Level					**160,000**

IACL/IARL exceedances in bold.

J – Estimated concentration based on data validation.

ND – None detected

(a) Total naphthalene equals the sum of 1-methylnaphthalene, 2-methylnaphthalene, and naphthalene per WAC 173-340-900, Table 740-1, footnote o. Calculated per Teel, 2010.

Duplicate samples are shown in shaded rows.

Use of contents on this sheet is subject to the limitations specified at the end of this document.
Tables compiled Final.docx

Table 4-22. Summary of Carcinogenic Polyaromatic Hydrocarbons (cPAH) Toxicity Equivalent Concentrations in Soil Stockpile Samples

Sample Location	Date	Concentration (µg/Kg)							
		Benzo(a) pyrene	Benzo(a) anthracene	Benzo(b) fluoranthene	Benzo(k) fluoranthene	Chrysene	Dibenz(a,h) anthracene	Indeno(1,2,3-cd)pyrene	cPAH TEQ[a]
SPL-1-1	11/2/2010	40.7 J	34.7 J	24.2 J	26.2 J	40.4 J	8.6 J	18.6 J	52.3
SPL-1-2	11/2/2010	87.2	69.8	58.9	45.3	79.1	17.6	38.9	**111**
SPL-1-3	11/2/2010	34.4	29.5	21.6	22.1	34.3	ND	16.6	43.7
SPL-2-1	11/2/2010	312	237	153	194	255	72.5	148	**395**
SPL-2-2	11/2/2010	40.6	30.7	23.5	23.9	35.7	9.0	19.8	51.6
SPL-2-3	11/2/2010	601	517	319	365	560	131	273	**767**
SPL-3-1	11/3/2010	571	528	258	448	561	126	268	**739**
SPL-3-2	11/3/2010	240	188	156	135	202	53.1	118	**307**
SPL-3-3	11/3/2010	34.3	29.6	22.6	19.1	32.2	ND	16.2	43.4
SPL-4-1	11/3/2010	28.9	26.1	15.5	24.2	31.8	ND	16.2	37.4
SPL-4-2	11/3/2010	20.7	18.4	15.9	13.8	20.0	ND	11.5	26.9
SPL-4-3	11/3/2010	8.2	ND	ND	ND	9.9	ND	ND	8.30
SPL-5-1	11/3/2010	ND	ND	ND	ND	8.0	ND	ND	0.08
SPL-5-2	11/3/2010	19.3	16.9	13.8	12.5	19.5	ND	9.9	24.8
SPL-5-3	11/3/2010	ND	ND	ND	ND	ND	ND	ND	ND
SPL-6-1	11/22/2010	120	90.5	55.9	94.2	99.5	32.3	72.9	**156**
SPL-6-2	11/22/2010	ND	ND	ND	ND	ND	ND	ND	ND
SPL-6-3	11/22/2010	50.9	60.5	26.2	46.8	65.0	ND	22.4	67.1
SPL-6-4	11/22/2010	138	108	71.5	102	124	31.0	78.5	178
SPL-6-5	11/22/2010	74.0	69.2	57.4	71.1	113	ND	49.6	99.9
SPL-7-1	11/22/2010	ND	ND	ND	ND	ND	9.9	10.6	2.05
SPL-7-2	11/22/2010	42.1	54.0	32.5	37.9	70.3	ND	22.5	57.5
SPL-7-3	11/22/2010	115	101	66.0	75.1	108	30.2	59.2	**149**
SPL-7-4	11/22/2010	227	208	134	148	231	39.1	107	**293**
SPL-7-5	11/22/2010	52.9	55.1	28.0	46.7	54.9	ND	24.2	68.8
SPL-8-1	11/22/2010	ND	ND	ND	ND	ND	ND	ND	ND
SPL-8-2	11/22/2010	ND	ND	ND	ND	ND	ND	ND	ND
SPL-8-3	11/22/2010	ND	9.0	ND	ND	13.6	ND	ND	1.04
SPL-9-1	11/22/2010	179	148	84.3	123	164	28.7	91.6	**228**
SPL-9-2	11/22/2010	181	161	91.0	120	178	44.3	87.3	**233**
SPL-9-3	11/22/2010	164	101	67.3	84.3	124	30.5	72.3	**201**
SPL-10-1	11/16/2010	15.6	15.9	16.2	11.5	30.9	ND	9.3	21.2

Brown AND Caldwell

Use of contents on this sheet is subject to the limitations specified at the end of this document.
Tables compiled Final.docx

Table 4-22. Summary of Carcinogenic Polyaromatic Hydrocarbons (cPAH) Toxicity Equivalent Concentrations in Soil Stockpile Samples

Sample Location	Date	Concentration (µg/Kg)							
		Benzo(a) pyrene	Benzo(a) anthracene	Benzo(b) fluoranthene	Benzo(k) fluoranthene	Chrysene	Dibenz(a,h) anthracene	Indeno(1,2,3-cd)pyrene	cPAH TEQ[a]
SPL-10-2	11/16/2010	70.0	52.4	61.6	50.6	96.5	15.9	33.9	92.4
SPL-10-3	11/16/2010	17.0	14.8	12.6	15.8	22.5	ND	10.0	22.5
SPL-11-1	11/16/2010	11.5	10.0	13.1	8.7	24.9	ND	ND	14.9
SPL-11-2	11/16/2010	27.9	22.8	41.3	26.6	51.0	8.1	21.0	40.4
SPL-11-3	11/16/2010	ND	ND	ND	ND	10.9	ND	ND	0.11
SPL-12-1	11/10/2010	ND	ND	ND	ND	ND	ND	ND	ND
SPL-12-2	11/10/2010	18.5	16.1	13.7	11.5	18.3	ND	9.0	23.7
SPL-12-3	11/10/2010	35.4	42.2	24.6	25.4	52.8	7.8	16.5	47.6
SPL-12-4	11/10/2010	26.3	15.4	22.8	18.0	36.8	9.1	13.5	34.5
SPL-12-5	11/11/2010	8.2	7.4	ND	ND	8.9	ND	ND	9.03
SPL-12-6	11/11/2010	ND	ND	ND	ND	ND	ND	ND	ND
SPL-12-7	11/11/2010	36.6	28.7	17.1	25.9	32.1	ND	15.7	45.7
SPL-13-1	12/3/2010	23.4	19.4	13.9	16.7	23.8	ND	11.0	29.7
SPL-13-2	12/3/2010	12.8	8.9	11.3	7.8	12.6	ND	ND	15.7
SPL-13-3	12/3/2010	12.5	9.3	8.2	10.0	11.7	ND	ND	15.4
SPL-13-4	12/3/2010	10.0	8.9	10.3	ND	18.6	ND	ND	12.1
SPL-13-5	12/3/2010	11.2	9.1	9.3	7.5	11.4	ND	ND	13.9
SPL-13-6	12/3/2010	11.6	ND	8.6	7.3	10.6	ND	ND	13.3
SPL-13-7	12/3/2010	23.6	19.0	14.9	16.9	23.7	ND	13.2	30.2
SPL-14-1	12/3/2010	102 J	83.6 J	53.1 J	61.3 J	97.4 J	18.5 J	46.4 J	**129**
SPL-14-2	12/3/2010	498	502	261	336	562	86.9	234	**646**
SPL-14-3	12/3/2010	71.9	56.8	46.1	40.6	69.3	13.3	33.9	91.7
SPL-14-4	12/3/2010	109	93.1	57.0	65.6	109	19.5	49.9	**139**
SPL-14-5	12/3/2010	182	145	81.9	125	168	40.3	85.5	**231**
SPL-15-1	12/10/2010	153	120	79.5	104	153	27.5	73.4	**195**
SPL-15-2	12/10/2010	168	133	82.4	118	159	32.0	85.5	**215**
SPL-15-3	12/10/2010	274	246	147	183	282	45.8	128	**352**
SPL-16-1	12/20/2010	93.4 J	79.4 J	56.8 J	59.3 J	83.5 J	13.9 J	38.7 J	**119**
SPL-16-2	12/20/2010	338	295	152	255 J	303	50.7	133	**430**
SPL-16-3	12/20/2010	897	811	419	665	822	141	354	**1144**
SPL-16-4	12/20/2010	106	85.9	57.3	65.7	88.0	15.4	46.6	**134**
SPL-16-5	12/20/2010	142	129	67.2	97.9	157	29.7	59.3	**182**

Use of contents on this sheet is subject to the limitations specified at the end of this document.
Tables compiled Final.docx

Table 4-22. Summary of Carcinogenic Polyaromatic Hydrocarbons (cPAH) Toxicity Equivalent Concentrations in Soil Stockpile Samples

Sample Location	Date	Concentration (µg/Kg)							
		Benzo(a) pyrene	Benzo(a) anthracene	Benzo(b) fluoranthene	Benzo(k) fluoranthene	Chrysene	Dibenz(a,h) anthracene	Indeno(1,2,3-cd)pyrene	cPAH TEQ[a]
SPL-16-6	12/20/2010	269	238	131	186	246	44.9	113	**343**
SPL-16-7	12/20/2010	52.5	45.6	26.1	42.4	48.5	9.5	22.8	67.6
SPL-17-1	1/5/2011	446	441	278	273	440	83.4	184	**576**
SPL-17-2	1/5/2011	659	571	447	357	548	152	278	**845**
SPL-17-3	1/5/2011	135	97.0	107	77.6	101	25.5	69.2	**174**
SPL-18-1	1/4/2011	ND	ND	ND	ND	ND	ND	ND	ND
SPL-18-2	1/4/2011	ND	ND	ND	ND	ND	ND	ND	ND
SPL-18-3	1/4/2011	67.8	62.6	36.2	42.8	61.2	ND	27.9	85.4
SPL-18-4	1/4/2011	353	263	201	210	264	71.7	164	**447**
SPL-18-5	1/4/2011	90.3	80.3	106	78.9	83.8	28.0	61.8	**127**
SPL-18-6	1/4/2011	ND	ND	ND	ND	ND	ND	ND	ND
SPL-19-1	1/13/2011	41.8	37.4	ND	ND	39.7	ND	ND	45.9
SPL-19-2	1/13/2011	ND	ND	ND	ND	ND	ND	ND	ND
SPL-19-3	1/13/2011	ND	ND	ND	ND	ND	ND	ND	ND
SPL-19-4	1/13/2011	250	257	142	137	249	49.8	88.1	**320**
SPL-19-5	1/13/2011	ND	ND	ND	ND	ND	ND	ND	ND
SPL-19-6	1/13/2011	ND	ND	ND	ND	ND	ND	ND	ND
SPL-20-1	1/19/2011	56.4 J	44.8 J	43.3 J	16.1 J	45.8 J	ND	21.3 J	69.4
SPL-20-2	1/19/2011	44.1	30.6	37.9	13.8	42.9	16.3	32.8	57.7
SPL-20-3	1/19/2011	16.8	11.6	14.4	ND	15.1	ND	10.6	20.6
SPL-20-4	1/19/2011	15.3	10.1	13.8	ND	14.5	ND	7.9	18.6
SPL-20-5	1/19/2011	46.3	36.0	38.0	15.7	43.0	ND	19.0	57.6
SPL-20-6	1/19/2011	43.4	37.1	37.5	13.4	41.1	ND	19.0	54.5
SPL-21-1	1/19/2011	24.7 J	17.6 J	22.2 J	9.6 J	22.3 J	ND	14.6 J	31.3
SPL-21-2	1/19/2011	48.9	39.7	42.3	21.2	43.1	ND	22.3	61.9
SPL-21-3	1/19/2011	22.3	18.3	19.4	9.6	19.0	ND	12.9	28.5
SPL-21-4	1/19/2011	15.9	10.2	15.5	ND	18.9	ND	8.9	19.5
SPL-21-5	1/19/2011	42.0	39.6	39.1	19.2	40.9	ND	18.6	54.1
SPL-21-6	1/19/2011	80.6	71.4	61.7	31.4	65.2	7.7	31.5	**102**
SPL-22-1	2/7/2011	21.7	22.2	19.2	12.1	19.7	ND	8.8	28.1
SPL-22-2	2/7/2011	68.6	68.3	58.6	27.4	65.4	8.9	28.0	88.4
SPL-22-3	2/7/2011	61.0	61.8	54.2	26.6	58.8	8.9	26.2	79.4

Brown AND Caldwell

Use of contents on this sheet is subject to the limitations specified at the end of this document.
Tables compiled Final.docx

Table 4-22. Summary of Carcinogenic Polyaromatic Hydrocarbons (cPAH) Toxicity Equivalent Concentrations in Soil Stockpile Samples

Sample Location	Date	Concentration (µg/Kg)							
		Benzo(a) pyrene	Benzo(a) anthracene	Benzo(b) fluoranthene	Benzo(k) fluoranthene	Chrysene	Dibenz(a,h) anthracene	Indeno(1,2,3-cd)pyrene	cPAH TEQ[a]
SPL-23-1	2/7/2011	77.3	68.0	71.9	41.9	70.1	10.2	31.9	**100**
SPL-23-2	2/7/2011	39.1	32.3	29.8	21.3	34.2	ND	18.3	49.6
SPL-23-3	2/7/2011	337	330	271	149	295	45.3	141	**434**
SPL-24-1	2/7/2011	484	447	365	214	402	60.9	196	**616**
SPL-24-2	2/7/2011	78.8 J	65.0 J	62.5 J	41.5 J	67.5 J	11.9 J	36.1 J	**101**
SPL-24-3	2/7/2011	135	98.2	103	65.1	103	19.8	60.2	**171**
SPL-24-4	2/7/2011	255	228	187	133	214	34.0	108	**326**
SPL-25-1	2/9/2011	22.9	23.2	21.2	9.2	22.4	ND	14.1	29.9
SPL-25-2	2/9/2011	63.1	56.1	61.3	26.8	69.1	13.3	37.3	83.3
SPL-25-3	2/9/2011	73.2	64.9	57.2	38.8	68.6	13.7	43.5	95.7
SPL-25-4	2/9/2011	72.0	70.2	69.5	43.9	76.9	17.0	45.8	97.4
SPL-25-5	2/9/2011	44.5	41.9	44.5	20.4	42.7	9.6	27.6	59.3
SPL-26-1	2/9/2011	358	202	531	492	272	120	346	**530**
SPL-26-2	2/9/2011	285	162	279	267	149	66.7	180	**382**
SPL-26-3	2/9/2011	206	124	237	228	130	51.6	152	**287**
SPL-26-4	2/9/2011	184	102	226	233	113	53.8	155	**262**
SPL-27-1	2/9/2011	112 J	101 J	104 J	63.3 J	123 J	19.2	54.3 J	**147**
SPL-27-2	2/9/2011	468	509	405	139	445	74.5	218	**607**
SPL-27-3	2/9/2011	202	252	178	126	269	41.7	104	**275**
SPL-27-4	2/9/2011	197	194	144	93.1	194	31.5	101	**255**
SPL-27-5	2/9/2011	64.2	64.2	57.3	25.5	62.1	13.4	40.1	84.9
SPL-28-1	2/9/2011	57.7	53.8	49.5	25.1 J	54.7	10.5	32.4	75.4
SPL-28-2	2/9/2011	32.7	38.7	29.9	18.2	45.1	ND	17.4	43.6
SPL-28-3	2/9/2011	107	95.8	75.5	49.0	91.1	18.6	56.1	**137**
SPL-28-4	2/9/2011	71.3	68.3	55.1	35.0	67.9	12.8	38.9	93.0
SPL-29-1	2/4/2011	ND	ND	10.7	ND	10.5	ND	ND	1.18
SPL-29-2	2/4/2011	13.4	14.4	17.1	ND	14.6	ND	7.3	17.4
SPL-29-3	2/4/2011	22.5	21.6	23.6	12.0	29.5	ND	14.8	30.0
SPL-29-4	2/4/2011	ND	ND	ND	ND	ND	ND	ND	ND
SPL-29-5	2/4/2011	ND	ND	ND	ND	ND	ND	ND	ND
SPL-29-6	2/4/2011	ND	ND	ND	ND	ND	ND	ND	ND
SPL-29-7	2/4/2011	ND	ND	ND	ND	ND	ND	ND	ND

Use of contents on this sheet is subject to the limitations specified at the end of this document.
Tables compiled Final.docx

Table 4-22. Summary of Carcinogenic Polyaromatic Hydrocarbons (cPAH) Toxicity Equivalent Concentrations in Soil Stockpile Samples

Sample Location	Date	Concentration (µg/Kg)							
		Benzo(a) pyrene	Benzo(a) anthracene	Benzo(b) fluoranthene	Benzo(k) fluoranthene	Chrysene	Dibenz(a,h) anthracene	Indeno(1,2,3-cd)pyrene	cPAH TEQ[(a)]
SPL-29-8	2/4/2011	18.4	16.9	18.0	7.7	15.3	ND	8.6	23.7
SPL-30-1	2/3/2011	31.4	32.9	29.6	12.5	38.4	ND	10.6	40.3
SPL-30-2	2/3/2011	14.6	12.3	16.5	ND	23.1	ND	ND	17.7
SPL-30-3	2/3/2011	19.2	19.0	20.9	8.2	24.5	ND	8.2	25.1
SPL-30-4	2/3/2011	45.0	37.5	38.3	25.9	53.6	ND	18.4	57.5
SPL-30-5	2/3/2011	20.1	18.8	20.3	12.7	28.4	ND	8.6	26.4
SPL-30-6	2/3/2011	23.2	22.6	24.0	11.7	27.7	ND	8.1	30.1
SPL-30-7	2/3/2011	107	99.9	93.8	45.7	96.0	14.5	45.6	**138**
SPL-31-1	2/18/2011	48.4	39.5	31.5	29.5	44.0	ND	21.3	61.0
SPL-31-2	2/18/2011	23.9 J	22.2 J	15.0 J	15.0 J	25.9 J	ND	10.6 J	30.4
SPL-31-3	2/18/2011	580	514	341	337	518	79.0	257	**738**
SPL-31-4	2/18/2011	40.4	29.4	23.2	26.5	37.3	8.0	22.6	51.7
SPL-31-5	2/18/2011	45.5	48.3	ND	ND	51.2	ND	ND	50.8
SPL-31-6	2/18/2011	ND	ND	ND	ND	ND	ND	ND	ND
SPL-32-1	2/18/2011	83.1	70.6	107	94.1	124	12.3	50.6	**118**
SPL-32-2	2/18/2011	68.9	59.1	42.7	55.6	67.6	15.2	35.1	90.3
SPL-32-3	2/18/2011	10.6	ND	ND	ND	11.0	ND	ND	10.7
Interim Action Cleanup Level									**100**
Interim Action Remediation Level									**1,400**

IACL/IARL exceedances in bold.

J – Estimated concentration based on data validation.

ND – None detected

(a) TEQ per WAC 173-340-708(8). Calculated per Teel, 2010. For constituents detected on site, concentration = ½ reporting limit for results below reporting limit.

Duplicate samples are shown in shaded rows.

Brown AND Caldwell

Use of contents on this sheet is subject to the limitations specified at the end of this document.
Tables compiled Final.docx

Table 4-23. Summary of Dioxin/Furan TEC Concentrations in Soil Stockpile Samples

Sample Location	Date	Dioxin/Furan TEC Conc[a] (ng/Kg)
SPL-1-1	11/2/2010	0.26 J, P, B, I
SPL-1-2	11/2/2010	0.62 J, P, B, I
SPL-1-3	11/2/2010	0.37 J, B, I
SPL-2-1	11/2/2010	0.65 J, P, B, I
SPL-2-2	11/2/2010	0.28 J, B, I
SPL-2-3	11/2/2010	**24** J, B, P
SPL-3-1	11/3/2010	1.1 J, B, I
SPL-3-2	11/3/2010	0.29 J, P, B, I
SPL-3-3	11/3/2010	0.33 J, B, P
SPL-4-1	11/3/2010	1.8 J, B, P, I
SPL-4-2	11/3/2010	1.5 J, B, I
SPL-4-3	11/3/2010	1.5 J, P, B, I
SPL-5-1	11/3/2010	0.57 J, P, B, I
SPL-5-2	11/3/2010	0.35 J, P, B, I
SPL-5-3	11/3/2010	0.22 J, B, I
SPL-6-1	11/22/2010	5.0 J, I
SPL-6-2	11/22/2010	0.36 J, B, I, Y
SPL-6-3	11/22/2010	1.5 J, B
SPL-6-4	11/22/2010	8.7 J
SPL-6-5	11/22/2010	**47**
SPL-7-1	11/22/2010	0.28 J, B
SPL-7-2	11/22/2010	**27** J
SPL-7-3	11/22/2010	6.4 J
SPL-7-4	11/22/2010	**11** J, I
SPL-7-5	11/22/2010	3.5 J
SPL-8-1	11/22/2010	3.0 J, B, I, Y
SPL-8-2	11/22/2010	**14** J, B, I, Y
SPL-8-3	11/22/2010	5.3 J, B, I, Y
SPL-9-1	11/22/2010	0.79 J, B, I, Y
SPL-9-2	11/22/2010	0.70 J, B, I, Y
SPL-9-3	11/22/2010	0.95 J, B, I, Y
SPL-10-1	11/16/2010	**22** J, P
SPL-10-2	11/16/2010	7.3 J, P
SPL-10-3	11/16/2010	**20** J
SPL-11-1	11/16/2010	**34** P
SPL-11-2	11/16/2010	**110** P, E

Use of contents on this sheet is subject to the limitations specified at the end of this document.
Tables compiled Final.docx

Table 4-23. Summary of Dioxin/Furan TEC Concentrations in Soil Stockpile Samples		
Sample Location	Date	Dioxin/Furan TEC Conc[(a)] (ng/Kg)
SPL-11-3	11/16/2010	**29** P
SPL-12-1	11/10/2010	1.1 J, B, I
SPL-12-2	11/10/2010	**32** J, P, E
SPL-12-3	11/10/2010	**28** J, P, E
SPL-12-4	11/10/2010	**35** J, P, E
SPL-12-5	11/11/2010	1.2 J, B, P, I
SPL-12-6	11/11/2010	1.8 J, B, I
SPL-12-7	11/11/2010	0.84 J, B, I
SPL-13-1	12/3/2010	**31** J, E, Y
SPL-13-2	12/3/2010	**29** J, E, Y
SPL-13-3	12/3/2010	9.4 J
SPL-13-4	12/3/2010	**16** J, I, Y
SPL-13-5	12/3/2010	**10** J, I, Y
SPL-13-6	12/3/2010	5.9 J, I, Y
SPL-13-7	12/3/2010	**61** E, I, Y
SPL-14-1	12/3/2010	6.3 J, R, I
SPL-14-2	12/3/2010	4.1 J, I
SPL-14-3	12/3/2010	8.1, J, I
SPL-14-4	12/3/2010	5.9, J, R, I
SPL-14-5	12/3/2010	8.9 J, I
SPL-15-1	12/10/2010	**11** J, Y
SPL-15-2	12/10/2010	4.7 J, P, I, Y
SPL-15-3	12/10/2010	4.7 J, I, Y
SPL-16-1	12/20/2010	2.3 J, P, I
SPL-16-2	12/20/2010	1.9 J, P
SPL-16-3	12/20/2010	3.3 J
SPL-16-4	12/20/2010	0.81 J, B, I
SPL-16-5	12/20/2010	1.1 J, I
SPL-16-6	12/20/2010	0.63 J, P, I
SPL-16-7	12/20/2010	1.6 J, B, I
SPL-17-1	1/5/2011	**44** R, P
SPL-17-2	1/5/2011	**35** R
SPL-17-3	1/5/2011	**25** J, Y
SPL-18-1	1/4/2011	0.50 J, P, I
SPL-18-2	1/4/2011	2.0 J, Y
SPL-18-3	1/4/2011	3.0 J, B

Brown AND Caldwell

Use of contents on this sheet is subject to the limitations specified at the end of this document.
Tables compiled Final.docx

Table 4-23. Summary of Dioxin/Furan TEC Concentrations in Soil Stockpile Samples		
Sample Location	Date	Dioxin/Furan TEC Conc[a] (ng/Kg)
SPL-18-4	1/4/2011	**68** P
SPL-18-5	1/4/2011	**58** R, P
SPL-18-6	1/4/2011	0.29 J, B, I, Y
SPL-19-1	1/13/2011	4.8 J, P, I, R
SPL-19-2	1/13/2011	0.30 J, B, I
SPL-19-3	1/13/2011	1.1 J, B, I
SPL-19-4	1/13/2011	0.40 J, B
SPL-19-5	1/13/2011	3.0 J, I
SPL-19-6	1/13/2011	0.35 J, B, I
SPL-20-1	1/19/2011	4.7 J, B, I
SPL-20-2	1/19/2011	2.5 J, B, I
SPL-20-3	1/19/2011	1.5 J, B, I
SPL-20-4	1/19/2011	2.0 J, B, I
SPL-20-5	1/19/2011	1.7 J, B, I
SPL-20-6	1/19/2011	**24** J, B, P
SPL-21-1	1/19/2011	1.9 J, B, P, I
SPL-21-2	1/19/2011	3.3 J, B, I
SPL-21-3	1/19/2011	0.49 J, B, I
SPL-21-4	1/19/2011	1.4 J, B, I
SPL-21-5	1/19/2011	0.31 J, B, I
SPL-21-6	1/19/2011	0.39 J, B, I
SPL-22-1	2/7/2011	**15** J, E, I, Y
SPL-22-2	2/7/2011	9.6 J, R, P
SPL-22-3	2/7/2011	**25** J, P, E
SPL-23-1	2/7/2011	7.4 J, P
SPL-23-2	2/7/2011	7.5 J, P, I
SPL-23-3	2/7/2011	**13** J, I
SPL-24-1	2/7/2011	7.6 J, P
SPL-24-2	2/7/2011	2.8 J, P, I
SPL-24-3	2/7/2011	2.8 J, P, I
SPL-24-4	2/7/2011	8.2 J, I
SPL-25-1	2/9/2011	**43** P
SPL-25-2	2/9/2011	**170** P, E
SPL-25-3	2/9/2011	**13** J, P
SPL-25-4	2/9/2011	**15** J, P
SPL-25-5	2/9/2011	**120** P

Use of contents on this sheet is subject to the limitations specified at the end of this document.
Tables compiled Final.docx

Table 4-23. Summary of Dioxin/Furan TEC Concentrations in Soil Stockpile Samples

Sample Location	Date	Dioxin/Furan TEC Conc[a] (ng/Kg)
SPL-26-1	2/9/2011	**110** P
SPL-26-2	2/9/2011	**240** P, E
SPL-26-3	2/9/2011	**230** P, E
SPL-26-4	2/9/2011	**280** P
SPL-27-1	2/9/2011	**11** J, P, I
SPL-27-2	2/9/2011	**15** J, P, I
SPL-27-3	2/9/2011	**31** J, P, E
SPL-27-4	2/9/2011	**13** J
SPL-27-5	2/9/2011	**15** J, I
SPL-28-1	2/9/2011	9.3 J
SPL-28-2	2/9/2011	**12** J, P
SPL-28-3	2/9/2011	9.5 J
SPL-28-4	2/9/2011	9.3 J
SPL-29-1	2/4/2011	2.7 J, I
SPL-29-2	2/4/2011	**11** J
SPL-29-3	2/4/2011	**12** J, P
SPL-29-4	2/4/2011	9.8 J, P, I
SPL-29-5	2/4/2011	4.0 J, P, I
SPL-29-6	2/4/2011	0.63 J, I
SPL-29-7	2/4/2011	0.62 J, P, I
SPL-29-8	2/4/2011	1.3 J, I
SPL-30-1	2/3/2011	1.4 J, P, I
SPL-30-2	2/3/2011	7.8 J, R, P, I
SPL-30-3	2/3/2011	1.7 J, I
SPL-30-4	2/3/2011	3.1 J, I
SPL-30-5	2/3/2011	6.0 J, R, P, I
SPL-30-6	2/3/2011	2.1 J, I
SPL-30-7	2/3/2011	2.9 J, I
SPL-31-1	2/18/2011	**12** J, P, I
SPL-31-2	2/18/2011	8.0 J, P
SPL-31-3	2/18/2011	7.3 J, I
SPL-31-4	2/18/2011	**21** J, E
SPL-31-5	2/18/2011	4.1 J, P, I
SPL-31-6	2/18/2011	**23** J, E
SPL-32-1	2/18/2011	**20** J, P
SPL-32-2	2/18/2011	**37** P, E

Brown AND Caldwell

Use of contents on this sheet is subject to the limitations specified at the end of this document.
Tables compiled Final.docx

Table 4-23. Summary of Dioxin/Furan TEC Concentrations in Soil Stockpile Samples

Sample Location	Date	Dioxin/Furan TEC Conc[(a)] (ng/Kg)
SPL-32-3	2/18/2011	**26** J, P, E
Interim Action Cleanup Level		**9.81**
Interim Action Remediation Level		**510**

IACL/IARL exceedances in bold.

B = Less than 10x higher than method blank level

D= Results obtained from analysis of diluted sample

E = Exceeds calibration range

I = Interference present

J = Estimated value

P = PCDE Interference

R = Recovery outside target range

(a) Y = Calculated using average of daily RFsTEQ per WAC 173-340-708(8). Calculated per Teel, 2010. For constituents detected on site, concentration = ½ reporting limit for results below reporting limit.

Duplicate samples are shown in shaded rows.

Use of contents on this sheet is subject to the limitations specified at the end of this document.
Tables compiled Final.docx

Table 4-24. Parcel 4 Stockpile Summary

Stockpile Number	Est. Size (CY)	Source area	Samples (including duplicates)	Sample Date	COPC Concentrations		Geotechnical Suitability	Designation
					Exceeding IACLs	Exceeding IARLs		
SPL-6	256	DP-17[a]	5	11/22/2010	cPAHs, dioxins/furans	None	Not geotechnically suitable	Disposal only
SPL-7	191	DP-18[a]	5	11/22/2010	cPAHs, lead, dioxins/furans	Lead	Not geotechnically suitable	Disposal only
SPL-8	50	TP-02	3	11/22/2010	Dioxins/furans	None	Suitable	Reuse - capped areas only
SPL-10	75	DP-17 / DP-18[a]	3	11/16/2010	Dioxins/furans	None	Suitable	Reuse - capped areas only
SPL-11	82	TP-02	3	11/16/2010	Dioxins/furans	None	Suitable	Reuse - capped areas only
SPL-23	84	TP-02	3	2/7/2011	cPAHs, dioxins/furans	None	Suitable	Reuse - capped areas only

a Locations of DP-17 and DP-18 locations were transposed in the IAWP and SAP, this report has been includes reference to the historically correct locations.

Brown AND Caldwell

Use of contents on this sheet is subject to the limitations specified at the end of this document.
Tables compiled Final.docx

Table 4-25. Soil Quantity Summary – Parcel 4[1]		
Disposition/Month	Removal and disposal of soils	
	Ton	CY
Disposal January 2011 (hot spot areas)	632	451
Disposal August 2011	2,718	1,941
Disposal September 2011	3,596	2,569
Disposal October 2011	1,294	925
Disposal November 2011	215	153
Disposal December 2011	233	159
Disposal January 2012	14	10
Dig and haul total	**8,060**	**5,757**
Total for offsite disposal	**8,692**	**6,209**
Parcel 4 Unrestricted Reuse	0	0
Parcel 4 Reuse Under Cap	291	208
Parcel 4 Total Reuse	291	208

Assumes 1.4 tons/CY

Use of contents on this sheet is subject to the limitations specified at the end of this document.
Tables compiled Final.docx

Table 4-26. Parcel 5 Stockpile Summary

Stockpile Number	Est. Size (CY)	Source area	Samples (including duplicates)	Sample Date	COPC Concentrations		Geotechnical Suitability	Designation
					Exceeding IACLs	Exceeding IARLs		
SPL-1	59	DP-11	3	11/2/2010	cPAHs	None	Suitable	Reuse - capped areas only
SPL-2	59	DP-11	3	11/2/2010	cPAHs, dioxins/furans	None	Suitable	Reuse - capped areas only
SPL-3	59	DP-11	3	11/3/2010	cPAHs, lead	Lead	Not geotechnically suitable	Disposal only
SPL-4	147	Softscaped area	3	11/3/2010	None	None	Suitable	Reuse - all areas
SPL-5	147	Softscaped area	3	11/3/2010	None	None	Suitable	Reuse - all areas
SPL-9	43	Utilities	3	11/22/2010	cPAHs	None	Suitable	Reuse - capped areas only
SPL-12	800	Softscaped area	7	11/11/2010	Dioxins/furans	None	Suitable	Reuse - capped areas only
SPL-13	267	Softscaped area	7	12/3/2010	Dioxins/furans	None	Suitable	Reuse - capped areas only
SPL-14	200	Softscaped area	5	12/3/2010	cPAHs	None	Suitable	Reuse - capped areas only
SPL-15	50	Softscaped area	3	12/10/2010	cPAHs, dioxins/furans	None	Suitable	Reuse - capped areas only
SPL-16	500	Softscaped area	7	12/20/2010	cPAHs	None	Suitable	Reuse - capped areas only
SPL-17	50	Softscaped area	3	1/5/2011	cPAHs, dioxins/furans	None	Suitable	Reuse - capped areas only
SPL-18	175	DP-21	6	1/4/2011	cPAHs, dioxins/furans	None	Not geotechnically suitable	Disposal only
SPL-19	148	DP-21	6	1/13/2011	cPAHs	None	Not geotechnically suitable	Disposal only
SPL-20	138	Retaining wall	6	1/19/2011	Dioxins/furans	None	Suitable	Reuse - capped areas only
SPL-21	172	NW sidewalk areas	6	1/19/2011	None	None	Suitable	Reuse - capped areas only
SPL-22	64	Utilities	3	2/7/2011	Dioxins/furans	None	Suitable	Reuse - capped areas only
SPL-24	50	Softscaped area	4	2/7/2011	cPAHs	None	Suitable	Reuse - capped areas only
SPL-25	200	Softscaped area	5	2/9/2011	Dioxins/furans	None	Suitable	Reuse - capped areas only
SPL-26	148	DP-21 expansion	4	2/9/2011	TPH-HO, cPAHs, dioxins/furans	TPH-HO	Suitable	Disposal only
SPL-27	112	Utilities	5	2/9/2011	cPAHs, dioxins/furans	None	Suitable	Reuse - capped areas only
SPL-28	87	Retaining wall	4	2/9/2011	cPAHs, dioxins/furans	None	Suitable	Reuse - capped areas only
SPL-29	718	Softscaped area	8	2/4/2011	Dioxins/furans	None	Suitable	Reuse - capped areas only

Use of contents on this sheet is subject to the limitations specified at the end of this document.
Tables compiled Final.docx

Table 4-26. Parcel 5 Stockpile Summary

Stockpile Number	Est. Size (CY)	Source area	Samples (including duplicates)	Sample Date	COPC Concentrations		Geotechnical Suitability	Designation
					Exceeding IACLs	Exceeding IARLs		
SPL-30	718	Softscaped area	7	2/3/2011	cPAHs	None	Suitable	Reuse - capped areas only
SPL-31	248	Softscaped area	6	2/18/2011	cPAHs, dioxins/furans	None	Not geotechnically suitable	Disposal only
SPL-32	133	Softscaped area	3	2/18/2011	TPH-HO, dioxins/furans	TPH-HO	Not geotechnically suitable	Disposal only

Use of contents on this sheet is subject to the limitations specified at the end of this document.
Tables compiled Final.docx

Table 4-27. Soil Quantity Summary – Parcel 5		
	Removal and disposal of contaminated soils	
Disposition/Month	Ton	CY
Disposal January 2011	279	199
Disposal March 2011	988	706
Disposal June 2011	229	164
Disposal March 2012	383	274
Total for Offsite Disposal	**1,879**	**1,342**
Unrestricted Reuse	412	294
Reuse Under Cap[a]	6,002 (5,660)	4,287 (4,043)
Total Parcel 5 Reuse[a]	6,414 **(6,072)**	4,581 **(4,337)**

a. *Not all soil was reused under cap, and was disposed of with other disposal-only soil. Approximately 244 CY (342 tons) of available reuse under cap soil was sent off site for disposal. The total for offsite disposal includes this quantity. Total reuse under cap quantities are shown, with the total amount adjusted for off-site disposal quantity shown in parenthases.*

Assumes 1.4 tons/CY

Use of contents on this sheet is subject to the limitations specified at the end of this document.
Tables compiled Final.docx

Appendix A: Monitoring Well Decommissioning Logs

Use of contents on this sheet is subject to the limitations specified at the beginning of this document.

The Department of Ecology does NOT Warranty the Data and/or the Information on this Well Report.

Please print, sign and return to the Department of Ecology

RESOURCE PROTECTION WELL REPORT

CURRENT Notice of Intent No. RE03445

(SUBMIT ONE WELL REPORT PER WELL INSTALLED)

Construction/Decommission *("x" in box)*

☒ Construction
☐ Decommission 347797

ORIGINAL INSTALLATION Notice of Intent Number:

Type of Well *("x in box)*

☒ Resource Protection
☐ Geotech Soil Boring

Property Owner Port of Olympia

Consulting Firm Pioneer Technologies Corp

Site Address Jefferson Street

Unique Ecology Well IDTag No. BAF 400

City Olympia County Thurston

Location NW1/4-1/4 SE1/4 Sec 14 Twn 18 R 02

EWM ☐ or WWM ☒

WELL CONSTRUCTION CERTIFICATION: I constructed and/or accept responsibility for construction of this well, and its compliance with all Washington well construction standards. Materials used and the information reported above are true to my best knowledge and belief

Lat/Long (s, t, r still REQUIRED) Lat Deg _____ Min _____ Sec _____

Long Deg _____ Min _____ Sec _____

☒ Driller ☐ Engineer ☐ Trainee

Name (Print Last, First Name) Knopf, Noel

Driller/Engineer /Trainee Signature

Driller or Trainee License No. 2872

Tax Parcel No. 66130000100

Cased or Uncased Diameter 9" Static Level 2'

Work/Decommission Start Date 6-12-09

Work/Decommission Completed Date 6-12-09

If trainee, licensed driller's Signature and License Number:

Construction Design

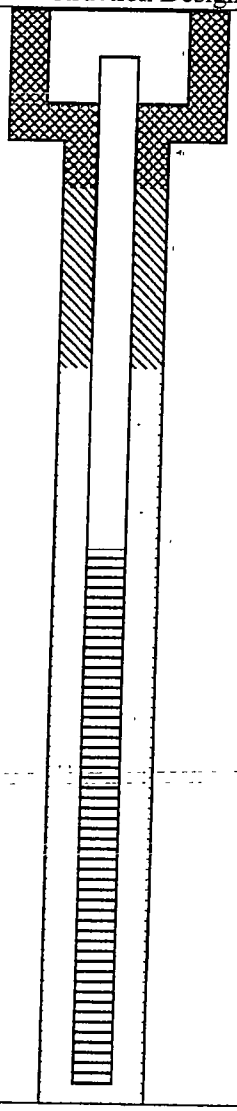

Well Data

MONUMENT TYPE: 8" flush mount

CONCRETE SURFACE SEAL: 0'-1'

ANNULAR SPACE: _____

BACKFILL: 1'-3'

TYPE: 3/8" bentonite chips

PVC BLANK: 0'-4'

SCREEN: 4'-9'

SLOT SIZE: 0.010"

TYPE: 2" sch 40 PVC

SAND PACK: 3'-9'

MATERIAL: 10/20 silica

DRILLING METHOD: H.S.A

WELL DEPTH: 9'

BORING DIAMETER: 9"

Formation Description

0'-9' dark coarse sand

SCALE: 1"= ____ PAGE 2 OF 5

Ecology is an Equal Opportunity Employer

The Department of Ecology does NOT Warranty the Data and/or the Information on this Well Report.

Please print, sign and return to the Department of Ecology

RESOURCE PROTECTION WELL REPORT

CURRENT Notice of Intent No. AE 14028

(SUBMIT ONE WELL REPORT PER WELL INSTALLED)

Construction/Decommission *("x" in box)*

☐ Construction
☒ Decommission 420505

ORIGINAL INSTALLATION Notice of Intent Number:
RE03445

Consulting Firm

Unique Ecology Well IDTag No. BAF400

WELL CONSTRUCTION CERTIFICATION: I constructed and/or accept responsibility for construction of this well, and its compliance with all Washington well construction standards. Materials used and the information reported above are true to my best knowledge and belief.

☒ Driller ☐ Engineer ☐ Trainee
Name (Print Last, First Name) Phythian, Rogeray
Driller/Engineer /Trainee Signature
Driller or Trainee License No. 2053

If trainee, licensed driller's Signature and License Number:

Type of Well *("x in box)*
☒ Resource Protection
☐ Geotech Soil Boring

Property Owner Port of Olympia
Site Address Jefferson streeet
City Olympia County Thurston
Location NW1/4-1/4 SE1/4 Sec 14 Twn 18N R 2W
EWM ☐ or WWM ☒
Lat/Long (s, t, r still REQUIRED) Lat Deg ____ Min ____ Sec ____
Long Deg ____ Min ____ Sec ____
Tax Parcel No.66130000100
Cased or Uncased Diameter 2" Static Level 5.8
Work/Decommission Start Date 07/19/2011
Work/Decommission Completed Date 07/19/2011

Construction Design	Well Data	Formation Description
	Decommissioned in accordance with WAC 173-160-460 (2)(a)	

RECEIVED
AUG 05 2011
WA State Department of Ecology (SWRO)

SCALE: 1"= ____ PAGE 1 OF 1

Ecology is an Equal Opportunity Employer

Please print, sign and return to the Department of Ecology

RESOURCE PROTECTION WELL REPORT

CURRENT Notice of Intent No. R65228

(SUBMIT ONE WELL REPORT PER WELL INSTALLED)

Construction/Decommission *("x" in box)*
☒ Construction
☐ Decommission

272186

ORIGINAL INSTALLATION Notice of Intent Number:

Type of Well *("x in box)*
☒ Resource Protection
☐ Geotech Soil Boring

Property Owner Port Of Olympia

Site Address State & Jefferson

Consulting Firm GeoEngineers

City Olympia County Thurston

Unique Ecology Well IDTag No. APF-874

Location NE1/4-1/4 SW1/4 Sec 14 Twn 18N R 2W

EWM ☐ or WWM ☒

WELL CONSTRUCTION CERTIFICATION: I constructed and/or accept responsibility for construction of this well, and its compliance with all Washington well construction standards. Materials used and the information reported above are true to my best knowledge and belief.

Lat/Long (s, t, r still REQUIRED) Lat Deg _____ Min _____ Sec _____

Long Deg _____ Min _____ Sec _____

☐ Driller ☐ Engineer ☒ Trainee

Name (Print Last, First Name) Knopf, Noel

Driller/Engineer /Trainee Signature

Driller or Trainee License No. T2872

Tax Parcel No. _____

Cased or Uncased Diameter 9" Static Level 7'

Work/Decommission Start Date 07/31/07

Work/Decommission Completed Date 07/31/07

If trainee, licensed driller's Signature and License Number:
Amos Harnden 2508

Construction Design

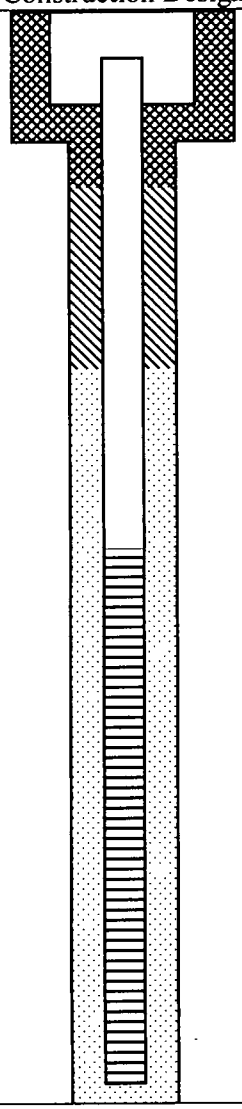

Well Data

MONUMENT TYPE: 8" flush

CONCRETE SURFACE SEAL: 0'-2'

ANNULAR SPACE: _____

BACKFILL: 2'-4'
TYPE: med. bentonite chips

PVC BLANK: 0'-6' / 11'-16'

SCREEN: 6'-11'
SLOT SIZE: 0.010"
TYPE: 2" sch 40 PVC

SAND PACK: 4'-16'
MATERIAL: 10/20 silica

DRILLING METHOD: H.S.A.

WELL DEPTH: 16'

BORING DIAMETER: 9"

Formation Description

0'-2' gravels
2'-11' sand w/ gravel
11'-14' organics / wood
14'-16' sand

DEPT. OF ECOLOGY FISCAL BUDGET SEP 10 '07 8:18

RECEIVED
SEP 12 2007
DEPARTMENT OF ECOLOGY
WELL DRILLING UNIT

SCALE: 1"= ____ PAGE 1 OF 4

Ecology is an Equal Opportunity Employer

The Department of Ecology does NOT Warranty the Data and/or the Information on this Well Report.

Please print, sign and return to the Department of Ecology

RESOURCE PROTECTION WELL REPORT

CURRENT Notice of Intent No. AE 14028

(SUBMIT ONE WELL REPORT PER WELL INSTALLED)

Construction/Decommission *("x" in box)*

☐ Construction
☒ Decommission 420506

ORIGINAL INSTALLATION Notice of Intent Number:
R65228

Consulting Firm

Unique Ecology Well IDTag No. APF 874

WELL CONSTRUCTION CERTIFICATION: I constructed and/or accept responsibility for construction of this well, and its compliance with all Washington well construction standards. Materials used and the information reported above are true to my best knowledge and belief.

☒ Driller ☐ Engineer ☐ Trainee
Name (Print Last, First Name) Phythian, Rogeray
Driller/Engineer /Trainee Signature
Driller or Trainee License No. 2053

If trainee, licensed driller's Signature and License Number:

Type of Well *("x in box)*

☒ Resource Protection
☐ Geotech Soil Boring

Property Owner Port of Olympia
Site Address State and Jefferson street
City Olympia County Thurston
Location NE1/4-1/4 SW1/4 Sec 14 Twn 18N R 2W
EWM ☐ or WWM ☒
Lat/Long (s, t, r still REQUIRED) Lat Deg ____ Min ____ Sec ____
Long Deg ____ Min ____ Sec ____
Tax Parcel No.
Cased or Uncased Diameter 2" Static Level 5.7
Work/Decommission Start Date 07/19/2011
Work/Decommission Completed Date 07/19/2011

Construction Design	Well Data	Formation Description
	Decommissioned in accordance with WAC 173-160-460 (2)(a)	

RECEIVED
AUG 05 2011
WA State Department of Ecology (SWRO)

SCALE: 1"= ____ PAGE 1 OF 1

Ecology is an Equal Opportunity Employer

Date(s) Drilled	07/31/07	Logged By	PSD	Checked By	KMB/EWH
Drilling Contractor	ESN	Drilling Method	Hollow Stem Auger	Sampling Methods	Split Spoon
Auger Data	4 inch	Hammer Data	140 lb hammer/140 in drop	Drilling Equipment	Powerprobe 9630 Pro-PTD
Total Well Depth (ft)	17.5	Ground Surface Elevation (ft)	12	Groundwater Elevation (ft)	5
Vertical Datum	NGVD 29	Datum/ System		Easting(x): Northing(y):	1126199.16148 24288.4074665

Elevation feet	Depth feet	SAMPLES Interval	Recovered (in)	Blows/foot	Sub-Sample Sample Number	Testing	Graphic Log	Group Symbol	MATERIAL DESCRIPTION	Sheen	Headspace Vapor PID (ppm)
	0		12	21	1			GW	Brown fine to coarse gravel with sand, trace silt (dense, moist)	SS	0
								GW	Brown fine to coarse gravel with sand, trace silt (medium dense, moist)	NS	0
	2		12		2						
	5		6	7	3	CA		SW	Gray fine to medium sand with trace silt and small chunks of wood (loose, moist)		
			5							SS	0
			12	5	4			SW	Gray fine to medium sand with trace silt (loose, wet)	NS	0
										NS	0
			15	52	5			WD	Light brown silt, in mostly solid wood chunks (whole tube) looked like rotting wood	SS	0
	10		3	15	6			SW	Gray fine to medium sand with trace silt and wood chunks		
										SS	0
			5	10	7						
			13			CA				SS	0
			2	3	8						
	15					CA					
			18	2/18"	9			ML	Gray fine sandy silt with shells and occasional wood bits (stiff, moist)		
	20										

WELL CONSTRUCTION

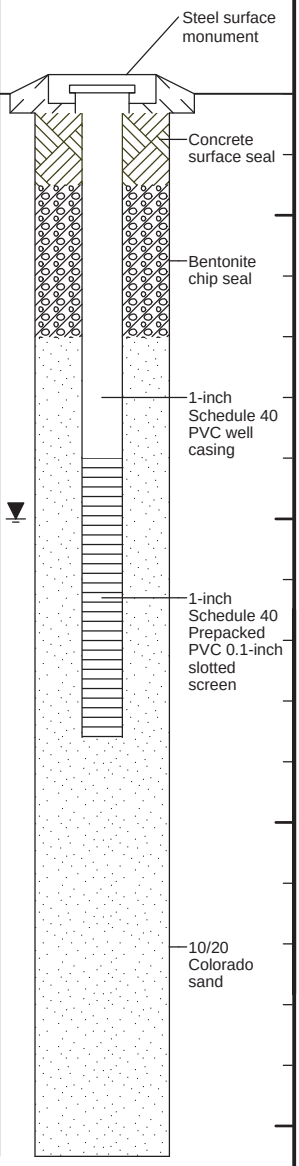

Note: See Figure A-1 for explanation of symbols.

LOG OF MONITORING WELL MW-16

GeoEngineers

Project: Port of Olympia East Bay Redevelopment
Project Location: Olympia, Washington
Project Number: 0615-034-02/03

Figure A-16
Sheet 1 of 1

V6_ENVWELL P:\0061503402\FINALS\061603402_03.GPJ GEIV6_1.GDT 11/5/07

Please print, sign and return to the Department of Ecology

RESOURCE PROTECTION WELL REPORT

CURRENT Notice of Intent No. R65628

(SUBMIT ONE WELL REPORT PER WELL INSTALLED)

Construction/Decommission *("x" in box)*

☒ Construction
☐ Decommission

215447

ORIGINAL INSTALLATION Notice of Intent Number:

Type of Well *("x in box)*

☒ Resource Protection
☐ Geotech Soil Boring

Property Owner Port of Olympia

Site Address State & Jefferson

Consulting Firm GeoEngineers

City Olympia County Thurston

Unique Ecology Well IDTag No. AKA 424

Location NE 1/4-1/4 SW 1/4 Sec 14 Twn 18N R 2W

EWM ☐ or WWM ☒

WELL CONSTRUCTION CERTIFICATION: I constructed and/or accept responsibility for construction of this well, and its compliance with all Washington well construction standards. Materials used and the information reported above are true to my best knowledge and belief.

Lat/Long (s, t, r still REQUIRED) Lat Deg ____ Min ____ Sec ____

Long Deg ____ Min ____ Sec ____

Tax Parcel No. ____

☐ Driller ☐ Engineer ☒ Trainee

Name (Print Last, First Name) Haun, Marty

Driller/Engineer /Trainee Signature ____

Cased or Uncased Diameter 2" Static Level 5'

Driller or Trainee License No. T2827

Work/Decommission Start Date 1/2/07

If trainee, licensed driller's Signature and License Number: Amos Harnden 2508

Work/Decommission Completed Date 1/02/07

Construction Design	Well Data	Formation Description
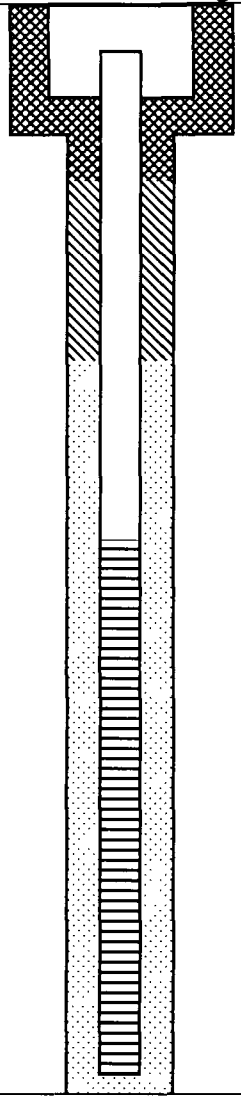	MONUMENT TYPE: 8" FLUSH MOUNT CONCRETE SURFACE SEAL: Φ - 1' ANNULAR SPACE: 4' BACKFILL: 1'-9' TYPE: BENTONITE #8 PVC BLANK: Φ - 10' SCREEN: 10'-15' SLOT SIZE: .010 TYPE: 3/4" PVC SCH 40 PRE-PACK SAND PACK: 9'-15' MATERIAL: 10/20 SILICA SAND DRILLING METHOD: DIRECT PUSH WELL DEPTH: 15' BORING DIAMETER: ____	Φ - 16' SAND W/GRAVEL

SCALE: 1"= ____ PAGE 2 OF 4

Date(s) Drilled	01/02/07	Logged By	TSG	Checked By	KMB
Drilling Contractor	ESN-NW	Drilling Method	Direct Push	Sampling Methods	Grab; 5035A for VOCs
Auger Data	NA	Hammer Data	Pneumatic	Drilling Equipment	Stratoprobe
Total Exploration Depth (ft)	16	Ground Surface Elevation (ft)	101.85	Groundwater Elevation (ft)	96.52
Vertical Datum	Assumed (100')	Datum/ System	GCS - North American - 1983	Easting(x): Northing(y):	47.048155726 -122.896040672

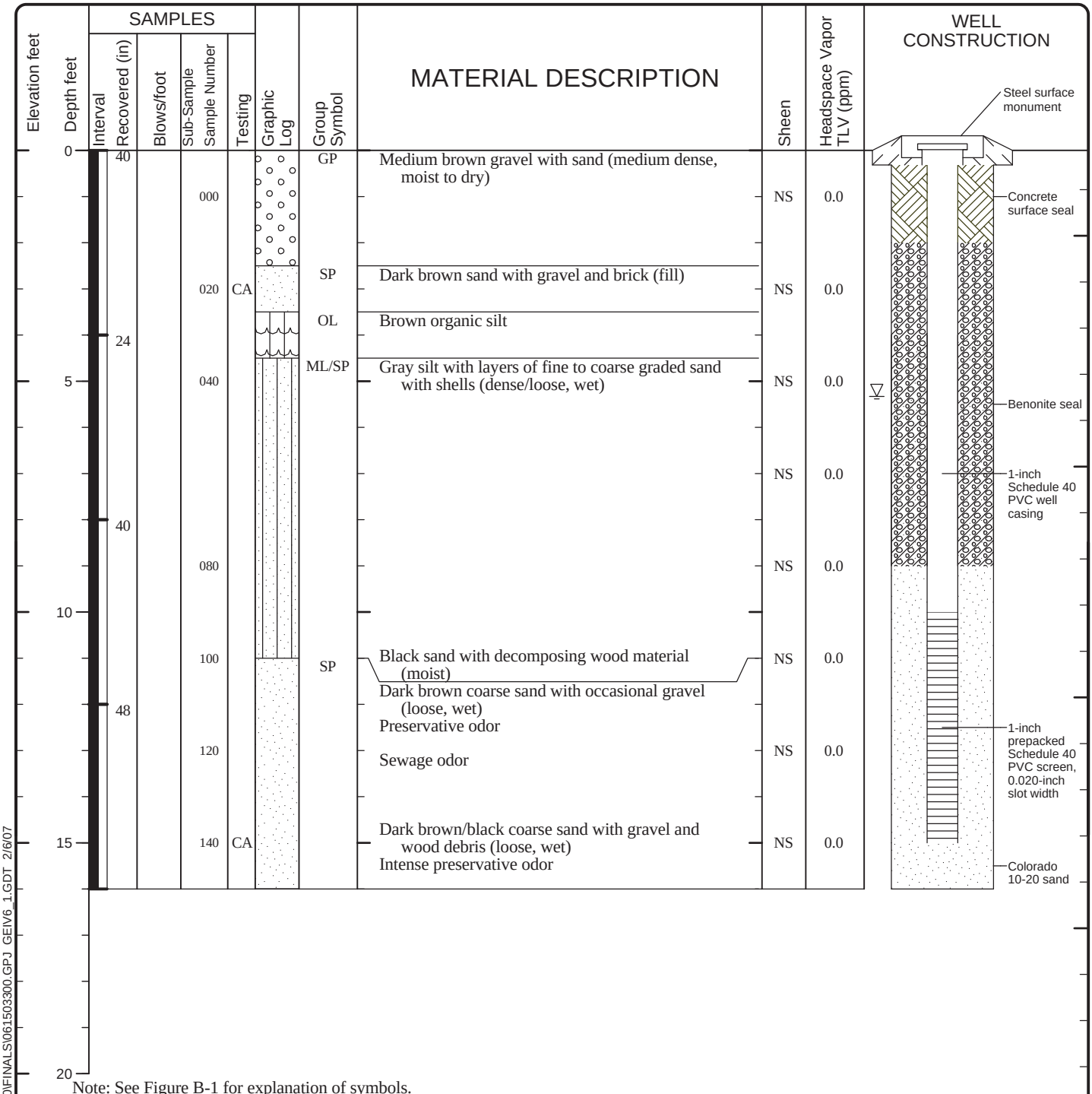

Note: See Figure B-1 for explanation of symbols.

LOG OF MONITORING WELL MW04 (AKA 424)

GeoEngineers

Project: Phase II ESA/Hands on Children's Museum
Project Location: Olympia, Washington
Project Number: 0615-033-00

Figure B-7
Sheet 1 of 1

V6_ENVWELL P:\0\0615033\00\FINALS\061503300.GPJ GEIV6_1.GDT 2/6/07

Please print, sign and return to the Department of Ecology

RESOURCE PROTECTION WELL REPORT

CURRENT Notice of Intent No. R65628

(SUBMIT ONE WELL REPORT PER WELL INSTALLED)

Construction/Decommission *("x" in box)*

☒ Construction
☐ Decommission

215446

ORIGINAL INSTALLATION Notice of Intent Number:

Type of Well *("x in box)*

☒ Resource Protection
☐ Geotech Soil Boring

Property Owner Port of Olympia

Site Address State & Jefferson

Consulting Firm GeoEngineers

City Olympia County Thurston

Unique Ecology Well IDTag No. AKA 427

Location NE 1/4-1/4 SW 1/4 Sec 14 Twn 18N R 2W

EWM ☐ or WWM ☒

WELL CONSTRUCTION CERTIFICATION: I constructed and/or accept responsibility for construction of this well, and its compliance with all Washington well construction standards. Materials used and the information reported above are true to my best knowledge and belief.

Lat/Long (s, t, r still REQUIRED) Lat Deg _____ Min _____ Sec _____

Long Deg _____ Min _____ Sec _____

☐ Driller ☐ Engineer ☒ Trainee

Name (Print Last, First Name) Haun, Marty

Driller/Engineer /Trainee Signature

Driller or Trainee License No. T2827

Tax Parcel No. _____

Cased or Uncased Diameter 2" Static Level 5'

Work/Decommission Start Date 1/2/07

If trainee, licensed driller's Signature and License Number: Amea Harnden 2508

Work/Decommission Completed Date 1/02/07

Construction Design

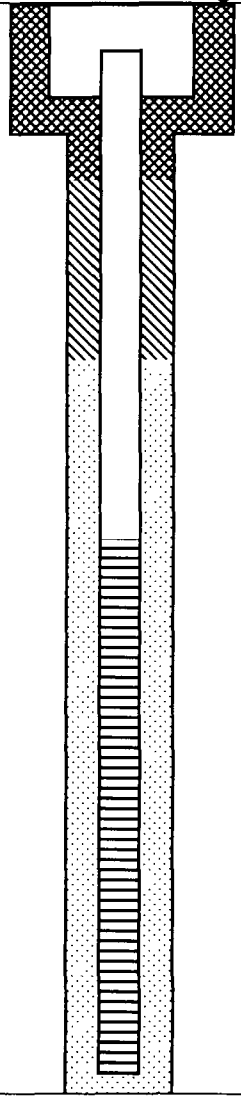

Well Data

MONUMENT TYPE: 8" FLUSH MOUNT

CONCRETE SURFACE SEAL: Φ - 1'

ANNULAR SPACE: 4'

BACKFILL: 1' - 6'

TYPE: BENTONITE #8

PVC BLANK: Φ - 7'

SCREEN: 7' - 12'

SLOT SIZE: .010

TYPE: 3/4" PVC SCH 40 PREPACK

SAND PACK: 6' - 12'

MATERIAL: 10/20 SILICA SAND

DRILLING METHOD: DIRECT PUSH

WELL DEPTH: 12'

BORING DIAMETER: _____

Formation Description

Φ - 12'

SAND W/GRAVEL

RECEIVED

JAN 16 2007

DEPARTMENT OF ECOLOGY
WELL DRILLING UNIT

'07 JAN 16 A9:56

DEPT OF ECOLOGY
FISCAL & BUDGET

SCALE: 1"= ____ PAGE 4 OF 4

Ecology is an Equal Opportunity Employer

The Department of Ecology does NOT Warranty the Data and/or the Information on this Well Report.

Please print, sign and return to the Department of Ecology

RESOURCE PROTECTION WELL REPORT

CURRENT Notice of Intent No. AE11197

(SUBMIT ONE WELL REPORT PER WELL INSTALLED)

Construction/Decommission *("x" in box)*

☐ Construction
☒ Decommission 394359

ORIGINAL INSTALLATION Notice of Intent Number:
R656280

Consulting Firm

Unique Ecology Well IDTag No. AKA 427

WELL CONSTRUCTION CERTIFICATION: I constructed and/or accept responsibility for construction of this well, and its compliance with all Washington well construction standards. Materials used and the information reported above are true to my best knowledge and belief.

☒ Driller ☐ Engineer ☐ Trainee
Name (Print Last, First Name) Wiese, Mark
Driller/Engineer /Trainee Signature
Driller or Trainee License No. 2432

If trainee, licensed driller's Signature and License Number:

Type of Well *("x in box)*

☒ Resource Protection
☐ Geotech Soil Boring

Property Owner Port of Olympia
Site Address State and Jefferson
City Olympia County Thurston
Location NE1/4-1/4 SW1/4 Sec 14 Twn 18 R 2
EWM ☐ or WWM ☒
Lat/Long (s, t, r still REQUIRED) Lat Deg ____ Min ____ Sec ____
Long Deg ____ Min ____ Sec ____
Tax Parcel No.
Cased or Uncased Diameter ____ Static Level ____
Work/Decommission Start Date 11/05/2010
Work/Decommission Completed Date 11/05/2010

Construction Design	Well Data	Formation Description
	Decommissioned as per WAC 173.160.460 1B Original well log attached Job #10-1624-10	

RECEIVED
NOV 19 2010
WA State Department of Ecology (SWRO)

SCALE: 1"= ____ PAGE ____ OF ____

Ecology is an Equal Opportunity Employer

Date(s) Drilled	01/02/07	Logged By	TSG	Checked By	KMB
Drilling Contractor	ESN-NW	Drilling Method	Direct Push	Sampling Methods	Grab; 5035A for VOCs
Auger Data	NA	Hammer Data	Pneumatic	Drilling Equipment	Stratoprobe
Total Exploration Depth (ft)	12	Ground Surface Elevation (ft)	100.95	Groundwater Elevation (ft)	96.67
Vertical Datum	Assumed (100')	Datum/ System	GCS - North American - 1983	Easting(x): Northing(y):	47.04784838 -122.896712081

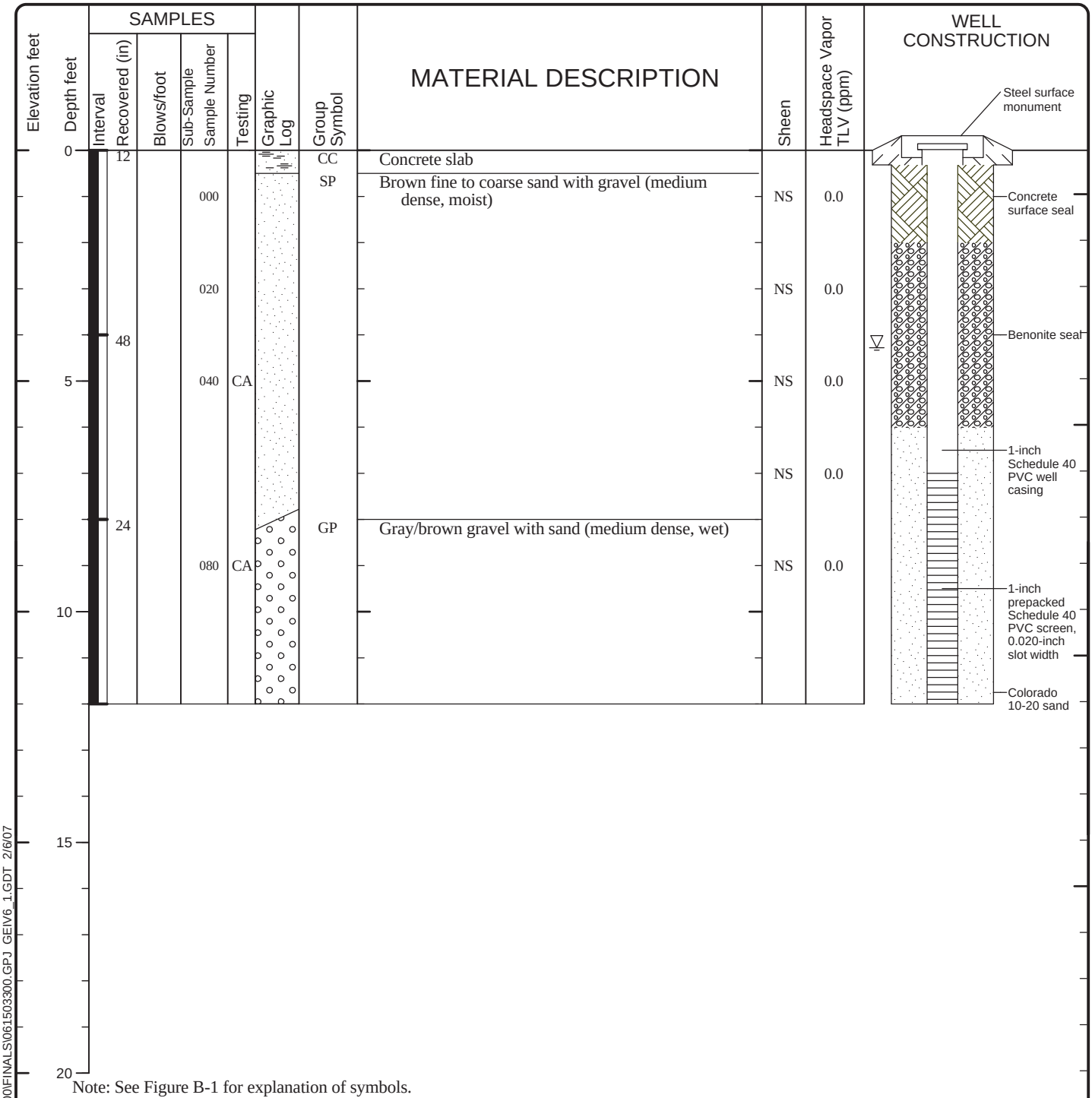

Note: See Figure B-1 for explanation of symbols.

LOG OF MONITORING WELL MW03 (AKA 427)

GeoEngineers

Project: Phase II ESA/Hands on Children's Museum
Project Location: Olympia, Washington
Project Number: 0615-033-00

Figure B-6
Sheet 1 of 1

V6_ENVWELL P:\0\0615033\00\FINALS\061503300.GPJ GEIV6_1.GDT 2/6/07

Please print, sign and return to the Department of Ecology

RESOURCE PROTECTION WELL REPORT

CURRENT Notice of Intent No. R65628

(SUBMIT ONE WELL REPORT PER WELL INSTALLED)

Construction/Decommission *("x" in box)*

☒ Construction
☐ Decommission

215448

ORIGINAL INSTALLATION Notice of Intent Number:

Type of Well *("x in box)*

☒ Resource Protection
☐ Geotech Soil Boring

Property Owner Port of Olympia

Site Address State & Jefferson

Consulting Firm GeoEngineers

City Olympia County Thurston

Unique Ecology Well IDTag No. AKA 425

Location NE 1/4-1/4 SW 1/4 Sec 14 Twn 18 N R 2W

EWM ☐ or WWM ☒

WELL CONSTRUCTION CERTIFICATION: I constructed and/or accept responsibility for construction of this well, and its compliance with all Washington well construction standards. Materials used and the information reported above are true to my best knowledge and belief.

Lat/Long (s, t, r still REQUIRED) Lat Deg _____ Min _____ Sec _____

Long Deg _____ Min _____ Sec _____

Tax Parcel No. _____

☐ Driller ☐ Engineer ☒ Trainee

Name (Print Last, First Name) Haun, Marty

Driller/Engineer /Trainee Signature _____

Driller or Trainee License No. T2827

Cased or Uncased Diameter 2" Static Level 5'

Work/Decommission Start Date 1/2/07

If trainee, licensed driller's Signature and License Number: Anna Harnden 2508

Work/Decommission Completed Date 1/02/07

Construction Design	Well Data	Formation Description
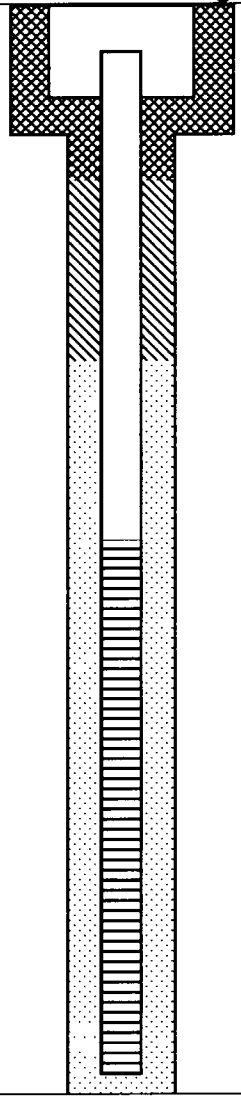	MONUMENT TYPE: 8" FLUSH MOUNT CONCRETE SURFACE SEAL: Ø - 1' ANNULAR SPACE: 4' BACKFILL: 1' - 4' TYPE: BENTONITE #8 PVC BLANK: Ø - 5' SCREEN: 5' - 10' SLOT SIZE: .010 TYPE: 3/4" PVC SCH 40 PRE-PACK SAND PACK: 4' - 10' MATERIAL: 10/20 SILICA SAND DRILLING METHOD: DIRECT PUSH WELL DEPTH: 10' BORING DIAMETER: _____	Ø - 12' SAND W/ GRAVEL

SCALE: 1"= ____ PAGE 3 OF 4

Ecology is an Equal Opportunity Employer

The Department of Ecology does NOT Warranty the Data and/or the Information on this Well Report.

Please print, sign and return to the Department of Ecology

RESOURCE PROTECTION WELL REPORT

CURRENT Notice of Intent No. AE11197

(SUBMIT ONE WELL REPORT PER WELL INSTALLED)

Construction/Decommission *("x" in box)*

☐ Construction
☒ Decommission 394357

ORIGINAL INSTALLATION Notice of Intent Number:
R656280

Consulting Firm

Unique Ecology Well IDTag No. AKA 425

WELL CONSTRUCTION CERTIFICATION: I constructed and/or accept responsibility for construction of this well, and its compliance with all Washington well construction standards. Materials used and the information reported above are true to my best knowledge and belief.

☒ Driller ☐ Engineer ☐ Trainee
Name (Print Last, First Name) Wiese, Mark
Driller/Engineer /Trainee Signature
Driller or Trainee License No. 2432

If trainee, licensed driller's Signature and License Number:

Type of Well *("x in box)*

☒ Resource Protection
☐ Geotech Soil Boring

Property Owner Port of Olympia
Site Address State and Jefferson
City Olympia County Thurston
Location NE1/4-1/4 SW1/4 Sec 14 Twn 18 R 2
EWM ☐ or WWM ☒
Lat/Long (s, t, r still REQUIRED) Lat Deg ____ Min ____ Sec ____
Long Deg ____ Min ____ Sec ____
Tax Parcel No.
Cased or Uncased Diameter ____ Static Level ____
Work/Decommission Start Date 11/05/2010
Work/Decommission Completed Date 11/05/2010

Construction Design	Well Data	Formation Description
	Decommissioned as per WAC 173.160.460 1B Original well log attached Job #10-1624-10	

RECEIVED
NOV 19 2010
WA State Department of Ecology (SWRO)

SCALE: 1"= ____ PAGE ____ OF ____

Ecology is an Equal Opportunity Employer

Date(s) Drilled	01/02/07	Logged By	TSG	Checked By	KMB
Drilling Contractor	ESN-NW	Drilling Method	Direct Push	Sampling Methods	Grab; 5035A for VOCs
Auger Data	NA	Hammer Data	Pneumatic	Drilling Equipment	Stratoprobe
Total Exploration Depth (ft)	12	Ground Surface Elevation (ft)	101.82	Groundwater Elevation (ft)	97.68
Vertical Datum	Assumed (100')	Datum/ System	GCS - North American - 1983	Easting(x): Northing(y):	47.0483000631 -122.896724939

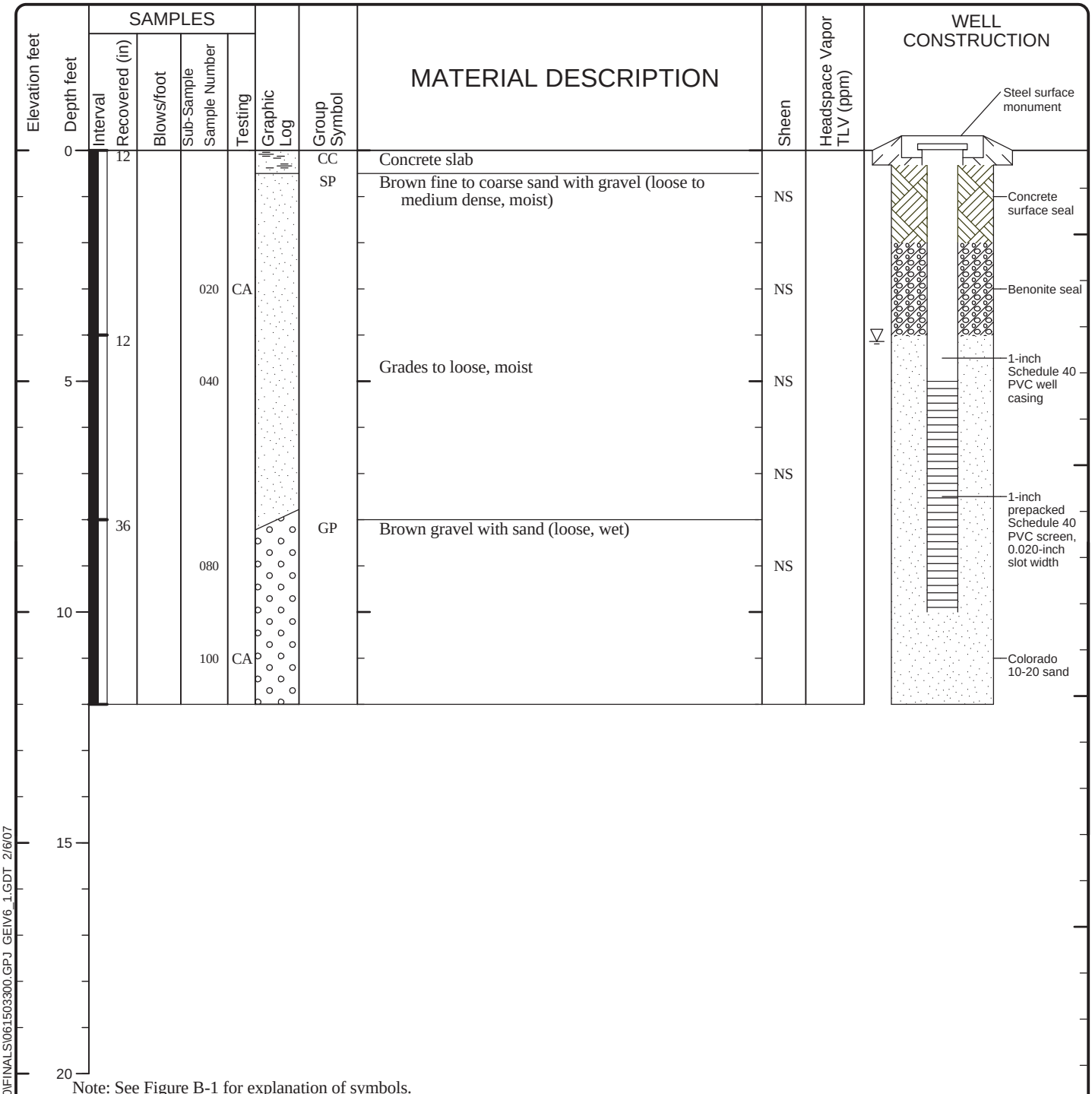

Note: See Figure B-1 for explanation of symbols.

LOG OF MONITORING WELL MW01 (AKA 425)

GeoEngineers

Project: Phase II ESA/Hands on Children's Museum
Project Location: Olympia, Washington
Project Number: 0615-033-00

Figure B-4
Sheet 1 of 1

V6_ENVWELL P:\0\0615033\00\FINALS\061503300.GPJ GEIV6_1.GDT 2/6/07

Turk, Jon

From: Rick Craddock <rickc@bp-construction.com>
Sent: Wednesday, June 20, 2012 12:32 PM
To: Turk, Jon
Cc: Clint McDaniels
Subject: FW: Arcadia Decommission Well Reports
Attachments: 2842447181.pdf

As requested

Rick Craddock | **Berschauer Phillips** | 360.507.1100

From: John Newby [mailto:johnn@dlbgeneral.com]
Sent: Wednesday, June 20, 2012 12:13 PM
To: Rick Craddock
Subject: FW: Arcadia Decommission Well Reports

Rick,

Here is the decommission reports for the wells at East Bay.

Thanks,

John Newby, Office Manager
DLB Earthwork Company
P.O. Box 12599
Olympia, WA 98508
Ph: 360-943-6278
Fax: 360-943-8659
email: johnn@dlbgeneral.com
www.dlbgeneral.com

From: Jason Zack [mailto:jasonzack@comcast.net]
Sent: Wednesday, June 20, 2012 12:05 PM
To: johnn@dlbgeneral.com
Subject: Arcadia Decommission Well Reports

This should be easier.

Thanks,

Jason Zack
General Manager
Arcadia Drilling Inc.
360-426-3395
360-490-6711
jasonzack@comcast.net

DEPARTMENT OF ECOLOGY State of Washington

Z hoo#Orjv



Krp h Pds#Vhdufk Wh{w#Vhdufk Irup v Vlwh#Lqir Frqwdfw#Xv Z dwhu#Sruwd<

WH[W VHDUFK#UHVXOWV

Back **New Search**

- **Search Criteria Used:**#Z hoo#Wdj#LG = dnd757
- Wkhuh#duh#2#z hoo#orjv#wkdw#p dwfk#|rxu#vhdufk#fulwhuld1#
- Wkh#uhvxow#duh#vruwhg#e| Z hoo#Wdj#LG

Grz qordg#doo#5#p djhv### Grz qordg#doo#5#gdwd#uhfrugv### Sulqw#wkly#sdjh### Khos

#Glvsod|#qj 4#0#5#ri#2#z hoo#orj#uhvxow######Vruw#uhvxow#e|# Well Tag ID

#41# **CITATION MGMT** 0#~#Ylhz#SGI#:
Sxedf#Odqg#Vxuyh|=#VZ /QZ /#V036/#W0530Q/#U0370H/#Wd{#Sdufhd#Qxp ehu=#+eodqn,
Frxqw|=#Slhufh/#Z hoo#Dgguhvv=#MRYIWD#EOYG#DQG#PHULGIDQ/#PLOWRQ
Z hoo#Orj#LG=#6<<37;/#Z hoo#Wdj#LG=DND757/#Qrwlfh#ri#Lqwhqw#Qxp ehu=#J3984;7
Z hoo#Gldp hwhu=#31:8#lq1#/#Z hoo#Ghswk=#4;#wl#
Z hoo#W|sh=#Uhvrxufh#Surwhfwlrq
Z hoo#Frp sdnwlrq#Gdwh=#43246253 37/#Z hoo#Orj#Uhfhlyhg#Gdwh=3424<25338

#51# **PORT OF OLYMPIA | GEOENGINEERS** 0~#Ylhz#SGI#:
Sxedf#Odqg#Vxuyh|=#QH/VZ /#V047/#W04;0Q/#U0350Z /#Wd{#Sdufhd#Qxp ehu=#+eodqn,
Frxqw|=#Wkxuvwrq/#Z hoo#Dgguhvv=#VWDWH#DQG#MHIIHUVRQ/#RO\PSID
Z hoo#Orj#LG=#79:46</#Z hoo#Wdj#LG=DND757/#Qrwlfh#ri#Lqwhqw#Qxp ehu=#J39895;
Z hoo#Gldp hwhu=#5#lq1/#Z hoo#Ghswk=#18#wl#
Z hoo#W|sh=Uhvrxufh#Surwhfwlrq
Z hoo#Frp sdnwlrq#Gdwh=3423525 33:/#Z hoo#Orj#Uhfhlyhg#Gdwh=#3424925 33:

Total Result Pages: 1

Hfrorj|#Krp h#;#Uhsruw#d#Sureolp #;#Gdwd#Glvfodlp hu#;#Sulydf|#Srdf|
Frs|uljkw#L #Z dvklqjwrq#Vwdwh#Ghsduwp hqw#ri#Hfrorj|#5348#Doo#Uljkw#Uhvhuyhg1

RESOURCE PROTECTION WELL REPORT

(SUBMIT ONE WELL REPORT PER WELL INSTALLED)

CURRENT Notice of Intent No. R 65184

Construction/Decommission *("x" in circle)*

Ø Construction

O Decommission *ORIGINAL INSTALLATION Notice of Intent Number* 163787

Type of Well *("x" in circle)*

Ø Resource Protection

O Geotech Soil Boring

Consulting Firm Insight Geologic

Property Owner Citation Management

Unique Ecology Well ID Tag No: AKA 424

Site Address Davita Blvd & Meridian

City Milton County: Pierce

Location SW 1/4 NW 1/4 Sec 3 Twn 20N R 4 E W WWM (circle one)

WELL CONSTRUCTION CERTIFICATION I constructed and/or accept responsibility for construction of this well, and its compliance with all Washington well construction standards. Materials used and the information reported above are true to my best knowledge and belief.

Lat/Long (s, t, r still REQUIRED) Lat Deg _____ Lat Min/Sec _____ Long Deg _____ Long Min/Sec _____

☒ Driller ☐ Engineer ☐ Trainee Name (Print) Anisa Newman

Driller/Engineer/Trainee Signature Anisa Newman

Driller or Trainee License No. 2508

Tax Parcel No. _____

Cased or Uncased Diameter 3/4" Static Level _____

Work/Decommission Start Date 10/13/04

Work/Decommission Completed Date 10/13/04

If trainee, licensed driller's Signature and License no. _____

Construction/Design | Well Data | Formation Description



MONUMENT TYPE: flush mount

CONCRETE SURFACE SEAL: 0-2'

BACKFILL: 2-7'
TYPE: myteben #8 bentonite

PVC BLANK: 0.5-8'

PVC SCREEN: 8-18'
SLOT SIZE: .010
TYPE: 3/4" prepack screen

SAND PACK: 7-18'
MATERIAL: 10/20 silica sand

WELL DEPTH 18'

no soil observed

RECEIVED
JAN 19 2005
DEPARTMENT OF ECOLOGY
WELL DRILLING UNIT

Scale 1"= _____

ECY 050-12 (Rev 2/01)

The Department of Ecology does NOT Warranty the Data and/or the Information on this Well Report.

Please print, sign and return to the Department of Ecology

RESOURCE PROTECTION WELL REPORT

CURRENT Notice of Intent No. R65628

(SUBMIT ONE WELL REPORT PER WELL INSTALLED)

Construction/Decommission *("x" in box)*

☒ Construction
☐ Decommission

215447

ORIGINAL INSTALLATION Notice of Intent Number:

Type of Well *("x in box)*

☒ Resource Protection
☐ Geotech Soil Boring

Property Owner Port of Olympia

Site Address State & Jefferson

Consulting Firm GeoEngineers

City Olympia County Thurston

Unique Ecology Well IDTag No. AKA 424

Location NE 1/4-1/4 SW 1/4 Sec 14 Twn 18N R 2W

EWM ☐ or WWM ☒

WELL CONSTRUCTION CERTIFICATION: I constructed and/or accept responsibility for construction of this well, and its compliance with all Washington well construction standards. Materials used and the information reported above are true to my best knowledge and belief.

Lat/Long (s, t, r still REQUIRED) Lat Deg ____ Min ____ Sec ____

Long Deg ____ Min ____ Sec ____

Tax Parcel No. ____

☐ Driller ☐ Engineer ☒ Trainee

Name (Print Last, First Name) Haun, Marty

Driller/Engineer /Trainee Signature ____

Cased or Uncased Diameter 2" Static Level 5'

Driller or Trainee License No. T2827

Work/Decommission Start Date 1/2/07

If trainee, licensed driller's Signature and License Number: Amos Harnden 2508

Work/Decommission Completed Date 1/02/07

Construction Design	Well Data	Formation Description
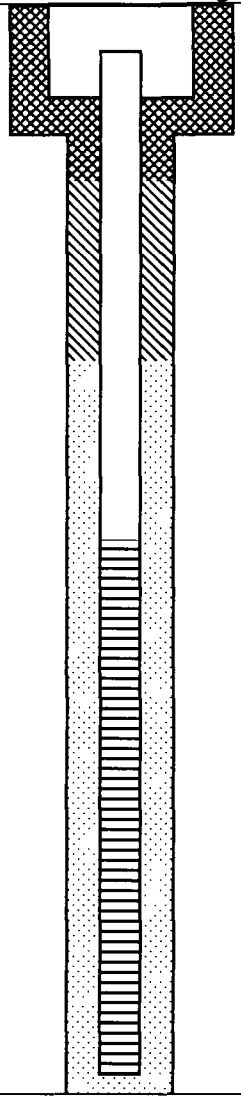	MONUMENT TYPE: 8" FLUSH MOUNT CONCRETE SURFACE SEAL: Φ - 1' ANNULAR SPACE: 4' BACKFILL: 1'-9' TYPE: BENTONITE #8 PVC BLANK: Φ - 10' SCREEN: 10'-15' SLOT SIZE: .010 TYPE: 3/4" PVC SCH 40 PRE-PACK SAND PACK: 9'-15' MATERIAL: 10/20 SILICA SAND DRILLING METHOD: DIRECT PUSH WELL DEPTH: 15' BORING DIAMETER: ____	Φ - 16' SAND W/GRAVEL

SCALE: 1"= ____ PAGE 2 OF 4

Appendix B: Sampling and Analysis Plan

Use of contents on this sheet is subject to the limitations specified at the beginning of this document.

PARCEL 4 AND 5 IA

SAMPLING AND ANALYSIS PLAN

Prepared for
The City of Olympia and the LOTT Alliance
Olympia, WA
6/23/2010

THE CITY OF OLYMPIA / THE LOTT ALLIANCE
PARCEL 4 AND 5 INTERIM ACTION
SAMPLING AND ANALYSIS

Prepared for

The City of Olympia and the LOTT Alliance

Olympia, WA

6/23/2010

Brown and Caldwell

724 Columbia Street NW, Suite 420

Olympia, WA 98501

TABLE OF CONTENTS

LIST OF TABLES III

LIST OF ACRONYMS IV

1. PROJECT MANAGEMENT 1-1
- 1.1 Monitoring Program Task Organization 1-1
  - 1.1.1 Involved Parties and Roles. 1-1
  - 1.1.2 Project Manager Role 1-2
  - 1.1.3 Persons Responsible for SAP Update and Maintenance 1-2
- 1.2 Problem Definition 1-3
- 1.3 Regulatory Agencies and Applicable Regulatory Limits 1-3
- 1.4 Project Description 1-3
- 1.5 Project Schedule 1-3
- 1.6 Sampling Constraints 1-3
- 1.7 Sampling Objectives 1-4
- 1.8 Quality Control Limits 1-4
- 1.9 Training and Certification 1-5
- 1.10 Documents and Records 1-5
  - 1.10.1 Project Documents, Records, and Electronic Files 1-5
  - 1.10.2 Retention of Project Documentation 1-6
  - 1.10.3 Distribution of SAP Revisions 1-6

2. DATA GENERATION AND ACQUISITION 2-1
- 2.1 Sampling Process Design 2-1
- 2.2 Sampling Methods 2-1
- 2.3 Confirmation Sampling 2-1
- 2.4 Stockpile Sampling 2-4
- 2.5 Sample Designation and Labeling 2-5

3. SAMPLE HANDLING AND CUSTODY 3-1
- 3.1 Sample Handling 3-1
- 3.2 Sample Collection Documentation 3-1
- 3.3 Custody 3-1
- 3.4 Laboratory Chain-of-Custody Procedures 3-4
- 3.5 Analytical Methods 3-4
- 3.6 Sample Archival 3-5

4. DOCUMENTATION, RECORDS, AND DATA PACKAGES 4-1
- 4.1 Project Documentation and Records 4-1
- 4.2 Laboratory Data Package Deliverables 4-1
  - 4.2.1 Paper Copy Data Package 4-1
  - 4.2.2 Electronic Data Deliverable (EDD) 4-3

Use of data contained on this sheet is subject to the limitations specified at the end of this document.
O:\008897 - Olympia, City of\008897 - Active Projects\138130 East Bay 4&5 RIFS Amend\IA Report\DRAFT\Appendices\Appendix B - SAP\SAP 100623_bc_clean.docx

4.3 Data Tracking, Storage, and Control 4-3
5. LIMITATIONS .... B
Report Limitations .... B
REFERENCES C
REFERENCES 1

Use of data contained on this sheet is subject to the limitations specified at the end of this document.
O:\008897 - Olympia, City of\008897 - Active Projects\138130 East Bay 4&5 RIFS Amend\IA Report\DRAFT\Appendices\Appendix B - SAP\SAP 100623_bc_clean.docx

LIST OF TABLES

Table 1-1 Staff....1-2
Table 1-2. Program Timeline....1-3
Table 1-3. Parcel 4 and 5 COPCs....1-4
Table 2-1. Sample Locations and Analytical Constituents....2-3
Table 2-2. Stockpile Sample Quantity Guide....2-5
Table 3-1. Sample Handling and Custody....3-3

Use of data contained on this sheet is subject to the limitations specified at the end of this document.
O:\008897 - Olympia, City of\008897 - Active Projects\138130 East Bay 4&5 RIFS Amend\IA Report\DRAFT\Appendices\Appendix B - SAP\SAP 100623_bc_clean.docx

LIST OF ACRONYMS

BC	Brown and Caldwell
˚C	degrees Celsius
CCL	contaminant candidate list
COPC	constituent of potential concern
CRM	certified reference materials
DI	Deionized water
DO	dissolved oxygen
DOC	dissolved organic carbon
DRL	detection limits for purposes of reporting (Title 22)
DQO	data quality objective
EC	electrical conductivity
Ecology	Washington State Department of Ecology
EDD	electronic database deliverable
EDMS	environmental database management system
EPA	United States Environmental Protection Agency
GC/MS	gas chromatography/mass spectrometry
HPLC	high performance liquid chromatography
ICP/MS	inductively coupled plasma mass spectrometry
IS	internal standard
LCM	laboratory control material
LCS	laboratory control spike
LCSD	laboratory control spike duplicate
MCL	maximum contaminant levels
MDL	method detection limit
µg/L	micrograms per liter
µS/cm	microsiemens per centimeter
mg/L	milligrams per liter
MP	Monitoring Plan
MPN	most probable number
MS	matrix spike
MSD	matrix spike duplicate
N	nitrogen
NIST	National Institute of Standards and Technology
P	phosphorus
QA	quality assurance
QAPP	Quality Assurance Project Plan
QC	quality control
RPD	relative percent difference
SM	Standard Methods for the Examination of Water and Wastewaterr
SOP	standard operating procedure
SWAMP	Surface Water Ambient Monitoring Program
TOC	total organic cargon
TRL	target reporting limit
USEPA	United States Environmental Protection Agency
USGS	United States Geological Survey
WQ	water quality

Use of data contained on this sheet is subject to the limitations specified at the end of this document.
O:\008897 - Olympia, City of\008897 - Active Projects\138130 East Bay 4&5 RIFS Amend\IA Report\DRAFT\Appendices\Appendix B - SAP\SAP 100623_bc_clean.docx

1. PROJECT MANAGEMENT

1.1 Monitoring Program Task Organization

Organization of the Project team for the Parcel 4 and 5 Interim Action and associated tasks are described in the following sections.

1.1.1 Involved Parties and Roles.

This Sampling and Analysis Plan (SAP) has been prepared for the Parcel 4 and 5 Interim Action. Within this SAP are descriptions of methods and functional activities employed to collect monitoring data collected for Parcel 4 and 5 Interim Action. Specific details regarding the quality assurance for data collected are not included herein, but are discussed separately in the Quality Assurance Project Plan. Together, these two documents serve to completely describe the data collection and quality assurance / quality control (QA/QC) program that will be implemented as part of the Interim Action.

DRAFT for review purposes only.
Use of data contained on this sheet is subject to the limitations specified at the end of this document.
O:\008897 - Olympia, City of\008897 - Active Projects\138130 East Bay 4&5 RIFS Amend\IA Report\DRAFT\Appendices\Appendix B - SAP\SAP 100623_bc_clean.docx

Table 1-1 Staff			
Name	Affiliation	Title	Contact Information
Steve Teel	Washington State Department of Ecology	Site Manager	ph:(360) 407-6247 stee461@ecy.wa.gov
Rick Dougherty	City of Olympia	Project Manager	ph:(360) 753-8485 rdougher@ci.olympia.wa.us
Eric Hielema	LOTT Alliance	Project Manager	ph:(360) 528-5705 erichielema@lottonline.org
TBD	Brown and Caldwell	Project Manager	ph:(360) 943-7525
TBD	Brown and Caldwell	QA Officer	ph:(360) 943-7525
TBD	Brown and Caldwell	Data Management Coordinator	TBD
TBD	Contact Analytical Lab (TBD)	Laboratory Director	TBD
Kate Green	Brown and Caldwell	Sampling Support	ph:(360) 943-7525 kgreen@brwncald.com
John Turk	Brown and Caldwell	Technical Advisor	ph:(360) 943-7525 jturk@brwncald.com

Notes:
QA = Quality Assurance
BC = Brown and Caldwell

1.1.2 Project Manager Role

The project manager is assigned primary oversight for data collection.

The QA Officer is responsible for performing samplle collection activities, coordinaing sample analysis and data validation, performing sample data verification / validation, perparing draft, final draft, and final reports, ensuring that project work performed meets the requirements of the SAP, responding to requested deviations from the SAP, reporting on QA matters to the Client Project Manger and Ecology, obtaining approvals, as needed, for all phases of work, and communicating with the Client Project Manager on matters relating to the project. Key personnel assigned to the project will have reviewed the QAPP and SAP, and will be instructed by the Project Manager regarding the requirements of the data collection program. The Project Manager will work with the Client Project Manager and Department of Ecology to ensure that SAP objectives are being met and the team will continually assess the effectiveness of the data collection program and recommend modifications, as needed.

1.1.3 Persons Responsible for SAP Update and Maintenance

If necessary, the Project Manager, with concurrence from the Client Project Manager, may revise and update the SAP after presenting the evidence for such changes and obtaining the approval from

Use of data contained on this sheet is subject to the limitations specified at the end of this document.
O:\008897 - Olympia, City of\008897 - Active Projects\138130 East Bay 4&5 RIFS Amend\IA Report\DRAFT\Appendices\Appendix B - SAP\SAP 100623_bc_clean.docx

Department of Ecology. Revisions that occur after the original SAP is approved will be indicated on the SAP title page and will be distributed to all parties listed in Table 1-1.

1.2 Problem Definition

Samples will be collected to confirm the extent of contaminated areas and to classify stockpiled soils as suitable for general reuse, suitable for reuse in capped areas, or to designate soil from disposal. Sample results for soils designated for disposal will be communicated to the disposal facility.

1.3 Regulatory Agencies and Applicable Regulatory Limits

The project is under the oversight of the Washington State Department of Ecology. Cleanup Levels and Remediation Levels for the project are established under the Model Toxics Cleanup Act (MTCA) and defined in the Interim Action Work Plan.

1.4 Project Description

The project was designed to remove contaminated soil from the site and to classify soils remaining on the site as suitable for general reuse or suitable for reuse in capped areas. A detailed description of the constituents to be monitored and the information used to develop the list of constituents is discussed in the Interim Action Work Plan and the SAP.

1.5 Project Schedule

The anticipated schedule for tasks associated with Parcel 4 and 5 Interim Action is shown in Table 1-2 below. Specific project schedules will be described in the SAPs.

Table 1-2. Program Timeline

Task	Anticipated Date of Initiation	Anticipated Date of Completion	Deliverable
Draft IA Work Plan, SAP, and QAPP		6/9/2010	Draft SAP and QAPP
Final IA Work Plan, SAP and QAPP	7/6/2010	8/6/2010	Final SAP and QAPP
Implement Parcels 4 and 5 Interim Action	September 9, 2010	November 30, 2010	
Draft Parcels 4 and 5 Interim Action Report	September 9, 2010	Within 60 days after field work is completed	Draft Parcels 4 and 5 Interim Action Report
Incorporate Ecology's written comments on the Draft IA Report	Upon receipt of Ecology's written comments.	Within 30 days after receipt of Ecology's written comments on the draft report	Final IA Report

1.6 Sampling Constraints

Sampling constraints typically encountered during sampling include safety of sampling personnel and cost considerations.

Use of data contained on this sheet is subject to the limitations specified at the end of this document.
O:\008897 - Olympia, City of\008897 - Active Projects\138130 East Bay 4&5 RIFS Amend\IA Report\DRAFT\Appendices\Appendix B - SAP\SAP 100623_bc_clean.docx

Sampling results must be complete before major earth-moving activities (stockpile disposal, excavation backfill, etc.). Timing constraints or missed events are therefore not anticipated.

1.7 Sampling Objectives

Sampling activities at the site will consist of confirmation soil sampling and stockpile soil sampling. The objective of confirmation soil sampling will be to deliniate the extent of contamination in areas suspected to exceed Interim Action Remediation Levels (IARLs). The objective of stockpile soil sampling will be to classifiy stockpiled material as suitable for general reuse, suitable for reuse in capped areas, or designated for disposal. Descriptions of sampling procedures are provided in Section 2. Constituents of Potential Concern (COPCs) and proposed sampling methods are summarized in Table 1-3.

Table 1-3. Parcel 4 and 5 COPCs

Group	COPC	Proposed Methods	Reporting Limits
Metals	Arsenic	EPA 6020A	0.2 mg/Kg
	Cadmium	EPA 6020A	0.2 mg/Kg
	Lead	EPA 6020A	1 mg/Kg
	Copper	EPA 6020A	0.2 mg/Kg
	Nickel	EPA 6020A	0.5 mg/Kg
PAHs	cPAHs	EPA 8270C / EPA 8270C-SIM	0.01 mg/Kg
Dioxins / Furans	Dioxins / Furans	EPA 1613 / EPA 8290	3 pg/g
Petroleum Hydrocarbons	TPH-D	NWTPH-Dx	25 mg/Kg
	TPH-HO	NWTPH-Dx	25 mg/Kg
	TPH-G	NWTPH-Gx	10 mg/Kg
VOCs	Benzene	EPA 8260B	0.01 mg/Kg
	Toluene	EPA 8260B	0.01 mg/Kg
	Ethylbenzene	EPA 8260B	0.01 mg/Kg
	Total Xylenes	EPA 8260B	0.03 mg/Kg
SVOCs	Total Naphthalenes	EPA 8270C / EPA 8270C-SIM	0.3 mg/Kg

1.8 Quality Control Limits

Data Quality Objectives, project quality, objectives, and the measurement performance criteria for sampling are provided in the QAPP.

Use of data contained on this sheet is subject to the limitations specified at the end of this document.
O:\008897 - Olympia, City of\008897 - Active Projects\138130 East Bay 4&5 RIFS Amend\IA Report\DRAFT\Appendices\Appendix B - SAP\SAP 100623_bc_clean.docx

1.9 Training and Certification

Field personnel that participate in sampling will have reviewed the QAPP and SAP for the specific Site project, and will be instructed by the Project Manger. Training will occur prior to the beginning of the program and semi-annually thereafter through QC sessions, where field procedures will be reviewed; new personnel will be trained prior to performing any work in the program. Field personnel will have been trained prior to the first sampling event in sample collection procedures (including QA/QC, grab sampling techniques, completing laboratory chain-of-custody forms, and proper handling of water samples), and field analysis (including instrument calibration, data recording procedures, and interpretation of collected data).

All laboratories utilized to perform analytical services will be certified by the NELAC. Laboratory personnel will be certified and trained as required by the laboratory's quality assurance manuals. The laboratory director of the primary analytical lab will be provided a copy of the QAPP.

Documentation of training for field staff will be maintained by Brown and Caldwell. Documentation will include a record of the training topic, training date, name and title of instructor, whether the class was an initial training or a refresher course, and whether the course was completed satisfactorily.

1.10 Documents and Records

1.10.1 Project Documents, Records, and Electronic Files

The documents and records that will be generated during this project include the following:

Quality Assurance Project Plan: The QAPP (this document) contains details on the QA and QC procedures that will be implemented throughout the project.

Sampling and Analysis Plans: The SAPs contain information regarding sampling locations, frequencies, and sample collection methods.

Field Records. The Brown and Caldwell Project Manager or other designee will maintain all field records, including field data sheets documenting results of field analyses and QC samples, a logbook documenting equipment maintenance and calibration, and sample collection and handling documentation (copies of chain-of-custody forms, shipping receipts, etc.).

Laboratory Records. Analytical labs will maintain sample receipt and storage documentation, instrument calibration logs, raw data and QC sample records.

Data validation records. Field data sheets, field QC results, chain-of-custody forms, and lab reports from each sampling event will be reviewed by the QA Officer and a data validation record will be generated which summarizes the quality of the collected data.

Project database: The Brown and Caldwell Olympia, WA office will be used to store all laboratory and field data gathered during this project. The database will be continually updated and managed as described in Section 2.9. At the completion of the project, data may be electronically submitted to the City of Olympia and the LOTT Alliance upon request.

Use of data contained on this sheet is subject to the limitations specified at the end of this document.
O:\008897 - Olympia, City of\008897 - Active Projects\138130 East Bay 4&5 RIFS Amend\IA Report\DRAFT\Appendices\Appendix B - SAP\SAP 100623_bc_clean.docx

1.10.2 Retention of Project Documentation

The original data sheets, equipment maintenance/calibration logs, chain-of-custody forms, lab reports, field records, training documents and data validation records will be stored by Brown and Caldwell until the end of the project. All records will be maintained by Brown and Caldwell and analytical labs for five years after project completion.

1.10.3 Distribution of SAP Revisions

Revisions that occur after the original SAP is approved will be indicated on the SAP title page and will be distributed by the Project Manager to all parties listed in Table 1-1.

Use of data contained on this sheet is subject to the limitations specified at the end of this document.
O:\008897 - Olympia, City of\008897 - Active Projects\138130 East Bay 4&5 RIFS Amend\IA Report\DRAFT\Appendices\Appendix B - SAP\SAP 100623_bc_clean.docx

2. DATA GENERATION AND ACQUISITION

2.1 Sampling Process Design

The individual Site SAPs will provide a detailed description of the sampling approach and rationale that was used to select sampling locations, sampling frequencies, and constituents that will be analyzed.

2.2 Sampling Methods

Proper sample collection procedures are essential to ensure that representative and reliable data are being collected. Sample collection will be performed according to the SOP for Sample Collection, Documentation, and Delivery, included as Appendix I to the IA Work Plan. In general, the QA procedures that will be followed during sample collection include the following:

- Samples from depths less than 4 feet will be collected by hand directly from the sidewall of the excavation. Samples from depths greater than 4 feet will be collected by using the excavator bucket. .
- Sample collection will be performed in such a manner as to minimize disturbance of surrounding soils.
- Soil grab samples will be transferred to sample jars carefully to minimize exposure to external influences such as wind, dust, or rain.
- Sample jars will be labeled (e.g., date, time, location, method) immediately after collection.
- Sampling date and time and sampler's initials will be added to the chain of custody form immediately after sampling.
- If problems occur during sampling, the QA Officer will be notified. The source of the problem will be identified and the appropriate corrective action taken. These incidents will be documented in the project folder and filed with the appropriate data package. If the problem compromised the quality of collected data, the data will be flagged within the database.

2.3 Confirmation Sampling

Samples will be collected during excavation both to delineate excavated areas and to characterize excavated material stockpiled on-site. A total of five locations exceed IARLs and will be excavated: TP-02, DP-11, -17, -18, and -21. Table 2-1 shows planned sample depths and analytical constituents. Hotspots will be initially excavated in 20-foot by 20-foot excavation cells. The excavation cells may be made smaller with permission from Ecology, but not larger. The first

Use of data contained on this sheet is subject to the limitations specified at the end of this document.
O:\008897 - Olympia, City of\008897 - Active Projects\138130 East Bay 4&5 RIFS Amend\IA Report\DRAFT\Appendices\Appendix B - SAP\SAP 100623_bc_clean.docx

excavation cells will be centered at the coordinates of the samples with concentrations exceeding IARLS (DP-17 and DP-21 for arsenic, DP-11 for lead, DP-18 for TPH-HO, and TP-02 for dioxins/furans. After the first cell is excavated, adjacent 20-foot by 20-foot cells may be excavated based on field screening results. These excavations will constitute the first excavation round.

Confirmation samples will be collected during the first excavation round. Vertical sets of confirmation samples will be collected in each sidewall of each excavation cell at the depths shown in Table 2-1. A vertical set will include one sample from each lithologic layer. Samples from depths less than 4 feet will be collected by hand directly from the sidewall of the excavation. Samples from depths greater than 4 feet will be collected by using the excavator bucket. A floor sample in the center of each cell will also be collected by using the excavator bucket. Sample collection is shown schematically in Figure 2-1.

Use of data contained on this sheet is subject to the limitations specified at the end of this document.
O:\008897 - Olympia, City of\008897 - Active Projects\138130 East Bay 4&5 RIFS Amend\IA Report\DRAFT\Appendices\Appendix B - SAP\SAP 100623_bc_clean.docx

Table 2-1. Sample Locations and Analytical Constituents

Location	Sample Type	Depth of Contamination (feet)	Hotspot Constituent	Initial Excavation Depth (feet)	Initial Sidewall Sample Depths (feet)	Analytical Constituents
TP-02	Sidewall and Bottom Confirmation Samples	2	Dioxins/Furans	10	0-2, 2-3, 3-4, 7-8*	Dioxins/Furans
DP-11	Sidewall and Bottom Confirmation Samples	8-10	Lead	12	8-10*	Arsenic, Lead, Copper, and Nickel
DP-17	Sidewall and Bottom Confirmation Samples	10-12	Arsenic	15	10-12*	Arsenic, Lead, Copper, and Nickel
DP-18	Sidewall and Bottom Confirmation Samples	10-12	TPH-HO	15	10-12*	TPH-D, TPH-HO, BTEX, and lead
DP-21	Sidewall and Bottom Confirmation Samples	6-8	Arsenic	10	6-8*	Arsenic, Lead, Copper, and Nickel
Stockpiles	Stockpile samples	NA	NA	NA	NA	All Constituents of Concern (See Table 3-2).

Notes:

* Samples will be collected from the depth interval shown and including each lithologic unit.

NA - Not Applicable

See Sampling and Analysis Plan Table 2-1 for quantity of stockpile samples.
Soil from the excavations of locations TP-02, DP-11, DP-17, and DP-21 will be field screened for the presence of TPH. Analyses for TPH (all ranges) and BTEX will be added if field screening indicates potential TPH presence.

Adjacent cells may be excavated in a second excavation round following the first set of sample collection. An adjacent cell will be excavated of any sample from the adjoining wall exceeds IARLs.

If necessary, the City and LOTT will continue the excavation of areas known to exceed IARLS (as identified in Figures 3-4 and 3-7) beyond the property boundaries of Parcel 4 and 5. These areas will be excavated until COPC concentrations in confirmation samples collected per Table 2-1 are below the IARLs.

Use of data contained on this sheet is subject to the limitations specified at the end of this document.
O:\008897 - Olympia, City of\008897 - Active Projects\138130 East Bay 4&5 RIFS Amend\IA Report\DRAFT\Appendices\Appendix B - SAP\SAP 100623_bc_clean.docx

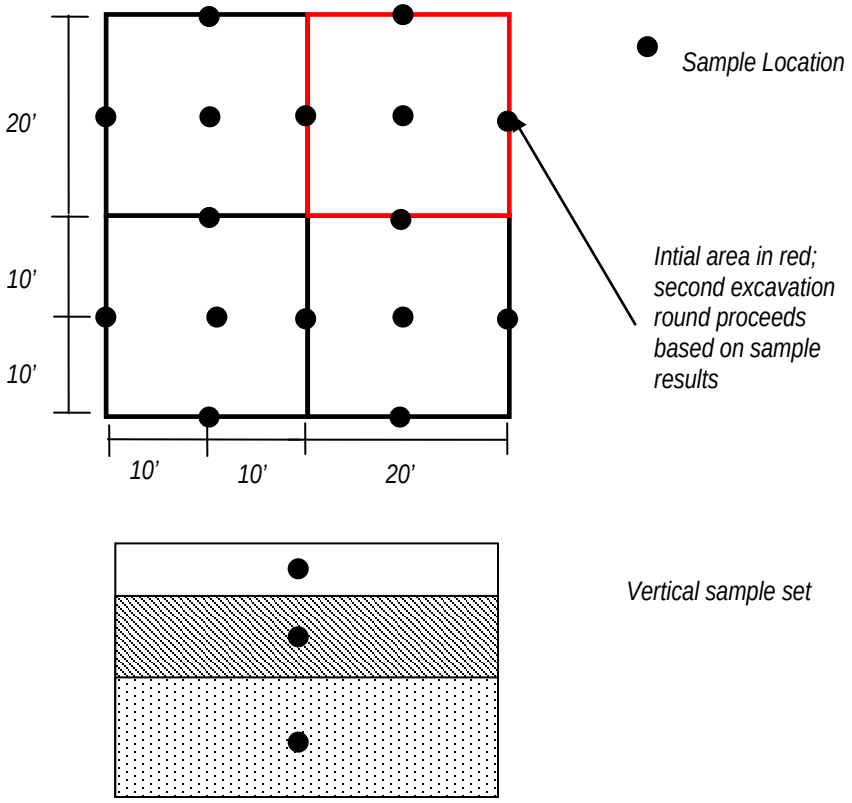

Figure 2-1: Compliance Sampling Plan

2.4 Stockpile Sampling

Separation of material into stockpiles will be directed by the BC PM or their designee. Stockpiles comprised of material from Parcel 4 will be kept distinct from stockpiles comprised of material from Parcel 5. The BC PM or their designee will segregate material into stockpiles based on field screening analysis methods, including PID headspace analysis, sheen testing, visual and olofactory observations, or other appropriate criteria. In addition, the BC PM or their designee will attempt, to the extent practicable, to segrate material so that distict lithologic units are kept separate. Time constraints or site constraints may not always allow for separation by lithology.

Samples will be colleted from stockpiles based on stockpile size. Stockpile dimensions will be measured and stockpile size estimated to facilitate both sample collection and measurement and payment during project implementation. The estimator will be a BC or contracted professional and will estimate stockpile size using current local, state, or national standard methods. The estimator will also conduct Proctor testing to estimate the dry density, optimum moisture, and maximum acheivable compaction. The stockpile sampling schedule is summarized in Table 2-2. Stockpile samples will be analyzed for all of the constituents of concern (see Interim Action Work Plan Table 3-2).

Use of data contained on this sheet is subject to the limitations specified at the end of this document.
O:\008897 - Olympia, City of\008897 - Active Projects\138130 East Bay 4&5 RIFS Amend\IA Report\DRAFT\Appendices\Appendix B - SAP\SAP 100623_bc_clean.docx

Table 2-2. Stockpile Sample Quantity Guide

Stockpile Size (Cubic Yards)	Sample Quantity
0 – 100	3
101 – 500	5
501 – 1000	7
1001 – 2000	10
> 2000	10 + 1 for each additional 500 CY soil

Samples will be collected such that they are spatially distributed around the stockpile. Samples will be collected from the dominant lithology in the stockpile. The BC PM or their designee may collect additional stockpile samples if, in the opinion of the BC PM or the Client, additional samples are warranted based on field conditions.

Stockpiles will be marked with a placard system to designate their usage. A separate placard color will denote unsampled stockpiles, stockpiles sampled and awaiting analytical results, stockpiles with no sample results exceeding IACLs (soils suitable for general reuse), stockpiles with sample results exceeding IACLs but no sample results exceeding IARLs (soils suitable for reuse in capped areas), and stockpiles with sample results exceeding IARLs (soils for off-site disposal). Newly excavated material may only be added to stockpiles that have not been sampled. Stockpile information will be recorded on the placards, including the stockpile number, the date(s) of excavation, stockpile size, the stockpile sample number(s), the date of sampling, the concentrations of any COPCs exceeding IACLs, the concentrations of any COPCs exceeding IARLs, the stockpile status, and the date that the stockpile is authorized for reuse or disposal.

2.5 Sample Designation and Labeling

Each sample collected will be identified by confirmation excavation or stockpile number, location number, and by depth in feet if appropriate. Confirmation sample numbers will begin with the "CNF" designation, while stockpile samples will begin with the "SPL" designation. Location numbers for each sample will be clearly recorded on sketches in the logbooks and sample data sheets.

For instance, a soil sample collected from Confirmation Excavation 1, location 1 at a depth of 7 feet would be identfied as "CNF-1-1-7". The fifth sample from stockpile one would be identified as "SPL-1-5".

Each sample container will be individually labeled with the label affixed directly to the sample container. Information that will be included on the label in the field includes preservation, analysis

Use of data contained on this sheet is subject to the limitations specified at the end of this document.
O:\008897 - Olympia, City of\008897 - Active Projects\138130 East Bay 4&5 RIFS Amend\IA Report\DRAFT\Appendices\Appendix B - SAP\SAP 100623_bc_clean.docx

required, date and time of collection, location, and the sampler's initials. All of these data will be written with indelible waterproof ink. Any additional information regarding the sample collection will be noted in the field logbook; this additional information can include notations if the samples are composite samples or if preservatives were added in the field, for example.

Use of data contained on this sheet is subject to the limitations specified at the end of this document.
O:\008897 - Olympia, City of\008897 - Active Projects\138130 East Bay 4&5 RIFS Amend\IA Report\DRAFT\Appendices\Appendix B - SAP\SAP 100623_bc_clean.docx

3. SAMPLE HANDLING AND CUSTODY

3.1 Sample Handling

Once sample containers have been filled they will be labeled, placed in re-sealable plastic bags (e.g. *Ziploc* ®), and stored in a cooler on ice to maintain a temperature of approximately 4º C. Identification information for each sample will be recorded in the field logbook when the sample is collected.

3.2 Sample Collection Documentation

The field logbooks used during sampling procedures will include the following information:

- initials of person making entry
- date and time of sample collection
- sampling location
- analyses to be performed
- preservation method
- field meter or screening information, if applicable
- general remarks (weather conditions, etc.)

All entries will be made in indelible ink with a ballpoint pen and will be written legibly. Entry errors will be crossed out with a single line, dated, and initialed by the person making the correction. Field logbooks will be reviewed periodically by the BC Project QA Officer, as appropriate. Additionally, a field sampling data sheet will be completed for each sample.

3.3 Custody

A chain-of-custody form will be completed at the time of sample collection and prior to sample shipment or release. The samples will be transported or shipped to the analytical lab in insulated containers within the appropriate holding time and will be accompanied by a chain-of-custody form that identifies the sample bottles, date and time of sample collection, and analyses requested. If shipment is needed, the samples will be packaged and shipped in accordance with U.S. Department of Transportation standards. The original chain-of-custody will be given to the lab with the samples and Brown and Caldwell will retain a copy for their records. Once received by the laboratory, a sample receipt and storage record will be generated. The recommended sample container type and volume, initial preservative and holding time for analytes that may be tested is shown in Table 3-1.

Use of data contained on this sheet is subject to the limitations specified at the end of this document.
O:\008897 - Olympia, City of\008897 - Active Projects\138130 East Bay 4&5 RIFS Amend\IA Report\DRAFT\Appendices\Appendix B - SAP\SAP 100623_bc_clean.docx

The turn around time for the analytical laboratory will typically be within ten days from the sampling date. After analyses, all samples will be disposed of in accordance with federal, state, and local requirements.

Use of data contained on this sheet is subject to the limitations specified at the end of this document.
O:\008897 - Olympia, City of\008897 - Active Projects\138130 East Bay 4&5 RIFS Amend\IA Report\DRAFT\Appendices\Appendix B - SAP\SAP 100623_bc_clean.docx

Table 3-1. Sample Handling and Custody					
Group	Parameter	Container[a]	Initial Preservative[a]	Max Allowable Holding Time	
				Extraction[b]	Analysis[c]
Metals	Arsenic	4-oz glass jar w/ Teflon lined lid	Ice to 4° C	---	6 months
	Lead	4-oz glass jar w/ Teflon lined lid	Ice to 4° C	---	6 months
	Cadmium	4-oz glass jar w/ Teflon lined lid	Ice to 4° C	---	6 months
	Copper	4-oz glass jar w/ Teflon lined lid	Ice to 4° C	---	6 months
	Nickel	4-oz glass jar w/ Teflon lined lid	Ice to 4° C	---	6 months
Semi-Volatiles	cPAHs	4-oz glass jar w/ Teflon lined lid	Ice to 4° C	14 days	40 days
	Total Naphthalenes	4-oz glass jar w/ Teflon lined lid	Ice to 4° C	14 days	40 days
Dioxins / Furans	Dioxins / Furans	4-oz glass jar w/ Teflon lined lid	Ice to 4° C	28 days	40 days
TPH	TPH-G	EnCore Sampler	Ice to 4° C, preserve w/ methanol w/ in 48 hours	---	14 days
	TPH-D	4-oz glass jar w/ Teflon lined lid	Ice to 4° C	---	28 days
	TPH-HO	4-oz glass jar w/ Teflon lined lid	Ice to 4° C	---	28 days
Volatiles	Benzene	EnCore Sampler x 3, o-ring cap	Ice to 4° C, preserve w/ methanol or sodium bisulfate w/ in 48 hours	---	14 days
	Toluene	EnCore Sampler x 3, o-ring cap	Ice to 4° C, preserve w/ methanol or sodium bisulfate w/ in 48 hours	---	14 days
	Ethylbenzene	EnCore Sampler x 3, o-ring cap	Ice to 4° C, preserve w/ methanol or sodium bisulfate w/ in 48 hours	---	14 days
	Total Xylenes	EnCore Sampler x 3, o-ring cap	Ice to 4° C, preserve w/ methanol or sodium bisulfate w/ in 48 hours	---	14 days

[a] Sample containers, volumes, and preservatives will be reevaluated once contract laboratories are chosen and may be changed based on recommendations from the lab(s).
[b] Starting from the date of collection
[c] Starting from the date of extraction; if no extraction, starting from the date of collection

Use of data contained on this sheet is subject to the limitations specified at the end of this document.
O:\008897 - Olympia, City of\008897 - Active Projects\138130 East Bay 4&5 RIFS Amend\IA Report\DRAFT\Appendices\Appendix B - SAP\SAP 100623_bc_clean.docx

3.4 Laboratory Chain-of-Custody Procedures

Laboratory COC procedures for sample receiving and log-in, sample storage, tracking during sample preparation and analysis, and storage of data will be described in the laboratory SOPs and laboratory Quality Manuals of the selcted laboratory. Minimum requirements are described below.

On arrival at the laboratory, all samples will be inspected thoroughly to confirm that the integrity of the samples and containers has not been compromised. The cooler custody seals will be inspected to verify that they are still intact and were properly signed and dated by the field sampling team. The temperature of the cooler temperature blank will be determined and recorded. If the temperature of the cooler blank does not fall into the range of 4 ± 2 °C the Project Manager will be notified immediately. The exception to this will be if samples are delivered from the Site same-day to the laboratory. In this circumstance, the cooler temperature blank and samples may not have cooled during transport and elevated temperatures will be considered acceptable as long as ice is present in the cooler. The individual sample containers will be inspected to verify that each has a sample label. The condition of the samples will be noted on the COC form.

The sample containers will be checked against the accompanying COC to verify that the cooler contents are identical to the samples described on the COC documents. If discrepancies exist, they will be reported to the Laboratory QA Officer, who will immediately notify the BC PM. The problem will be resolved, in writing, before analytical work begins. After the Laboratory Sample Custodian has determined that the samples are in satisfactory condition and the documents are in order, a sample log-in sheet will be initiated and will serve as documentation of the condition of the samples upon receipt and their assigned laboratory numbers.

The sample log-in sheet will include information from field notes from the COC forms that reflect any special care or concerns that should be taken with the sample (e.g., the sampler suspects high concentration of an analyte due to field observations or historical concentration).

After the samples have been entered into the laboratory tracking system, copies of the log-in forms and COC records will be sent to the BC Project QA Officer, who will verify that the specified samples and parameters correspond to the samples and parameters identified in the SAP. The samples will be placed in a secured storage area, under the conditions called for by the analytical method, until removed for analysis.

Samples delivered on Saturday will be received by the Laboratory Sample Custodian and placed in a secure location until they can be logged in on the next business day.

3.5 Analytical Methods

Field measurements will be conducted by Brown and Caldwell staff using portable meters and field test kits that employ EPA-approved methods. Field measurements will be taken using the procedures recommended by the manufacturer of the meter or test kit and procedures discussed in the SOP for Field Data Collection, where applicable. Results of all field measurements will be recorded in field logbooks and on field data sheets.

Laboratory analyses will be conducted by NELAC-certified analytical laboratories using methods approved by the EPA and Washington State. Proposed analytical methods are provided in Table 1-

Use of data contained on this sheet is subject to the limitations specified at the end of this document.
O:\008897 - Olympia, City of\008897 - Active Projects\138130 East Bay 4&5 RIFS Amend\IA Report\DRAFT\Appendices\Appendix B - SAP\SAP 100623_bc_clean.docx

3. Alternative methods may be requested by the laboratories performing analyses. These alternative methods may be used only upon written approval from the QA Officer. Major laboratory equipment or instruments that will be utilized include a gas chromatography/mass spectrometer (GC/MS), inductively coupled plasma mass spectrometer (ICP-MS), high performance liquid chromatography (HPLC), automated colorimeter, ion chromatograph, and a carbon detector. If any instrument failures occur, the laboratory will take immediate corrective action and notify the QA Officer if the quality of sample results was compromised.

3.6 Sample Archival

Samples and sample extracts for all analyses will be held under custody at 4 ± 2 °C by the laboratory for a minimum of 60 days after the laboratory's final report is issued.

Use of data contained on this sheet is subject to the limitations specified at the end of this document.
O:\008897 - Olympia, City of\008897 - Active Projects\138130 East Bay 4&5 RIFS Amend\IA Report\DRAFT\Appendices\Appendix B - SAP\SAP 100623_bc_clean.docx

4. DOCUMENTATION, RECORDS, AND DATA PACKAGES

This section presents the procedures for documentation, records, and data management for the IA sampling.

4.1 Project Documentation and Records

Project documents will be controlled through an organized project filing system. Project and task numbers will be printed on each document. Analytical/technical files will include work products generated during the project. Field books, field observations, photographs, and other field related documents will be prepared and will also be placed in the project files. Laboratory sample results will be controlled, reviewed, and validated as required by the SAP. Original incoming documents will be date-stamped upon arrival and will be placed in the files.

The project manager will contact the analytical laboratories, subcontractor, or private sources prior to receiving the data report to review the report status. This will provide an opportunity to identify potential QA issues or potential delivery delays. This will also provide an opportunity to implement corrective actions when most appropriate.

Data received from the field, analytical laboratories, subcontractors, or private sources will be tabulated on a spreadsheet or database and will be subjected to QC procedures, including comparing raw data to the original source, verifying calculations, and confirming data summaries. Data distribution will not occur until data review has been completed.

Work products will be checked before final use. This includes checking calculations, reports, plans, etc. with various levels of review. The BC PM will be responsible for the review of work as an element of his project responsibilities and for the overall quality of the work. One or more discipline-specific Technical Director(s) may be assigned by the PM. Further, assignments may be made outside the project team, as needed, for QC purposes.

4.2 Laboratory Data Package Deliverables

The laboratory will provide one paper-copy original and one electronic copy (pdf format) of each laboratory data report to the BC PM. EDDs will also be required for the project database. Laboratory deliverables are required within 15 calendar days of receiving samples.

4.2.1 Paper Copy Data Package

The data package shall consist of the following, at a minimum:

Detailed Case Narrative:

- Date of issuance.

Use of data contained on this sheet is subject to the limitations specified at the end of this document.
O:\008897 - Olympia, City of\008897 - Active Projects\138130 East Bay 4&5 RIFS Amend\IA Report\DRAFT\Appendices\Appendix B - SAP\SAP 100623_bc_clean.docx

- Laboratory analyses performed, modifications to the methods, and impact on the data.
- Any deviations from intended analytical strategy.
- Laboratory batch number.
- Numbers of samples and respective matrices.
- QC procedures utilized and also references to the acceptance criteria.
- Laboratory report contents.
- Project name and number.
- Condition of samples 'as-received'.
- Discussion of whether or not sample holding times were met, and if holding times were not met, a demonstration of the validity of the data.
- Discussion of technical problems or other observations which may have created analytical difficulties.
- Discussion of any laboratory QC checks which failed to meet project criteria and the effect on the data.
- Signature of the Laboratory QA Officer and/or Laboratory Director or designee.
- Description of laboratory data qualifiers used.
- Definitions of acronyms and qualifiers.

Chemistry Data Package:

- Report of analysis with units clearly labeled with supporting raw data and expressed to the appropriate number of significant figures.
- Results of method blanks with supporting raw data.
- Summary table showing relationship of field samples to QC samples.
- Surrogate recovery summaries.
- Laboratory control sample summary with supporting raw data.
- Matrix spike summary with supporting raw data.
- Laboratory duplicate summary with supporting raw data (where applicable).
- Matrix spike duplicate summary with supporting raw data (where applicable).
- Tune summary for gas chromatography/mass spectrometry.
- Initial calibration summary and supporting raw data.
- Continuing calibration summary and supporting raw data.
- Internal standard summary.
- Instrument sensitivity check (CRI or equivalent).
- Interference check sample summary.
- Run logs.
- Sample preparation logs.
- Laboratory method detection limits.
- ICP linear ranges.
- Laboratory acceptance limits for QC samples.
- Internal and external chains of custody.
- Sample raw data.

Use of data contained on this sheet is subject to the limitations specified at the end of this document.
O:\008897 - Olympia, City of\008897 - Active Projects\138130 East Bay 4&5 RIFS Amend\IA Report\DRAFT\Appendices\Appendix B - SAP\SAP 100623_bc_clean.docx

4.2.2 Electronic Data Deliverable (EDD)

The laboratory shall furnish an EDD for all analyses. The electronic deliverable shall be provided in a flat-file database table populated, but not limited to the following fields:

- FACILITY_ID
- LABNAME
- LAB_SAMP
- FIELD_SAMP
- MEDIUM
- SAMP_DATE
- SAMP_TIME
- PARAM
- CAS_NO
- DL_FLAG
- CONC
- UNITS
- QUAL
- DILUTION
- METH_ID
- MDL
- PQL
- PROJ_QL
- REC_DATE
- EXTR_DATE
- ANALY_DATE

The EDD should include both the results of samples collected in the field and the results of those performed as part of laboratory QA/QC including internal duplicates, check standards, internal spikes, and MS/MSD samples. Results in the EDD shall include surrogate recoveries for each sample expressed as percent (%) recovered. In accordance with WAC 173-340-840(5) and Ecology Toxics Cleanup Program Policy 840 (Data Submittal Requirements), data generated shall be submitted to Ecology in both a written and electronic format. All data collected for the Interim Action will be entered into Ecology's Environmental Information Management (EIM) database.

4.3 Data Tracking, Storage, and Control

The final project files will be maintained by the BC PM. The content of the project file will include, at a minimum, all relevant records, reports, correspondence, logs, field logbooks, laboratory sample preparation and analysis raw data, original laboratory data packages, pictures, subcontractor's reports including data validation reports, assessment reports, progress reports, and chain-of-custody (COC) records/forms. Specific data storage and control requirements are described in the QAPP.

Use of data contained on this sheet is subject to the limitations specified at the end of this document.
O:\008897 - Olympia, City of\008897 - Active Projects\138130 East Bay 4&5 RIFS Amend\IA Report\DRAFT\Appendices\Appendix B - SAP\SAP 100623_bc_clean.docx

PARCEL 4 AND 5 INTERIM ACTION
SAMPLING AND ANALYSIS PLAN

5. LIMITATIONS

Report Limitations

This document was prepared solely for the City of Olympia and the LOTT Alliance in accordance with professional standards at the time the services were performed and in accordance with the contract between Brown and Caldwell and the City of Olympia dated September 4, 2009, and the contract between Brown and Caldwell and the LOTT Alliance dated June 18, 2008. This document is governed by the specific scope of work authorized by the City of Olympia and the LOTT Alliance; it is not intended to be relied upon by any other party except for regulatory authorities contemplated by the scope of work. We have relied on information or instructions provided by the the City of Olympia, the LOTT Alliance and other parties and, unless otherwise expressly indicated, have made no independent investigation as to the validity, completeness, or accuracy of such information.

Use of data contained on this sheet is subject to the limitations specified at the end of this document.
O:\008897 - Olympia, City of\008897 - Active Projects\138130 East Bay 4&5 RIFS Amend\IA Report\DRAFT\Appendices\Appendix B - SAP\SAP 100623_bc_clean.docx

REFERENCES

Use of data contained on this sheet is subject to the limitations specified at the end of this document.
O:\008897 - Olympia, City of\008897 - Active Projects\138130 East Bay 4&5 RIFS Amend\IA Report\DRAFT\Appendices\Appendix B - SAP\SAP 100623_bc_clean.docx

REFERENCES

EPA 1999. *USEPA Contract Laboratory Program National Functional Guidelines for Organic Data Review.* EPA 540/R-99/008. United States Environmental Protection Agency Office of Emergency and Remedial Response. October.

EPA 2000. U.S. Environmental Protection Agency.

EPA 2002. United States Environmental Protection Agency. 2002. *Guidance on Environmental Data Verification and Data Validation* (EPA QA/G-8), November.

EPA 2004. *USEPA Contract Laboratory Program National Functional Guidelines for Inorganic Data Review.* EPA 540-R-04-004. Office of Superfund Remediation and Technology Innovation (OSRTI), United States Environmental Protection Agency. October.

SM 1998. Standard Methods for the Examination of Water and Wastewater, 20th Edition, 1998. American Public Health Association, American Water Works Association, and Water Environment Federation.

Use of data contained on this sheet is subject to the limitations specified at the end of this document.
O:\008897 - Olympia, City of\008897 - Active Projects\138130 East Bay 4&5 RIFS Amend\IA Report\DRAFT\Appendices\Appendix B - SAP\SAP 100623_bc_clean.docx

Attachment C: Quality Assurance Project Plan

PARCEL 4 AND 5 IA

QUALITY ASSURANCE PROJECT PLAN

Prepared for
The City of Olympia and the LOTT Alliance
Olympia, WA
6/23/2010

THE CITY OF OLYMPIA / THE LOTT ALLIANCE
PARCEL 4 AND 5 INTERIM ACTION
QUALITY ASSURANCE PROJECT PLAN

Prepared for

The City of Olympia and the LOTT Alliance

Olympia, WA

6/23/2010

Brown and Caldwell

724 Columbia Street NW, Suite 420

Olympia, WA 98501

TABLE OF CONTENTS

LIST OF TABLES III

LIST OF ACRONYMS IV

1. PROJECT MANAGEMENT 1-1
- 1.1 Monitoring Program Task Organization 1-1
  - 1.1.1 Involved Parties and Roles. 1-1
  - 1.1.2 Quality Assurance Officer Role 1-2
  - 1.1.3 Persons Responsible for QAPP Update and Maintenance 1-2
- 1.2 Problem Definition 1-3
- 1.3 Regulatory Agencies and Applicable Regulatory Limits 1-3
- 1.4 Project Description 1-3
- 1.5 Project Schedule 1-3
- 1.6 Sampling Constraints 1-3
- 1.7 Data Quality Objectives 1-4
  - 1.7.1 Accuracy 1-5
  - 1.7.2 Precision 1-5
  - 1.7.3 Representativeness 1-6
  - 1.7.4 Completeness 1-6
  - 1.7.5 Comparability 1-6
- 1.8 Quality Control Limits 1-6
- 1.9 Training and Certification 1-6
- 1.10 Documents and Records 1-7
  - 1.10.1 Project Documents, Records, and Electronic Files 1-7
  - 1.10.2 Retention of Project Documentation 1-7
  - 1.10.3 Distribution of QAPP Revisions 1-7

2. DATA GENERATION AND ACQUISITION 2-1
- 2.1 Sampling Process Design 2-1
- 2.2 Sampling Methods 2-1
- 2.3 Sample Handling and Custody 2-1
- 2.4 Analytical Methods 2-3
- 2.5 Quality Control 2-3
  - 2.5.1 Quality Control for Field Measurements 2-3
  - 2.5.2 Quality Control for Laboratory Analyses 2-4
  - 2.5.3 Additional Laboratory Quality Control Requirements 2-6
  - 2.5.4 Assessing Data Quality Objectives using QC Samples 2-6
- 2.6 Instrument and Equipment Testing, Inspection, and Maintenance 2-7
  - 2.6.1 Field Equipment 2-8
  - 2.6.2 Laboratory Equipment 2-8
- 2.7 Instrument/Equipment Calibration and Frequency 2-8

Use of data contained on this sheet is subject to the limitations specified at the end of this document.
O:\008897 - Olympia, City of\008897 - Active Projects\138130 East Bay 4&5 RIFS Amend\IA Report\DRAFT\Appendices\Appendix C - QAPP\QAPP 100623_bc_clean.docx

2.7.1 Field Instruments 2-8
2.7.2 Laboratory Instruments 2-9
2.8 Inspection/Acceptance of Supplies and Consumables 2-9
2.9 Non-Direct Measurements (Existing Data) 2-9
2.10 Data Management 2-9
2.10.1 Field Data 2-9
2.10.2 Analytical Data 2-9
2.10.3 Database Maintenance 2-9
2.10.4 Data Submittal 2-9

3. ASSESSMENT AND OVERSIGHT 3-1
3.1 Assessments and Response Actions 3-1
3.2 Deliverables and Reporting 3-1

4. DATA VALIDATION AND USABILITY 4-1
4.1 Data Review, Verification, and Validation Requirements 4-1
4.2 Verification and Validation Methods 4-1
4.3 Reconciliation with User Requirements 4-2

5. LIMITATIONS ..... B
Report Limitations ..... B

REFERENCES C

REFERENCES 1

Use of data contained on this sheet is subject to the limitations specified at the end of this document.
O:\008897 - Olympia, City of\008897 - Active Projects\138130 East Bay 4&5 RIFS Amend\IA Report\DRAFT\Appendices\Appendix C - QAPP\QAPP 100623_bc_clean.docx

LIST OF TABLES

Table 1-1. Brown and Caldwell and Client Staff 1-2
Table 1-2. Monitoring Program Timeline 1-3
Table 1-3. Quality Control Limits 1-5
Table 2-1. Sample Handling and Custody 2-2
Table 2-2. Field Instrument Calibration and Frequency 2-9
Table 3-1. QA Management Reports 3-1

Use of data contained on this sheet is subject to the limitations specified at the end of this document.
O:\008897 - Olympia, City of\008897 - Active Projects\138130 East Bay 4&5 RIFS Amend\IA Report\DRAFT\Appendices\Appendix C - QAPP\QAPP 100623_bc_clean.docx

LIST OF ACRONYMS

BC	Brown and Caldwell
˚C	degrees Celsius
CCL	contaminant candidate list
COPC	constituent of potential concern
CRM	certified reference materials
DI	Deionized water
DO	dissolved oxygen
DOC	dissolved organic carbon
DRL	detection limits for purposes of reporting (Title 22)
DQO	data quality objective
EC	electrical conductivity
Ecology	Washington State Department of Ecology
EDD	electronic database deliverable
EDMS	environmental database management system
EPA	United States Environmental Protection Agency
GC/MS	gas chromatography/mass spectrometry
HPLC	high performance liquid chromatography
ICP/MS	inductively coupled plasma mass spectrometry
IS	internal standard
LCM	laboratory control material
LCS	laboratory control spike
LCSD	laboratory control spike duplicate
MCL	maximum contaminant levels
MDL	method detection limit
µg/L	micrograms per liter
µS/cm	microsiemens per centimeter
mg/L	milligrams per liter
MP	Monitoring Plan
MPN	most probable number
MS	matrix spike
MSD	matrix spike duplicate
N	nitrogen
NIST	National Institute of Standards and Technology
P	phosphorus
QA	quality assurance
QAPP	Quality Assurance Project Plan
QC	quality control
RPD	relative percent difference
SM	Standard Methods for the Examination of Water and Wastewaterr
SOP	standard operating procedure
SWAMP	Surface Water Ambient Monitoring Program
TOC	total organic cargon
TRL	target reporting limit
USEPA	United States Environmental Protection Agency
USGS	United States Geological Survey
WQ	water quality

Use of data contained on this sheet is subject to the limitations specified at the end of this document.
O:\008897 - Olympia, City of\008897 - Active Projects\138130 East Bay 4&5 RIFS Amend\IA Report\DRAFT\Appendices\Appendix C - QAPP\QAPP 100623_bc_clean.docx

1. PROJECT MANAGEMENT

1.1 Monitoring Program Task Organization

Organization of the Project team for the Parcel 4 and 5 Interim Action and associated tasks are described in the following sections.

1.1.1 Involved Parties and Roles.

This Quality Assurance Project Plan (QAPP) has been prepared for the Parcel 4 and 5 Interim Action. Within this QAPP are descriptions of methods that will be used to assure and control the quality of monitoring data collected for Parcel 4 and 5 Interim Action. Specific details regarding the sampling and analyses for specific Sites are not included in the QAPP, but are discussed separately in the Site specific Sampling and Analysis Plan (SAP). Together, these two documents serve to completely describe the quality assurance / quality control (QA/QC) program that will be implemented as part of the Interim Action.

DRAFT for review purposes only.
Use of data contained on this sheet is subject to the limitations specified at the end of this document.
O:\008897 - Olympia, City of\008897 - Active Projects\138130 East Bay 4&5 RIFS Amend\IA Report\DRAFT\Appendices\Appendix C - QAPP\QAPP 100623_bc_clean.docx

Table 1-1 Staff			
Name	Affiliation	Title	Contact Information
Steve Teel	Washington State Department of Ecology	Site Manager	ph:(360) 407-6247 stee461@ecy.wa.gov
Rick Dougherty	City of Olympia	Project Manager	ph:(360) 753-8485 rdougher@ci.olympia.wa.us
Eric Hielema	LOTT Alliance	Project Manager	ph:(360) 528-5705 erichielema@lottonline.org
TBD	Brown and Caldwell	Project Manager	ph:(360) 943-7525
TBD	Brown and Caldwell	QA Officer	ph:(360) 943-7525
TBD	Brown and Caldwell	Data Management Coordinator	TBD
TBD	Contact Analytical Lab (TBD)	Laboratory Director	TBD
Kate Green	Brown and Caldwell	Sampling Support	ph:(360) 943-7525 kgreen@brwncald.com
John Turk	Brown and Caldwell	Technical Advisor	ph:(360) 943-7525 jturk@brwncald.com

Notes:
QA = Quality Assurance
BC = Brown and Caldwell

1.1.2 Quality Assurance Officer Role

The QA Officer is responsible for monitoring and verifying implementation of the quality assurance and quality control (QA/QC) procedures found in this QAPP and its referenced Standard Operating Procedures (SOPs). The QA Officer is independent of the personnel that will generate data for this project. Key personnel assigned to the project will have reviewed the QAPP and SAP, and will be instructed by the QA Officer regarding the requirements of the QA/QC program. The QA Officer will work with the Client Project Manager and Department of Ecology to ensure that QAPP objectives are being met and the team will continually assess the effectiveness of the QA/QC program and recommend modifications, as needed.

1.1.3 Persons Responsible for QAPP Update and Maintenance

If necessary, the QA Officer, with concurrence from the Client Project Manager, may revise and update the QAPP after presenting the evidence for such changes and obtaining the approval from Department of Ecology. Revisions that occur after the original QAPP is approved will be indicated on the QAPP title page and will be distributed to all parties listed in Table 1-1.

Use of data contained on this sheet is subject to the limitations specified at the end of this document.
O:\008897 - Olympia, City of\008897 - Active Projects\138130 East Bay 4&5 RIFS Amend\IA Report\DRAFT\Appendices\Appendix C - QAPP\QAPP 100623_bc_clean.docx

1.2 Problem Definition

Samples will be collected to confirm the extent of contaminated areas and to classify stockpiled soils as suitable for general reuse, suitable for reuse in capped areas, or to designate soil from disposal. Sample results for soils designated for disposal will be communicated to the disposal facility.

1.3 Regulatory Agencies and Applicable Regulatory Limits

The project is under the oversight of the Washington State Department of Ecology. Cleanup Levels and Remediation Levels for the project are established under the Model Toxics Cleanup Act (MTCA) and defined in the Interim Action Work Plan.

1.4 Project Description

The project was designed to remove contaminated soil from the site and to classify soils remaining on the site as suitable for general reuse or suitable for reuse in capped areas. A detailed description of the constituents to be monitored and the information used to develop the list of constituents is discussed in the Interim Action Work Plan and the SAP.

1.5 Project Schedule

The anticipated schedule for tasks associated with Parcel 4 and 5 Interim Action is shown in Table 1-2 below. Specific project schedules will be described in the SAPs.

Table 1-2. Program Timeline

Task	Anticipated Date of Initiation	Anticipated Date of Completion	Deliverable
Draft IA Work Plan, SAP, and QAPP		6/9/2010	Draft SAP and QAPP
Final IA Work Plan, SAP and QAPP	7/6/2010	8/6/2010	Final SAP and QAPP
Iterim IA Soil Sampling Report	TBD	TBD	Summary report, chain-of-custody forms, lab reports
Interim IA Soil Sampling Report	TBD	TBD	Summary report, chain-of-custody forms, lab reports
IA Report	TBD	TBD, within 60 days of completion of field work	Chapter in the report

1.6 Sampling Constraints

Sampling constraints typically encountered during sampling include safety of sampling personnel and cost considerations.

Sampling results must be complete before major earth-moving activities (stockpile disposal, excavation backfill, etc.). Timing constraints or missed events are therefore not anticipated.

Use of data contained on this sheet is subject to the limitations specified at the end of this document.
O:\008897 - Olympia, City of\008897 - Active Projects\138130 East Bay 4&5 RIFS Amend\IA Report\DRAFT\Appendices\Appendix C - QAPP\QAPP 100623_bc_clean.docx

1.7 Data Quality Objectives

DQOs have been selected for this project based on the expected data usage and are designed to ensure that accurate, precise, representative, and complete data are collected throughout the monitoring program. The DQOs are summarized in Table 1-3. Descriptions of how the DQOs will be assessed are provided in Section 1.7.

Use of data contained on this sheet is subject to the limitations specified at the end of this document.
O:\008897 - Olympia, City of\008897 - Active Projects\138130 East Bay 4&5 RIFS Amend\IA Report\DRAFT\Appendices\Appendix C - QAPP\QAPP 100623_bc_clean.docx

Table 1-3. Parcel 4 and 5 IA Quality Control Limits				
Constituents	Proposed Methods	Reporting Limits	Accuracy Limits	Precision Limits (RPD)
Soil COPCs				
Arsenic	EPA 6020A	0.2 mg/Kg	± 30%	30%
Cadmium	EPA 6020A	0.2 mg/Kg	± 30%	30%
Lead	EPA 6020A	1 mg/Kg	± 30%	30%
Copper	EPA 6020A	0.2 mg/Kg	± 30%	30%
Nickel	EPA 6020A	0.5 mg/Kg	± 30%	30%
cPAHs	EPA 8270C / EPA 8270C-SIM	0.01 mg/Kg	± 30%	30%
Dioxins / Furans	EPA 1613 / EPA 8290	3 pg/g	± 30%	30%
TPH-D	NWTPH-Dx	25 mg/Kg	± 30%	30%
TPH-HO	NWTPH-Dx	25 mg/Kg	± 30%	30%
TPH-G	NWTPH-Gx	10 mg/Kg	± 30%	30%
Benzene	EPA 8260B	0.01 mg/Kg	± 30%	30%
Toluene	EPA 8260B	0.01 mg/Kg	± 30%	30%
Ethylbenzene	EPA 8260B	0.01 mg/Kg	± 30%	30%
Total Xylenes	EPA 8260B	0.03 mg/Kg	± 30%	30%
Total Naphthalenes	EPA 8270C / EPA 8270C-SIM	0.3 mg/Kg	± 30%	30%

1.7.1 Accuracy

Accuracy describes how close an analytical measurement is to its true value. Accuracy is typically measured by analyzing a sample of known concentration (prepared using analytical-grade standards) and comparing the analytical result with the known concentration. Accuracy objectives for all constituents are summarized in Table 1-3.

1.7.2 Precision

Precision describes how well repeated measurements agree. Precision is typically evaluated by comparing analytical results from duplicate (also called replicate) samples and calculating the relative percent difference (RPD), where RPD is defined as:

$$RPD = \left(\frac{|C_1 - C_2|}{\left(\frac{C_1 + C_2}{2} \right)} \right) \times 100$$, where C_1 and C_2 are the analytical results for both duplicates

Precision will be measured using both field and laboratory duplicates in addition to duplicate laboratory control spikes.

Use of data contained on this sheet is subject to the limitations specified at the end of this document.
O:\008897 - Olympia, City of\008897 - Active Projects\138130 East Bay 4&5 RIFS Amend\IA Report\DRAFT\Appendices\Appendix C - QAPP\QAPP 100623_bc_clean.docx

1.7.3 Representativeness

The representativeness of the data is mainly dependent on the sampling locations (spatial), sampling frequency (temporal), sample collection procedures, and analytical constituents and methods. The sampling approach (described in detail within the individual Site SAPs) has been developed to ensure that all data collected during this project are representative to the extent possible.

1.7.4 Completeness

Completeness, which is expressed as a percentage, is calculated by subtracting the number of rejected and unreported results from the total planned results and dividing by the total number of planned results. Estimated results do not count against completeness because they are considered usable as long as any limitations are identified. Results rejected because of out-of-control analytical conditions, severe matrix effects, broken or spilled samples, or samples that could not be analyzed for any other reason are subtracted from the total planned number of results to calculate completeness. Though regulations currently do not require a specific percentage of data completeness, it is expected that the measurement techniques selected for use in this project are capable of generating data that is of 90 percent completeness for field and laboratory analyses.

1.7.5 Comparability

Comparability evaluates whether the reported data are comparable with similar data reported by other organizations. The use of approved analytical methods and certified laboratories will provide some level of comparability. Evaluation of performance evaluation samples is another measure of comparability. Certified laboratories are required to analyze performance evaluation samples on a regular basis to evaluate the comparability of their reported results.

1.8 Quality Control Limits

The quality control (QC) limits for precision and accuracy are provided in Table 1-3. These limits will be used to qualify data and alert the data users of any identified bias or uncertainty in results. Laboratories will follow method criteria and the laboratory's QA/QC manual and procedures for corrective action during sample analysis. Laboratories shall report detection limits based on current statistical detection limit studies and reporting limits based on the low standards in their calibration curves. Laboratory reporting limits should not exceed the maximum allowable reporting limits provided in Table 1-3. Proposed analytical methods shall be used unless written approval for alternative methods is given.

1.9 Training and Certification

Field personnel that participate in sampling will have reviewed the QAPP and SAP for the specific Site project, and will be instructed by the QA Officer. Training will occur prior to the beginning of the program and semi-annually thereafter through QC sessions, where QC procedures will be reviewed. Field personnel will have been trained prior to the first sampling event in sample collection procedures (including QA/QC, grab sampling techniques, completing laboratory chain-of-custody forms, and proper handling of water samples), and field analysis (including instrument calibration, data recording procedures, and interpretation of collected data).

Use of data contained on this sheet is subject to the limitations specified at the end of this document.
O:\008897 - Olympia, City of\008897 - Active Projects\138130 East Bay 4&5 RIFS Amend\IA Report\DRAFT\Appendices\Appendix C - QAPP\QAPP 100623_bc_clean.docx

All laboratories utilized to perform analytical services will be certified by NELAC. Laboratory personnel will be certified and trained as required by the laboratory's quality assurance manuals. The laboratory director of the primary analytical lab will be provided a copy of this QAPP.

Documentation of training for field staff will be maintained by Brown and Caldwell. Documentation will include a record of the training topic, training date, name and title of instructor, whether the class was an initial training or a refresher course, and whether the course was completed satisfactorily.

1.10 Documents and Records

1.10.1 Project Documents, Records, and Electronic Files

The documents and records that will be generated during this project include the following:

Quality Assurance Project Plan: The QAPP (this document) contains details on the QA and QC procedures that will be implemented throughout the project.

Sampling and Analysis Plans: The SAPs contain information regarding sampling locations, frequencies, and sample collection methods.

Field Records. The Brown and Caldwell Project Manager or other designee will maintain all field records, including field data sheets documenting results of field analyses and QC samples, a logbook documenting equipment maintenance and calibration, and sample collection and handling documentation (copies of chain-of-custody forms, shipping receipts, etc.).

Laboratory Records. Analytical labs will maintain sample receipt and storage documentation, instrument calibration logs, raw data and QC sample records.

Data validation records. Field data sheets, field QC results, chain-of-custody forms, and lab reports from each sampling event will be reviewed by the QA Officer and a data validation record will be generated which summarizes the quality of the collected data.

Project database: The Brown and Caldwell Olympia, WA office will be used to store all laboratory and field data gathered during this project. The database will be continually updated and managed as described in Section 2.9. At the completion of the project, data may be electronically submitted to the City of Olympia and the LOTT Alliance upon request.

1.10.2 Retention of Project Documentation

The original data sheets, equipment maintenance/calibration logs, chain-of-custody forms, lab reports, field records, training documents and data validation records will be stored by Brown and Caldwell until the end of the project. All records will be maintained by Brown and Caldwell and analytical labs for five years after project completion.

1.10.3 Distribution of QAPP Revisions

Revisions that occur after the original QAPP is approved will be indicated on the QAPP title page and will be distributed by the QA Officer to all parties listed in Table 1-1.

Use of data contained on this sheet is subject to the limitations specified at the end of this document.
O:\008897 - Olympia, City of\008897 - Active Projects\138130 East Bay 4&5 RIFS Amend\IA Report\DRAFT\Appendices\Appendix C - QAPP\QAPP 100623_bc_clean.docx

Use of data contained on this sheet is subject to the limitations specified at the end of this document.
O:\008897 - Olympia, City of\008897 - Active Projects\138130 East Bay 4&5 RIFS Amend\IA Report\DRAFT\Appendices\Appendix C - QAPP\QAPP 100623_bc_clean.docx

2. DATA GENERATION AND ACQUISITION

2.1 Sampling Process Design

The individual Site SAPs will provide a detailed description of the sampling approach and rationale that was used to select sampling locations, sampling frequencies, and constituents that will be analyzed.

2.2 Sampling Methods

Proper sample collection procedures are essential to ensure that representative and reliable data are being collected. Sample collection will be performed according to the SOP for Sample Collection, Documentation, and Delivery, included as Appendix I to the IA Work Plan. In general, the QA procedures that will be followed during sample collection include the following:

- Soil grab samples will be collected by hand or from the excavator bucket.
- Sample collection will be performed in such a manner as to minimize disturbance of surrounding soils.
- Soil grab samples will be transferred to sample jars carefully to minimize exposure to external influences such as wind, dust, or rain.
- Sample jars will be labeled (e.g., date, time, location, method) immediately after collection.
- Sampling date and time and sampler's initials will be added to the chain of custody form immediately after sampling.
- If problems occur during sampling, the QA Officer will be notified. The source of the problem will be identified and the appropriate corrective action taken. These incidents will be documented in the project folder and filed with the appropriate data package. If the problem compromised the quality of collected data, the data will be flagged within the database.

2.3 Sample Handling and Custody

Once sample containers have been filled they will be labeled, placed in re-sealable plastic bags (e.g. *Ziploc* ®), and stored in a cooler on ice to maintain a temperature of approximately 4º C. Identification information for each sample will be recorded in the field logbook when the sample is collected. A chain-of-custody form will be completed at the time of sample collection and prior to sample shipment or release. The samples will be transported or shipped to the analytical lab in insulated containers within the appropriate holding time and will be accompanied by a chain-of-custody form that identifies the sample bottles, date and time of sample collection, and analyses requested. If shipment is needed, the samples will be packaged and shipped in accordance with U.S. Department of Transportation standards. The original chain-of-custody will be given to the lab with

Use of data contained on this sheet is subject to the limitations specified at the end of this document.
O:\008897 - Olympia, City of\008897 - Active Projects\138130 East Bay 4&5 RIFS Amend\IA Report\DRAFT\Appendices\Appendix C - QAPP\QAPP 100623_bc_clean.docx

the samples and Brown and Caldwell will retain a copy for their records. Once received by the laboratory, a sample receipt and storage record will be generated. The recommended sample container type and volume, initial preservative and holding time for analytes that may be tested is shown in Table 2-1. The turn around time for the analytical laboratory will typically be within ten days from the sampling date. After analyses, all samples will be disposed of in accordance with federal, state, and local requirements.

Table 2-1. Sample Handling and Custody

Group	Parameter	Container[a]	Initial Preservative[a]	Max Allowable Holding Time	
				Extraction[b]	Analysis[c]
Metals	Arsenic	4-oz glass jar w/ Teflon lined lid	Ice to 4° C	---	6 months
	Lead	4-oz glass jar w/ Teflon lined lid	Ice to 4° C	---	6 months
	Cadmium	4-oz glass jar w/ Teflon lined lid	Ice to 4° C	---	6 months
	Copper	4-oz glass jar w/ Teflon lined lid	Ice to 4° C	---	6 months
	Nickel	4-oz glass jar w/ Teflon lined lid	Ice to 4° C	---	6 months
Semi-Volatiles	cPAHs	4-oz glass jar w/ Teflon lined lid	Ice to 4° C	14 days	40 days
	Total Naphthalenes	4-oz glass jar w/ Teflon lined lid	Ice to 4° C	14 days	40 days
Dioxins / Furans	Dioxins / Furans	4-oz glass jar w/ Teflon lined lid	Ice to 4° C	28 days	40 days
TPH	TPH-G	EnCore Sampler	Ice to 4° C, preserve w/ methanol w/ in 48 hours	---	14 days
	TPH-D	4-oz glass jar w/ Teflon lined lid	Ice to 4° C	---	28 days
	TPH-HO	4-oz glass jar w/ Teflon lined lid	Ice to 4° C	---	28 days
Volatiles	Benzene	EnCore Sampler x 3, o-ring cap	Ice to 4° C, preserve w/ methanol or sodium bisulfate w/ in 48 hours	---	14 days
	Toluene	EnCore Sampler x 3, o-ring cap	Ice to 4° C, preserve w/ methanol or sodium bisulfate w/ in 48 hours	---	14 days
	Ethylbenzene	EnCore Sampler x 3, o-ring cap	Ice to 4° C, preserve w/ methanol or sodium bisulfate w/ in 48 hours	---	14 days

Use of data contained on this sheet is subject to the limitations specified at the end of this document.
O:\008897 - Olympia, City of\008897 - Active Projects\138130 East Bay 4&5 RIFS Amend\IA Report\DRAFT\Appendices\Appendix C - QAPP\QAPP 100623_bc_clean.docx

Table 2-1. Sample Handling and Custody

Group	Parameter	Container[a]	Initial Preservative[a]	Max Allowable Holding Time	
				Extraction[b]	Analysis[c]
	Total Xylenes	EnCore Sampler x 3, o-ring cap	Ice to 4° C, preserve w/ methanol or sodium bisulfate w/ in 48 hours	---	14 days

[a] Sample containers, volumes, and preservatives will be reevaluated once contract laboratories are chosen and may be changed based on recommendations from the lab(s).
[b] Starting from the date of collection
[c] Starting from the date of extraction; if no extraction, starting from the date of collection

2.4 Analytical Methods

Field measurements will be conducted by Brown and Caldwell staff using portable meters and field test kits that employ EPA-approved methods. Field measurements will be taken using the procedures recommended by the manufacturer of the meter or test kit and procedures discussed in the SOP for Field Data Collection, where applicable. Results of all field measurements will be recorded in field logbooks and on field data sheets.

Laboratory analyses will be conducted by NELAC-certified analytical laboratories using methods approved by the EPA and Washington State. Proposed analytical methods are provided in Table 1-3. Alternative methods may be requested by the laboratories performing analyses. These alternative methods may be used only upon written approval from the QA Officer. Major laboratory equipment or instruments that will be utilized include a gas chromatography/mass spectrometer (GC/MS), inductively coupled plasma mass spectrometer (ICP-MS), high performance liquid chromatography (HPLC), automated colorimeter, ion chromatograph, and a carbon detector. If any instrument failures occur, the laboratory will take immediate corrective action and notify the QA Officer if the quality of sample results was compromised.

2.5 Quality Control

QC samples will be collected and analyzed to ensure the accuracy and precision of both field and laboratory data. The following sections summarize the QC samples that will be collected for field and laboratory analysis.

2.5.1 Quality Control for Field Measurements

QC for field measurements will be assessed using the following methods:

- All field instruments will be inspected, maintained, and calibrated prior to each sampling event.
- Calibration-checks will be performed to verify accuracy within 24 hours before and 24 hours after each sampling day by analyzing a calibration standard.

Use of data contained on this sheet is subject to the limitations specified at the end of this document.
O:\008897 - Olympia, City of\008897 - Active Projects\138130 East Bay 4&5 RIFS Amend\IA Report\DRAFT\Appendices\Appendix C - QAPP\QAPP 100623_bc_clean.docx

- Triplicate measurements will be conducted on one sample per sampling event to evaluate precision.

Results of the QC tests will be recorded on a field data sheet.

In addition, QC sessions (a.k.a. inter-calibration exercises) will be held twice a year to verify the proper working order of equipment, refresh personnel in monitoring techniques and determine whether the data DQOs are being met. QC sessions will consist of a meeting with the QA Officer (or other qualified designee) and sampling personnel to review appropriate sample collection and field analysis SOPs, equipment maintenance/calibrations manuals, and the QAPP and SAP and discuss any questions or problems that may be occurring.

2.5.2 Quality Control for Laboratory Analyses

QC for laboratory analyses will be assessed using the results of both field-collected QC samples and laboratory-prepared QC samples, each of which is discussed below.

2.5.2.1 Field-collected QC samples

Field-collected QC samples will primarily consist of field duplicates and equipment blanks, which are described below.

Field Duplicates. Field duplicates will be collected at the same time and in the same manner as the primary soil samples and will be used to assess the precision of all steps after sample acquisition. Field duplicates will be collected and analyzed at a rate of at least five percent (5%).

Trip Blanks. Trip blanks will be used to determine whether sample cross-contamination has occurred during sample transportation, delivery, and storage when collecting samples that contain volatile organic compounds. Trip blanks consist of pre-filled bottles of laboratory certified water that are transported along with the collected samples in each cooler containing samples for volatiles analysis.

Equipment Blanks. Equipment blanks will be collected in the field once per sampling day to assess contamination from reusable sampling equipment and other external influences. A sample bottle will be filled with certified clean water from the laboratory, and passed through the pre-cleaned (triple-rinsed with distilled water) sample collection equipment, mimicking actual sampling, and captured again for laboratory analysis. If equipment blanks consistently indicate that contamination is not a concern for particular constituents and equipment cleaning procedures are adequate, the frequency of collection for these analytes may be reduced.

Other field-collected QC samples may be utilized as-needed throughout the program if analytical results indicate presence of QC error, such as unexplained contamination of equipment blanks, high RPDs between field duplicates, or low precision of analytical results. These additional QC samples that may be used include the following:

Field Split. Field splits may be used occasionally to assess the precision of the selected laboratory's analytical procedures and/or methods. A field split consists of a sample that is

Use of data contained on this sheet is subject to the limitations specified at the end of this document.
O:\008897 - Olympia, City of\008897 - Active Projects\138130 East Bay 4&5 RIFS Amend\IA Report\DRAFT\Appendices\Appendix C - QAPP\QAPP 100623_bc_clean.docx

collected and split into two different samples, one of which is shipped to the normal lab for analysis, while the other is shipped to a different lab for similar analysis using either the same or different methods, depending on what information is desired If split samples are analyzed using the same method, then results from both labs can be compared to assess the precision of the method, whereas if they are analyzed using different methods, results can be compared to assess the accuracy of the methods.

Ambient Blank. Ambient blanks may be used to assess the potential sample contamination that could occur during field sampling and sample processing. Ambient blanks consist of a pre-filled bottle deionized (DI) or distilled water that is taken to the field, opened and exposed to the atmosphere and environment, preserved (if appropriate), and analyzed the same as the corresponding samples.

2.5.2.2 Laboratory-prepared QC Samples

Several additional samples will be prepared and analyzed in the laboratories to evaluate precision, accuracy, and the potential for laboratory contamination. Each laboratory will set its own warning limit criteria for QC samples based on the method requirements and the laboratories QA Manual. The QA Manuals for selected laboratories will be included in the project file once lab(s) are selected, and will be reviewed by the project QA Officer for compliance with the project requirements. Descriptions of some of the laboratory-prepared QC samples that will be analyzed are included below. At a minimum, the frequency for analysis of matrix spikes (MS), duplicates, and blanks will meet method requirements.

Method Blanks. Method blanks (also called extraction blanks, procedural blanks, or preparation blanks) are used to assess laboratory contamination during all stages of sample preparation and analysis. Method blanks are prepared by the laboratory from reagent grade water and are processed through the entire analytical procedure in a manner identical to that of the samples. At a minimum, the laboratory should report method blanks at a frequency of one method blank for each batch of up to 20 samples. If the laboratory method blank indicates presence of contamination, all impacted samples in the analytical batch should be flagged. Subtracting method blank results from sample results is not permitted.

Matrix Spike (MS). MS and will be used to evaluate the effect of the sample matrix on the recovery of the compound(s) of interest. To prepare a MS, a field sample is first homogenized and then split into two subsamples. One of the subsamples is fortified with the MS solution and one subsample is analyzed to provide a background concentration for each analyte of interest. Recovery is the accuracy of an analytical test measured against a known analyte addition to a sample, and is calculated as follows:

$$Recovery = \left(\frac{C_{matrix+spike} - C_{matrix}}{C_{spike(Exptected)}} \right) * 100$$ *Where C is the measured concentration*

Recovery data for the fortified compound ultimately will provide a basis for determining the accuracy of the measurement and the prevalence of matrix effects in the samples analyzed during the project. Analysis of MS duplicates (MSD) is also useful for assessing laboratory precision.

Use of data contained on this sheet is subject to the limitations specified at the end of this document.
O:\008897 - Olympia, City of\008897 - Active Projects\138130 East Bay 4&5 RIFS Amend\IA Report\DRAFT\Appendices\Appendix C - QAPP\QAPP 100623_bc_clean.docx

Laboratory Control Spike (LCS). Laboratory control spikes are prepared by adding a known amount of target analyte(s) to reagent-grade water. When compared to the method blank, LCSs can be used to evaluate the accuracy (recovery) of the target analytes excluding any matrix effects.

Replicate Samples. Replicate (also called duplicates) samples are prepared by splitting a sample into two or more aliquots after delivery to the lab, but prior to sample preparation. Analysis of replicates is used to assess precision of an analytical method. Replicates that are typically utilized include:

- Laboratory replicates: These are replicates of the raw material that is extracted and analyzed in the same manner as the original sample to measure laboratory precision.
- MSD: These are used to assess both laboratory precision and accuracy within the sample matrix.
- Laboratory Control Spike Duplicate (LCSD): These are useful for assessing the accuracy and precision of the method, excluding matrix effects.

Internal Standards. Internal standards (IS) are used for organic analyses by GC/MS, some GC analyses, and some metals analyses using ICP/MS. An IS is an analyte included in each standard and added to each sample or extracted just before analysis. ISs should mimic the analytes of interest but not interfere with the analysis. ISs are used to monitor retention time, calculate relative response, and quantify the analytes of interest in each sample or extract.

Surrogates. Surrogates are compounds chosen to simulate the analytes of interest in organic analyses. Surrogates are used to estimate analyte losses during the extraction and cleanup process and must be added to each sample, including QA/QC samples, before extraction. The surrogate recovery data will be carefully monitored; each laboratory must report the percent recovery of the surrogate(s) along with the target analyte data for each sample. If possible, isotopically-labeled analogs of the analytes will be used as surrogates.

2.5.3 Additional Laboratory Quality Control Requirements

All laboratories providing analytical support for this project will have the appropriate facilities to store, prepare, and process samples and appropriate instrumentation and staff to provide data of the required quality within the time period dictated by the project. Laboratories shall be able to provide information documenting their ability to conduct the analyses with the required level of data quality. Such information may include results from inter-laboratory performance evaluation studies, control charts, and summary data from internal QA/QC checks, and results from analyses of Certified Reference Materials (CRM).

2.5.4 Assessing Data Quality Objectives using QC Samples

The QC samples described above will be used to evaluate the DQOs specified in Section 1.6. The following sections describe how the DQOs may be evaluated.

Use of data contained on this sheet is subject to the limitations specified at the end of this document.
O:\008897 - Olympia, City of\008897 - Active Projects\138130 East Bay 4&5 RIFS Amend\IA Report\DRAFT\Appendices\Appendix C - QAPP\QAPP 100623_bc_clean.docx

2.5.4.1 Accuracy

The accuracy of field chemical measurements will be checked daily by using standard solutions purchased from chemical or scientific supply companies. Accuracy measurements will be recorded on a field data sheet.

Accuracy of laboratory measurements will be determined by recoveries of spiked samples (matrix and LCS and/or through analysis of CRM, continuing calibration checks, or analysis of other similar standard solutions, the results of which will be summarized as part of each data package.

2.5.4.2 Precision

Precision will be evaluated in the field by conducting triplicate field measurements of all instrument parameters at least once during each sampling event. Precision measurements will be recorded on a field data sheet. If the measurements do not fall within the precision ranges described in Tables 3-1, the instrument will be recalibrated in the field if possible. After the sampling event, the instrument will again be recalibrated, tested, and examined to determine whether replacement is necessary.

Precision of laboratory measurements will be evaluated by comparing results from various duplicate samples listed below, where available:

- Field sample and field duplicate
- Field sample and laboratory replicate
- LCS and LCSD
- MS and MSD

2.5.4.3 Representativeness

Representativeness will be reviewed throughout the program by the Project Manager and QA Officer. If the team determines that representativeness should and can be improved, additional samples, or constituents may be considered, or sampling and analytical methods may be altered.

2.5.4.4 Completeness

Percent completeness will be checked by comparing the number of collected samples with the number of samples from which useable data were generated, as described in Section 1.6.4.

2.5.4.5 Comparability

Comparability will be addressed by the use of approved drinking water methods and certified laboratories. If the comparability of laboratory results is questioned, split samples and/or performance evaluation samples may be analyzed.

2.6 Instrument and Equipment Testing, Inspection, and Maintenance

Use of data contained on this sheet is subject to the limitations specified at the end of this document.
O:\008897 - Olympia, City of\008897 - Active Projects\138130 East Bay 4&5 RIFS Amend\IA Report\DRAFT\Appendices\Appendix C - QAPP\QAPP 100623_bc_clean.docx

2.6.1 Field Equipment

Inspection and preventive maintenance will be performed for all field equipment in accordance with the manufacturer's specifications prior to each sampling event. This includes battery checks, routine replacement of membranes, and cleaning of conductivity electrodes, among other tasks. Equipment will be re-inspected between each sampling site and after each sampling event. If problems occur and/or repair is needed during the sampling event, the field data sheet will be used to document the corrective action taken. If significant damage or equipment malfunctions are noted, the instrument(s) will be sent to the manufacturer for immediate repair. A maintenance/calibration log will be kept by the Monitoring Coordinator or other designee, which details the dates of instrument and sampling gear inspection, calibrations performed in the lab or field, battery replacement, dates reagents and standards are replaced, and any problems noted with instruments, samplers, or reagents. The logbook will also be used to document corrective action that was taken if equipment deficiencies were noted during an inspection. A small inventory of critical spare parts for field equipment will be kept at the Brown and Caldwell main office and also brought in the field if needed; however, perishable supplies or expensive parts may not be kept on hand, and will need to be ordered when needed. All spare parts and supplies will be obtained through the equipment manufacturer or other reputable sources.

2.6.2 Laboratory Equipment

All laboratories providing support for this project will maintain analytical equipment in accordance with relevant SOPs, which include those specified by the manufacturer and those specified by the method. The laboratories will maintain a log book documenting equipment inspections, and preventive and corrective maintenance.

2.7 Instrument/Equipment Calibration and Frequency

2.7.1 Field Instruments

Field instruments will be calibrated according to the schedule presented in Table 2-2. Standards will be purchased from a chemical supply company or prepared by (or with the assistance of) a professional laboratory. Calibration records will be kept in the maintenance/calibration log at the Brown and Caldwell main office where it can be easily accessed before and after equipment use. Calibrations that are performed by personnel in the field may also be recorded on the field data sheets to indicate which samples were analyzed pre- and post-calibration for the specific sampling event. If calibration is not successful or other issues pertaining to calibration arise, the equipment manufacturer will be contacted to determine the appropriate corrective action; the problem and corrective action will be documented in the maintenance/calibration logbook.

Use of data contained on this sheet is subject to the limitations specified at the end of this document.
O:\008897 - Olympia, City of\008897 - Active Projects\138130 East Bay 4&5 RIFS Amend\IA Report\DRAFT\Appendices\Appendix C - QAPP\QAPP 100623_bc_clean.docx

Table 2-2. Field Instrument Calibration and Frequency			
Instrument	Parameter	Calibration Frequency	Standard or Calibration Instrument Used
PID	Gas concentration	Every sampling day	100 ppm isobutylene calibration gas

2.7.2 Laboratory Instruments

The contract laboratory maintains calibration practices and calibration-checks as part of the method SOPs. The QA Officer will review these practices and confirm that they are in compliance with project requirements.

2.8 Inspection/Acceptance of Supplies and Consumables

The Project Manager will ensure that the inspection/testing specifications and acceptance criteria are met. Upon receipt supplies will be inspected by the Project Manger or other designee for broken, leaking, or missing parts glasswear, seals, labels, preseravatives, or other supplies. Sealed supplies, such as EnCore samplers, will be visually inspected to ensure seals are intact.

2.9 Non-Direct Measurements (Existing Data)

A review of existing data for each individual Site will be included as part of the Site specific SAPs.

2.10 Data Management

The Data Management Coordinator will be primarily responsible for maintaining a project database.

2.10.1 Field Data

Field data will be documented in logbooks or on field data sheets. One sheet will be used at each monitoring site, and field staff will complete all necessary sections of the data sheet during the sampling event. Field data will be collected and entered into the project database.

2.10.2 Analytical Data

Analytical laboratories will provide reports in both hard copy and electronic formats. Requirements for electronic database deliverables (EDD) will be provided to selected analytical laboratories.

2.10.3 Database Maintenance

The Data Management Coordinator will be responsible for overseeing management of the project database. Additional responsibilities of the Data Management Coordinator include QA of data collected prior to input to the project database.

2.10.4 Data Submittal

Lab reports summarizing analytical results and QC results will be provided to the Brown and Caldwell Data Management Coordinator as a hard copy and electronically in the agreed upon format. The information contained within and the format of the hard-copy data report package will be determined during the initial

Use of data contained on this sheet is subject to the limitations specified at the end of this document.
O:\008897 - Olympia, City of\008897 - Active Projects\138130 East Bay 4&5 RIFS Amend\IA Report\DRAFT\Appendices\Appendix C - QAPP\QAPP 100623_bc_clean.docx

negotiations with the lab and will include at a minimum the sample ID, sampling date/time, test method, extraction date/time, analysis date/time, analytical results, QA sample results, instrument and equipment calibration summary information, and a description of any corrective action taken to resolve data quality issues.

In accordance with WAC 173-340-840(5) and Ecology Toxics Cleanup Program Policy 840 (Data Submittal Requirements), data generated shall be submitted to Ecology in both a written and electronic format. All data collected for the Interim Action will be entered into Ecology's Environmental Information Management (EIM) database.

Use of data contained on this sheet is subject to the limitations specified at the end of this document.
O:\008897 - Olympia, City of\008897 - Active Projects\138130 East Bay 4&5 RIFS Amend\IA Report\DRAFT\Appendices\Appendix C - QAPP\QAPP 100623_bc_clean.docx

3. ASSESSMENT AND OVERSIGHT

3.1 Assessments and Response Actions

Periodic assessments will be conducted to ensure that data collection is conducted according to requirements presented in this QAPP. The QA Officer, whose responsibilities are described in Section 1.1, will have the primary responsibility for assessing compliance with the QAPP and SAP requirements pertaining to sample collection and handling procedures, field analytical procedures, and laboratory analytical procedures (DQOs), as detailed in the SAP. In addition, the QA Officer is also responsible for assessing compliance with Standard Operations Procedures outlined in IA Work Plan Appendix I. The QA Officer will review field sampling and analysis procedures at the beginning of the project. Laboratory analyses will be continually assessed through evaluating results of QC samples and compliance with DQOs.

If an audit discovers any discrepancy, the QA Officer will discuss the observed discrepancy with the appropriate person responsible for the activity to determine whether the information collected can still be considered accurate, what the cause(s) were leading to the deviation, how the deviation might impact data quality, and what corrective actions might be considered. The QA Officer will then follow up to ensure that corrective actions have been implemented.

The QA Officer has the power to halt all sampling and analytical work by both sampling personnel and contract laboratories if the discrepancies noted are considered detrimental to data quality.

3.2 Deliverables and Reporting

Interim and final reports will be issued by Brown and Caldwell to the City of Olympia, the LOTT Alliance, and the Department of Ecology according to Table 3-1.

Table 3-1. QA Management Reports

Type of Report	Frequency	Projected Delivery Dates(s)	Report Recipients
Draft QAPP and SAP	One time	June 2010	City, LOTT, Ecology
Final QAPP and SAP	One time	August 2010	City, LOTT, Ecology
Interim Soil Sampling Report, Parcel 5	One time	TBD	City, LOTT, Ecology
Interim Soil Sampling Report, Parcel 4	One Time	TBD	City, LOTT, Ecology
Interim Action Report	One time	TBD	City, LOTT, Ecology

Use of data contained on this sheet is subject to the limitations specified at the end of this document.
O:\008897 - Olympia, City of\008897 - Active Projects\138130 East Bay 4&5 RIFS Amend\IA Report\DRAFT\Appendices\Appendix C - QAPP\QAPP 100623_bc_clean.docx

4. DATA VALIDATION AND USABILITY

4.1 Data Review, Verification, and Validation Requirements

Data verification and validation are integral steps in the transition between data collection (via sampling and analysis) and data use and interpretation. The EPA has developed a comprehensive guidance document entitled Guidance on Environmental Data Verification and Data Validation (EPA QA/G-8) (USEPA 2002). The purpose of this guidance is to explain how to implement data verification and data validation, to offer practical advice, and to provide references.

Although data verification and data validation are commonly used terms, they are defined and applied differently in various organizations and quality systems. For the purposes of this project, the terms will be generally defined as follows:

- **Data Verification** is confirmation by examination and provision of objective evidence that specified requirements have been fulfilled. Data verification is the process of evaluating the completeness, correctness, and conformance/compliance of a specific data set against the method, procedural, or contractual requirements. This is done to determine if everything that was agreed upon was actually done.
- **Data Validation** is confirmation by examination and provision of objective evidence that the particular requirements for a specific intended use are fulfilled. Data validation is an analyte- and sample-specific process that extends the evaluation of data beyond method, procedural, or contractual compliance (i.e., data verification) to determine the analytical quality of a specific data set. In other words, what is the quality of this specific data set?

Data generated by project activities will be reviewed against the DQOs cited in Section 1.6 and flagged if the objectives are unmet. Data will also be assessed to determine whether the QC practices were in place during data collection. If data were collected without the stated QC practices in place, the data will be set aside until the impact of the QC failure on data quality can be determined. If the impact of the QC failure on data quality is minimal, the data will be flagged and included within the database. Data that does not meet the DQOs listed in Section 1.6 will be evaluated to determine the cause of the problem, and whether corrective actions can be implemented so that DQOs are met in the future.

4.2 Verification and Validation Methods

Laboratory data will be validated in accordance with the EPA's National Functional Guidelines for Organic and Inorganic Data Review (EPA 1999, 2004). These documents will serve as the equivalent of an SOP for data review and validation.

Data verification/validation will be performed by the QA Officer and designated reviewers/validators. Data reviewers will be responsible for reviewing field data sheets, chain-of-

Use of data contained on this sheet is subject to the limitations specified at the end of this document.
O:\008897 - Olympia, City of\008897 - Active Projects\138130 East Bay 4&5 RIFS Amend\IA Report\DRAFT\Appendices\Appendix C - QAPP\QAPP 100623_bc_clean.docx

custody forms, and analytical lab reports from each sampling event to determine whether collected data meets the contractual requirements. The data validators will add to the data review, by also checking field equipment calibration records, QC results, assessing whether DQOs have been achieved, and flagging data that did not meet specific requirements. Data qualifiers will be added to the database to alert data users of data limitations and uncertainties. A Data Quality Assessment will be completed to summarize the results of the review and validation.

If corrective action is necessary based on the data verification/validation process, the QA Officer will be responsible for communicating the nonconformance and the corresponding corrective actions to the laboratory, the Project Manager, or other designee. A Data Quality Assessment section summarizing all qualified results and including any corrective actions will be reported in the final report.

4.3 Reconciliation with User Requirements

To fulfill the identified data needs, it is important that the data collected during this project meet the data quality objectives. If data do not meet the project's specifications, the results will be flagged in the database to alert the data user of the data limitations and the following actions will be taken. First, the QA Officer and Project Manager or other designee will review the errors and determine if the problem is equipment failure, calibration/maintenance techniques, or monitoring/sampling techniques. They will suggest corrective action. If the problem cannot be corrected by training, revision of techniques, or replacement of supplies/equipment, then the technical advisor will review the DQOs and determine if the DQOs are feasible. If the specific DQOs are not achievable, they will determine whether the specific DQO can be relaxed, or if the parameter should be eliminated from the monitoring program. Any revisions to DQOs will be reviewed by the project team prior to approval and QAPP revision.

At the completion of the sampling program, Brown and Caldwell will continue to maintain the database.

Use of data contained on this sheet is subject to the limitations specified at the end of this document.
O:\008897 - Olympia, City of\008897 - Active Projects\138130 East Bay 4&5 RIFS Amend\IA Report\DRAFT\Appendices\Appendix C - QAPP\QAPP 100623_bc_clean.docx

PARCEL 4 AND 5 INTERIM ACTION
QUALITY ASSURANCE PROJECT PLAN

5. LIMITATIONS

Report Limitations

This document was prepared solely for the City of Olympia and the LOTT Alliance in accordance with professional standards at the time the services were performed and in accordance with the contract between Brown and Caldwell and the City of Olympia dated September 4, 2009, and the contract between Brown and Caldwell and the LOTT Alliance dated June 18, 2008. This document is governed by the specific scope of work authorized by the City of Olympia and the LOTT Alliance; it is not intended to be relied upon by any other party except for regulatory authorities contemplated by the scope of work. We have relied on information or instructions provided by the the City of Olympia, the LOTT Alliance and other parties and, unless otherwise expressly indicated, have made no independent investigation as to the validity, completeness, or accuracy of such information.

Use of data contained on this sheet is subject to the limitations specified at the end of this document.
O:\008897 - Olympia, City of\008897 - Active Projects\138130 East Bay 4&5 RIFS Amend\IA Report\DRAFT\Appendices\Appendix C - QAPP\QAPP 100623_bc_clean.docx

REFERENCES

Use of data contained on this sheet is subject to the limitations specified at the end of this document.
O:\008897 - Olympia, City of\008897 - Active Projects\138130 East Bay 4&5 RIFS Amend\IA Report\DRAFT\Appendices\Appendix C - QAPP\QAPP 100623_bc_clean.docx

REFERENCES

EPA 1999. *USEPA Contract Laboratory Program National Functional Guidelines for Organic Data Review.* EPA 540/R-99/008. United States Environmental Protection Agency Office of Emergency and Remedial Response. October.

EPA 2000. U.S. Environmental Protection Agency.

EPA 2002. United States Environmental Protection Agency. 2002. *Guidance on Environmental Data Verification and Data Validation* (EPA QA/G-8), November.

EPA 2004. *USEPA Contract Laboratory Program National Functional Guidelines for Inorganic Data Review.* EPA 540-R-04-004. Office of Superfund Remediation and Technology Innovation (OSRTI), United States Environmental Protection Agency. October.

SM 1998. Standard Methods for the Examination of Water and Wastewater, 20th Edition, 1998. American Public Health Association, American Water Works Association, and Water Environment Federation.

Use of data contained on this sheet is subject to the limitations specified at the end of this document.
O:\008897 - Olympia, City of\008897 - Active Projects\138130 East Bay 4&5 RIFS Amend\IA Report\DRAFT\Appendices\Appendix C - QAPP\QAPP 100623_bc_clean.docx

Appendix D: Health and Safety Plan

Use of contents on this sheet is subject to the limitations specified at the beginning of this document.

Health and Safety Plan for Soil Remediation

305 Jefferson Street NW

Olympia, WA

5/22/2010

BC Project Number: 135894 / 138130

Prepared by:

BROWN AND CALDWELL

724 Columbia Street NW, Suite 420

Olympia, WA 98501

Prepared for:

The City of Olympia

PO Box 1967

Olympia, WA 98507-1967

The LOTT Alliance

111 Market Street NE, Suite 250

Olympia, WA 98501

Approval Page

This Health and Safety Plan (HASP) has been prepared and reviewed by the following Brown and Caldwell (BC) personnel for use at: Parcel 4 and 5 (135894 / 138130).

	Name	Signature	Title	Date
Prepared By:	Joshua Johnson		Engineer III	
Reviewed By:	Jon Turk		Site Safety Officer	
Reviewed By:	Joshua Johnson		Project Manager	
Reviewed By:	Jim Bucha		Regional Safety Unit Manager	
Effective Dates:	9/28/2010	through	9/28/2011	

TABLE OF CONTENTS

1. INTRODUCTION 1-1
1.1 Site History 1-2
1.2 Site Description 1-2
1.3 Scope of Work 1-2

2. KEY BC PROJECT PERSONNEL AND RESPONSIBILITES 2-1
2.1 Project Manager 2-1
2.2 Site Safety Officer 2-1
2.3 Regional Safety Unit Manager 2-2
2.4 BC Team Members 2-2
2.5 Subcontractors 2-3

3. HAZARD ANALYSIS 3-1
3.1 Chemical Hazards 3-1
3.2 Hazard Communication 3-9
3.3 Physical Hazards 3-9
3.3.1 Slip, Trips and Falls 3-10
3.3.2 Housekeeping 3-10
3.3.3 Heavy Equipment 3-10
3.3.4 Excavations 3-11
3.3.5 Noise 3-11
3.3.6 Underground Utilities 3-12
3.3.7 Driving 3-12
3.3.8 Personal Safety - Urban Setting 3-12
3.4 Natural Phenomena 3-14
3.4.1 Sunburn 3-14
3.4.2 Heat Stress 3-14
3.4.3 Cold Stress 3-15
3.4.4 Earthquakes 3-15
3.5 Biological Hazards 3-16

4. PERSONAL PROTECTIVE EQUIPMENT 4-1
4.1 Conditions Requiring Level D Protection 4-1
4.2 Conditions Requiring Level C Protection 4-2
4.3 Stop Work Conditions 4-3

5. AIR MONITORING PLAN 5-1
5.1 Monitoring Instruments 5-1
5.2 Site Specific Action Levels 5-1

6. SITE CONTROL MEASURES 6-1

7. DECONTAMINATION PROCEDURES 7-1

8. TRAINING REQUIREMENTS 8-1

9. MEDICAL SURVEILLANCE REQUIREMENTS 9-1

10. CONTINGENCY PROCEDURES 10-1
10.1 Injury or Illness 10-2
10.2 Vehicle Collision or Property Damage 10-2
10.3 Fire 10-2
10.4 Underground Utilities 10-2
10.5 Site Evacuation 10-3
10.6 Spill of Hazardous Materials 10-3

11. DOCUMENTATION 11-1

APPENDIX A ..... A
Air Monitoring Form ..... A

LIST OF APPENDICES

Appendix A Air Monitoring Form
Appendix B Site Safety Checklist
Appendix C H&S Plan Acknowledgement Form
Appendix D Daily Tailgate Meeting Form
Appendix E Incident Investigation Form
Appendix F Miscellaneous Health and Safety Information

CRITICAL PROJECT INFORMATION

Primary Known Compound of Concern: Arsenic, Lead, Cadmium, Copper, Nickel, cPAHs, PCBs, Dioxins / Furans, TPH-D, TPH-G, TPH-HO, Benzene, Toluene, Ethylbenzene, Xylenes, Naphthalenes

Minimum Level of Respiratory Protection: ☒ Level D ☐ Level C

PPE: steel-toed work boots, hard had, eye protection, hearing protection, traffic safety vest, long-sleeved shirt and pants, nitrile gloves

SEE SECTION 10 FOR SITE EMERGENCY CONTINGENCY PROCEDURES

Do not endanger your own life. Survey the situation before taking any action.

BC Office Telephone	**360-943-7525**
Site Location Address	**305 Jefferson Street NW, Olympia, WA**

EMERGENCY PHONE NUMBERS: In the event of emergency, contact the Project Manager and/or Regional Safety Unit Manager.

Emergency Services (Ambulance, Fire, Police)	**911**
Poison Control	**(800) 876-4766 or (800) 222-1222**
Hospital Name	**Providence St. Peter Hospital**
Hospital Phone Number	**360-491-9480**
BC Project Manager (PM; Josh Johnson)	**Office: 360-943-7525** **Cell: 805-637-8258**
BC Site Safety Officer (SSO; Jon Turk)	**Office: 360-943-7525** **Cell: 813-957-2350**
BC Regional Safety Unit Manager (Jim Bucha)	**Office: 916-853-5308** **Cell: 916-216-6374**
Corporate Risk Management	**Property Loss** **Blythe Buetzow: (925) 210-2470** **Injury** **Angela Hernandez: (925) 210-2218**
Contractor Contact ( )	**Office:** **Cell:**
Client Contact (Eric Hielema, LOTT Alliance)	**Office: 360-528-5705** **Cell:**
Client Contact (Rick Dougherty, City of Olympia)	**Office: 360-753-8485** **Cell:**
OTHER CONTACT(s) (OTHER CONTACT NAME)	**OTHER tel#**

HOSPITAL LOCATION MAP

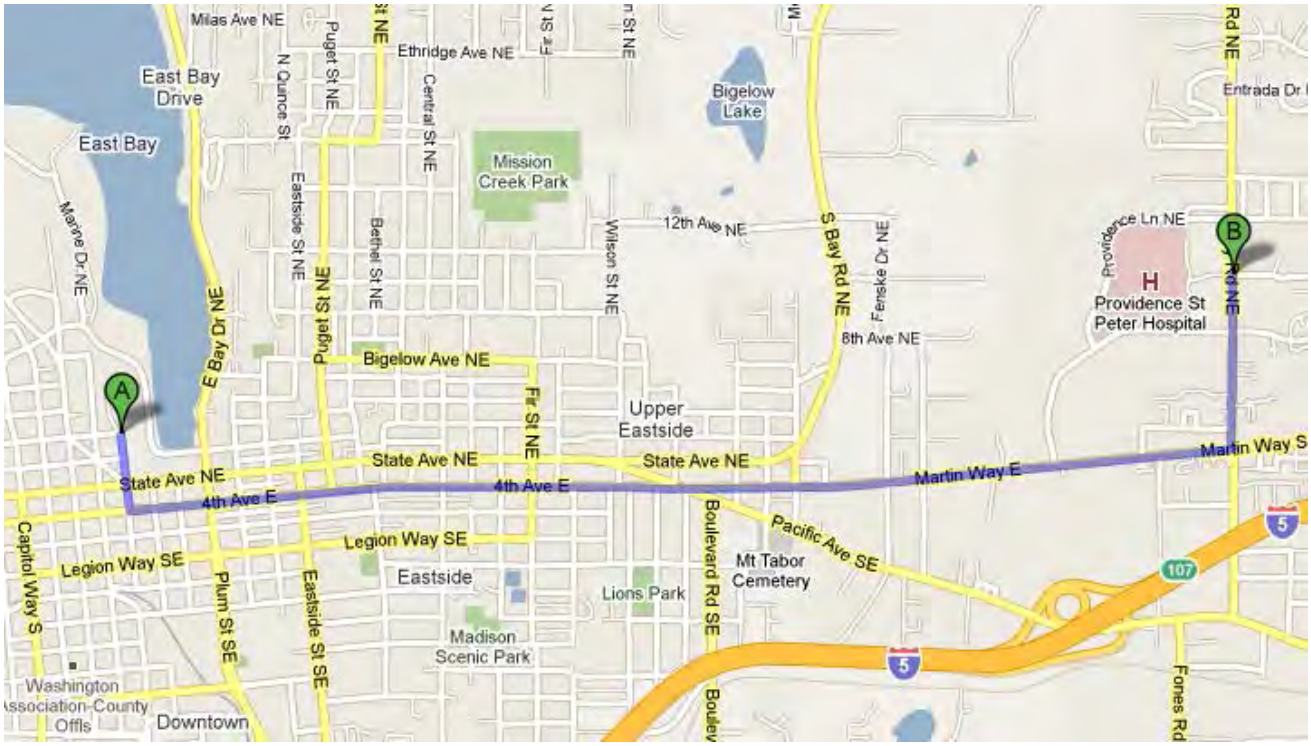

HOSPITAL DIRECTIONS:	HOSPITAL INFORMATION:
Thurston Ave NE & Jefferson St NEOlympia, WA 98501 1. **Head south on Jefferson St NE toward Olympia Ave NE 0.2 mi** 2. **Turn left at 4th Ave E 1.5 mi** 3. **Continue onto Martin Way E 1.0 mi** 4. **Turn left at Lilly Rd NE** 5. **Destination will be on the left 0.4 mi** **413 Lilly Rd NEOlympia, WA 9850**	**Providence St. Peter Hospital** **413 Lilly Road Northeast** **Olympia, WA 98506** **Phone: 360-491-9480**

EMERGENCY FIRST AID PROCEDURES

THE RESPONDER SHOULD HAVE APPROPRIATE TRAINING TO ADMINISTER FIRST AID OR CPR

1. Survey the situation. Do not endanger your own life. DO NOT ENTER A CONFINED SPACE TO RESCUE SOMEONE WHO HAS BEEN OVERCOME. ENSURE ALL PROTOCOLS ARE FOLLOWED INCLUDING THAT A STANDBY PERSON IS PRESENT. IF APPLICABLE, REVIEW MSDSs TO EVALUATE RESPONSE ACTIONS FOR CHEMICAL EXPOSURES.
2. Call 911 (if available) or the fire department **IMMEDIATELY**. Explain the physical injury, chemical exposure, fire, or release.
3. Decontaminate the victim if it can be done without delaying life-saving procedures or causing further injury to the victim.
4. If the victim's condition appears to be non-critical, but seems to be more severe than minor cuts, he/she should be transported to the nearest hospital by the SSO or designated personnel: let the doctor assume the responsibility for determining the severity and extent of the injury. If the condition is obviously serious, contact emergency medical services (EMS) for transport or appropriate actions.

Notify the PM and Regional Safety Unit Manager immediately and complete the appropriate incident investigation reports as soon as possible.

STOP BLEEDING AND CPR GUIDELINES	
To Stop Bleeding	**CPR**
1. Give medical statement by indicating you are trained in 1st Aid. 2. Assure: airway, breathing and circulation. 3. Use **DIRECT PRESSURE** over the wound with clean dressing or your hand (use non-permeable gloves). Direct pressure will control most bleeding. 4. Bleeding from an artery or several injury sites may require **DIRECT PRESSURE** on a **PRESSURE POINT**. Use pressure points for 30 -60 seconds to help control severe bleeding. 5. Continue primary care and seek medical aid as needed.	1. Give medical statement by indicating you are trained in CPR. 2. Arousal: Check for consciousness. 3. Call out for help, either call 911 yourself or instruct someone else to do so. It is very important to call for emergency assistance prior to initiating CPR. 4. Open airway with chin-lift. 5. Look, listen and feel for breathing. 6. If breathing is absent, give 2 slow, full rescue breaths. 7. Look, listen and feel for breathing. 8. If breathing is absent, initiate CPR; 30 compressions for each two breaths. 9. If an automated external defibrillator (AED) is available, use it in accordance with the AED instructions.

1. INTRODUCTION

Brown and Caldwell (BC) has prepared this Health and Safety Plan (HASP) for use during the soil remediation activities to be conducted at Parcel 4 and 5 located at 305 Jefferson Street NE, Olympia, WA ("the Site"). Activities conducted under BC's direction at the Site will be in compliance with applicable Occupational Safety and Health Administration (OSHA) regulations, particularly those in Title 29 of the Code of Federal Regulations, Part 1910.120 (29 CFR 1910.120), and other applicable federal, state, and local laws, regulations, and statutes. A copy of this HASP will be kept on site during scheduled field activities.

This HASP addresses the identified hazards associated with planned field activities at the Site. It presents the minimum health and safety requirements for establishing and maintaining a safe working environment during the course of work. In the event of conflicting requirements, the procedures or practices that provide the highest degree of personnel protection will be implemented. If scheduled activities change or if site conditions encountered during the course of the work are found to differ substantially from those anticipated, the Regional Safety Unit Manager and Project Manager will be informed immediately upon discovery, and appropriate changes will be made to this HASP.

BC's health and safety programs and procedures, including medical monitoring, respiratory protection, injury and illness prevention, hazard communication, and personal protective equipment (PPE), are documented in the BC Health & Safety Manual. The Health & Safety Manual is readily accessible to BC employees via the BC Pipeline. These health and safety procedures are incorporated herein by reference, and BC employees will adhere to the procedures specified in the manual.

BC's HASP has been prepared specifically for this project and is intended to address health and safety issues solely with respect to the activities of BC's own employees at the site. A copy of BC's HASP may be provided to subcontractors in an effort to help them identify expected conditions at the site and general site hazards. The subcontractor shall remain responsible for identifying and evaluating hazards at the site as they pertain to their activities and for taking appropriate precautions. For example, BC's HASP does not address specific hazards associated with tasks and equipment that are particular to the subcontractor's scope of work and site activities (e.g., operation of a drill rig, excavator, crane or other equipment). Subcontractors are not to rely on BC's HASP to identify all hazards that may be present at the Site.

Subcontractors are responsible for developing, maintaining, and implementing their own health and safety programs, policies, procedures and equipment as necessary to protect their workers, and others, from their activities. Subcontractors shall operate equipment in accordance with their standard operating procedures as well as manufacturer's specifications. Any project monitoring activities conducted by BC at the Site shall not in any way relieve subcontractors of their critical obligation to monitor their operations and employees for the determination of exposure to hazards that may be present at the Site and to provide required guidance and protection. If requested,

subcontractors will provide BC with a copy of their own HASP for this project or other health and safety program documents for review.

1.1 Site History

The areas within the Parcel 4 and 5 boundaries lie within the original tideflat of Budd Inlet, and are situated on fill material. Fill operations on the Site began as early as the late 1800s and continued until as late as the 1970s. Much of the fill on the site appears to be marine dredge spoils from dredging operations in the East and West Bays of Budd Inlet. In addition, fill has been found to contain wood debris, construction debris, and roadway fill.

Lumber milling operations were located on the Site as early as 1888 and operated until 1968. Various support facilities and services accompanied the lumber milling operations. Log booming operations also took place in the adjacent East Bay of Budd Inlet. Following cessation of lumber milling activities in 1968, the area was used for commercial and light industrial activities and warehousing. Warehousing and light industry ceased in 2008 as the Site was cleared of tenants and operators in preparation for redevelopment.

1.2 Site Description

The site is presently undeveloped.

1.3 Scope of Work

Work includes the excavation, stockpiling, testing, and disposal of potentially contaminated soil. Work will also include confirmational sampling of soil excavations.

2. KEY BC PROJECT PERSONNEL AND RESPONSIBILITES

Josh Johnson is the Project Manager (PM). Jim Bucha is the Regional Safety Unit Manager (RSUM). Jon Turk has been designated as the BC Site Safety Officer (SSO) for this project. The BC project field staff have completed 40 hours of comprehensive health and safety training, which meets the requirements of 29 CFR 1910.120.

The responsibilities of key BC project personnel are presented below.

2.1 Project Manager

The PM is responsible for evaluating hazards anticipated at the Site and working with designated field staff and the RSUM to prepare this HASP to address the identified hazards. The PM is also responsible for the following.

- Informing project participants of safety and health hazards identified at the Site.
- Providing a copy of this HASP to BC project participants and a copy to each BC subcontractor prior to the start of field activities.
- Ensuring that the BC project team is adequately trained and perform safety briefings in accordance with this HASP.
- Providing the resources necessary for maintaining a safe and healthy work environment for BC personnel.
- Communicating project safety concerns to the RSUM for determining corrective actions.

2.2 Site Safety Officer

The SSO has on-Site responsibility for verifying that BC team members, including subcontractors, comply with the provisions of this HASP. The SSO has the authority to monitor and correct health and safety issues as noted on-Site. The SSO is responsible for the following.

- Reporting unforeseen or unsafe conditions or work practices at the Site to the PM or RSUM.
- Stopping operations that threaten the health and safety of BC field team or members of the surrounding community.
- Monitoring the safety performance of Site personnel to evaluate the effectiveness of health and safety procedures.
- Performing air monitoring, as necessary, as prescribed in this HASP.
- Documenting field team compliance with this HASP by completing the appropriate BC forms contained in the Appendices of this document.
- Conducting daily tailgate safety meetings and assuring that project personnel understand the requirements of this HASP (as documented by each BC field team member's signature on the Signature Page).

- Limiting access to BC work areas on the Site to BC field team members and authorized personnel.
- Enforcing the "buddy system" as appropriate for Site activities.
- Performing periodic inspections to evaluate safety practices at the Site.
- Identifying the location and route to nearby medical facility and emergency contact information and coordinating appropriate responses in the event of emergency.

2.3 Regional Safety Unit Manager

The RSUM is responsible for final review and modification of this HASP. Modifications to this HASP that result in less protective measures than those specified may not be employed by the PM or SSO without the approval of the RSUM. In addition, the RSUM has the following responsibilities.

- Developing and coordinating the overall BC health and safety program.
- Advising the PM and SSO on matters relating to health and safety on this project.
- Recommending appropriate safeguards and procedures.
- Modifying this HASP, if necessary, and approving changes in health and safety procedures at the Site.

2.4 BC Team Members

BC employees and subcontractors are responsible for familiarizing themselves with health and safety aspects of the project and for conducting their activities in a safe manner. This includes attending site briefings, communicating health and safety observations and concerns to the SSO, maintaining current medical and training status and maintaining and using proper tools, equipment and PPE. Proper work practices are part of ensuring a safe and healthful working environment. Safe work practices are essential and it is the responsibility of BC employees and team members to follow safe work practices when conducting scheduled activities. Safe work practices to be employed during the entire duration of fieldwork include, but are not limited to, the following.

- Following the provisions of this HASP, company health and safety procedures and regulatory requirements.
- Reviewing safety-related information from other parties (i.e., client or contractors) as it relates to BC's activities.
- Inspecting personal protective equipment (PPE) before on-site use, using only intact protective clothing and related gear, and changing suits, gloves, etc. if they are damaged or beyond their useful service life.
- Set up, assemble, and check out all equipment and tools for integrity and proper function before starting work activities.
- Assisting in and evaluating the effectiveness of Site procedures (including decontamination) for personnel, protective equipment, sampling equipment and containers, and heavy equipment and vehicles.
- Practice the "buddy system" as appropriate for site activities.

- Do not use faulty or suspect equipment.
- Do not use hands to wipe sweat away from face. Use a clean towel or paper towels.
- Practice contamination avoidance whenever possible.
- Do not smoke, eat, drink, or apply cosmetics while in chemically-affected areas of the site or before proper decontamination.
- Wash hands, face and arms before taking rest and lunch breaks and before leaving the site and the end of the workday.
- Check in and out with the SSO upon arrival and departure from the site.
- Perform decontamination procedures as specified in this HASP.
- Notify the SSO immediately if there is an incident that causes an injury, illness or property loss. Incidents that could have resulted in injury, illness or property loss (close call) will also be reported to the SSO.
- Do no approach or enter an area where a hazardous environment (i.e., oxygen deficiency, toxic or explosive) may exist without employing necessary engineering controls, proper PPE and appropriate support personnel.
- Use respirators correctly and as required for the Site; check the fit of the respirator with a negative or positive pressure test; do not wear respirator with facial hair or other conditions that prevent a face-to-facepiece seal.
- Confined spaces will not be entered without appropriate evaluation, equipment, training and support personnel.

2.5 Subcontractors

Subcontractor personnel are expected to comply fully with subcontractor's HASP and to observe the minimum safety guidelines applicable to their activities which may be identified in the BC HASP. Failure to do so may result in the removal of the subcontractor or any of the subcontractor's workers from the job site.

3. HAZARD ANALYSIS

Hazards at the Site may include physical hazards, chemical hazards or biological hazards. Each type of identified hazard is addressed in the following sections. Hazards that are the specialty of a subcontractor (i.e., operation of a drill rig or excavator) are not addressed in this HASP. Subcontractors are responsible for identifying potential hazards associated with their activities and implementing proper controls.

3.1 Chemical Hazards

Exposure pathways of concern for chemical compounds that may be present at the Site are inhalation of airborne contaminants, direct skin contact with contaminated materials, and incidental ingestion of affected media. Wearing protective equipment and following decontamination procedures listed in Section 7 can minimize dermal contact and incidental ingestion. To minimize inhalation hazards, dust or vapor control measures will be implemented, where necessary, and action levels will be observed during scheduled activities. Site-specific action levels and air monitoring requirements are presented in Section 5.

Known or Suspected Compounds	Source (soil/water/sludge, etc.)	Known Concentration Range (ppm, mg/kg, mg/l)	
		Lowest	Highest
Arsenic	Soil / Groundwater	ND	84 mg/Kg (soil), 10.3 ug/L (groundwater)
Lead	Soil / Groundwater	ND	2.4 mg/Kg (soil), 9.3 ug/L (groundater)
Cadmium	Soil / Groundwater	ND	2500 mg/Kg (soil), 2 ug/L (groundwater)
Copper	Soil / Groundwater	ND	NA (soil), 8.4 ug/L (groundwater)
Nickel	Soil / Groundwater	ND	NA (soil), 5.6 ug/L (groundwater)
cPAHs	Soil / Groundwater	ND	624 ug/Kg (soil), 0.36 ug/L (groundwater)
Dioxins / Furans	Soil / Groundwater	ND	646 pg/g (soil), NA (groundwater)
PCBs	Soil / Groundwater	ND	3.29 mg/Kg (soil), 3.6 ug/L (groundwater)
TPH-G	Soil / Groundwater	ND	100 mg/Kg (soil), 500 ug/L (groundwater)
TPH-HO	Soil / Groundwater	ND	4600 mg/Kg (soil), 500 ug/L (groundwater)
TPH-D	Soil / Groundwater	ND	1160 mg/Kg (soil), 250 ug/L (groundwater)
Benzene	Soil / Groundwater	ND	140 ug/Kg (soil), 1 ug/L (groundwater)
Toluene	Soil / Groundwater	ND	720 ug/Kg (soil), 1 ug/L (groundwater)
Ethylbenzene	Soil / Groundwater	ND	720 ug/Kg (soil), 1 ug/L (groundwater)
Xylenes	Soil / Groundwater	ND	1440 ug/Kg (soil), 3 ug/L (groundwater)
Naphthalenes	Soil / Groundwater	ND	1600 ug/Kg (soil), 1.1 ug/L (groundwater)

Chemical descriptions of chemicals of concern, including health effects and exposure limits, are presented in the following paragraphs. Each chemical description includes physical and odor recognition characteristics, the health effects associated with exposure, and exposure limits expressed as an 8-hour time-weighted average (TWA). Provided are federal OSHA (OSHA)

permissible exposure limits (PELs; located in 29 CFR 1910.1000); California OSHA (Cal/OSHA) PELs (located in 8 CCR 5155); and the American Conference of Governmental Industrial Hygienists (ACGIH) threshold limit values (TLVs). For sites outside California, Cal/OSHA PELs are included as an additional reference.

ARSENIC

Metallic arsenic is most commonly a gray, brittle, crystalline solid. It can also be in a black or yellow amorphous form. Arsenic is also commonly found in its volatile white trioxide form. Arsenic is used in several insecticides, herbicides, defoliants, desiccants, and rodenticides and appears in a variety of forms. It is also used in tanning, pigment production, glass manufacturing, wood preservation, and anti-fouling coatings. Arsenic is classified as a known carcinogen.

Short-term exposure to arsenic can cause marked irritation of the stomach and intestines with nausea, vomiting, and diarrhea. In severe cases the vomiting and stools are bloody and the exposed individual goes into collapse and shock with weak, rapid pulse, cold sweats, coma, and death. Inorganic arsenicals are more toxic than organic arsenicals, and the trivalent form is more toxic than the pentavalent form. Acute arsenic poisoning usually results from ingestion exposures. Blood cell changes, blood vessel damage, and impaired nerve function can also result from chronic arsenic ingestion. Other effects include skin changes, irritation of the throat, increased risk of cancer of the liver, bladder, kidney, and lung.

- The OSHA PEL is listed as 0.01 mg/m3 for inorganic forms of arsenic and 0.5 mg/m3 for organic forms.
- The Cal/OSHA PEL is listed as 0.01 mg/m3 for inorganic forms of arsenic and 0.2 mg/m3 for organic forms.
- The TLV is listed as 0.01 mg/m3 for arsenic and inorganic arsenic compounds.

WARNING: This chemical is known to the State of California to cause cancer.

WARNING: This chemical is known to the State of California to cause birth defects or other reproductive harm.

LEAD

Lead (inorganic) is a bluish-white, silver or gray odorless solid. Short-term exposure to lead can cause decreased appetite, insomnia, headache, muscle and joint pain, colic, and constipation. Considerable data exist on the effects of lead exposure in humans. It is a poison by ingestion and a suspected human carcinogen of the lungs and kidneys. There are data to suggest that lead is a mutagen and can cause reproductive effects. Human systemic effects by ingestion and inhalation (the two routes of absorption) include loss of appetite, anemia, malaise, insomnia, headache, irritability, muscle and joint pains, tremors, flaccid

paralysis without anesthesia, hallucinations and distorted perceptions, muscle weakness, gastritis, and liver changes. Recent experimental evidence suggests that blood levels of lead below 10 μg/dl (micrograms per deciliter) can have the effect of diminishing the IQ scores of children.

- The OSHA PEL is listed as 0.05 mg/m3 and the OSHA PEL for tetraethyl lead and tetramethyl lead is listed as 0.075 mg/m3.
- The Cal/OSHA PEL for elemental lead is listed as 0.05 mg/m3 and the Cal/OSHA PEL for tetraethyl lead and tetramethyl lead is listed as 0.075 mg/m3.
- The TLV for elemental lead is listed as 0.05 mg/m3, the TLV for tetraethyl lead is 0.1 mg/m3 and the TLV for tetramethyl lead is 0.15 mg/m3.

Note: Published exposure limits designate a skin notation indicating that dermal contact (to organic forms) can contribute to the overall exposure.

WARNING: This chemical is known to the State of California to cause cancer.

WARNING: This chemical is known to the State of California to cause birth defects or other reproductive harm.

CADMIUM

Cadmium dust is an odorless gray powder. Short-term exposure to cadmium dust can cause irritation of the nose and throat, cough, chest pain, sweating, chills, shortness of breath, and weakness. Inhalation of cadmium compounds has been shown to cause lung cancer in humans. Fatal concentrations may be breathed without sufficient discomfort to warn a worker to leave the area. Ingestion of cadmium dust may cause nausea, vomiting, diarrhea, and abdominal cramps.

- The OSHA PEL is listed as 0.005 mg/m3.
- The Cal/OSHA PEL is listed as 0.005 mg/m3.
- The TLV is listed as 0.01 mg/m3 for dust (total) and 0.002 mg/m3 for the respirable dust fraction.

WARNING: This chemical is known to the State of California to cause cancer.

WARNING: This chemical is known to the State of California to cause birth defects or other reproductive harm.

COPPER

In its elemental form, copper is a common metal with a distinct reddish color. Human systemic effects by ingestion include nausea and vomiting. In animals, inhalation of copper dust has caused hemolysis of the red blood cells, deposition of hemofuscin in the liver and pancreas, and injury to the lung cells. Short-term exposure to copper dust can cause a feeling

of illness similar to the common cold with sensations of chills and stuffiness of the head. Small copper particles may enter the eye and cause irritation, discoloration, and damage.

- The OSHA PEL is listed as 0.1 mg/m3 for copper as a fume, and 1.0 mg/m3 for dust.
- The Cal/OSHA PEL is listed as 0.1 mg/m3 for copper as a fume, and 1.0 mg/m3 for dust.
- The TLV is listed as 0.2 mg/m3 for copper as a fume, and 1.0 mg/m3 for dust (a value of 0.1 mg/m3 for elemental metal/and copper oxides, and 0.05 mg/m3 for soluble compounds is proposed).

NICKEL

Nickel is a silvery gray, metallic, odorless metal. It is a confirmed carcinogen with experimental carcinogenic, neoplastigenic, tumorigenic, and teratogenic data. Nickel is a poison by ingestion, subcutaneous, and intravenous routes. Hypersensitivity to nickel is common and can cause allergic contact dermatitis, pulmonary asthma, and conjunctivitis. Exposure to nickel can cause pneumonitis. Nickel and its compounds have also been reported to cause cancer of the lungs and sinuses. Nickel itself is not very toxic if swallowed.

- The OSHA PEL is listed as 1.0 mg/m3 for elemental, insoluble and soluble compounds, as Ni.
- The Cal/OSHA PEL is listed as 1.0 mg/m3 for metal and insoluble compounds (as Ni), and 0.1 mg/m3 for soluble compounds.
- The TLV is listed as 1.5 mg/m3 for elemental compounds, 0.2 mg/m3 for insoluble compounds, and 0.1 mg/m3 for soluble inorganiccompounds and nickel subsulfide, as Ni.

WARNING: This chemical is known to the State of California to cause cancer.

POLYNUCLEAR AROMATIC HYDROCARBONS (PAHS)

PAHs constitute a class of materials of which benzo[a]pyrene (BaP) is one of the most common and also the most hazardous. In general, PAHs can be formed in any hydrocarbon combustion process. The less efficient the combustion process, the higher the PAH emission factor is likely to be. The major sources are stationary sources, such as heat and power generation, refuse burning, industrial activity, such as coke ovens, and coal refuse heaps. PAHs may also be released from oil spills. Because of the large number of sources, people are exposed to very low levels of PAHs every day.

Certain PAHs, such as the more common BaP, have been demonstrated to be carcinogenic at relatively high exposure levels in laboratory animals. BaP is a yellowish crystalline solid that consists of five benzene rings joined together. It is highly soluble in fat tissue and has been shown to produce tumors in the stomachs of laboratory mice. In addition, skin cancers

have been induced in a variety of animals at very low levels and unspecified lengths of application.

It is important to recognize the PAHs' ability to adhere to soil and other particulates. Therefore, good particulate emission controls and the use of air purifying respirators with particulate filters are required for protection against airborne PAH hazards.

- The OSHA PEL is listed as 0.2 mg/m3 (as coal tar pitch volatiles).
- The Cal/OSHA PEL is listed as 0.2 mg/m3 (as coal tar pitch volatiles).
- The TLV is listed as 0.2 mg/m3 (coal tar pitch volatiles, as benzene soluble aerosol).

POLYCHLORINATED BIPHENYLS (PCBs)

PCBs are a series of technical mixtures consisting of many isomers and compounds that vary from mobile oil liquids to white crystalline solids and hard non-crystalline resins. Technical products vary in composition, in the degree of chlorination, and possibly according to batch. Generally, they are moderately toxic by ingestion, and some are poisons by other routes. Most are suspect human carcinogens and experimental tumorigens, and exhibit experimental reproductive effects. They have two distinct actions on the body: a skin effect (chloracne) and a toxic action on the liver. The higher the chlorine content, the more toxic the PCBs tend to be.

- The OSHA PEL is listed as 0.5 mg/m3 for 54% chlorine content (as a PCB) and 1.0 mg/m3 for 42% chlorine content (as a PCB).
- The Cal/OSHA PEL is listed as 0.5 mg/m3 for 54% chlorine content (as a PCB) and 1.0 mg/m3 for 42% chlorine content (as a PCB).
- The TLV is listed as 0.5 mg/m3 for 54% chlorine content (as a PCB) and 1.0 mg/m3 for 42% chlorine content (as a PCB).

Note: Published exposure limits designate a skin notation indicating that dermal contact can contribute to the overall exposure.

WARNING: This chemical is known to the State of California to cause cancer.

WARNING: This chemical is known to the State of California to cause birth defects or other reproductive harm.

DIOXINS

"Dioxin" is a general term that describes a group of hundreds of chemicals that are highly persistent in the environment. The most toxic compound is 2,3,7,8-tetrachlorodibenzo-p-dioxin or TCDD. The toxicity of other dioxins and chemicals like PCBs that act like dioxins are measured in relation to TCDD. Dioxins are formed as unintentional by-products of

many industrial processes involving chlorine such as waste incineration, chemical and pesticide manufacturing, and pulp and paper bleaching.

Dioxins are formed by burning chlorine-based chemical compounds with hydrocarbons. The major source of dioxins in the environment (95%) comes from incinerators burning chlorinated wastes. Dioxins are confirmed human carcinogens and can also cause severe reproductive and developmental problems (at levels 100 times lower than those associated with their cancer-causing effects). Dioxins can also cause immune system damage and interfere with regulatory hormones.

WARNING: These chemicals are known to the State of California to cause cancer.

GASOLINE

Gasoline is produced from the light distillates during petroleum fractionation. Its major components include paraffins, olefins, naphthenes, aromatics, and recently ethanol. Gasoline also contains various functional additives as required for different uses, such as antiknock fluids, antioxidants, metal deactivators, corrosion inhibitors, anti-icing agents, preignition preventers, upper-cylinder lubricants, dyes, and decolorizers. Lead additives in particular were widely used in gasoline until the introduction of vehicle catalytic converters.

Mild cases of gasoline ingestion can cause inebriation, vomiting, vertigo, drowsiness, confusion, and fever. Aspiration into the lungs and secondary pneumonia may occur unless prevented. Gasoline can cause hyperemia of the conjunctiva and other eye disturbances. Gasoline is a skin irritant and a possible allergen. Repeated or chronic dermal contact can result in drying of the skin, lesions, and other dermatologic conditions.

- No OSHA PEL is listed for gasoline.
- The Cal/OSHA PEL is listed as 300 ppm.
- The TLV is listed as 300 ppm.

WARNING: The exhaust from this chemical is known to the State of California to cause cancer.

DIESEL FUEL

Diesel fuel is a gas oil fraction available in various grades as required by different engines. Composition of diesel varies in ratios of predominantly aliphatic, olefinic, cycloparaffinic, aromatic hydrocarbons, and additives.

It is a severe skin irritant and ingestion of diesel can lead to systemic effects such as gastrointestinal irritation, vomiting, diarrhea, and, in severe cases, drowsiness and central nervous system depression, progressing to coma and death. Absorption of diesel fuel can cause hemorrhaging and pulmonary edema, progressing to pneumonitis and renal

involvement. It is combustible when exposed to heat or flame, and can react with strong oxidizing materials.

- No OSHA PEL or Cal/OSHA PEL is listed for diesel.
- The TLV is listed as 100 mg/m3 as total hydrocarbons (vapor and aerosol).

Note: Published exposure limits designate a skin notation indicating that dermal contact can contribute to the overall exposure.

WARNING: The exhaust from this chemical is known to the State of California to cause cancer.

MOTOR OIL

Motor oil is a dark viscous liquid. It is composed of aliphatic, olefinic, naphthenic (cycloparaffinic), and aromatic hydrocarbons, as well as additives depending on specific uses. Motor oil has a burning lubricating oil odor. Short-term exposure via dermal contact with motor oil can cause irritation to the skin and dermatitis. Inhalation of motor oil can cause aspiration. Target organs are the upper respiratory system and the skin.

- No OSHA PEL, Cal/OSHA PEL, or ACGIH TLV is listed for motor oil.

BENZENE

Benzene is a clear, volatile liquid. It is colorless, highly flammable, and toxic, with a characteristic odor. It is a severe eye and moderate skin irritant. Human effects by inhalation and ingestion include euphoria, changes in sleep and motor activity, nausea and vomiting, other blood effects, dermatitis, and fever. In industry, inhalation is the primary route of chronic benzene poisoning. If the liquid is aspirated into the lung it may cause pulmonary edema. Poisoning by skin contact has also been reported. Exposure to high concentrations (3,000 ppm) may result in acute poisoning, which is characterized by the narcotic action of benzene on the central nervous system. Chronic poisoning occurs most commonly through inhalation and dermal absorption. Benzene is a known human carcinogen that can cause leukemia.

- The OSHA PEL is listed as 1 ppm.
- The Cal/OSHA PEL is listed as 1 ppm.
- The TLV is listed as 0.5 ppm.

Note: Published exposure limits designate a skin notation indicating that dermal contact can contribute to the overall exposure.

WARNING: This chemical is known to the State of California to cause cancer.

WARNING: This chemical is known to the State of California to cause birth defects or other reproductive harm.

TOLUENE

Toluene is a colorless liquid with a benzol-like odor. Human systemic effects of exposure to toluene include central nervous system changes, hallucinations or distorted perceptions, motor activity changes, psychophysiological changes, and bone marrow changes. It is a severe eye irritant and an experimental teratogen. Inhalation of high vapor concentrations may cause impairment of coordination and reaction time, headaches, nausea, eye irritation, loss of appetite, a bad taste in the mouth, and lassitude.

- The OSHA PEL is listed as 200 ppm.
- The Cal/OSHA PEL is listed as 50 ppm.
- The TLV is listed as 50 ppm (a value of 20 ppm is proposed).

Note: Published exposure limits designate a skin notation indicating that dermal contact can contribute to the overall exposure.

WARNING: This chemical is known to the State of California to cause birth defects or other reproductive harm.

ETHYLBENZENE

Ethylbenzene is a clear, colorless liquid. It is mildly toxic by inhalation and skin contact. Inhalation can cause eye, sleep, and pulmonary changes. It is an eye and skin irritant at levels as low as 0.1% (1,000 ppm) of the vapor in air. At higher concentrations, it is extremely irritating at first, then can cause dizziness, irritation of the nose and throat, and a sense of constriction in the chest. Exposure to high concentrations of ethylbenzene vapor may result in irritation of the skin and mucous membranes, dizziness, irritation of the nose and throat, and a sense of constriction of the chest.

- The OSHA PEL is listed as 100 ppm.
- The Cal/OSHA PEL is listed as 100 ppm.
- The TLV is listed as 100 ppm.

XYLENE

Xylene is a clear, colorless liquid. It exhibits the general chlorinated hydrocarbon central nervous system effects, olfactory (smell) changes, eye irritation and pulmonary changes. It is a severe skin irritant. There are three isomers: ortho, meta, and para. Exposure to high concentrations of xylene vapor may result in eye and skin irritation. Eye irritation may occur at concentrations of about 200 ppm.

- The OSHA PEL is listed as 100 ppm.
- The Cal/OSHA PEL is listed as 100 ppm.
- The TLV is listed as 100 ppm.

NAPHTHALENE

Naphthalene is a colorless to brown solid with an odor of mothballs. Poisoning may occur by inhalation, ingestion, or skin absorption. Naphthalene can cause nausea, headache, fever, anemia, liver damage, vomiting, convulsions, and coma. It is an experimental teratogen and a questionable carcinogen.

Naphthalene is flammable when exposed to heat or flame and reacts with oxidizing materials. It is explosive in the form of vapor or dust when exposed to heat or flame. When heated to decomposition, it emits acrid smoke and irritating fumes.

- The OSHA PEL is listed as 10 ppm.
- The Cal/OSHA PEL is listed as 10 ppm.
- The TLV is listed as 10 ppm.

Note: Published exposure limits designate a skin notation indicating that dermal contact can contribute to the overall exposure.

3.2 Hazard Communication

In accordance with the Hazard Communication standard, material safety data sheets (MSDSs) will be maintained on site for chemical products used by BC personnel at the Site (i.e., spray paint, PVC cement, etc.). Subcontractors will be responsible for maintaining MSDSs for chemical products they bring on Site. In addition, containers will be clearly labeled in English to indicate their contents and appropriate hazard warnings. Please note that labeling containers includes, but is not limited to, any waste, used PPE, and/or decontamination materials collected.

3.3 Physical Hazards

The following physical hazards, as marked below, have been identified and may be encountered during scheduled field activities.

☒ Slips, Trips and Falls	☒ Housekeeping
☒ Heavy Equipment	☐ Materials and Equipment Handling - Lifting
☒ Excavations	☐ Drilling
☒ Noise	☒ Underground Utilities
☐ Overhead Utilities	☐ Equipment Refueling
☐ Electrical Equipment	☐ Lockout/Tagout

☐ Confined Spaces	☐ Fire
☐ Sharp Objects/Cutting	☐ Cutting Acetate Sleeves
☐ Elevated Platforms	☐ Ladder Use
☐ Traffic	☒ Driving
☐ Arc Flash Protection	☐ Boating Safety
☐ Building Collapse	☒ Personal Safety – Urban Setting

Actions to be taken to protect against the hazards identified are provided in the sections below.

3.3.1 Slip, Trips and Falls

Slipping hazards may exist due to uneven terrain, wet or slick surfaces, leaks or spills. Tripping hazards may be present from elevation changes, debris, poor housekeeping or tools and equipment. Some specific hazards may include: climbing/descending ladders, scaffolding, berms or curbing. Collectively, these types of injuries account for nearly 50 percent of all occupational injuries and accepted disabling claims. Prevention requires attention and alertness on the part of each worker, following and enforcing proper procedures, including good housekeeping practices, and wearing appropriate protective equipment.

3.3.2 Housekeeping

Personnel shall maintain a clean and orderly work environment. Make sure that all materials stored in tiers are stacked, racked, blocked, interlocked, or secured to prevent sliding, falling, collapse, or overturning. Keep aisles and passageways clear and in good repair to provide for free and safe movement of employees and material-handling equipment. Do not allow materials to accumulate to a degree that it creates a safety or fire hazard.

During construction activities, scrap and form lumber with protruding nails and other items shall be kept clear from work areas, passageways, and stairs. Combustible scrap and debris shall be removed at regular intervals. Safe means must be provided to facilitate removal of debris.

Containers must be provided for collecting and separating waste, used rags and other debris. Containers used for garbage and other oily flammable or hazardous waste such as caustics, acids, harmless dusts, etc., must be separated and equipped with covers. Garbage and other waste shall be disposed of at frequent and regular intervals.

3.3.3 Heavy Equipment

Equipment, including earth-moving equipment, drill rigs, or other heavy machinery, will be operated in compliance with the manufacturer's instructions, specifications, and limitations, as well as any applicable regulations. The operator is responsible for inspecting the equipment prior to use each work shift to verify that it is functioning properly and safely.

The following precautions should be observed whenever heavy equipment is in use.

- PPE, including steel-toed boots, safety glasses, high visibility vests, and hard hats must be worn.

- Personnel must be aware of the location and operation of heavy equipment and take precautions to avoid getting in the way of its operation. Workers must never assume that the equipment operator sees them; eye contact and hand signals should be used to inform the operator of the worker's intent.
- Personnel should not walk directly in back of, or to the side of, heavy equipment without the operator's knowledge. Workers should avoid entering the swing radius of equipment and be aware of potential pinch points.
- Nonessential personnel will be kept out of the work area.

3.3.4 Excavations

A competent person who is capable of identifying existing and predictable hazards in the surroundings, or working conditions that are unsanitary, hazardous, or dangerous to employees, and who has authorization to take prompt corrective measures to eliminate them, will be present during excavation activities.

The atmosphere will be tested in excavations, before employees are permitted to enter and begin work, greater than 4 feet in depth or where oxygen deficiency or toxic or flammable gases are likely to be present. The atmosphere shall be ventilated and re-tested until flammable gas concentrations less than 5 percent of the lower explosive limit (LEL) and site-specific action levels are obtained. Worker entry will not be allowed if the oxygen concentration is less than 20 percent. In addition, a safe means of access and egress (i.e., a ladder, stairs or ramp) must be provided so that no more than 25 feet of lateral travel is required by employees.

Workers will not enter unstable excavations or excavations greater than 5 feet in depth without appropriate protective systems such as benching, sloping, or shoring. If shoring or shielding systems are not used, side slopes will not be steeper than 1½:1 without written confirmation from the competent person that slope is safe for the soil conditions. Excavations will be constructed in accordance with the OSHA Excavation Safety Standard (29CFR1926 Subpart P).

The competent person will inspect excavations daily. If there is evidence that a cave-in or slide is possible, work will cease until the necessary safeguards have been taken. Excavated material will be placed far enough from the edge of the excavation (a minimum of 2 feet) so that it does not fall back into the opening or affect the integrity of the sidewall. At the end of each day's activities, open excavations will be clearly marked and secured to prevent nearby workers or unauthorized personnel from entering them. Remote sampling techniques will be the preferred method of sample collection in excavations.

3.3.5 Noise

Noise may result primarily from the operation of heavy equipment, process machinery or other mechanical equipment. Hearing protection with the appropriate noise reduction rating (NRR) shall be worn in areas with high noise levels. A good rule of thumb to determine if hearing protection is needed is the inability to have a conversation at arms length without raising voice levels. If loud noise is present or normal conversation becomes difficult, hearing protection in the form of ear plugs, or equivalent, will be required.

3.3.6 Underground Utilities

Reasonable efforts will be made to identify the location(s) of underground utilities (e.g., pipes, electrical conductors, fuel lines, and water and sewer lines) before intrusive soil work is performed. The state underground utility notification authority (e.g., USA, Dig Alert, Blue Stake, etc.) will be contacted prior to the start of intrusive field activities in accordance with local notification requirements. In areas not evaluated or serviced by the underground utility notification authority, and a reasonable potential for underground utilities exists, one or more of the following techniques will be employed to determine the location of subsurface structures.

- Contracting the services of a qualified private utility locator.
- Having a survey of the subject area conducted by staff trained in the use of subsurface utility locating equipment.
- Subsurface testing (i.e., hand digging or potholing) to the expected depth of probable utilities (not less than 5 feet).

If utilities cannot be located or if unlocated utilities are suspected to be present, subsurface activities (i.e., borings, excavation) should not be conducted before the location(s) or absence of underground utilities is confirmed.

Typical subsurface location marks are as follows:

- Red – electrical,
- Yellow – gas/oil/steam,
- Blue – water,
- Green – sanitary/storm drains/culverts,
- Orange – communications, and
- White – proposed excavation or boring.

Intrusive work should be limited to the area 3.3 feet (1 meter) on either side of the location marks. In some special cases such as fiber optics and high-pressure pipelines this area should be expanded to 16.5 feet (5 meters) on either side of the utility.

3.3.7 Driving

A lot of driving is required to get to, from, and between project Sites. Safe vehicle maintenance and operation must be a priority. It requires knowledge of directions to (and conditions of) the Site in advance, careful exiting and merging into traffic, anticipating the unexpected, remaining alert to one's physical and mental condition, resisting distractions such as cell phone use, other car activities and contacting assistance when needed. Report all vehicle accidents/incidents to BC's Risk Manager.

3.3.8 Personal Safety - Urban Setting

Working in a distressed neighborhood may present hazards associated with street violence or other crime. In these situations, mental preparation before going to the Site and awareness while on Site are of key importance. If in doubt, always ask Site or client personnel about the safety of a

neighborhood. Forethought should be given to arranging to work during daylight hours if possible. Take advantage of any Site security measures (monitoring cameras, security guards) and investigate such measures prior to the field work. Once in the field, work in parties of two or more and stay within view of the general public. Keep a charged cell phone nearby or on your person at all times. Become familiar with your location so you can effectively communicate it over the phone.

In addition to these basic principals, the following is a list of common personal safety rules that apply not only to work at the Site, but to general safety practices while in the field and also between work shifts.

- If at all possible, work/travel in groups. Do not venture out alone.
- Be alert. Notice who passes you and who's behind you. Maintain distance between yourself and strangers. Know where you are, and note potential exit paths.
- If work has paused do not appear slack or distracted. Do not sit in a vehicle with the doors unlocked.
- Walk in well-lighted areas. Don't walk close to bushes, alleys, and so on. In dark or deserted neighborhoods, walk down the middle of the street (be alert to vehicle traffic).
- If a car pulls up slowly, or the occupants of the vehicle bother you, cross the street and walk or run in the other direction. If you are pursued, dial 911.
- If you feel someone is following you, turn around and check. Proceed to the nearest lighted house or place of business.
- Don't overburden yourself with bags or packages, which might impede running or taking care of yourself.
- Be aware of loose clothing, packs/purses and hair. These give an assailant an easier method of grabbing and controlling you. Wear unrestrictive clothing for ease of movement (but not overly loose).
- Carry a non-weapon personal safety device (such as a whistle, panic button, or key light) - anything that could visually or audibly draw attention to your location.
- What you carry in your hand(s) is important. Valuables make you a potential target. Items such as a hand auger or tool may help you be perceived as a less-than-inviting victim.
- Carry as little cash as possible.
- Hold your purse tightly, close to your body. Keep your wallet in a front or in a buttoned, hip pocket. When at a fixed location, lock your valuable items away and out of site (i.e., in a trunk).
- Be careful when people stop you for directions or information. Always reply from a distance; never get too close to a stranger' car.
- If you feel that you are in danger, don't be afraid to scream and run.
    - Toss wallet/keys away from direction of escape.
    - Don't attach car keys to house keys.
    - Leave large valuables (purse, laptop) locked and hidden in the vehicle.

3.4 Natural Phenomena

Natural phenomena such as weather-related emergencies and acts of nature can affect employees' safety. Natural phenomena can occur with little or no warning. If an emergency situation arises as a result of natural phenomena, adhere to the contingency procedures outlined in Section 10. The following natural phenomena have been identified and may be encountered during scheduled field activities.

- ☒ Sunburn
- ☒ Heat Stress
- ☒ Cold Stress
- ☐ Lightening/Electrical Storms
- ☐ Hurricanes
- ☐ Tornados and Strong/Straight Line Winds
- ☒ Earthquakes

3.4.1 Sunburn

Working outdoors with the skin unprotected for extended periods of time can cause sunburn to the skin. Excessive exposure to sunlight is associated with the development of skin cancer. Field staff should take precautions to prevent sunburn by using sunscreen lotion and/or wearing hats and long-sleeved garments.

3.4.2 Heat Stress

Adverse climate conditions, primarily heat, are important considerations in planning and conducting site operations. Heat-related illnesses range from heat fatigue to heat stroke, with heat stroke being the most serious condition. The effects of ambient temperature can cause physical discomfort, loss of efficiency, and personal injury, and can increase the probability of accidents. In particular, protective clothing that decreases the body's ventilation can be an important factor leading to heat-related illnesses.

To reduce the possibility of heat-related illness, workers should drink plenty of fluids and establish a work schedule that will provide sufficient rest periods for cooling down. Personnel shall maintain an adequate supply of non-caffeinated drinking fluids on site for personal hydration. Workers should be aware of signs and symptoms of heat-related illnesses, as well as first aid for these conditions. These are summarized in the table below.

Condition	Signs	Symptoms	Response
Heat Rash or Prickly Heat	Red rash on skin.	Intense itching and inflammation.	Increase fluid intake and observe affected worker.
Heat Cramps	Heavy sweating, lack of muscle coordination.	Muscle spasms, and pain in hands, feet, or abdomen.	Increase fluid uptake and rest periods. Closely observe affected worker for more serious symptoms.

Condition	Signs	Symptoms	Response
Heat Exhaustion	Heavy sweating; pale, cool, moist skin; lack of coordination; fainting.	Weakness, headache, dizziness, nausea.	Remove worker to a cool, shady area. Administer fluids and allow worker to rest until fully recovered. Increase rest periods and closely observe worker for additional signs of heat exhaustion. If symptoms of heat exhaustion recur, treat as above and release worker from the day's activities after he/she has fully recovered.
Heat Stroke	Red, hot, dry skin; disorientation; unconsciousness	Lack of or reduced perspiration; nausea; dizziness and confusion; strong, rapid pulse.	Immediately contact emergency medical services by dialing emergency medical services. Remove the victim to a cool, shady location and observe for signs of shock. Attempt to comfort and cool the victim by administering small amounts of cool water (if conscious), loosening clothing, and placing cool compresses at locations where major arteries occur close to the body's surface (neck, underarms, and groin areas). Carefully follow instructions given by emergency medical services until help arrives.

3.4.3 Cold Stress

Workers performing activities during winter and spring months may encounter extremely cold temperatures, as well as conditions of snow and ice, making activities in the field difficult. Adequate cold weather gear, especially head and foot wear, is required under these conditions. Workers should be aware of signs and symptoms of hypothermia and frostbite, as well as first aid for these conditions. These are summarized in the table below.

Condition	Signs	Symptoms	Response
Hypothermia	Confusion, slurred speech, slow movement.	Sleepiness, confusion, warm feeling.	Remove subject to a non-exposed, warm area, such as truck cab; give warm fluids; warm body core; remove outer and wet clothing and wrap torso in blankets with hot water bottle or other heat source. Get medical attention immediately.
Frostbite	Reddish area on skin, frozen skin.	Numbness or lack of feeling on exposed skin.	Place affected extremity in warm, not hot, water, or wrap in warm towels. Get medical attention.
Trench Foot	Swelling and/or blisters of the feet	Tingling/itching sensation; burning; pain in the feet	Remove wet/constrictive clothing and shoes. Gently dry and warm feet with slight elevation. Seek medical attention.

3.4.4 Earthquakes

Earthquakes strike suddenly, violently, and without warning. If your project is located near a fault line, earthquakes are an unpredictable possibility. For long term projects with temporary or permanent office area, keep an emergency preparedness kit consisting of, but not limited to:

- Current project/office contacts list - how to reach folks in an emergency,
- Blankets,
- Flashlights,
- Radio (operated by batteries),
- Batteries for flashlight and radio (note: batteries should be replaced as needed to assure freshness),

- Water (unless there is a water bubbler that can be used with no electricity), and
- Snack crackers, dried fruit, etc. - a source of food that won't go bad.

This kit is meant to serve as overnight survival in the event that it becomes unsafe to leave the project site. The kit's contents should be suited to meet the size and needs of your project.

If you feel the earth shaking, consider the following tips:

- Drop down; take cover under a desk or table and hold on.
- Stay indoors until the shaking stops and you are sure it is safe to exit.
- Stay away from bookcases, shelves, or anything that could fall on you.
- Stay away from windows.
- If inside a building, expect fire alarms and sprinklers to go off during the quake.
- If you are outdoors, find a clear spot away from buildings, trees, and power lines. Drop to the ground and cover your head.

If you are in a car, slow down and drive to a clear place, preferably away from power lines. Stay in the car until the shaking stops.

3.5 Biological Hazards

The following biological hazards have been identified and may be encountered during scheduled field activities.

- ☐ Bloodborne Pathogens/Sanitary Waste
- ☐ Rodents and Mammals
- ☐ Reptiles/Snakes
- ☐ Venomous Insects
- ☐ Mosquitoes
- ☐ Fire Ants
- ☐ Spiders/Scorpions
- ☐ Ticks
- ☐ Poisonous Plants

If any biological hazards are identified at the Site, workers in the area will immediately notify the SSO and nearby personnel.

4. PERSONAL PROTECTIVE EQUIPMENT

The purpose of PPE is to protect employees from hazards and potential hazards they are likely to encounter during site activities. The amount and type of PPE used will be based on the nature of the hazard encountered of anticipated. Respiratory protection will be utilized when an airborne hazard has been identified using real-time air monitoring devices, or as a precautionary measure in areas designated by the RSUM or SSO.

Dermal protection, primarily in the form of chemical-resistant gloves and coveralls, will be worn whenever contact with chemically affected materials (e.g., soil, groundwater, sludge) is anticipated, without regard to the level of respiratory protection required.

On the basis of the hazards identified for this project, the following levels of personal protective equipment (PPE) will be required and used. Changes to the specified levels of PPE will not be made without the approval of the SSO after consultation with the RSUM.

4.1 Conditions Requiring Level D Protection

In general, site activities will commence in Level D PPE unless otherwise specified, or if the SSO determines on site that a higher level of PPE is required. Air monitoring of employee breathing zones will be routinely conducted using real-time air monitoring devices to determine if upgrading to Level C PPE is necessary. Level D PPE will be permitted as long as air monitoring data indicate that airborne concentrations of chemicals of concern are maintained below the site-specific action levels defined in Section 5.2. Level A or B PPE is not anticipated and is therefore not addressed in this plan. If Level A or B PPE is necessary, this HASP will be revised to reflect changes as appropriate.

It is important to note that dermal protection is required whenever contact with chemically-affected materials is anticipated. The following equipment is specified as the minimum PPE required to conduct activities at the Site:

- Work shirt and long pants,
- ANSI- or ASTM-approved steel-toed boots or safety shoes,
- ANSI-approved safety glasses, and
- ANSI-approved hard hat.

Other personal protection readily available for use, if necessary, includes the following items.

- Outer nitrile gloves (11 mil or thicker) and inner nitrile surgical gloves when direct contact with chemically affected soils or groundwater is anticipated (nitrile surgical gloves may be used for collecting or classifying samples as long as they are removed and disposed of immediately after each sampling event).
- Chemical-resistant clothing (e.g., Tyvek or polycoated Tyvek coveralls) when contact with chemically affected soils or groundwater is anticipated.

- Safety shoes/boots with protective overboots or knee-high PVC polyblend boots when direct contact with chemically affected soils is anticipated.
- Hearing protection.
- Sturdy work gloves.
- High-visibility traffic safety vest.

Work will cease and PPE upgraded if action levels specified in Section 5.2 are exceeded. The RSUM will be notified whenever PPE is upgraded or downgraded.

4.2 Conditions Requiring Level C Protection

If air monitoring indicates that the site-specific action levels defined in Section 5.2 are exceeded, workers in the affected area(s) will upgrade PPE to Level C. In addition to the protective equipment specified for Level D, Level C also includes the following items.

- NIOSH-approved half- or full-face air-purifying respirator (APR) equipped with appropriate cartridges (reference Section 5.2). Note: safety glasses are not required when wearing a full-face APR.
- Outer nitrile gloves (11 mil or thicker) and inner nitrile surgical gloves when direct contact with chemically affected soils or groundwater is anticipated (nitrile surgical gloves may be used for collecting or classifying samples as long as they are removed and disposed of immediately after each sampling event).
- Chemical-resistant clothing (e.g., Tyvek or polycoated Tyvek coveralls) when contact with chemically affected soils or groundwater is anticipated.
- Safety shoes/boots with protective overboots or knee-high PVC polyblend boots when direct contact with chemically affected soils is anticipated.
- Hearing protection.
- Sturdy work gloves.

Respirators will be stored in clean containers (i.e., self-sealing bag) when not in use. Respirator cartridges will be replaced in accordance with the following change-out schedule.

Type of Cartridge	Cartridge Change-out Schedule
Particulate (i.e., HEPA)	At least weekly or sooner the employee detects an increase in breathing resistance. This will occur as the filter becomes loaded with particulate matter.
Sorbent (i.e., organic vapor)	At the end of each day's use or sooner if the employee detects an abnormal odor or other indicator.

Personnel who wear air-purifying respirators must be trained in their use and must have successfully passed either a qualitative or quantitative respirator fit test, and medical evaluation within the last 12 months in accordance with and 29 CFR 1910.134.

4.3 Stop Work Conditions

If air monitoring indicates that the site-specific action levels defined in Section 5.2 are exceeded, activities will cease, and personnel must evacuate the designated Exclusion Zone. The PM and RSUM will be contacted immediately.

Work will also cease if unanticipated conditions or materials are encountered or if an imminent danger is identified. The SSO will immediately contact the RSUM for consultation.

5. AIR MONITORING PLAN

Real-time air monitoring devices will be used to analyze airborne contaminant concentrations approximately every 15 minutes in the workers' breathing zones while workers are in the designated Exclusion Zone, or when task or exposure conditions change (whichever frequency is less). If elevated concentrations are indicated, the monitoring frequency will be increased, as appropriate.

Background concentrations will be determined at the beginning of each work shift by collecting several instrument readings upwind of the scheduled activities. Alternatively, background levels can be determined by collecting readings from a nearby (upwind) area that can reasonably be considered unaffected by Site activities.

Real-time measurements will be made as near as feasible to the breathing zone of the worker with the greatest exposure potential in each active work area. If authorized by the RSUM, real time measurements may cease being taken when enough historical data is generated to warrant its cessation. Air monitoring will be reinstated if potential exposure conditions change.

The equipment will be calibrated daily, and the results will be recorded on BC's Air Monitoring Form. The results of air monitoring will also be recorded on the Air Monitoring Form and will be retained in the project files following completion of field activities. A copy of the Air Monitoring Form is located in Appendix A.

5.1 Monitoring Instruments

On-site worker exposure to airborne contaminants will be monitored during intrusive site activities. A calibrated photoionization detector (PID) with a lamp strength of 10.6 eV or flame ionization detector (FID) will be used to monitor changes in personnel exposure to volatile organic compounds (VOCs). The SSO, or designee, will perform routine monitoring during site operations to evaluate concentrations of VOCs in employee breathing zones. If VOCs are detected above predetermined action levels specified in Section 5.2, the procedures found in Section 4 of this HASP will be followed.

5.2 Site Specific Action Levels

The following action levels were developed for exposure monitoring with real-time air monitoring instruments. Air monitoring data will determine the required respiratory protection levels at the Site during scheduled intrusive activities. The action levels are based on sustained readings indicated by the instrument(s). Air monitoring will be performed and recorded at up to 15-minute intervals.

If elevated concentrations are indicated, the monitoring frequency will be increased, as appropriate. If during this time, sustained measurements are observed, the following actions will be instituted, and the PM and RSUM will be notified. For purposes of this HASP, sustained readings are defined as the average airborne concentration maintained for a period of one (1) minute above established background levels.

Activity	Action Level	Level of Respiratory Protection
Soil Remediation	< 5 ppm above background	Level D: No respiratory protection required.
Soil Remediation	5 to 25 ppm	Level C: Half- or full-face air-purifying respirator fitted with organic vapor filter cartridges.
Soil Remediation	> 25 ppm	Cease operations and evacuate work area. Contact RSUM and PM immediately.

6. SITE CONTROL MEASURES

The SSO will conduct a safety inspection of the work site before each day's activities begin to verify compliance with the requirements of the HASP. Results of the first day's inspection will be documented on the Site Safety Checklist. A copy of the checklist is included in Appendix B. Thereafter, the SSO should document unsafe conditions or acts, along with corrective action, in the project field log book.

Procedures must be followed to maintain site control so that persons who may be unaware of site conditions are not exposed to hazards. The work area will be barricaded by tape, warning signs, or other appropriate means. Site equipment or machinery will be secured and stored safely.

Access to the specified work area will be limited to authorized personnel. Only BC employees and designated BC subcontracted personnel, as well as designated employees of the client, will be admitted to the work site. Personnel entering the work area are required to sign the signature page of this HASP, indicating they have read and accepted the health and safety practices outlined in this plan.

In some instances it may be necessary to define established work zones: an Exclusion Zone, a Contamination Reduction Zone, and a Support Zone. Work zones may be established based on the extent of anticipated contamination, projected work activities, and the presence or absence of non-project personnel. The physical dimensions and applicability of work zones will be determined for each area based on the nature of job activity and hazards present. Within these zones, prescribed operations will commence using appropriate PPE. Movement between zones will be controlled at checkpoints.

Considerable judgment is needed to maintain a safe working area for each zone, balanced against practical work considerations. Physical and topographical barriers may constrain ideal locations. Field measurements combined with climatic conditions may, in part, determine the control zone distances. Even when work is performed in an area that does not require the use of chemical-resistant clothing, work zone procedures may still be necessary to limit the movement of personnel and retain adequate site control.

Personnel entering the designated Exclusion Zone should exit at the same location. There must be an alternate exit established for emergency situations. In all instances, worker safety will take precedence over decontamination procedures. If decontamination of personnel is necessary, exiting the Site will include the decontamination procedures described in the following section.

7. DECONTAMINATION PROCEDURES

Decontamination will take place in the decontamination area identified on-Site. Workers, PPE, sampling equipment, and heavy equipment leaving the exclusion area will be inspected to determine the level of decontamination necessary to prevent the spread of potentially hazardous materials. Unnecessary equipment and support vehicles are to be left outside the designated Exclusion Zone so that decontamination will not be necessary.

Despite protective procedures, personnel may come in contact with potentially hazardous compounds while performing work tasks. If so, decontamination needs to take place using an Alconox or TSP wash, followed by a rinse with clean water. Standard decontamination procedures for levels C and D are as follows.

- equipment drop,
- boot cover and outer glove wash and rinse,
- boot cover and outer glove removal,
- suit removal,
- safety boot wash and rinse,
- inner glove wash and rinse,
- respirator removal,
- inner glove removal, and
- field wash of hands and face.

Site workers should employ only applicable steps in accordance with level of PPE worn and extent of contamination present. The SSO shall maintain adequate quantities of clean water to be used for personal decontamination (i.e., field wash of hands and face) whenever a suitable washing facility is not located in the immediate vicinity of the work area.

Disposable items will be disposed of in an appropriate container. Wash and rinse water generated from decontamination activities will be handled and disposed of properly. Non-disposable items (i.e., respirators) may need to be cleaned or sanitized before reuse. Each site worker is responsible for the maintenance, decontamination, and sanitizing of their own PPE.

Used equipment may be decontaminated as follows.

- Remove adhered materials (i.e., dirt or mud) to increase the effectiveness of the decontamination process.
- An Alconox or TSP and water solution may be used to wash the equipment.
- The equipment will then be rinsed with clean water until it is determined clean.

Each person must follow these procedures to reduce the potential for transferring chemically affected materials off site.

8. TRAINING REQUIREMENTS

BC Site personnel, including subcontractors and visitors conducting work in controlled areas of the Site, must have completed the appropriate training as required by 29 CFR 1910.120. In addition, the SSO will have completed the 8-hour Site Supervisor course, have current training in first aid and CPR, and any additional training appropriate to the level of site hazards. Further site-specific training will be conducted by the SSO prior to the initiation of project activities. This training will include, but will not necessarily be limited to, emergency procedures, site control, personnel responsibilities, and the provisions of this HASP. Each employee will document that they have been briefed on the hazards identified at the site and that they have read and understand the requirements of this HASP by signing the H&S Plan Acknowledgement Form attached as Appendix C.

A daily morning briefing to cover safety procedures and contingency plans in the event of an emergency is to be included with a discussion of the day's activities. These daily meetings will be recorded on the Daily Tailgate Safety Meeting Form. A copy of the Daily Tailgate Safety Meeting Form is included in Appendix D.

9. MEDICAL SURVEILLANCE REQUIREMENTS

BC Site personnel, including subcontractors and site visitors, who will or may work in an area designated as an exclusion zone must have fulfilled the appropriate medical monitoring requirements in accordance with 29 CFR 1910.120(f). Each individual entering an exclusion zone must have successfully completed an annual surveillance examination and/or an initial baseline examination within the last 12 months.

Medical surveillance is conducted as a routine program for BC field staff in accordance with the requirements of 29 CFR 1910.120(f). There will not be any special medical tests or examinations required for staff involved in this project.

A Hepatitis B vaccination will be offered to BC personnel before the person participates in a task where direct exposure to potentially infectious materials is a possibility (i.e., first aid or CPR). For personnel who have potential exposure to sanitary wastes, a current tetanus/diphtheria inoculation or booster is recommended.

10. CONTINGENCY PROCEDURES

Minimum emergency equipment maintained on site will include a fully charged ABC dry chemical fire extinguisher, an adequately stocked first aid kit, and an emergency eyewash station (when corrosive chemicals are present). In addition, employees will consider maintaining the personal emergency supply items listed in Section 3: Natural Phenomena, as appropriate.

In the event of an emergency, site personnel will signal distress with three blasts of a horn (a vehicle horn will be sufficient), or other predetermined signal. Communication signals, such as hand signals, must be established where communication equipment is not feasible or in areas of loud noise.

It is the SSO's duty to evaluate the seriousness of the situation and to notify appropriate authorities. The first part of this plan contains emergency telephone numbers as well as directions to the hospital. Nearby telephone access must be identified and available to communicate with local authorities. If a nearby telephone is not available, a cellular telephone will be maintained on site during work activities. The operation of the cellular phone will be verified to ensure that a signal can be achieved at the work location.

The SSO, or designee, should contact local emergency services in the event of an emergency. After emergency services are notified, the PM and RSUM will be notified of the situation as soon as possible. If personal injury, property damage or equipment damage occurs, the PM and BC Risk Manager will be contacted as soon as practicable. An Accident/Incident Investigation Report will be completed within 24 hours by the SSO, or other designated person. A copy of the Accident/Incident Investigation Report is included in Appendix E.

MSHA Immediate Notification Rule:

At projects conducted at mining facilities, incident reporting requirements differ from OSHA standards. Site-specific MSHA reporting requirements must be addressed in conjunction with the RSUM and PM.

In order to comply with the MSHA Immediate Notification rule (50.10), Brown and Caldwell has developed the 'MSHA Immediately Reportable Accident/Injury Notification Procedure'. Note that incidents meeting the definition of "immediately reportable" must be reported to MSHA within 15 minutes of occurrence.

http://search.bc.com/health_safety/documents/BC_MSHANotificationProcedure.doc

This new procedure can be accessed by clicking the link above and includes a decision flowchart and accompanying instructions to help guide field personnel in the event of a reportable accident/injury at a mining site.

10.1 Injury or Illness

If an exposure or injury occurs, work will be temporarily halted until an assessment can be made to determine it is safe to continue work. The SSO, in consultation with the RSUM, will make the decision regarding the safety of continuing work. The SSO will conduct an investigation to determine the cause of the incident and steps to be taken to prevent recurrence.

In the event of an injury, the extent and nature of the victim's injuries will be assessed and first aid/CPR will be rendered as appropriate. If necessary, emergency services will be contacted or the individual may be transported to the nearby medical center. The mode of transportation and the eventual destination will be based on the nature and extent of the injury. A hospital route map is presented at the front of this HASP.

In the event of a life-threatening emergency, the injured person will be given immediate first aid and emergency medical services will be contacted by dialing the number listed in the Critical Project Information section at the beginning of this plan. The individual rendering first aid will follow directions given by emergency medical personnel via telephone.

10.2 Vehicle Collision or Property Damage

If a vehicle collision or property damage event occurs, the SSO, or designee, will contact the BC Risk Manager for appropriate action.

10.3 Fire

In the event of fire, the alarm will be sounded and Site personnel will evacuate to a safe location (preferably upwind). The SSO, or designee, should contact the local fire department immediately by dialing 911. When the fire department arrives, the SSO, or designated representative, will advise the commanding officer of the location and nature of the fire nature, and identification of hazardous materials on site. Only trained, experienced fire fighters should attempt to extinguish substantial fires at the Site. Site personnel should not attempt to fight fires, unless properly trained and equipped to do so. Site personnel should not attempt to fight a fire if it poses a risk to their personal safety.

Note that smoking is not permitted in controlled areas (i.e., exclusion or contamination reduction zones), near flammable or combustible materials, or in areas designated by the facility as non-smoking areas.

10.4 Underground Utilities

In the event that an underground conduit is damaged during subsurface work, mechanized equipment will immediately be shut off and personnel will evacuate the area until the nature of the piping can be determined. Depending on the nature of the broken conduit (e.g., natural gas, water, or electricity), the appropriate local utility will be contacted.

10.5 Site Evacuation

The SSO will designate evacuation routes and refuge areas to be used in the event of a Site emergency. Site personnel will stay upwind from vapors or smoke and upgradient from spills. If workers are in an Exclusion or Contamination Reduction Zone at the start of an emergency, they should exit through the established decontamination corridors, if possible. If evacuation cannot be done through an established decontamination area, site personnel will go to the nearest safe location and remove chemically-affected clothing there or, if possible, leave it near the Exclusion Zone. Personnel will assemble at the predetermined refuge following evacuation and decontamination. The SSO, or designated representative, will count and identify site personnel to verify that all have been evacuated safely.

10.6 Spill of Hazardous Materials

If a hazardous material spill occurs, site personnel should locate the source of the spill and determine the hazard to the health and safety of site workers and the public. Attempts to stop or reduce the flow should only be performed if it can be done without risk to personnel.

Isolate the spill area and do not allow entry by unauthorized personnel. De-energize sources of ignition within 100 feet of the spill, including vehicle engines. Should a spill be of the nature or extent that it cannot be safely contained, or poses an imminent threat to human health or the environment, an emergency cleanup contractor will be called out as soon as possible. Spill containment measures listed below are examples of responses to spills.

- Right or rotate containers to stop the flow of liquids. This step may be accomplished as soon as the spill or leak occurs, providing it is safe to do so.
- Sorbent pads, booms, or adjacent soil may be used to dike or berm materials, subject to flow, and to solidify liquids.
- Sorbent pads, soil, or booms, if used, must be placed in appropriate containers after use, pending disposal.
- Contaminated tools and equipment shall be collected for subsequent cleaning or disposal.

11. DOCUMENTATION

The implementation of the HASP must be documented on the appropriate forms (see appendices) to verify employee participation and protection. In addition, the regulatory requirements must be met for recordkeeping on training, medical surveillance, injuries and illnesses, exposure monitoring, health risk information, and respirator fit-tests. Documentation of each BC employee's health and safety records is maintained by the Health and Safety Data Manager in Walnut Creek, California.

Health and safety documentation and forms completed, as specified by this plan, are to be retained in the project file.

Other relevant project-specific health and safety documents, such as MSDSs or client-specified procedures, will be attached to this HASP in Appendix F.

APPENDIX A

Air Monitoring Form

BROWN AND CALDWELL

Air Monitoring Form

Page ____ of ____

Instructions: Complete this form immediately prior to project start.

Name of Project/Site:	Project No:
Project/Site Location:	
Employee Performing Air Monitoring: (Print and Sign):	Date:

Photo Ionization/Flame Ionization Detectors (PIDs/FIDs)

☐ PID ☐ FID	Manufacturer:	Model:	Serial #:
Initial Calibration Reading:		End-of-Use Calibration Reading:	
Calibration Standard/Concentration:			

Mini-RAM Dust Monitor

Manufacturer:	Model:	Serial #:
Zeroed in Z-Bag? ☐ Yes ☐ No		

Monitoring Data

Time	Location and Activity	PID/FID (ppm)	Mini-RAM (mg/m^3)	Time	Location and Activity	PID/FID (ppm)	Mini-RAM (mg/m^3)

APPENDIX B

Site Safety Checklist

BROWN AND CALDWELL

Site Safety Checklist

Instructions: Complete this form immediately prior to project start.

Name of Project/Site:	Project No:
Project/Site Location:	
Employee Completing Checklist: (Print and Sign):	Date:

Yes	No	N/A		Yes	No	N/A	
☐	☐	☐	Written Health and Safety (H&S) Plan is on site?	☐	☐	☐	Respirators are available, properly cleaned, and stored?
☐	☐	☐	Addenda to the H&S Plan are documented on site?	☐	☐	☐	Overhead utilities do not present a hazard to equipt./personnel?
☐	☐	☐	H&S Plan information matches conditions/activities at the site?	☐	☐	☐	Traffic control measures have been implemented?
☐	☐	☐	H&S Plan read/signed by all site personnel, including visitors?	☐	☐	☐	Trenches and excavations are safe for entry?
☐	☐	☐	Daily tailgate H&S meetings have been held/documented?	☐	☐	☐	Soil Spoils are at least 2 feet from the edge of the excavation?
☐	☐	☐	Site personnel have required training and medical?	☐	☐	☐	Emergency/FA equipt. is on site as described in the H&S Plan?
☐	☐	☐	Air monitoring is performed/documented per the H&S Plan?	☐	☐	☐	Drinking water is readily available?
☐	☐	☐	Air monitoring equipment has been calibrated daily?	☐	☐	☐	Phone is readily available for emergency use?
☐	☐	☐	Site zones are set up and observed where appropriate?	☐	☐	☐	Utility locator has cleared subject locations?
☐	☐	☐	Access to the work area limited to authorized personnel?	☐	☐	☐	Proper drum and material handling techniques are used?
☐	☐	☐	Decontamination procedures followed/match the H&S Plan?	☐	☐	☐	Waste containers/drums are labeled appropriately?
☐	☐	☐	Decontamination stations (incl. hand/face wash) are set up and used?	☐	☐	☐	Ext. cords are grounded/protected from water/vehicle traffic?
☐	☐	☐	PPE used matches H&S Plan requirements?	☐	☐	☐	Tools and equipment are in good working order?
☐	☐	☐	Hearing protection used where appropriate?	☐	☐	☐	GFCIs used for portable electrical tools and equipment?

Notes

(All "no" answers must be addressed and corrected immediately. Note additional health and safety observations here):

APPENDIX C

H&S Plan Acknowledgement Form

H&S Plan Acknowledgement Form

Instructions: Complete this form immediately prior to project start or as new personnel join the project.

Name of Project/Site:	Project No:
Project/Site Location:	
Employee Performing Briefing: (Print and Sign):	Date:

Employee Acknowledgement:

The following signatures indicate that these personnel have read and/or been briefed on this Health and Safety (H&S) Plan and understand the potential hazards/controls for the work to be performed.

Important Notice to Subcontractor(s):

Subcontractors are responsible for developing, maintaining, and implementing their own health and safety programs, policies, procedures and equipment as necessary to protect their workers, and others, from their activities. Subcontractors shall operate equipment in accordance with their standard operating procedures as well as manufacturer's specifications. Any project monitoring activities conducted by BC at the Site shall not in any way relieve subcontractors of their critical obligation to monitor their operations and employees for the determination of exposure to hazards that may be present at the Site and to provide required guidance and protection. If requested, subcontractors will provide BC with a copy of their own H&S Plan for this project or other health and safety program documents for review.

BC's Health and Safety Plan has been prepared specifically for this project and is intended to address health and safety issues solely with respect to the activities of BC's own employees at the site. A copy of BC's H&S Plan may be provided to subcontractors in an effort to help them identify expected conditions at the site and general site hazards. The subcontractor shall remain responsible for identifying and evaluating hazards at the site as they pertain to their activities and for taking appropriate precautions. For example, BC's H&S Plan does not address specific hazards associated with tasks and equipment that are particular to the subcontractor's scope of work and site activities. (e.g., operation of a drill rig, excavator, crane or other equipment). Subcontractors are not to rely on BC's H&S Plan to identify all hazards that may be present at the Site. Subcontractor personnel are expected to comply fully with subcontractor's Health and Safety Plan and to observe the minimum safety guidelines applicable to their activities which may be identified in the BC H&S Plan. Failure to do so may result in the removal of the subcontractor or any of the subcontractor's workers from the job site.

Print	Sign	Date	Print	Sign	Date

APPENDIX D

Daily Tailgate Meeting Form

Daily Tailgate Meeting Form

Name of Project/Site:	Project No:
Project/Site Location:	
Employee Completing Form: (Print and Sign):	Date:

Employee Acknowledgement:

The following signatures indicate that these personnel have read and/or been briefed on this Health and Safety (H&S) Plan and understand the potential hazards/controls for the work to be performed.

Important Notice to Subcontractor(s):

Subcontractors are responsible for developing, maintaining, and implementing their own health and safety programs, policies, procedures and equipment as necessary to protect their workers, and others, from their activities. Subcontractors shall operate equipment in accordance with their standard operating procedures as well as manufacturer's specifications. Any project monitoring activities conducted by BC at the Site shall not in any way relieve subcontractors of their critical obligation to monitor their operations and employees for the determination of exposure to hazards that may be present at the Site and to provide required guidance and protection. If requested, subcontractors will provide BC with a copy of their own H&S Plan for this project or other health and safety program documents for review.

BC's Health and Safety Plan has been prepared specifically for this project and is intended to address health and safety issues solely with respect to the activities of BC's own employees at the site. A copy of BC's H&S Plan may be provided to subcontractors in an effort to help them identify expected conditions at the site and general site hazards. The subcontractor shall remain responsible for identifying and evaluating hazards at the site as they pertain to their activities and for taking appropriate precautions. For example, BC's H&S Plan does not address specific hazards associated with tasks and equipment that are particular to the subcontractor's scope of work and site activities. (e.g., operation of a drill rig, excavator, crane or other equipment). Subcontractors are not to rely on BC's H&S Plan to identify all hazards that may be present at the Site. Subcontractor personnel are expected to comply fully with subcontractor's Health and Safety Plan and to observe the minimum safety guidelines applicable to their activities which may be identified in the BC H&S Plan. Failure to do so may result in the removal of the subcontractor or any of the subcontractor's workers from the job site.

Print	Sign	Date	Print	Sign	Date

Plan of the Day

(Describe the activities that are planned to be performed today)

Potential Hazards and Topics Discussed

(Describe the potential hazards and controls that may be associated with planned activities)

☐ Electrical ☐ Chemical ☐ Biological ☐ Physical ☐ Other (specify):

APPENDIX E

Incident Investigation Report

BROWN AND CALDWELL

Incident Investigation Report

Instructions:

If an accident or incident occurs, complete all applicable information in this form, make a copy for your records, and immediately forward the original to the office Health and Safety Coordinator (HSC). If fields are not applicable, indicate with "N/A". Use separate sheet(s) if necessary and attach sketches, photographs, or other information that may be helpful in understanding how the accident/incident occurred.
HSC – Review and enter report into the BC Online Safety Observation and Incident Reporting System within 3 workdays of receipt. File original in appropriate office health and safety file.

NOTE:

This report is important – please take the time necessary to properly complete it. Incomplete reports will be forwarded to appropriate management for review and action.

General Information

Date of Accident/Incident	Time of Accident/Incident:	Date Accident/Incident Reported:	To Whom:
Exact Location of Accident/Incident (Street, City, State):			BC Office:
Name Project:			Project Number:
Employee Completing the Investigation (Print and Sign):			Date:

Injured/Ill Employee/Property Damage Information

Employee Name:	Employee No.	Department:	Phone Number:
Job Title:		Manager's Name and Phone Number:	
Nature of Injury/Illness (laceration, contusion, strain, etc.):		Body Part Affected (arm, leg, head, hand, etc.):	
Describe Property Damage and Estimate Loss :			

Description of Accident/Incident

Describe the accident sequentially, beginning with the initiating event, and followed by secondary and tertiary events. End with the nature and extent of injury/damage. Name any object or substance and tell how they were included. Examples: 1) Employee was pulling utility cart that was loaded with wastepaper from office area to hallway. Wheel of utility cart caught against door casing. Bags of heavy wastepaper that were in cart fell to end of cart. Cart tipped over onto foot of employee. Right foot was crushed between utility cart and door casing, resulting in severe contusion to right foot of employee. 2) Employee was driving rental car from office to project site. Car struck icy section of road. Employee lost control of vehicle, which skidded across road into concrete abutment on side of road. Accident resulted in damage to right fender, tire, headlight, and grill.

BROWN AND CALDWELL

Incident Investigation Report

Analysis of Accident Causes

Immediate Causes - Substandard Actions

What substandard actions caused or could have caused the accident/incident? State the actions on the part of the employee or others that contributed to the occurrence of the accident/incident. Examples: 1) Employee overloaded the utility cart with wastepaper. 2) Employee exceeded safe speed on icy road, and was inattentive to hazard.

Codes (check all that apply)

- ☐ 1. Operating equipment without authority
- ☐ 2. Failure to warn
- ☐ 3. Failure to secure
- ☐ 4. Operating at improper speed
- ☐ 5. Making safety devices inoperable
- ☐ 6. Removing safety devices
- ☐ 7. Using defective equipment
- ☐ 8. Using equipment improperly
- ☐ 9. Failure to use PPE properly
- ☐ 10. Improper loading
- ☐ 11. Improper placement
- ☐ 12. Improper lifting
- ☐ 13. Improper position for task
- ☐ 14. Servicing equipment in operation
- ☐ 15. Horseplay
- ☐ 16. Alcohol or drug influence
- ☐ 17. Other (specify)

Immediate Causes - Substandard Conditions

What substandard conditions caused or could have caused the accident/incident? State the conditions that existed at the time of the accident (the specific control factors that were or may have been the direct or immediate cause or causes of the accident). Examples: 1) Wheel of utility cart was worn and would not roll properly; utility cart was overloaded with wastepaper. 2) Road was covered with icy spots; weather was foggy.

Codes (check all that apply)

- ☐ 1. Inadequate guards or barriers
- ☐ 2. Inadequate or improper PPE
- ☐ 3. Defective tools, equipment, or materials
- ☐ 4. Congestion or restricted action
- ☐ 5. Inadequate earning system
- ☐ 6. Fire and explosion hazards
- ☐ 7. Poor housekeeping
- ☐ 8. Noise exposures
- ☐ 9. Radiation exposures
- ☐ 10. High or low temperature exposures
- ☐ 11. Inadequate or excess illumination
- ☐ 12. Inadequate ventilation
- ☐ 13. Hazardous environ. conditions (vapors, dusts, etc.)
- ☐ 14. Other (specify)

Basic Causes - Personal and Job Factors

What personal and/or job factors caused or could have caused the accident/incident? State the influencing factors or underlying causes, either conditions or actions or both, that contributed to the accident/incident. Examples: 1) Employee had not been instructed in overloading hazards. 2) Employee had not been trained in driving under winter conditions; company has no driver training program.

Codes (check all that apply)

Personal Factors

- ☐ 1. Inadequate capability ☐ 2. Lack of knowledge ☐ 3. Lack of skill ☐ 4. Improper motivation
- ☐ 5. Other (specify):_____

Job Factors

- ☐ 1. Inadequate leadership/supervision ☐ 2. Inadequate engineering ☐ 3. Inadequate purchasing ☐ 4. Inadequate maintenance ☐ 5. Inadequate tools/equipment
- ☐ 6. Inadequate work standards/procedures ☐ 7. Inadequate Wear and tear ☐ 8. Abuse or misuse
- ☐ 9. Other (specify):

Remedial Actions

Describe the actions taken or planned to prevent recurrence of accident/incident - provide the implementation date and person responsible for any planned corrective action.. Examples: 1) Wheels of utility cart were replaced with larger size wheels; all carts were inspected for safe operation; employees were instructed in overloading hazards. 2) All project personnel were instructed at the safety training meeting on driving under hazardous conditions; driver training program will be implemented.

Codes (check all that apply)

Job Factors

- ☐ 1. Reinstruction of personnel involved ☐ 2. Reprimand of personnel involved ☐ 3. Temporary/permanent reassignment of personnel ☐ 4. Action to improve clean-up
- ☐ 5. Equipment repair or replacement ☐ 6. Improve design ☐ 7. Improve construction ☐ 8. Improve PPE ☐ 9. Install of safety guard or device ☐ 10. Work method change
- ☐ 11. Order use of safer materials ☐ 12. Regional Safety Unit Manager Review
- ☐ 13. Other (specify):

APPENDIX F

Miscellaneous Health and Safety Information

Appendix E: Laboratory Reports

Use of contents on this sheet is subject to the limitations specified at the beginning of this document.

Confirmation Samples

Pace Analytical Services, Inc.
940 South Harney
Seattle, WA 98108
(206)767-5060

November 22, 2010

Joshua Johnson
Brown & Caldwell
724 Columbia St. NW#420
Olympia, WA 98501

RE: Project: Olympia Soils
Pace Project No.: 255662

Dear Joshua Johnson:
Enclosed are the analytical results for sample(s) received by the laboratory on November 09, 2010. The results relate only to the samples included in this report. Results reported herein conform to the most current NELAC standards, where applicable, unless otherwise narrated in the body of the report.

If you have any questions concerning this report, please feel free to contact me.

Sincerely,

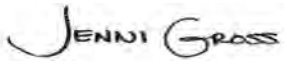

Jennifer Gross

jennifer.gross@pacelabs.com
Project Manager

Enclosures

This report shall not be reproduced, except in full,
without the written consent of Pace Analytical Services, Inc..

Pace Analytical Services, Inc.
940 South Harney
Seattle, WA 98108
(206)767-5060

CERTIFICATIONS

Project: Olympia Soils
Pace Project No.: 255662

Minnesota Certification IDs

1700 Elm Street SE Suite 200, Minneapolis, MN 55414
Alaska Certification #: UST-078
Alaska Certification #MN00064
Arizona Certification #: AZ-0014
Arkansas Certification #: 88-0680
California Certification #: 01155CA
EPA Region 8 Certification #: Pace
Florida/NELAP Certification #: E87605
Georgia Certification #: 959
Idaho Certification #: MN00064
Illinois Certification #: 200011
Iowa Certification #: 368
Kansas Certification #: E-10167
Louisiana Certification #: 03086
Louisiana Certification #: LA080009
Maine Certification #: 2007029
Maryland Certification #: 322
Michigan DEQ Certification #: 9909
Minnesota Certification #: 027-053-137
Mississippi Certification #: Pace
Montana Certification #: MT CERT0092
Nebraska Certification #: Pace
Nevada Certification #: MN_00064
New Jersey Certification #: MN-002
New Mexico Certification #: Pace
New York Certification #: 11647
North Carolina Certification #: 530
North Dakota Certification #: R-036
North Dakota Certification #: R-036A
Ohio VAP Certification #: CL101
Oklahoma Certification #: D9921
Oklahoma Certification #: 9507
Oregon Certification #: MN200001
Pennsylvania Certification #: 68-00563
Puerto Rico Certification
Tennessee Certification #: 02818
Texas Certification #: T104704192
Washington Certification #: C754
Wisconsin Certification #: 999407970

Washington Certification IDs

940 South Harney Street, Seattle, WA 98108
Alaska CS Certification #: UST-025
Alaska Drinking Water VOC Certification #: WA01230
Alaska Drinking Water Micro Certification #: WA01230
California Certification #: 01153CA
Florida/NELAP Certification #: E87617
Oregon Certification #: WA200007
Washington Certification #: C1229

This report shall not be reproduced, except in full,
without the written consent of Pace Analytical Services, Inc..

Pace Analytical Services, Inc.
940 South Harney
Seattle, WA 98108
(206)767-5060

SAMPLE ANALYTE COUNT

Project: Olympia Soils
Pace Project No.: 255662

Lab ID	Sample ID	Method	Analysts	Analytes Reported	Laboratory
255662001	**CNF-4-1-15**	EPA 6020	CJS	4	PASI-M
		% Moisture	JDL	1	PASI-M
255662002	**CNF-4-2-13**	EPA 6020	CJS	4	PASI-M
		% Moisture	JDL	1	PASI-M
255662003	**CNF-4-3-12**	EPA 6020	CJS	4	PASI-M
		% Moisture	JDL	1	PASI-M
255662004	**CNF-4-4-12**	EPA 6020	CJS	4	PASI-M
		% Moisture	JDL	1	PASI-M
255662005	**CNF-4-5-12**	EPA 6020	CJS	4	PASI-M
		% Moisture	JDL	1	PASI-M
255662006	**CNF-4-6-10.5**	EPA 6020	CJS	4	PASI-M
		% Moisture	JDL	1	PASI-M
255662007	**CNF-4-7-6**	EPA 6020	CJS	4	PASI-M
		% Moisture	JDL	1	PASI-M
255662008	**CNF-4-8-2.5**	EPA 6020	CJS	4	PASI-M
		% Moisture	JDL	1	PASI-M
255662009	**CNF-4-9-11**	EPA 6020	CJS	4	PASI-M
		% Moisture	JDL	1	PASI-M
255662010	**CNF-4-10-7**	EPA 6020	CJS	4	PASI-M
		% Moisture	JDL	1	PASI-M
255662011	**CNF-4-11-2**	EPA 6020	CJS	4	PASI-M
		% Moisture	JDL	1	PASI-M
255662012	**CNF-4-12-11**	EPA 6020	CJS	4	PASI-M
		% Moisture	JDL	1	PASI-M
255662013	**CNF-4-13-2.5**	EPA 6020	CJS	4	PASI-M
		% Moisture	JDL	1	PASI-M
255662014	**CNF-4-14-11**	EPA 6020	CJS	4	PASI-M
		% Moisture	JDL	1	PASI-M
255662015	**CNF-4-15-3.5**	EPA 6020	CJS	4	PASI-M
		% Moisture	JDL	1	PASI-M
255662016	**CNF-4-16-2**	EPA 6020	CJS	4	PASI-M
		% Moisture	JDL	1	PASI-M
255662017	**CNF-5-1-15**	NWTPH-Dx	ERB	4	PASI-S
		NWTPH-Gx	ATH	3	PASI-S
		EPA 6020	CJS	1	PASI-M
		EPA 8260	LPM	8	PASI-S
255662018	**CNF-5-2-13.5**	NWTPH-Dx	ERB	4	PASI-S

This report shall not be reproduced, except in full,
without the written consent of Pace Analytical Services, Inc..

Pace Analytical Services, Inc.
940 South Harney
Seattle, WA 98108
(206)767-5060

SAMPLE ANALYTE COUNT

Project: Olympia Soils
Pace Project No.: 255662

Lab ID	Sample ID	Method	Analysts	Analytes Reported	Laboratory
		NWTPH-Gx	ATH	3	PASI-S
		EPA 6020	CJS	1	PASI-M
		EPA 8260	LPM	8	PASI-S
255662019	**CNF-5-3-10**	NWTPH-Dx	ERB	4	PASI-S
		NWTPH-Gx	ATH	3	PASI-S
		EPA 6020	CJS	1	PASI-M
		EPA 8260	LPM	8	PASI-S
255662020	**CNF-5-4-2**	NWTPH-Dx	ERB	4	PASI-S
		NWTPH-Gx	ATH	3	PASI-S
		EPA 6020	CJS	1	PASI-M
		EPA 8260	LPM	8	PASI-S
255662021	**CNF-5-5-13.5**	NWTPH-Dx	ERB	4	PASI-S
		NWTPH-Gx	ATH	3	PASI-S
		EPA 6020	CJS	1	PASI-M
		EPA 8260	LPM	8	PASI-S
255662022	**CNF-5-6-10**	NWTPH-Dx	ERB	4	PASI-S
		NWTPH-Gx	ATH	3	PASI-S
		EPA 6020	CJS	1	PASI-M
		EPA 8260	LPM	8	PASI-S
255662023	**CNF-5-7-2**	NWTPH-Dx	ERB	4	PASI-S
		NWTPH-Gx	ATH	3	PASI-S
		EPA 6020	CJS	1	PASI-M
		EPA 8260	LPM	8	PASI-S
255662024	**CNF-5-8-13**	NWTPH-Dx	ERB	4	PASI-S
		NWTPH-Gx	ATH	3	PASI-S
		EPA 6020	CJS	1	PASI-M
		EPA 8260	LPM	8	PASI-S
255662025	**CNF-5-9-10**	NWTPH-Dx	ERB	4	PASI-S
		NWTPH-Gx	AY1	3	PASI-S
		EPA 6020	CJS	1	PASI-M
		EPA 8260	LPM	8	PASI-S
255662026	**CNF-5-10-2**	NWTPH-Dx	ERB	4	PASI-S
		NWTPH-Gx	AY1	3	PASI-S
		EPA 6020	CJS	1	PASI-M
		EPA 8260	LPM	8	PASI-S
255662027	**CNF-5-11-13**	NWTPH-Dx	ERB	4	PASI-S
		NWTPH-Gx	AY1	3	PASI-S

This report shall not be reproduced, except in full,
without the written consent of Pace Analytical Services, Inc..

Pace Analytical Services, Inc.
940 South Harney
Seattle, WA 98108
(206)767-5060

SAMPLE ANALYTE COUNT

Project: Olympia Soils
Pace Project No.: 255662

Lab ID	Sample ID	Method	Analysts	Analytes Reported	Laboratory
		EPA 6020	CJS	1	PASI-M
		EPA 8260	LPM	8	PASI-S
255662028	**CNF-5-12-10**	NWTPH-Dx	ERB	4	PASI-S
		NWTPH-Gx	AY1	3	PASI-S
		EPA 6020	CJS	1	PASI-M
		EPA 8260	LPM	8	PASI-S
255662029	**CNF-5-13-2**	NWTPH-Dx	ERB	4	PASI-S
		NWTPH-Gx	AY1	3	PASI-S
		EPA 6020	CJS	1	PASI-M
		EPA 8260	LPM	8	PASI-S
255662030	**Trip Blank Soil**	NWTPH-Gx	AY1	3	PASI-S
		EPA 8260	LPM	8	PASI-S

This report shall not be reproduced, except in full,
without the written consent of Pace Analytical Services, Inc..

Pace Analytical Services, Inc.
940 South Harney
Seattle, WA 98108
(206)767-5060

ANALYTICAL RESULTS

Project: Olympia Soils
Pace Project No.: 255662

Sample: CNF-4-1-15 **Lab ID: 255662001** Collected: 11/08/10 10:10 Received: 11/09/10 15:20 Matrix: Solid

Results reported on a "dry-weight" basis

Parameters	Results	Units	Report Limit	DF	Prepared	Analyzed	CAS No.	Qual
6020 MET ICPMS	Analytical Method: EPA 6020							
Arsenic	**7.1**	mg/kg	0.53	20	11/10/10 13:54	11/11/10 20:33	7440-38-2	
Copper	**10.0**	mg/kg	0.53	20	11/10/10 13:54	11/12/10 16:41	7440-50-8	
Lead	**2.3**	mg/kg	0.53	20	11/10/10 13:54	11/11/10 20:33	7439-92-1	
Nickel	**16.2**	mg/kg	0.53	20	11/10/10 13:54	11/12/10 16:41	7440-02-0	
Dry Weight	Analytical Method: % Moisture							
Percent Moisture	**26.9**	%	0.10	1		11/12/10 00:00		

Sample: CNF-4-2-13 **Lab ID: 255662002** Collected: 11/08/10 10:18 Received: 11/09/10 15:20 Matrix: Solid

Results reported on a "dry-weight" basis

Parameters	Results	Units	Report Limit	DF	Prepared	Analyzed	CAS No.	Qual
6020 MET ICPMS	Analytical Method: EPA 6020							
Arsenic	**4.4**	mg/kg	0.67	20	11/10/10 13:54	11/11/10 20:50	7440-38-2	
Copper	**28.9**	mg/kg	0.67	20	11/10/10 13:54	11/12/10 17:03	7440-50-8	
Lead	**9.4**	mg/kg	0.67	20	11/10/10 13:54	11/11/10 20:50	7439-92-1	
Nickel	**27.8**	mg/kg	0.67	20	11/10/10 13:54	11/12/10 17:03	7440-02-0	
Dry Weight	Analytical Method: % Moisture							
Percent Moisture	**46.3**	%	0.10	1		11/12/10 00:00		

Sample: CNF-4-3-12 **Lab ID: 255662003** Collected: 11/08/10 10:22 Received: 11/09/10 15:20 Matrix: Solid

Results reported on a "dry-weight" basis

Parameters	Results	Units	Report Limit	DF	Prepared	Analyzed	CAS No.	Qual
6020 MET ICPMS	Analytical Method: EPA 6020							
Arsenic	**3.2**	mg/kg	1.3	20	11/10/10 13:54	11/11/10 20:55	7440-38-2	
Copper	**37.8**	mg/kg	1.3	20	11/10/10 13:54	11/12/10 17:08	7440-50-8	
Lead	**14.3**	mg/kg	1.3	20	11/10/10 13:54	11/11/10 20:55	7439-92-1	
Nickel	**31.2**	mg/kg	1.3	20	11/10/10 13:54	11/12/10 17:08	7440-02-0	
Dry Weight	Analytical Method: % Moisture							
Percent Moisture	**65.5**	%	0.10	1		11/12/10 00:00		

This report shall not be reproduced, except in full,
without the written consent of Pace Analytical Services, Inc..

Pace Analytical Services, Inc.
940 South Harney
Seattle, WA 98108
(206)767-5060

ANALYTICAL RESULTS

Project: Olympia Soils
Pace Project No.: 255662

Sample: CNF-4-4-12 **Lab ID: 255662004** Collected: 11/08/10 10:28 Received: 11/09/10 15:20 Matrix: Solid

Results reported on a "dry-weight" basis

Parameters	Results	Units	Report Limit	DF	Prepared	Analyzed	CAS No.	Qual
6020 MET ICPMS	Analytical Method: EPA 6020							
Arsenic	**2.6**	mg/kg	1.1	20	11/10/10 13:54	11/11/10 20:59	7440-38-2	
Copper	**26.4**	mg/kg	1.1	20	11/10/10 13:54	11/12/10 17:12	7440-50-8	
Lead	**11.4**	mg/kg	1.1	20	11/10/10 13:54	11/11/10 20:59	7439-92-1	
Nickel	**22.6**	mg/kg	1.1	20	11/10/10 13:54	11/12/10 17:12	7440-02-0	
Dry Weight	Analytical Method: % Moisture							
Percent Moisture	**56.8**	%	0.10	1		11/12/10 00:00		

Sample: CNF-4-5-12 **Lab ID: 255662005** Collected: 11/08/10 10:35 Received: 11/09/10 15:20 Matrix: Solid

Results reported on a "dry-weight" basis

Parameters	Results	Units	Report Limit	DF	Prepared	Analyzed	CAS No.	Qual
6020 MET ICPMS	Analytical Method: EPA 6020							
Arsenic	**4.6**	mg/kg	0.54	20	11/10/10 13:54	11/11/10 21:04	7440-38-2	
Copper	**23.8**	mg/kg	0.54	20	11/10/10 13:54	11/12/10 17:16	7440-50-8	
Lead	**9.7**	mg/kg	0.54	20	11/10/10 13:54	11/11/10 21:04	7439-92-1	
Nickel	**25.3**	mg/kg	0.54	20	11/10/10 13:54	11/12/10 17:16	7440-02-0	
Dry Weight	Analytical Method: % Moisture							
Percent Moisture	**34.4**	%	0.10	1		11/12/10 00:00		

Sample: CNF-4-6-10.5 **Lab ID: 255662006** Collected: 11/08/10 10:38 Received: 11/09/10 15:20 Matrix: Solid

Results reported on a "dry-weight" basis

Parameters	Results	Units	Report Limit	DF	Prepared	Analyzed	CAS No.	Qual
6020 MET ICPMS	Analytical Method: EPA 6020							
Arsenic	ND	mg/kg	2.2	20	11/10/10 13:54	11/11/10 21:08	7440-38-2	
Copper	**7.4**	mg/kg	2.2	20	11/10/10 13:54	11/12/10 17:21	7440-50-8	
Lead	**6.4**	mg/kg	2.2	20	11/10/10 13:54	11/11/10 21:08	7439-92-1	
Nickel	**2.2**	mg/kg	2.2	20	11/10/10 13:54	11/12/10 17:21	7440-02-0	
Dry Weight	Analytical Method: % Moisture							
Percent Moisture	**79.5**	%	0.10	1		11/12/10 00:00		

This report shall not be reproduced, except in full,
without the written consent of Pace Analytical Services, Inc..

Pace Analytical Services, Inc.
940 South Harney
Seattle, WA 98108
(206)767-5060

ANALYTICAL RESULTS

Project: Olympia Soils
Pace Project No.: 255662

Sample: CNF-4-7-6 **Lab ID: 255662007** Collected: 11/08/10 10:42 Received: 11/09/10 15:20 Matrix: Solid

Results reported on a "dry-weight" basis

Parameters	Results	Units	Report Limit	DF	Prepared	Analyzed	CAS No.	Qual
6020 MET ICPMS	Analytical Method: EPA 6020							
Arsenic	**4.2**	mg/kg	0.55	20	11/10/10 13:54	11/11/10 21:13	7440-38-2	
Copper	**37.3**	mg/kg	0.55	20	11/10/10 13:54	11/12/10 17:25	7440-50-8	
Lead	**9.3**	mg/kg	0.55	20	11/10/10 13:54	11/11/10 21:13	7439-92-1	
Nickel	**43.3**	mg/kg	0.55	20	11/10/10 13:54	11/12/10 17:25	7440-02-0	
Dry Weight	Analytical Method: % Moisture							
Percent Moisture	**22.9**	%	0.10	1		11/12/10 00:00		

Sample: CNF-4-8-2.5 **Lab ID: 255662008** Collected: 11/08/10 10:45 Received: 11/09/10 15:20 Matrix: Solid

Results reported on a "dry-weight" basis

Parameters	Results	Units	Report Limit	DF	Prepared	Analyzed	CAS No.	Qual
6020 MET ICPMS	Analytical Method: EPA 6020							
Arsenic	**5.1**	mg/kg	0.51	20	11/10/10 13:54	11/11/10 21:30	7440-38-2	
Copper	**36.7**	mg/kg	0.51	20	11/10/10 13:54	11/12/10 17:30	7440-50-8	
Lead	**8.7**	mg/kg	0.51	20	11/10/10 13:54	11/11/10 21:30	7439-92-1	
Nickel	**47.1**	mg/kg	0.51	20	11/10/10 13:54	11/12/10 17:30	7440-02-0	
Dry Weight	Analytical Method: % Moisture							
Percent Moisture	**18.6**	%	0.10	1		11/12/10 00:00		

Sample: CNF-4-9-11 **Lab ID: 255662009** Collected: 11/08/10 10:52 Received: 11/09/10 15:20 Matrix: Solid

Results reported on a "dry-weight" basis

Parameters	Results	Units	Report Limit	DF	Prepared	Analyzed	CAS No.	Qual
6020 MET ICPMS	Analytical Method: EPA 6020							
Arsenic	**2.0**	mg/kg	1.9	20	11/10/10 13:54	11/11/10 21:35	7440-38-2	
Copper	**18.0**	mg/kg	1.9	20	11/10/10 13:54	11/12/10 17:34	7440-50-8	
Lead	**9.8**	mg/kg	1.9	20	11/10/10 13:54	11/11/10 21:35	7439-92-1	
Nickel	**7.6**	mg/kg	1.9	20	11/10/10 13:54	11/12/10 17:34	7440-02-0	
Dry Weight	Analytical Method: % Moisture							
Percent Moisture	**79.2**	%	0.10	1		11/12/10 00:00		

This report shall not be reproduced, except in full,
without the written consent of Pace Analytical Services, Inc..

Pace Analytical Services, Inc.
940 South Harney
Seattle, WA 98108
(206)767-5060

ANALYTICAL RESULTS

Project: Olympia Soils
Pace Project No.: 255662

Sample: CNF-4-10-7 **Lab ID: 255662010** Collected: 11/08/10 10:55 Received: 11/09/10 15:20 Matrix: Solid

Results reported on a "dry-weight" basis

Parameters	Results	Units	Report Limit	DF	Prepared	Analyzed	CAS No.	Qual
6020 MET ICPMS	Analytical Method: EPA 6020							
Arsenic	**7.4**	mg/kg	0.47	20	11/10/10 13:54	11/11/10 21:39	7440-38-2	
Copper	**46.4**	mg/kg	0.47	20	11/10/10 13:54	11/12/10 17:47	7440-50-8	
Lead	**7.3**	mg/kg	0.47	20	11/10/10 13:54	11/11/10 21:39	7439-92-1	
Nickel	**52.5**	mg/kg	0.47	20	11/10/10 13:54	11/12/10 17:47	7440-02-0	
Dry Weight	Analytical Method: % Moisture							
Percent Moisture	**26.2**	%	0.10	1		11/12/10 00:00		

Sample: CNF-4-11-2 **Lab ID: 255662011** Collected: 11/08/10 11:00 Received: 11/09/10 15:20 Matrix: Solid

Results reported on a "dry-weight" basis

Parameters	Results	Units	Report Limit	DF	Prepared	Analyzed	CAS No.	Qual
6020 MET ICPMS	Analytical Method: EPA 6020							
Arsenic	**14.6**	mg/kg	0.47	20	11/10/10 13:54	11/11/10 21:43	7440-38-2	M6
Copper	**50.0**	mg/kg	0.47	20	11/10/10 13:54	11/12/10 17:52	7440-50-8	M6
Lead	**85.0**	mg/kg	0.47	20	11/10/10 13:54	11/11/10 21:43	7439-92-1	M6
Nickel	**26.3**	mg/kg	0.47	20	11/10/10 13:54	11/12/10 17:52	7440-02-0	
Dry Weight	Analytical Method: % Moisture							
Percent Moisture	**19.2**	%	0.10	1		11/12/10 00:00		

Sample: CNF-4-12-11 **Lab ID: 255662012** Collected: 11/08/10 11:03 Received: 11/09/10 15:20 Matrix: Solid

Results reported on a "dry-weight" basis

Parameters	Results	Units	Report Limit	DF	Prepared	Analyzed	CAS No.	Qual
6020 MET ICPMS	Analytical Method: EPA 6020							
Arsenic	**5.7**	mg/kg	2.9	20	11/10/10 13:54	11/11/10 21:52	7440-38-2	
Copper	**23.9**	mg/kg	2.9	20	11/10/10 13:54	11/12/10 18:01	7440-50-8	
Lead	**122**	mg/kg	2.9	20	11/10/10 13:54	11/11/10 21:52	7439-92-1	
Nickel	**13.4**	mg/kg	2.9	20	11/10/10 13:54	11/12/10 18:01	7440-02-0	
Dry Weight	Analytical Method: % Moisture							
Percent Moisture	**83.8**	%	0.10	1		11/12/10 00:00		

This report shall not be reproduced, except in full,
without the written consent of Pace Analytical Services, Inc..

Pace Analytical Services, Inc.
940 South Harney
Seattle, WA 98108
(206)767-5060

ANALYTICAL RESULTS

Project: Olympia Soils
Pace Project No.: 255662

Sample: CNF-4-13-2.5 **Lab ID: 255662013** Collected: 11/08/10 11:07 Received: 11/09/10 15:20 Matrix: Solid

Results reported on a "dry-weight" basis

Parameters	Results	Units	Report Limit	DF	Prepared	Analyzed	CAS No.	Qual
6020 MET ICPMS	Analytical Method: EPA 6020							
Arsenic	**1.6**	mg/kg	0.49	20	11/10/10 13:54	11/11/10 21:57	7440-38-2	
Copper	**9.9**	mg/kg	0.49	20	11/10/10 13:54	11/12/10 18:05	7440-50-8	
Lead	**1.7**	mg/kg	0.49	20	11/10/10 13:54	11/11/10 21:57	7439-92-1	
Nickel	**15.1**	mg/kg	0.49	20	11/10/10 13:54	11/12/10 18:05	7440-02-0	
Dry Weight	Analytical Method: % Moisture							
Percent Moisture	**6.8**	%	0.10	1		11/12/10 00:00		

Sample: CNF-4-14-11 **Lab ID: 255662014** Collected: 11/08/10 11:12 Received: 11/09/10 15:20 Matrix: Solid

Results reported on a "dry-weight" basis

Parameters	Results	Units	Report Limit	DF	Prepared	Analyzed	CAS No.	Qual
6020 MET ICPMS	Analytical Method: EPA 6020							
Arsenic	ND	mg/kg	3.0	20	11/10/10 13:54	11/11/10 22:01	7440-38-2	
Copper	**17.6**	mg/kg	3.0	20	11/10/10 13:54	11/12/10 18:09	7440-50-8	
Lead	**17.3**	mg/kg	3.0	20	11/10/10 13:54	11/11/10 22:01	7439-92-1	
Nickel	**11.1**	mg/kg	3.0	20	11/10/10 13:54	11/12/10 18:09	7440-02-0	
Dry Weight	Analytical Method: % Moisture							
Percent Moisture	**85.1**	%	0.10	1		11/12/10 00:00		

Sample: CNF-4-15-3.5 **Lab ID: 255662015** Collected: 11/08/10 11:15 Received: 11/09/10 15:20 Matrix: Solid

Results reported on a "dry-weight" basis

Parameters	Results	Units	Report Limit	DF	Prepared	Analyzed	CAS No.	Qual
6020 MET ICPMS	Analytical Method: EPA 6020							
Arsenic	**3.2**	mg/kg	0.59	20	11/10/10 13:54	11/11/10 22:06	7440-38-2	
Copper	**15.7**	mg/kg	0.59	20	11/10/10 13:54	11/12/10 18:14	7440-50-8	
Lead	**2.4**	mg/kg	0.59	20	11/10/10 13:54	11/11/10 22:06	7439-92-1	
Nickel	**37.7**	mg/kg	0.59	20	11/10/10 13:54	11/12/10 18:14	7440-02-0	
Dry Weight	Analytical Method: % Moisture							
Percent Moisture	**23.7**	%	0.10	1		11/12/10 00:00		

This report shall not be reproduced, except in full,
without the written consent of Pace Analytical Services, Inc..

Pace Analytical Services, Inc.
940 South Harney
Seattle, WA 98108
(206)767-5060

ANALYTICAL RESULTS

Project: Olympia Soils
Pace Project No.: 255662

Sample: CNF-4-16-2 **Lab ID: 255662016** Collected: 11/08/10 11:18 Received: 11/09/10 15:20 Matrix: Solid

Results reported on a "dry-weight" basis

Parameters	Results	Units	Report Limit	DF	Prepared	Analyzed	CAS No.	Qual
6020 MET ICPMS	Analytical Method: EPA 6020							
Arsenic	**4.6**	mg/kg	0.47	20	11/10/10 13:54	11/11/10 22:10	7440-38-2	
Copper	**17.6**	mg/kg	0.47	20	11/10/10 13:54	11/12/10 18:18	7440-50-8	
Lead	**8.7**	mg/kg	0.47	20	11/10/10 13:54	11/11/10 22:10	7439-92-1	
Nickel	**25.0**	mg/kg	0.47	20	11/10/10 13:54	11/12/10 18:18	7440-02-0	
Dry Weight	Analytical Method: % Moisture							
Percent Moisture	**11.7**	%	0.10	1		11/12/10 00:00		

Sample: CNF-5-1-15 **Lab ID: 255662017** Collected: 11/08/10 13:05 Received: 11/09/10 15:20 Matrix: Solid

Results reported on a "dry-weight" basis

Parameters	Results	Units	Report Limit	DF	Prepared	Analyzed	CAS No.	Qual
NWTPH-Dx GCS SG	Analytical Method: NWTPH-Dx Preparation Method: EPA 3546							
Diesel Range SG	ND	mg/kg	23.9	1	11/16/10 15:25	11/17/10 13:19		
Motor Oil Range SG	ND	mg/kg	95.6	1	11/16/10 15:25	11/17/10 13:19	64742-65-0	
n-Octacosane (S) SG	117	%	50-150	1	11/16/10 15:25	11/17/10 13:19	630-02-4	
o-Terphenyl (S) SG	104	%	50-150	1	11/16/10 15:25	11/17/10 13:19	84-15-1	
NWTPH-Gx GCV	Analytical Method: NWTPH-Gx Preparation Method: NWTPH-Gx							
Gasoline Range Organics	ND	mg/kg	6.9	1	11/12/10 17:00	11/14/10 14:36		
a,a,a-Trifluorotoluene (S)	108	%	50-150	1	11/12/10 17:00	11/14/10 14:36	98-08-8	
4-Bromofluorobenzene (S)	104	%	50-150	1	11/12/10 17:00	11/14/10 14:36	460-00-4	
6020 MET ICPMS	Analytical Method: EPA 6020							
Lead	**2.8**	mg/kg	0.57	20	11/10/10 14:28	11/12/10 18:40	7439-92-1	M6
8260/5035A Volatile Organics	Analytical Method: EPA 8260							
Benzene	ND	ug/kg	3.4	1		11/11/10 22:35	71-43-2	
Ethylbenzene	ND	ug/kg	3.4	1		11/11/10 22:35	100-41-4	
Toluene	ND	ug/kg	3.4	1		11/11/10 22:35	108-88-3	
Xylene (Total)	ND	ug/kg	10.3	1		11/11/10 22:35	1330-20-7	
Dibromofluoromethane (S)	86	%	80-136	1		11/11/10 22:35	1868-53-7	
Toluene-d8 (S)	109	%	80-120	1		11/11/10 22:35	2037-26-5	
4-Bromofluorobenzene (S)	130	%	72-122	1		11/11/10 22:35	460-00-4	S3
1,2-Dichloroethane-d4 (S)	94	%	80-143	1		11/11/10 22:35	17060-07-0	
	Analytical Method: ASTM D2974-87							
Percent Moisture	**23.0**	%	0.10	1		11/14/10 18:16		

This report shall not be reproduced, except in full,
without the written consent of Pace Analytical Services, Inc..

Pace Analytical Services, Inc.
940 South Harney
Seattle, WA 98108
(206)767-5060

ANALYTICAL RESULTS

Project: Olympia Soils
Pace Project No.: 255662

Sample: CNF-5-2-13.5 **Lab ID: 255662018** Collected: 11/08/10 13:20 Received: 11/09/10 15:20 Matrix: Solid

Results reported on a "dry-weight" basis

Parameters	Results	Units	Report Limit	DF	Prepared	Analyzed	CAS No.	Qual
NWTPH-Dx GCS SG	Analytical Method: NWTPH-Dx Preparation Method: EPA 3546							
Diesel Range SG	ND	mg/kg	37.4	1	11/16/10 15:25	11/17/10 13:36		
Motor Oil Range SG	ND	mg/kg	149	1	11/16/10 15:25	11/17/10 13:36	64742-65-0	
n-Octacosane (S) SG	110	%	50-150	1	11/16/10 15:25	11/17/10 13:36	630-02-4	
o-Terphenyl (S) SG	101	%	50-150	1	11/16/10 15:25	11/17/10 13:36	84-15-1	
NWTPH-Gx GCV	Analytical Method: NWTPH-Gx Preparation Method: NWTPH-Gx							
Gasoline Range Organics	ND	mg/kg	16.9	1	11/12/10 17:00	11/14/10 14:59		
a,a,a-Trifluorotoluene (S)	91	%	50-150	1	11/12/10 17:00	11/14/10 14:59	98-08-8	
4-Bromofluorobenzene (S)	85	%	50-150	1	11/12/10 17:00	11/14/10 14:59	460-00-4	
6020 MET ICPMS	Analytical Method: EPA 6020							
Lead	**14.0**	mg/kg	0.75	20	11/10/10 14:28	11/12/10 18:58	7439-92-1	
8260/5035A Volatile Organics	Analytical Method: EPA 8260							
Benzene	ND	ug/kg	6.3	1		11/11/10 22:54	71-43-2	
Ethylbenzene	ND	ug/kg	6.3	1		11/11/10 22:54	100-41-4	
Toluene	ND	ug/kg	6.3	1		11/11/10 22:54	108-88-3	
Xylene (Total)	ND	ug/kg	18.9	1		11/11/10 22:54	1330-20-7	
Dibromofluoromethane (S)	84	%	80-136	1		11/11/10 22:54	1868-53-7	
Toluene-d8 (S)	124	%	80-120	1		11/11/10 22:54	2037-26-5	S3
4-Bromofluorobenzene (S)	153	%	72-122	1		11/11/10 22:54	460-00-4	S3
1,2-Dichloroethane-d4 (S)	88	%	80-143	1		11/11/10 22:54	17060-07-0	
	Analytical Method: ASTM D2974-87							
Percent Moisture	**48.0**	%	0.10	1		11/14/10 18:17		

Sample: CNF-5-3-10 **Lab ID: 255662019** Collected: 11/08/10 13:30 Received: 11/09/10 15:20 Matrix: Solid

Results reported on a "dry-weight" basis

Parameters	Results	Units	Report Limit	DF	Prepared	Analyzed	CAS No.	Qual
NWTPH-Dx GCS SG	Analytical Method: NWTPH-Dx Preparation Method: EPA 3546							
Diesel Range SG	**135**	mg/kg	84.3	1	11/16/10 15:25	11/17/10 13:53		
Motor Oil Range SG	ND	mg/kg	337	1	11/16/10 15:25	11/17/10 13:53	64742-65-0	
n-Octacosane (S) SG	94	%	50-150	1	11/16/10 15:25	11/17/10 13:53	630-02-4	
o-Terphenyl (S) SG	78	%	50-150	1	11/16/10 15:25	11/17/10 13:53	84-15-1	
NWTPH-Gx GCV	Analytical Method: NWTPH-Gx Preparation Method: NWTPH-Gx							
Gasoline Range Organics	ND	mg/kg	45.2	1	11/12/10 17:00	11/14/10 15:23		
a,a,a-Trifluorotoluene (S)	92	%	50-150	1	11/12/10 17:00	11/14/10 15:23	98-08-8	
4-Bromofluorobenzene (S)	82	%	50-150	1	11/12/10 17:00	11/14/10 15:23	460-00-4	
6020 MET ICPMS	Analytical Method: EPA 6020							
Lead	**127**	mg/kg	2.1	20	11/10/10 14:28	11/12/10 19:02	7439-92-1	

This report shall not be reproduced, except in full,
without the written consent of Pace Analytical Services, Inc..

Pace Analytical Services, Inc.
940 South Harney
Seattle, WA 98108
(206)767-5060

ANALYTICAL RESULTS

Project: Olympia Soils
Pace Project No.: 255662

Sample: CNF-5-3-10 **Lab ID: 255662019** Collected: 11/08/10 13:30 Received: 11/09/10 15:20 Matrix: Solid

Results reported on a "dry-weight" basis

Parameters	Results	Units	Report Limit	DF	Prepared	Analyzed	CAS No.	Qual
8260/5035A Volatile Organics	Analytical Method: EPA 8260							
Benzene	ND	ug/kg	17.2	1		11/11/10 23:13	71-43-2	
Ethylbenzene	ND	ug/kg	17.2	1		11/11/10 23:13	100-41-4	
Toluene	ND	ug/kg	17.2	1		11/11/10 23:13	108-88-3	
Xylene (Total)	ND	ug/kg	51.6	1		11/11/10 23:13	1330-20-7	
Dibromofluoromethane (S)	98	%	80-136	1		11/11/10 23:13	1868-53-7	
Toluene-d8 (S)	148	%	80-120	1		11/11/10 23:13	2037-26-5	S3
4-Bromofluorobenzene (S)	144	%	72-122	1		11/11/10 23:13	460-00-4	S3
1,2-Dichloroethane-d4 (S)	100	%	80-143	1		11/11/10 23:13	17060-07-0	
	Analytical Method: ASTM D2974-87							
Percent Moisture	**76.9**	%	0.10	1		11/14/10 18:17		

Sample: CNF-5-4-2 **Lab ID: 255662020** Collected: 11/08/10 13:40 Received: 11/09/10 15:20 Matrix: Solid

Results reported on a "dry-weight" basis

Parameters	Results	Units	Report Limit	DF	Prepared	Analyzed	CAS No.	Qual
NWTPH-Dx GCS SG	Analytical Method: NWTPH-Dx		Preparation Method: EPA 3546					
Diesel Range SG	ND	mg/kg	21.6	1	11/16/10 15:25	11/17/10 14:10		
Motor Oil Range SG	ND	mg/kg	86.3	1	11/16/10 15:25	11/17/10 14:10	64742-65-0	
n-Octacosane (S) SG	117	%	50-150	1	11/16/10 15:25	11/17/10 14:10	630-02-4	
o-Terphenyl (S) SG	107	%	50-150	1	11/16/10 15:25	11/17/10 14:10	84-15-1	
NWTPH-Gx GCV	Analytical Method: NWTPH-Gx		Preparation Method: NWTPH-Gx					
Gasoline Range Organics	**35.7**	mg/kg	5.3	1	11/12/10 17:00	11/14/10 15:46		
a,a,a-Trifluorotoluene (S)	81	%	50-150	1	11/12/10 17:00	11/14/10 15:46	98-08-8	
4-Bromofluorobenzene (S)	79	%	50-150	1	11/12/10 17:00	11/14/10 15:46	460-00-4	
6020 MET ICPMS	Analytical Method: EPA 6020							
Lead	**3.8**	mg/kg	0.44	20	11/10/10 14:28	11/12/10 19:07	7439-92-1	
8260/5035A Volatile Organics	Analytical Method: EPA 8260							
Benzene	ND	ug/kg	2.6	1		11/11/10 23:31	71-43-2	
Ethylbenzene	ND	ug/kg	2.6	1		11/11/10 23:31	100-41-4	
Toluene	ND	ug/kg	2.6	1		11/11/10 23:31	108-88-3	
Xylene (Total)	ND	ug/kg	7.9	1		11/11/10 23:31	1330-20-7	
Dibromofluoromethane (S)	90	%	80-136	1		11/11/10 23:31	1868-53-7	
Toluene-d8 (S)	106	%	80-120	1		11/11/10 23:31	2037-26-5	
4-Bromofluorobenzene (S)	123	%	72-122	1		11/11/10 23:31	460-00-4	S3
1,2-Dichloroethane-d4 (S)	94	%	80-143	1		11/11/10 23:31	17060-07-0	
	Analytical Method: ASTM D2974-87							
Percent Moisture	**12.7**	%	0.10	1		11/14/10 18:18		

This report shall not be reproduced, except in full,
without the written consent of Pace Analytical Services, Inc..

Pace Analytical Services, Inc.
940 South Harney
Seattle, WA 98108
(206)767-5060

ANALYTICAL RESULTS

Project: Olympia Soils
Pace Project No.: 255662

Sample: CNF-5-5-13.5 **Lab ID: 255662021** Collected: 11/08/10 13:55 Received: 11/09/10 15:20 Matrix: Solid

Results reported on a "dry-weight" basis

Parameters	Results	Units	Report Limit	DF	Prepared	Analyzed	CAS No.	Qual
NWTPH-Dx GCS SG	Analytical Method: NWTPH-Dx		Preparation Method: EPA 3546					
Diesel Range SG	ND	mg/kg	35.1	1	11/16/10 15:25	11/17/10 14:26		
Motor Oil Range SG	ND	mg/kg	141	1	11/16/10 15:25	11/17/10 14:26	64742-65-0	
n-Octacosane (S) SG	121	%	50-150	1	11/16/10 15:25	11/17/10 14:26	630-02-4	
o-Terphenyl (S) SG	107	%	50-150	1	11/16/10 15:25	11/17/10 14:26	84-15-1	
NWTPH-Gx GCV	Analytical Method: NWTPH-Gx		Preparation Method: NWTPH-Gx					
Gasoline Range Organics	ND	mg/kg	14.9	1	11/12/10 17:00	11/14/10 16:09		
a,a,a-Trifluorotoluene (S)	97	%	50-150	1	11/12/10 17:00	11/14/10 16:09	98-08-8	
4-Bromofluorobenzene (S)	90	%	50-150	1	11/12/10 17:00	11/14/10 16:09	460-00-4	
6020 MET ICPMS	Analytical Method: EPA 6020							
Lead	**15.6**	mg/kg	0.93	20	11/10/10 14:28	11/12/10 19:11	7439-92-1	
8260/5035A Volatile Organics	Analytical Method: EPA 8260							
Benzene	ND	ug/kg	6.0	1		11/11/10 23:50	71-43-2	
Ethylbenzene	ND	ug/kg	6.0	1		11/11/10 23:50	100-41-4	
Toluene	ND	ug/kg	6.0	1		11/11/10 23:50	108-88-3	
Xylene (Total)	ND	ug/kg	18.0	1		11/11/10 23:50	1330-20-7	
Dibromofluoromethane (S)	89	%	80-136	1		11/11/10 23:50	1868-53-7	
Toluene-d8 (S)	119	%	80-120	1		11/11/10 23:50	2037-26-5	
4-Bromofluorobenzene (S)	144	%	72-122	1		11/11/10 23:50	460-00-4	S3
1,2-Dichloroethane-d4 (S)	92	%	80-143	1		11/11/10 23:50	17060-07-0	
	Analytical Method: ASTM D2974-87							
Percent Moisture	**47.5**	%	0.10	1		11/14/10 18:19		

Sample: CNF-5-6-10 **Lab ID: 255662022** Collected: 11/08/10 14:05 Received: 11/09/10 15:20 Matrix: Solid

Results reported on a "dry-weight" basis

Parameters	Results	Units	Report Limit	DF	Prepared	Analyzed	CAS No.	Qual
NWTPH-Dx GCS SG	Analytical Method: NWTPH-Dx		Preparation Method: EPA 3546					
Diesel Range SG	ND	mg/kg	103	1	11/16/10 15:25	11/17/10 15:17		
Motor Oil Range SG	ND	mg/kg	410	1	11/16/10 15:25	11/17/10 15:17	64742-65-0	
n-Octacosane (S) SG	115	%	50-150	1	11/16/10 15:25	11/17/10 15:17	630-02-4	
o-Terphenyl (S) SG	92	%	50-150	1	11/16/10 15:25	11/17/10 15:17	84-15-1	
NWTPH-Gx GCV	Analytical Method: NWTPH-Gx		Preparation Method: NWTPH-Gx					
Gasoline Range Organics	ND	mg/kg	61.4	1	11/12/10 17:00	11/14/10 16:33		
a,a,a-Trifluorotoluene (S)	96	%	50-150	1	11/12/10 17:00	11/14/10 16:33	98-08-8	
4-Bromofluorobenzene (S)	76	%	50-150	1	11/12/10 17:00	11/14/10 16:33	460-00-4	
6020 MET ICPMS	Analytical Method: EPA 6020							
Lead	**64.9**	mg/kg	2.7	20	11/10/10 14:28	11/12/10 19:24	7439-92-1	

This report shall not be reproduced, except in full,
without the written consent of Pace Analytical Services, Inc..

Pace Analytical Services, Inc.
940 South Harney
Seattle, WA 98108
(206)767-5060

ANALYTICAL RESULTS

Project: Olympia Soils
Pace Project No.: 255662

Sample: CNF-5-6-10 **Lab ID: 255662022** Collected: 11/08/10 14:05 Received: 11/09/10 15:20 Matrix: Solid

Results reported on a "dry-weight" basis

Parameters	Results	Units	Report Limit	DF	Prepared	Analyzed	CAS No.	Qual
8260/5035A Volatile Organics	Analytical Method: EPA 8260							
Benzene	ND	ug/kg	22.0	1		11/12/10 00:09	71-43-2	
Ethylbenzene	ND	ug/kg	22.0	1		11/12/10 00:09	100-41-4	
Toluene	ND	ug/kg	22.0	1		11/12/10 00:09	108-88-3	
Xylene (Total)	ND	ug/kg	66.0	1		11/12/10 00:09	1330-20-7	
Dibromofluoromethane (S)	91	%	80-136	1		11/12/10 00:09	1868-53-7	
Toluene-d8 (S)	147	%	80-120	1		11/12/10 00:09	2037-26-5	S3
4-Bromofluorobenzene (S)	149	%	72-122	1		11/12/10 00:09	460-00-4	S3
1,2-Dichloroethane-d4 (S)	96	%	80-143	1		11/12/10 00:09	17060-07-0	
	Analytical Method: ASTM D2974-87							
Percent Moisture	**81.8**	%	0.10	1		11/14/10 18:19		

Sample: CNF-5-7-2 **Lab ID: 255662023** Collected: 11/08/10 14:20 Received: 11/09/10 15:20 Matrix: Solid

Results reported on a "dry-weight" basis

Parameters	Results	Units	Report Limit	DF	Prepared	Analyzed	CAS No.	Qual
NWTPH-Dx GCS SG	Analytical Method: NWTPH-Dx	Preparation Method: EPA 3546						
Diesel Range SG	ND	mg/kg	21.1	1	11/16/10 15:25	11/17/10 15:34		
Motor Oil Range SG	ND	mg/kg	84.3	1	11/16/10 15:25	11/17/10 15:34	64742-65-0	
n-Octacosane (S) SG	118	%	50-150	1	11/16/10 15:25	11/17/10 15:34	630-02-4	
o-Terphenyl (S) SG	107	%	50-150	1	11/16/10 15:25	11/17/10 15:34	84-15-1	
NWTPH-Gx GCV	Analytical Method: NWTPH-Gx	Preparation Method: NWTPH-Gx						
Gasoline Range Organics	ND	mg/kg	4.3	1	11/12/10 17:00	11/14/10 16:57		
a,a,a-Trifluorotoluene (S)	105	%	50-150	1	11/12/10 17:00	11/14/10 16:57	98-08-8	
4-Bromofluorobenzene (S)	97	%	50-150	1	11/12/10 17:00	11/14/10 16:57	460-00-4	
6020 MET ICPMS	Analytical Method: EPA 6020							
Lead	**2.1**	mg/kg	0.50	20	11/10/10 14:28	11/12/10 19:29	7439-92-1	
8260/5035A Volatile Organics	Analytical Method: EPA 8260							
Benzene	ND	ug/kg	3.1	1		11/12/10 00:28	71-43-2	
Ethylbenzene	ND	ug/kg	3.1	1		11/12/10 00:28	100-41-4	
Toluene	ND	ug/kg	3.1	1		11/12/10 00:28	108-88-3	
Xylene (Total)	ND	ug/kg	9.3	1		11/12/10 00:28	1330-20-7	
Dibromofluoromethane (S)	87	%	80-136	1		11/12/10 00:28	1868-53-7	
Toluene-d8 (S)	107	%	80-120	1		11/12/10 00:28	2037-26-5	
4-Bromofluorobenzene (S)	126	%	72-122	1		11/12/10 00:28	460-00-4	S3
1,2-Dichloroethane-d4 (S)	94	%	80-143	1		11/12/10 00:28	17060-07-0	
	Analytical Method: ASTM D2974-87							
Percent Moisture	**9.1**	%	0.10	1		11/14/10 18:20		

This report shall not be reproduced, except in full,
without the written consent of Pace Analytical Services, Inc..

Pace Analytical Services, Inc.
940 South Harney
Seattle, WA 98108
(206)767-5060

ANALYTICAL RESULTS

Project: Olympia Soils
Pace Project No.: 255662

Sample: CNF-5-8-13 **Lab ID: 255662024** Collected: 11/08/10 14:35 Received: 11/09/10 15:20 Matrix: Solid

Results reported on a "dry-weight" basis

Parameters	Results	Units	Report Limit	DF	Prepared	Analyzed	CAS No.	Qual
NWTPH-Dx GCS SG	Analytical Method: NWTPH-Dx Preparation Method: EPA 3546							
Diesel Range SG	ND	mg/kg	102	1	11/16/10 15:25	11/17/10 12:27		
Motor Oil Range SG	ND	mg/kg	407	1	11/16/10 15:25	11/17/10 12:27	64742-65-0	
n-Octacosane (S) SG	105	%	50-150	1	11/16/10 15:25	11/17/10 12:27	630-02-4	
o-Terphenyl (S) SG	81	%	50-150	1	11/16/10 15:25	11/17/10 12:27	84-15-1	
NWTPH-Gx GCV	Analytical Method: NWTPH-Gx Preparation Method: NWTPH-Gx							
Gasoline Range Organics	ND	mg/kg	59.4	1	11/12/10 17:00	11/14/10 17:43		
a,a,a-Trifluorotoluene (S)	106	%	50-150	1	11/12/10 17:00	11/14/10 17:43	98-08-8	
4-Bromofluorobenzene (S)	96	%	50-150	1	11/12/10 17:00	11/14/10 17:43	460-00-4	
6020 MET ICPMS	Analytical Method: EPA 6020							
Lead	**28.2**	mg/kg	2.4	20	11/10/10 14:28	11/12/10 19:33	7439-92-1	
8260/5035A Volatile Organics	Analytical Method: EPA 8260							
Benzene	ND	ug/kg	21.9	1		11/12/10 00:47	71-43-2	
Ethylbenzene	ND	ug/kg	21.9	1		11/12/10 00:47	100-41-4	
Toluene	ND	ug/kg	21.9	1		11/12/10 00:47	108-88-3	
Xylene (Total)	ND	ug/kg	65.8	1		11/12/10 00:47	1330-20-7	
Dibromofluoromethane (S)	86	%	80-136	1		11/12/10 00:47	1868-53-7	
Toluene-d8 (S)	132	%	80-120	1		11/12/10 00:47	2037-26-5	S3
4-Bromofluorobenzene (S)	148	%	72-122	1		11/12/10 00:47	460-00-4	S3
1,2-Dichloroethane-d4 (S)	91	%	80-143	1		11/12/10 00:47	17060-07-0	
	Analytical Method: ASTM D2974-87							
Percent Moisture	**81.0**	%	0.10	1		11/14/10 18:21		

Sample: CNF-5-9-10 **Lab ID: 255662025** Collected: 11/08/10 14:50 Received: 11/09/10 15:20 Matrix: Solid

Results reported on a "dry-weight" basis

Parameters	Results	Units	Report Limit	DF	Prepared	Analyzed	CAS No.	Qual
NWTPH-Dx GCS SG	Analytical Method: NWTPH-Dx Preparation Method: EPA 3546							
Diesel Range SG	**137**	mg/kg	98.6	1	11/16/10 15:25	11/17/10 12:51		
Motor Oil Range SG	ND	mg/kg	394	1	11/16/10 15:25	11/17/10 12:51	64742-65-0	
n-Octacosane (S) SG	113	%	50-150	1	11/16/10 15:25	11/17/10 12:51	630-02-4	
o-Terphenyl (S) SG	99	%	50-150	1	11/16/10 15:25	11/17/10 12:51	84-15-1	
NWTPH-Gx GCV	Analytical Method: NWTPH-Gx Preparation Method: NWTPH-Gx							
Gasoline Range Organics	ND	mg/kg	61.3	1	11/16/10 17:00	11/17/10 04:13		
a,a,a-Trifluorotoluene (S)	98	%	50-150	1	11/16/10 17:00	11/17/10 04:13	98-08-8	
4-Bromofluorobenzene (S)	88	%	50-150	1	11/16/10 17:00	11/17/10 04:13	460-00-4	
6020 MET ICPMS	Analytical Method: EPA 6020							
Lead	**18.9**	mg/kg	2.2	20	11/10/10 14:28	11/12/10 19:38	7439-92-1	

This report shall not be reproduced, except in full,
without the written consent of Pace Analytical Services, Inc..

Pace Analytical Services, Inc.
940 South Harney
Seattle, WA 98108
(206)767-5060

ANALYTICAL RESULTS

Project: Olympia Soils
Pace Project No.: 255662

Sample: CNF-5-9-10 **Lab ID: 255662025** Collected: 11/08/10 14:50 Received: 11/09/10 15:20 Matrix: Solid

Results reported on a "dry-weight" basis

Parameters	Results	Units	Report Limit	DF	Prepared	Analyzed	CAS No.	Qual
8260/5035A Volatile Organics	Analytical Method: EPA 8260							
Benzene	ND	ug/kg	23.8	1		11/13/10 12:54	71-43-2	
Ethylbenzene	ND	ug/kg	23.8	1		11/13/10 12:54	100-41-4	
Toluene	ND	ug/kg	23.8	1		11/13/10 12:54	108-88-3	
Xylene (Total)	ND	ug/kg	71.4	1		11/13/10 12:54	1330-20-7	
Dibromofluoromethane (S)	92	%	80-136	1		11/13/10 12:54	1868-53-7	
Toluene-d8 (S)	119	%	80-120	1		11/13/10 12:54	2037-26-5	
4-Bromofluorobenzene (S)	120	%	72-122	1		11/13/10 12:54	460-00-4	
1,2-Dichloroethane-d4 (S)	100	%	80-143	1		11/13/10 12:54	17060-07-0	
	Analytical Method: ASTM D2974-87							
Percent Moisture	**79.9**	%	0.10	1		11/14/10 18:29		

Sample: CNF-5-10-2 **Lab ID: 255662026** Collected: 11/08/10 15:10 Received: 11/09/10 15:20 Matrix: Solid

Results reported on a "dry-weight" basis

Parameters	Results	Units	Report Limit	DF	Prepared	Analyzed	CAS No.	Qual
NWTPH-Dx GCS SG	Analytical Method: NWTPH-Dx		Preparation Method: EPA 3546					
Diesel Range SG	ND	mg/kg	24.2	1	11/16/10 15:25	11/17/10 13:14		
Motor Oil Range SG	ND	mg/kg	96.8	1	11/16/10 15:25	11/17/10 13:14	64742-65-0	
n-Octacosane (S) SG	117	%	50-150	1	11/16/10 15:25	11/17/10 13:14	630-02-4	
o-Terphenyl (S) SG	106	%	50-150	1	11/16/10 15:25	11/17/10 13:14	84-15-1	
NWTPH-Gx GCV	Analytical Method: NWTPH-Gx		Preparation Method: NWTPH-Gx					
Gasoline Range Organics	ND	mg/kg	6.9	1	11/16/10 17:00	11/17/10 04:37		
a,a,a-Trifluorotoluene (S)	102	%	50-150	1	11/16/10 17:00	11/17/10 04:37	98-08-8	
4-Bromofluorobenzene (S)	91	%	50-150	1	11/16/10 17:00	11/17/10 04:37	460-00-4	
6020 MET ICPMS	Analytical Method: EPA 6020							
Lead	**4.1**	mg/kg	0.45	20	11/10/10 14:28	11/12/10 19:42	7439-92-1	
8260/5035A Volatile Organics	Analytical Method: EPA 8260							
Benzene	ND	ug/kg	3.1	1		11/16/10 13:07	71-43-2	
Ethylbenzene	ND	ug/kg	3.1	1		11/16/10 13:07	100-41-4	
Toluene	ND	ug/kg	3.1	1		11/16/10 13:07	108-88-3	
Xylene (Total)	ND	ug/kg	9.2	1		11/16/10 13:07	1330-20-7	
Dibromofluoromethane (S)	95	%	80-136	1		11/16/10 13:07	1868-53-7	
Toluene-d8 (S)	112	%	80-120	1		11/16/10 13:07	2037-26-5	
4-Bromofluorobenzene (S)	113	%	72-122	1		11/16/10 13:07	460-00-4	
1,2-Dichloroethane-d4 (S)	90	%	80-143	1		11/16/10 13:07	17060-07-0	
	Analytical Method: ASTM D2974-87							
Percent Moisture	**20.4**	%	0.10	1		11/14/10 18:30		

This report shall not be reproduced, except in full,
without the written consent of Pace Analytical Services, Inc..

Pace Analytical Services, Inc.
940 South Harney
Seattle, WA 98108
(206)767-5060

ANALYTICAL RESULTS

Project: Olympia Soils
Pace Project No.: 255662

Sample: CNF-5-11-13 **Lab ID: 255662027** Collected: 11/08/10 15:20 Received: 11/09/10 15:20 Matrix: Solid

Results reported on a "dry-weight" basis

Parameters	Results	Units	Report Limit	DF	Prepared	Analyzed	CAS No.	Qual
NWTPH-Dx GCS SG	Analytical Method: NWTPH-Dx Preparation Method: EPA 3546							
Diesel Range SG	ND	mg/kg	33.2	1	11/16/10 15:25	11/17/10 13:37		
Motor Oil Range SG	ND	mg/kg	133	1	11/16/10 15:25	11/17/10 13:37	64742-65-0	
n-Octacosane (S) SG	111	%	50-150	1	11/16/10 15:25	11/17/10 13:37	630-02-4	
o-Terphenyl (S) SG	97	%	50-150	1	11/16/10 15:25	11/17/10 13:37	84-15-1	
NWTPH-Gx GCV	Analytical Method: NWTPH-Gx Preparation Method: NWTPH-Gx							
Gasoline Range Organics	ND	mg/kg	12.5	1	11/16/10 17:00	11/17/10 05:00		
a,a,a-Trifluorotoluene (S)	106	%	50-150	1	11/16/10 17:00	11/17/10 05:00	98-08-8	
4-Bromofluorobenzene (S)	93	%	50-150	1	11/16/10 17:00	11/17/10 05:00	460-00-4	
6020 MET ICPMS	Analytical Method: EPA 6020							
Lead	**7.4**	mg/kg	0.60	20	11/10/10 14:28	11/12/10 19:46	7439-92-1	
8260/5035A Volatile Organics	Analytical Method: EPA 8260							
Benzene	ND	ug/kg	5.1	1		11/13/10 13:32	71-43-2	
Ethylbenzene	ND	ug/kg	5.1	1		11/13/10 13:32	100-41-4	
Toluene	ND	ug/kg	5.1	1		11/13/10 13:32	108-88-3	
Xylene (Total)	ND	ug/kg	15.4	1		11/13/10 13:32	1330-20-7	
Dibromofluoromethane (S)	95	%	80-136	1		11/13/10 13:32	1868-53-7	
Toluene-d8 (S)	114	%	80-120	1		11/13/10 13:32	2037-26-5	
4-Bromofluorobenzene (S)	122	%	72-122	1		11/13/10 13:32	460-00-4	
1,2-Dichloroethane-d4 (S)	94	%	80-143	1		11/13/10 13:32	17060-07-0	
	Analytical Method: ASTM D2974-87							
Percent Moisture	**44.1**	%	0.10	1		11/14/10 18:30		

Sample: CNF-5-12-10 **Lab ID: 255662028** Collected: 11/08/10 15:30 Received: 11/09/10 15:20 Matrix: Solid

Results reported on a "dry-weight" basis

Parameters	Results	Units	Report Limit	DF	Prepared	Analyzed	CAS No.	Qual
NWTPH-Dx GCS SG	Analytical Method: NWTPH-Dx Preparation Method: EPA 3546							
Diesel Range SG	ND	mg/kg	109	1	11/16/10 15:25	11/17/10 14:01		
Motor Oil Range SG	ND	mg/kg	435	1	11/16/10 15:25	11/17/10 14:01	64742-65-0	
n-Octacosane (S) SG	86	%	50-150	1	11/16/10 15:25	11/17/10 14:01	630-02-4	
o-Terphenyl (S) SG	74	%	50-150	1	11/16/10 15:25	11/17/10 14:01	84-15-1	
NWTPH-Gx GCV	Analytical Method: NWTPH-Gx Preparation Method: NWTPH-Gx							
Gasoline Range Organics	ND	mg/kg	66.4	1	11/16/10 17:00	11/17/10 05:24		
a,a,a-Trifluorotoluene (S)	94	%	50-150	1	11/16/10 17:00	11/17/10 05:24	98-08-8	
4-Bromofluorobenzene (S)	81	%	50-150	1	11/16/10 17:00	11/17/10 05:24	460-00-4	
6020 MET ICPMS	Analytical Method: EPA 6020							
Lead	**35.7**	mg/kg	2.3	20	11/10/10 14:28	11/12/10 19:55	7439-92-1	

This report shall not be reproduced, except in full,
without the written consent of Pace Analytical Services, Inc..

Pace Analytical Services, Inc.
940 South Harney
Seattle, WA 98108
(206)767-5060

ANALYTICAL RESULTS

Project: Olympia Soils
Pace Project No.: 255662

Sample: CNF-5-12-10 **Lab ID: 255662028** Collected: 11/08/10 15:30 Received: 11/09/10 15:20 Matrix: Solid

Results reported on a "dry-weight" basis

Parameters	Results	Units	Report Limit	DF	Prepared	Analyzed	CAS No.	Qual
8260/5035A Volatile Organics	Analytical Method: EPA 8260							
Benzene	ND	ug/kg	23.3	1		11/13/10 13:51	71-43-2	
Ethylbenzene	ND	ug/kg	23.3	1		11/13/10 13:51	100-41-4	
Toluene	ND	ug/kg	23.3	1		11/13/10 13:51	108-88-3	
Xylene (Total)	ND	ug/kg	70.0	1		11/13/10 13:51	1330-20-7	
Dibromofluoromethane (S)	95	%	80-136	1		11/13/10 13:51	1868-53-7	
Toluene-d8 (S)	127	%	80-120	1		11/13/10 13:51	2037-26-5	S3
4-Bromofluorobenzene (S)	135	%	72-122	1		11/13/10 13:51	460-00-4	S3
1,2-Dichloroethane-d4 (S)	94	%	80-143	1		11/13/10 13:51	17060-07-0	
	Analytical Method: ASTM D2974-87							
Percent Moisture	**81.9**	%	0.10	1		11/14/10 18:31		

Sample: CNF-5-13-2 **Lab ID: 255662029** Collected: 11/08/10 15:40 Received: 11/09/10 15:20 Matrix: Solid

Results reported on a "dry-weight" basis

Parameters	Results	Units	Report Limit	DF	Prepared	Analyzed	CAS No.	Qual
NWTPH-Dx GCS SG	Analytical Method: NWTPH-Dx		Preparation Method: EPA 3546					
Diesel Range SG	ND	mg/kg	22.5	1	11/16/10 15:25	11/17/10 14:24		
Motor Oil Range SG	ND	mg/kg	89.9	1	11/16/10 15:25	11/17/10 14:24	64742-65-0	
n-Octacosane (S) SG	113	%	50-150	1	11/16/10 15:25	11/17/10 14:24	630-02-4	
o-Terphenyl (S) SG	102	%	50-150	1	11/16/10 15:25	11/17/10 14:24	84-15-1	
NWTPH-Gx GCV	Analytical Method: NWTPH-Gx		Preparation Method: NWTPH-Gx					
Gasoline Range Organics	ND	mg/kg	6.3	1	11/16/10 17:00	11/17/10 05:47		
a,a,a-Trifluorotoluene (S)	99	%	50-150	1	11/16/10 17:00	11/17/10 05:47	98-08-8	
4-Bromofluorobenzene (S)	80	%	50-150	1	11/16/10 17:00	11/17/10 05:47	460-00-4	
6020 MET ICPMS	Analytical Method: EPA 6020							
Lead	**4.0**	mg/kg	0.49	20	11/10/10 14:28	11/12/10 20:00	7439-92-1	
8260/5035A Volatile Organics	Analytical Method: EPA 8260							
Benzene	ND	ug/kg	3.0	1		11/13/10 14:10	71-43-2	
Ethylbenzene	ND	ug/kg	3.0	1		11/13/10 14:10	100-41-4	
Toluene	ND	ug/kg	3.0	1		11/13/10 14:10	108-88-3	
Xylene (Total)	ND	ug/kg	9.0	1		11/13/10 14:10	1330-20-7	
Dibromofluoromethane (S)	96	%	80-136	1		11/13/10 14:10	1868-53-7	
Toluene-d8 (S)	112	%	80-120	1		11/13/10 14:10	2037-26-5	
4-Bromofluorobenzene (S)	114	%	72-122	1		11/13/10 14:10	460-00-4	
1,2-Dichloroethane-d4 (S)	99	%	80-143	1		11/13/10 14:10	17060-07-0	
	Analytical Method: ASTM D2974-87							
Percent Moisture	**14.2**	%	0.10	1		11/14/10 18:32		

This report shall not be reproduced, except in full,
without the written consent of Pace Analytical Services, Inc..

Pace Analytical Services, Inc.
940 South Harney
Seattle, WA 98108
(206)767-5060

ANALYTICAL RESULTS

Project: Olympia Soils
Pace Project No.: 255662

Sample: Trip Blank Soil **Lab ID: 255662030** Collected: 11/08/10 00:00 Received: 11/09/10 15:20 Matrix: Solid

Results reported on a "wet-weight" basis

Parameters	Results	Units	Report Limit	DF	Prepared	Analyzed	CAS No.	Qual
NWTPH-Gx GCV	Analytical Method: NWTPH-Gx		Preparation Method: NWTPH-Gx					
Gasoline Range Organics	ND	mg/kg	5.0	1	11/16/10 17:00	11/17/10 02:39		
a,a,a-Trifluorotoluene (S)	99	%	50-150	1	11/16/10 17:00	11/17/10 02:39	98-08-8	
4-Bromofluorobenzene (S)	92	%	50-150	1	11/16/10 17:00	11/17/10 02:39	460-00-4	
8260/5035A Volatile Organics	Analytical Method: EPA 8260							
Benzene	ND	ug/kg	3.0	1		11/13/10 11:01	71-43-2	
Ethylbenzene	ND	ug/kg	3.0	1		11/13/10 11:01	100-41-4	
Toluene	ND	ug/kg	3.0	1		11/13/10 11:01	108-88-3	
Xylene (Total)	ND	ug/kg	9.0	1		11/13/10 11:01	1330-20-7	
Dibromofluoromethane (S)	95	%	80-136	1		11/13/10 11:01	1868-53-7	
Toluene-d8 (S)	110	%	80-120	1		11/13/10 11:01	2037-26-5	
4-Bromofluorobenzene (S)	109	%	72-122	1		11/13/10 11:01	460-00-4	
1,2-Dichloroethane-d4 (S)	103	%	80-143	1		11/13/10 11:01	17060-07-0	

This report shall not be reproduced, except in full,
without the written consent of Pace Analytical Services, Inc..

Pace Analytical Services, Inc.
940 South Harney
Seattle, WA 98108
(206)767-5060

QUALITY CONTROL DATA

Project: Olympia Soils
Pace Project No.: 255662

QC Batch: OEXT/2991 Analysis Method: NWTPH-Dx
QC Batch Method: EPA 3546 Analysis Description: NWTPH-Dx GCS
Associated Lab Samples: 255662017, 255662018, 255662019, 255662020, 255662021, 255662022, 255662023, 255662024, 255662025, 255662026, 255662027, 255662028, 255662029

METHOD BLANK: 49692 Matrix: Solid
Associated Lab Samples: 255662017, 255662018, 255662019, 255662020, 255662021, 255662022, 255662023, 255662024, 255662025, 255662026, 255662027, 255662028, 255662029

Parameter	Units	Blank Result	Reporting Limit	Analyzed	Qualifiers
Diesel Range SG	mg/kg	ND	20.0	11/17/10 11:55	
Motor Oil Range SG	mg/kg	ND	80.0	11/17/10 11:55	
n-Octacosane (S) SG	%	119	50-150	11/17/10 11:55	
o-Terphenyl (S) SG	%	108	50-150	11/17/10 11:55	

LABORATORY CONTROL SAMPLE: 49693

Parameter	Units	Spike Conc.	LCS Result	LCS % Rec	% Rec Limits	Qualifiers
Diesel Range SG	mg/kg	500	455	91	56-124	
Motor Oil Range SG	mg/kg	500	544	109	50-150	
n-Octacosane (S) SG	%			122	50-150	
o-Terphenyl (S) SG	%			122	50-150	

SAMPLE DUPLICATE: 49694

Parameter	Units	255621001 Result	Dup Result	RPD	Qualifiers
Diesel Range SG	mg/kg	ND	5J		
Motor Oil Range SG	mg/kg	ND	ND		
n-Octacosane (S) SG	%	120	116	1	
o-Terphenyl (S) SG	%	109	105	.7	

This report shall not be reproduced, except in full,
without the written consent of Pace Analytical Services, Inc..

Pace Analytical Services, Inc.
940 South Harney
Seattle, WA 98108
(206)767-5060

QUALITY CONTROL DATA

Project: Olympia Soils
Pace Project No.: 255662

QC Batch: GCV/2018 Analysis Method: NWTPH-Gx
QC Batch Method: NWTPH-Gx Analysis Description: NWTPH-Gx Solid GCV
Associated Lab Samples: 255662017, 255662018, 255662019, 255662020, 255662021, 255662022, 255662023, 255662024

METHOD BLANK: 49445 Matrix: Solid
Associated Lab Samples: 255662017, 255662018, 255662019, 255662020, 255662021, 255662022, 255662023, 255662024

Parameter	Units	Blank Result	Reporting Limit	Analyzed	Qualifiers
Gasoline Range Organics	mg/kg	ND	5.0	11/14/10 07:56	
4-Bromofluorobenzene (S)	%	113	50-150	11/14/10 07:56	
a,a,a-Trifluorotoluene (S)	%	117	50-150	11/14/10 07:56	

LABORATORY CONTROL SAMPLE: 49446

Parameter	Units	Spike Conc.	LCS Result	LCS % Rec	% Rec Limits	Qualifiers
Gasoline Range Organics	mg/kg	12.5	11.7	93	54-156	
4-Bromofluorobenzene (S)	%			103	50-150	
a,a,a-Trifluorotoluene (S)	%			101	50-150	

SAMPLE DUPLICATE: 49607

Parameter	Units	255632007 Result	Dup Result	RPD	Qualifiers
Gasoline Range Organics	mg/kg	ND	6.3J		
4-Bromofluorobenzene (S)	%	81	96	17	
a,a,a-Trifluorotoluene (S)	%	86	96	11	

SAMPLE DUPLICATE: 49608

Parameter	Units	255662017 Result	Dup Result	RPD	Qualifiers
Gasoline Range Organics	mg/kg	ND	1.5J		
4-Bromofluorobenzene (S)	%	104	94	10	
a,a,a-Trifluorotoluene (S)	%	108	97	11	

This report shall not be reproduced, except in full,
without the written consent of Pace Analytical Services, Inc..

Pace Analytical Services, Inc.
940 South Harney
Seattle, WA 98108
(206)767-5060

QUALITY CONTROL DATA

Project: Olympia Soils
Pace Project No.: 255662

QC Batch: GCV/2028 Analysis Method: NWTPH-Gx
QC Batch Method: NWTPH-Gx Analysis Description: NWTPH-Gx Solid GCV
Associated Lab Samples: 255662025, 255662026, 255662027, 255662028, 255662029, 255662030

METHOD BLANK: 49707 Matrix: Solid
Associated Lab Samples: 255662025, 255662026, 255662027, 255662028, 255662029, 255662030

Parameter	Units	Blank Result	Reporting Limit	Analyzed	Qualifiers
Gasoline Range Organics	mg/kg	ND	5.0	11/17/10 02:16	
4-Bromofluorobenzene (S)	%	96	50-150	11/17/10 02:16	
a,a,a-Trifluorotoluene (S)	%	104	50-150	11/17/10 02:16	

LABORATORY CONTROL SAMPLE: 49708

Parameter	Units	Spike Conc.	LCS Result	LCS % Rec	% Rec Limits	Qualifiers
Gasoline Range Organics	mg/kg	12.5	13.7	110	54-156	
4-Bromofluorobenzene (S)	%			95	50-150	
a,a,a-Trifluorotoluene (S)	%			99	50-150	

SAMPLE DUPLICATE: 49856

Parameter	Units	255708003 Result	Dup Result	RPD	Qualifiers
Gasoline Range Organics	mg/kg	ND	.92J		
4-Bromofluorobenzene (S)	%	75	86	13	
a,a,a-Trifluorotoluene (S)	%	96	105	9	

SAMPLE DUPLICATE: 49857

Parameter	Units	255708007 Result	Dup Result	RPD	Qualifiers
Gasoline Range Organics	mg/kg	ND	.84J		
4-Bromofluorobenzene (S)	%	98	97	1	
a,a,a-Trifluorotoluene (S)	%	110	107	3	

This report shall not be reproduced, except in full,
without the written consent of Pace Analytical Services, Inc..

Pace Analytical Services, Inc.
940 South Harney
Seattle, WA 98108
(206)767-5060

QUALITY CONTROL DATA

Project: Olympia Soils
Pace Project No.: 255662

QC Batch: ICPM/23432 Analysis Method: EPA 6020
QC Batch Method: EPA 6020 Analysis Description: 6020 MET
Associated Lab Samples: 255662001, 255662002, 255662003, 255662004, 255662005, 255662006, 255662007, 255662008, 255662009, 255662010, 255662011, 255662012

METHOD BLANK: 889176 Matrix: Solid
Associated Lab Samples: 255662001, 255662002, 255662003, 255662004, 255662005, 255662006, 255662007, 255662008, 255662009, 255662010, 255662011, 255662012, 255662013, 255662014, 255662015, 255662016

Parameter	Units	Blank Result	Reporting Limit	Analyzed	Qualifiers
Arsenic	mg/kg	ND	0.49	11/11/10 19:35	
Copper	mg/kg	ND	0.49	11/11/10 19:35	
Lead	mg/kg	ND	0.49	11/11/10 19:35	
Nickel	mg/kg	ND	0.49	11/15/10 12:28	

LABORATORY CONTROL SAMPLE: 889177

Parameter	Units	Spike Conc.	LCS Result	LCS % Rec	% Rec Limits	Qualifiers
Arsenic	mg/kg	19.2	16.8	87	75-125	
Copper	mg/kg	19.2	19.6	102	75-125	
Lead	mg/kg	19.2	18.4	96	75-125	
Nickel	mg/kg	19.2	24.1	125	75-125	

MATRIX SPIKE & MATRIX SPIKE DUPLICATE: 889178 889179

Parameter	Units	255662001 Result	MS Spike Conc.	MSD Spike Conc.	MS Result	MSD Result	MS % Rec	MSD % Rec	% Rec Limits	RPD	Qual
Arsenic	mg/kg	7.1	21.8	21.5	29.6	28.8	104	101	75-125	3	
Copper	mg/kg	10.0	21.8	21.5	33.8	32.8	109	106	75-125	3	
Lead	mg/kg	2.3	21.8	21.5	24.9	24.2	104	101	75-125	3	
Nickel	mg/kg	16.2	21.8	21.5	41.7	41.9	117	119	75-125	.5	

MATRIX SPIKE SAMPLE: 889180

Parameter	Units	255662011 Result	Spike Conc.	MS Result	MS % Rec	% Rec Limits	Qualifiers
Arsenic	mg/kg	14.6	23.5	26.8	52	75-125	M6
Copper	mg/kg	50.0	23.5	54.4	19	75-125	M6
Lead	mg/kg	85.0	23.5	33.1	-220	75-125	M6
Nickel	mg/kg	26.3	23.5	50.1	101	75-125	

This report shall not be reproduced, except in full,
without the written consent of Pace Analytical Services, Inc..

Pace Analytical Services, Inc.
940 South Harney
Seattle, WA 98108
(206)767-5060

QUALITY CONTROL DATA

Project: Olympia Soils
Pace Project No.: 255662

QC Batch: ICPM/23433 Analysis Method: EPA 6020
QC Batch Method: EPA 6020 Analysis Description: 6020 MET
Associated Lab Samples: 255662017, 255662018, 255662019, 255662020, 255662021, 255662022, 255662023, 255662024, 255662025, 255662026, 255662027, 255662028, 255662029

METHOD BLANK: 889182 Matrix: Solid
Associated Lab Samples: 255662017, 255662018, 255662019, 255662020, 255662021, 255662022, 255662023, 255662024, 255662025, 255662026, 255662027, 255662028, 255662029

Parameter	Units	Blank Result	Reporting Limit	Analyzed	Qualifiers
Arsenic	mg/kg	ND	0.48	11/12/10 18:31	
Copper	mg/kg	ND	0.48	11/12/10 18:31	
Lead	mg/kg	ND	0.48	11/12/10 18:31	
Nickel	mg/kg	ND	0.48	11/12/10 18:31	

LABORATORY CONTROL SAMPLE: 889183

Parameter	Units	Spike Conc.	LCS Result	LCS % Rec	% Rec Limits	Qualifiers
Arsenic	mg/kg	19.6	20.5	105	75-125	
Copper	mg/kg	19.6	22.8	116	75-125	
Lead	mg/kg	19.6	22.5	115	75-125	
Nickel	mg/kg	19.6	23.8	121	75-125	

MATRIX SPIKE & MATRIX SPIKE DUPLICATE: 889184 889185

Parameter	Units	255662017 Result	MS Spike Conc.	MSD Spike Conc.	MS Result	MSD Result	MS % Rec	MSD % Rec	% Rec Limits	RPD	Qual
Arsenic	mg/kg	5.3	23.8	22.7	29.6	37.0	102	139	75-125	22	D6,M6
Copper	mg/kg	10.6	23.8	22.7	38.6	48.9	117	168	75-125	24	D6,M6
Lead	mg/kg	2.8	23.8	22.7	27.6	43.3	104	177	75-125	44	D6,M6
Nickel	mg/kg	17.2	23.8	22.7	48.1	61.3	130	193	75-125	24	D6,M6

MATRIX SPIKE SAMPLE: 889186

Parameter	Units	255662027 Result	Spike Conc.	MS Result	MS % Rec	% Rec Limits	Qualifiers
Arsenic	mg/kg	5.9	32.6	35.7	92	75-125	
Copper	mg/kg	20.9	32.6	54.7	104	75-125	
Lead	mg/kg	7.4	32.6	38.4	95	75-125	
Nickel	mg/kg	26.2	32.6	63.2	114	75-125	

This report shall not be reproduced, except in full,
without the written consent of Pace Analytical Services, Inc..

Pace Analytical Services, Inc.
940 South Harney
Seattle, WA 98108
(206)767-5060

QUALITY CONTROL DATA

Project: Olympia Soils
Pace Project No.: 255662

QC Batch: MPRP/23496 Analysis Method: % Moisture
QC Batch Method: % Moisture Analysis Description: Dry Weight/Percent Moisture
Associated Lab Samples: 255662001, 255662002, 255662003, 255662004, 255662005, 255662006, 255662007, 255662008, 255662009, 255662010, 255662011, 255662012, 255662013, 255662014, 255662015, 255662016

SAMPLE DUPLICATE: 891209

Parameter	Units	255662001 Result	Dup Result	RPD	Qualifiers
Percent Moisture	%	26.9	27.7	3	

SAMPLE DUPLICATE: 891210

Parameter	Units	10143022003 Result	Dup Result	RPD	Qualifiers
Percent Moisture	%	20.9	19.5	7	

This report shall not be reproduced, except in full,
without the written consent of Pace Analytical Services, Inc..

Pace Analytical Services, Inc.
940 South Harney
Seattle, WA 98108
(206)767-5060

QUALITY CONTROL DATA

Project: Olympia Soils
Pace Project No.: 255662

QC Batch: MSV/3429 Analysis Method: EPA 8260
QC Batch Method: EPA 8260 Analysis Description: 8260 MSV 5035A Volatile Organics
Associated Lab Samples: 255662017, 255662018, 255662019, 255662020, 255662021, 255662022, 255662023, 255662024

METHOD BLANK: 49263 Matrix: Solid
Associated Lab Samples: 255662017, 255662018, 255662019, 255662020, 255662021, 255662022, 255662023, 255662024

Parameter	Units	Blank Result	Reporting Limit	Analyzed	Qualifiers
Benzene	ug/kg	ND	3.0	11/11/10 18:30	
Ethylbenzene	ug/kg	ND	3.0	11/11/10 18:30	
Toluene	ug/kg	ND	3.0	11/11/10 18:30	
Xylene (Total)	ug/kg	ND	9.0	11/11/10 18:30	
1,2-Dichloroethane-d4 (S)	%	101	80-143	11/11/10 18:30	
4-Bromofluorobenzene (S)	%	106	72-122	11/11/10 18:30	
Dibromofluoromethane (S)	%	105	80-136	11/11/10 18:30	
Toluene-d8 (S)	%	106	80-120	11/11/10 18:30	

LABORATORY CONTROL SAMPLE & LCSD: 49264 49265

Parameter	Units	Spike Conc.	LCS Result	LCSD Result	LCS % Rec	LCSD % Rec	% Rec Limits	RPD	Max RPD	Qualifiers
Benzene	ug/kg	50	43.5	42.5	87	85	75-133	2	30	
Ethylbenzene	ug/kg	50	38.5	37.6	77	75	68-131	2	30	
Toluene	ug/kg	50	41.6	40.7	83	81	73-124	2	30	
Xylene (Total)	ug/kg	150	124	120	82	80	68-130	3	30	
1,2-Dichloroethane-d4 (S)	%				104	102	80-143			
4-Bromofluorobenzene (S)	%				104	106	72-122			
Dibromofluoromethane (S)	%				112	111	80-136			
Toluene-d8 (S)	%				109	108	80-120			

This report shall not be reproduced, except in full,
without the written consent of Pace Analytical Services, Inc..

Pace Analytical Services, Inc.
940 South Harney
Seattle, WA 98108
(206)767-5060

QUALITY CONTROL DATA

Project: Olympia Soils
Pace Project No.: 255662

QC Batch: MSV/3436 Analysis Method: EPA 8260
QC Batch Method: EPA 8260 Analysis Description: 8260 MSV 5035A Volatile Organics
Associated Lab Samples: 255662025, 255662027, 255662028, 255662029, 255662030

METHOD BLANK: 49424 Matrix: Solid
Associated Lab Samples: 255662025, 255662027, 255662028, 255662029, 255662030

Parameter	Units	Blank Result	Reporting Limit	Analyzed	Qualifiers
Benzene	ug/kg	ND	3.0	11/13/10 10:42	
Ethylbenzene	ug/kg	ND	3.0	11/13/10 10:42	
Toluene	ug/kg	ND	3.0	11/13/10 10:42	
Xylene (Total)	ug/kg	ND	9.0	11/13/10 10:42	
1,2-Dichloroethane-d4 (S)	%	104	80-143	11/13/10 10:42	
4-Bromofluorobenzene (S)	%	107	72-122	11/13/10 10:42	
Dibromofluoromethane (S)	%	106	80-136	11/13/10 10:42	
Toluene-d8 (S)	%	108	80-120	11/13/10 10:42	

LABORATORY CONTROL SAMPLE & LCSD: 49425 49426

Parameter	Units	Spike Conc.	LCS Result	LCSD Result	LCS % Rec	LCSD % Rec	% Rec Limits	RPD	Max RPD	Qualifiers
Benzene	ug/kg	50	51.6	52.2	103	104	75-133	1	30	
Ethylbenzene	ug/kg	50	52.8	54.5	106	109	68-131	3	30	
Toluene	ug/kg	50	54.3	53.3	109	107	73-124	2	30	
Xylene (Total)	ug/kg	150	153	155	102	103	68-130	2	30	
1,2-Dichloroethane-d4 (S)	%				106	106	80-143			
4-Bromofluorobenzene (S)	%				110	107	72-122			
Dibromofluoromethane (S)	%				104	106	80-136			
Toluene-d8 (S)	%				107	109	80-120			

This report shall not be reproduced, except in full,
without the written consent of Pace Analytical Services, Inc..

Pace Analytical Services, Inc.
940 South Harney
Seattle, WA 98108
(206)767-5060

QUALITY CONTROL DATA

Project: Olympia Soils
Pace Project No.: 255662

QC Batch: MSV/3460
QC Batch Method: EPA 8260
Analysis Method: EPA 8260
Analysis Description: 8260 MSV 5035A Volatile Organics
Associated Lab Samples: 255662026

METHOD BLANK: 49675 Matrix: Solid
Associated Lab Samples: 255662026

Parameter	Units	Blank Result	Reporting Limit	Analyzed	Qualifiers
Benzene	ug/kg	ND	3.0	11/16/10 12:08	
Ethylbenzene	ug/kg	ND	3.0	11/16/10 12:08	
Toluene	ug/kg	ND	3.0	11/16/10 12:08	
Xylene (Total)	ug/kg	ND	9.0	11/16/10 12:08	
1,2-Dichloroethane-d4 (S)	%	98	80-143	11/16/10 12:08	
4-Bromofluorobenzene (S)	%	104	72-122	11/16/10 12:08	
Dibromofluoromethane (S)	%	92	80-136	11/16/10 12:08	
Toluene-d8 (S)	%	109	80-120	11/16/10 12:08	

LABORATORY CONTROL SAMPLE & LCSD: 49676 49677

Parameter	Units	Spike Conc.	LCS Result	LCSD Result	LCS % Rec	LCSD % Rec	% Rec Limits	RPD	Max RPD	Qualifiers
Benzene	ug/kg	50	49.7	50.0	99	100	75-133	.6	30	
Ethylbenzene	ug/kg	50	50.1	50.5	100	101	68-131	.7	30	
Toluene	ug/kg	50	46.2	47.6	92	95	73-124	3	30	
Xylene (Total)	ug/kg	150	146	147	98	98	68-130	.3	30	
1,2-Dichloroethane-d4 (S)	%				105	99	80-143			
4-Bromofluorobenzene (S)	%				103	104	72-122			
Dibromofluoromethane (S)	%				112	110	80-136			
Toluene-d8 (S)	%				95	97	80-120			

This report shall not be reproduced, except in full,
without the written consent of Pace Analytical Services, Inc..

Pace Analytical Services, Inc.
940 South Harney
Seattle, WA 98108
(206)767-5060

QUALITY CONTROL DATA

Project: Olympia Soils
Pace Project No.: 255662

QC Batch: PMST/1426 Analysis Method: ASTM D2974-87
QC Batch Method: ASTM D2974-87 Analysis Description: Dry Weight/Percent Moisture
Associated Lab Samples: 255662017, 255662018, 255662019, 255662020, 255662021, 255662022, 255662023, 255662024

SAMPLE DUPLICATE: 49524

Parameter	Units	255605001 Result	Dup Result	RPD	Qualifiers
Percent Moisture	%	17.1	16.8	2	

SAMPLE DUPLICATE: 49525

Parameter	Units	255662024 Result	Dup Result	RPD	Qualifiers
Percent Moisture	%	81.0	79.5	2	

This report shall not be reproduced, except in full,
without the written consent of Pace Analytical Services, Inc..

Pace Analytical Services, Inc.
940 South Harney
Seattle, WA 98108
(206)767-5060

QUALITY CONTROL DATA

Project: Olympia Soils
Pace Project No.: 255662

QC Batch: PMST/1427 Analysis Method: ASTM D2974-87
QC Batch Method: ASTM D2974-87 Analysis Description: Dry Weight/Percent Moisture
Associated Lab Samples: 255662025, 255662026, 255662027, 255662028, 255662029

SAMPLE DUPLICATE: 49526

Parameter	Units	255650001 Result	Dup Result	RPD	Qualifiers
Percent Moisture	%	18.0	17.4	3	

SAMPLE DUPLICATE: 49527

Parameter	Units	255698001 Result	Dup Result	RPD	Qualifiers
Percent Moisture	%	7.0	7.5	7	

This report shall not be reproduced, except in full,
without the written consent of Pace Analytical Services, Inc..

Pace Analytical Services, Inc.
940 South Harney
Seattle, WA 98108
(206)767-5060

QUALIFIERS

Project: Olympia Soils
Pace Project No.: 255662

DEFINITIONS

DF - Dilution Factor, if reported, represents the factor applied to the reported data due to changes in sample preparation, dilution of the sample aliquot, or moisture content.

ND - Not Detected at or above adjusted reporting limit.

J - Estimated concentration above the adjusted method detection limit and below the adjusted reporting limit.

MDL - Adjusted Method Detection Limit.

S - Surrogate

1,2-Diphenylhydrazine (8270 listed analyte) decomposes to Azobenzene.

Consistent with EPA guidelines, unrounded data are displayed and have been used to calculate % recovery and RPD values.

LCS(D) - Laboratory Control Sample (Duplicate)

MS(D) - Matrix Spike (Duplicate)

DUP - Sample Duplicate

RPD - Relative Percent Difference

N-Nitrosodiphenylamine decomposes and cannot be separated from Diphenylamine using Method 8270. The result reported for each analyte is a combined concentration.

Pace Analytical is NELAP accredited. Contact your Pace PM for the current list of accredited analytes.

LABORATORIES

PASI-M	Pace Analytical Services - Minneapolis
PASI-S	Pace Analytical Services - Seattle

ANALYTE QUALIFIERS

D6	The relative percent difference (RPD) between the sample and sample duplicate exceeded laboratory control limits.
M6	Matrix spike and Matrix spike duplicate recovery not evaluated against control limits due to sample dilution.
S3	Surrogate recovery exceeded laboratory control limits. Analyte presence below reporting limits in associated samples. Results unaffected by high bias.

This report shall not be reproduced, except in full,
without the written consent of Pace Analytical Services, Inc..

Pace Analytical Services, Inc.
940 South Harney
Seattle, WA 98108
(206)767-5060

QUALITY CONTROL DATA CROSS REFERENCE TABLE

Project: Olympia Soils
Pace Project No.: 255662

Lab ID	Sample ID	QC Batch Method	QC Batch	Analytical Method	Analytical Batch
255662017	**CNF-5-1-15**	EPA 3546	OEXT/2991	NWTPH-Dx	GCSV/2086
255662018	**CNF-5-2-13.5**	EPA 3546	OEXT/2991	NWTPH-Dx	GCSV/2086
255662019	**CNF-5-3-10**	EPA 3546	OEXT/2991	NWTPH-Dx	GCSV/2086
255662020	**CNF-5-4-2**	EPA 3546	OEXT/2991	NWTPH-Dx	GCSV/2086
255662021	**CNF-5-5-13.5**	EPA 3546	OEXT/2991	NWTPH-Dx	GCSV/2086
255662022	**CNF-5-6-10**	EPA 3546	OEXT/2991	NWTPH-Dx	GCSV/2086
255662023	**CNF-5-7-2**	EPA 3546	OEXT/2991	NWTPH-Dx	GCSV/2086
255662024	**CNF-5-8-13**	EPA 3546	OEXT/2991	NWTPH-Dx	GCSV/2086
255662025	**CNF-5-9-10**	EPA 3546	OEXT/2991	NWTPH-Dx	GCSV/2086
255662026	**CNF-5-10-2**	EPA 3546	OEXT/2991	NWTPH-Dx	GCSV/2086
255662027	**CNF-5-11-13**	EPA 3546	OEXT/2991	NWTPH-Dx	GCSV/2086
255662028	**CNF-5-12-10**	EPA 3546	OEXT/2991	NWTPH-Dx	GCSV/2086
255662029	**CNF-5-13-2**	EPA 3546	OEXT/2991	NWTPH-Dx	GCSV/2086
255662017	**CNF-5-1-15**	NWTPH-Gx	GCV/2018	NWTPH-Gx	GCV/2022
255662018	**CNF-5-2-13.5**	NWTPH-Gx	GCV/2018	NWTPH-Gx	GCV/2022
255662019	**CNF-5-3-10**	NWTPH-Gx	GCV/2018	NWTPH-Gx	GCV/2022
255662020	**CNF-5-4-2**	NWTPH-Gx	GCV/2018	NWTPH-Gx	GCV/2022
255662021	**CNF-5-5-13.5**	NWTPH-Gx	GCV/2018	NWTPH-Gx	GCV/2022
255662022	**CNF-5-6-10**	NWTPH-Gx	GCV/2018	NWTPH-Gx	GCV/2022
255662023	**CNF-5-7-2**	NWTPH-Gx	GCV/2018	NWTPH-Gx	GCV/2022
255662024	**CNF-5-8-13**	NWTPH-Gx	GCV/2018	NWTPH-Gx	GCV/2022
255662025	**CNF-5-9-10**	NWTPH-Gx	GCV/2028	NWTPH-Gx	GCV/2032
255662026	**CNF-5-10-2**	NWTPH-Gx	GCV/2028	NWTPH-Gx	GCV/2032
255662027	**CNF-5-11-13**	NWTPH-Gx	GCV/2028	NWTPH-Gx	GCV/2032
255662028	**CNF-5-12-10**	NWTPH-Gx	GCV/2028	NWTPH-Gx	GCV/2032
255662029	**CNF-5-13-2**	NWTPH-Gx	GCV/2028	NWTPH-Gx	GCV/2032
255662030	**Trip Blank Soil**	NWTPH-Gx	GCV/2028	NWTPH-Gx	GCV/2032
255662001	**CNF-4-1-15**	EPA 6020	ICPM/23432	EPA 6020	ICPM/9524
255662002	**CNF-4-2-13**	EPA 6020	ICPM/23432	EPA 6020	ICPM/9524
255662003	**CNF-4-3-12**	EPA 6020	ICPM/23432	EPA 6020	ICPM/9524
255662004	**CNF-4-4-12**	EPA 6020	ICPM/23432	EPA 6020	ICPM/9524
255662005	**CNF-4-5-12**	EPA 6020	ICPM/23432	EPA 6020	ICPM/9524
255662006	**CNF-4-6-10.5**	EPA 6020	ICPM/23432	EPA 6020	ICPM/9524
255662007	**CNF-4-7-6**	EPA 6020	ICPM/23432	EPA 6020	ICPM/9524
255662008	**CNF-4-8-2.5**	EPA 6020	ICPM/23432	EPA 6020	ICPM/9524
255662009	**CNF-4-9-11**	EPA 6020	ICPM/23432	EPA 6020	ICPM/9524
255662010	**CNF-4-10-7**	EPA 6020	ICPM/23432	EPA 6020	ICPM/9524
255662011	**CNF-4-11-2**	EPA 6020	ICPM/23432	EPA 6020	ICPM/9524
255662012	**CNF-4-12-11**	EPA 6020	ICPM/23432	EPA 6020	ICPM/9524
255662013	**CNF-4-13-2.5**	EPA 6020	ICPM/23432	EPA 6020	ICPM/9524
255662014	**CNF-4-14-11**	EPA 6020	ICPM/23432	EPA 6020	ICPM/9524
255662015	**CNF-4-15-3.5**	EPA 6020	ICPM/23432	EPA 6020	ICPM/9524
255662016	**CNF-4-16-2**	EPA 6020	ICPM/23432	EPA 6020	ICPM/9524
255662017	**CNF-5-1-15**	EPA 6020	ICPM/23433	EPA 6020	ICPM/9536
255662018	**CNF-5-2-13.5**	EPA 6020	ICPM/23433	EPA 6020	ICPM/9536
255662019	**CNF-5-3-10**	EPA 6020	ICPM/23433	EPA 6020	ICPM/9536
255662020	**CNF-5-4-2**	EPA 6020	ICPM/23433	EPA 6020	ICPM/9536

This report shall not be reproduced, except in full,
without the written consent of Pace Analytical Services, Inc..

Pace Analytical Services, Inc.
940 South Harney
Seattle, WA 98108
(206)767-5060

QUALITY CONTROL DATA CROSS REFERENCE TABLE

Project: Olympia Soils
Pace Project No.: 255662

Lab ID	Sample ID	QC Batch Method	QC Batch	Analytical Method	Analytical Batch
255662021	**CNF-5-5-13.5**	EPA 6020	ICPM/23433	EPA 6020	ICPM/9536
255662022	**CNF-5-6-10**	EPA 6020	ICPM/23433	EPA 6020	ICPM/9536
255662023	**CNF-5-7-2**	EPA 6020	ICPM/23433	EPA 6020	ICPM/9536
255662024	**CNF-5-8-13**	EPA 6020	ICPM/23433	EPA 6020	ICPM/9536
255662025	**CNF-5-9-10**	EPA 6020	ICPM/23433	EPA 6020	ICPM/9536
255662026	**CNF-5-10-2**	EPA 6020	ICPM/23433	EPA 6020	ICPM/9536
255662027	**CNF-5-11-13**	EPA 6020	ICPM/23433	EPA 6020	ICPM/9536
255662028	**CNF-5-12-10**	EPA 6020	ICPM/23433	EPA 6020	ICPM/9536
255662029	**CNF-5-13-2**	EPA 6020	ICPM/23433	EPA 6020	ICPM/9536
255662001	**CNF-4-1-15**	% Moisture	MPRP/23496		
255662002	**CNF-4-2-13**	% Moisture	MPRP/23496		
255662003	**CNF-4-3-12**	% Moisture	MPRP/23496		
255662004	**CNF-4-4-12**	% Moisture	MPRP/23496		
255662005	**CNF-4-5-12**	% Moisture	MPRP/23496		
255662006	**CNF-4-6-10.5**	% Moisture	MPRP/23496		
255662007	**CNF-4-7-6**	% Moisture	MPRP/23496		
255662008	**CNF-4-8-2.5**	% Moisture	MPRP/23496		
255662009	**CNF-4-9-11**	% Moisture	MPRP/23496		
255662010	**CNF-4-10-7**	% Moisture	MPRP/23496		
255662011	**CNF-4-11-2**	% Moisture	MPRP/23496		
255662012	**CNF-4-12-11**	% Moisture	MPRP/23496		
255662013	**CNF-4-13-2.5**	% Moisture	MPRP/23496		
255662014	**CNF-4-14-11**	% Moisture	MPRP/23496		
255662015	**CNF-4-15-3.5**	% Moisture	MPRP/23496		
255662016	**CNF-4-16-2**	% Moisture	MPRP/23496		
255662017	**CNF-5-1-15**	EPA 8260	MSV/3429		
255662018	**CNF-5-2-13.5**	EPA 8260	MSV/3429		
255662019	**CNF-5-3-10**	EPA 8260	MSV/3429		
255662020	**CNF-5-4-2**	EPA 8260	MSV/3429		
255662021	**CNF-5-5-13.5**	EPA 8260	MSV/3429		
255662022	**CNF-5-6-10**	EPA 8260	MSV/3429		
255662023	**CNF-5-7-2**	EPA 8260	MSV/3429		
255662024	**CNF-5-8-13**	EPA 8260	MSV/3429		
255662025	**CNF-5-9-10**	EPA 8260	MSV/3436		
255662026	**CNF-5-10-2**	EPA 8260	MSV/3460		
255662027	**CNF-5-11-13**	EPA 8260	MSV/3436		
255662028	**CNF-5-12-10**	EPA 8260	MSV/3436		
255662029	**CNF-5-13-2**	EPA 8260	MSV/3436		
255662030	**Trip Blank Soil**	EPA 8260	MSV/3436		

This report shall not be reproduced, except in full,
without the written consent of Pace Analytical Services, Inc..

Sample Condition Upon Receipt

Pace Analytical

Client Name: B + C Project # 255662

Courier: ☐ Fed Ex ☐ UPS ☐ USPS ☐ Client ☐ Commercial ☐ Pace Other ~~Pace~~ PCS NDS 11/9/10

Tracking #: _____

Custody Seal on Cooler/Box Present: ☐ Yes ☑ No Seals intact: ☐ Yes ☐ No

Packing Material: ☐ Bubble Wrap ☑ Bubble Bags ☐ None ☐ Other _____ Temp. Blank (Yes) ____ No ____

Thermometer Used 132013 or 101731962 or 226099 Type of Ice: (Wet) Blue None ☐ Samples on ice, cooling process has begun

Cooler Temperature 1.4°C Biological Tissue is Frozen: Yes No

Temp should be above freezing ≤ 6°C

Date and Initials of person examining contents: NDS 11/9/10

Comments:

Chain of Custody Present:	☑Yes	☐No	☐N/A
Chain of Custody Filled Out:	☑Yes	☐No	☐N/A
Chain of Custody Relinquished:	☑Yes	☐No	☐N/A
Sampler Name & Signature on COC:	☑Yes	☐No	☐N/A
Samples Arrived within Hold Time:	☑Yes	☐No	☐N/A
Short Hold Time Analysis (<72hr):	☑Yes	☐No	☐N/A
Rush Turn Around Time Requested:	☑Yes	☐No	☑N/A
Sufficient Volume:	☑Yes	☐No	☐N/A
Correct Containers Used:	☑Yes	☐No	☐N/A
-Pace Containers Used:	☑Yes	☐No	☐N/A
Containers Intact:	☑Yes	☐No	☐N/A
Filtered volume received for Dissolved tests	☐Yes	☐No	☑N/A
Sample Labels match COC:	☑Yes	☐No	☐N/A
-Includes date/time/ID/Analysis Matrix: Soil			
All containers needing preservation have been checked.	☐Yes	☐No	☑N/A
All containers needing preservation are found to be in compliance with EPA recommendation.	☐Yes	☐No	☑N/A
Exceptions: VOA, coliform, TOC, O&G			
Samples checked for dechlorination:	☐Yes	☐No	☑N/A
Headspace in VOA Vials (>6mm):	☐Yes	☐No	☑N/A
Trip Blanks Present:	☑Yes	☐No	☐N/A
Trip Blank Custody Seals Present	☐Yes	☐No	☑N/A
Pace Trip Blank Lot # (if purchased):			NDS 11/9

1.
2.
3.
4.
5.
6. Terracore kits.
7. 11/11/10
8.
9.
10.
11.
12.
13.

Initial when completed	Lot # of added preservative

14.
15.
16. Trip blank for soil & water received. Not on COC.

Client Notification/ Resolution: Field Data Required? Y / N

Person Contacted: Josh Johnson Date/Time: 11/9/10 4:55

Comments/ Resolution:

Do you need Dx w/ Silica Gel? Not written on coc. Per Josh add SG. Cle
All results are needed ASAP. Cle

Project Manager Review: JENNI Gross Date: 11/9/10

Note: Whenever there is a discrepancy affecting North Carolina compliance samples, a copy of this form will be sent to the North Carolina DEHNR Certification Office (i.e out of hold, incorrect preservative, out of temp, incorrect containers)

Pace Analytical®
www.pacelabs.com

CHAIN-OF-CUSTODY / Analytical Request Document

The Chain-of-Custody is a LEGAL DOCUMENT. All relevant fields must be completed accurately.

125662

Page: 1 of 3

1391150

Section A Required Client Information:

Company:	Brown + Caldwell
Address:	724 Columbia St NW Ste 420, Olympia WA
Email To:	jturk@brwncald.com
Phone:	3605341206
Fax:	3609437573
Requested Due Date/TAT:	11/11/10

Section B Required Project Information:

Report To:	Jon Turk
Copy To:	Josh Johnson
Purchase Order No.:	
Project Name:	Olympia Soils
Project Number:	

Section C Invoice Information:

Attention:	Josh Johnson
Company Name:	Brown + Caldwell
Address:	724 Columbia St NW
Pace Quote Reference:	
Pace Project Manager:	
Pace Profile #:	

REGULATORY AGENCY

☐ NPDES ☐ GROUND WATER ☐ DRINKING WATER
☐ UST ☐ RCRA ☒ OTHER ECY

Site Location STATE: WA

Section D Required Client Information

SAMPLE ID (A-Z, 0-9 / ,-) Sample IDs MUST BE UNIQUE

Matrix Codes — MATRIX / CODE: Drinking Water DW; Water WT; Waste Water WW; Product P; Soil/Solid SL; Oil OL; Wipe WP; Air AR; Tissue TS; Other OT

Requested Analysis Filtered (Y/N)

ITEM #	SAMPLE ID	MATRIX CODE (see valid codes to left)	SAMPLE TYPE (G=GRAB C=COMP)	COLLECTED: COMPOSITE START DATE	COMPOSITE START TIME	COMPOSITE END/GRAB DATE	COMPOSITE END/GRAB TIME	SAMPLE TEMP AT COLLECTION	# OF CONTAINERS	Preservatives: Unpreserved	H_2SO_4	HNO_3	HCl	NaOH	$Na_2S_2O_3$	Methanol	Other	Analysis Test (Y/N): Arsenic	Lead	Copper	Nickel	Residual Chlorine (Y/N)	Pace Project No./ Lab I.D.
1	CNF-4-1-15	SL	G			11/8/10	10:10		1	X								X	X	X	X		
2	CNF-4-2-13						10:18																
3	CNF-4-3-12						10:22																
4	CNF-4-4-12						10:28																
5	CNF-4-5-12						10:35																
6	CNF-4-6-10.5						10:38																
7	CNF-4-7-6						10:42																
8	CNF-4-8-2.5						10:45																
9	CNF-4-9-11						10:52																
10	CNF-4-10-7						10:55																
11	CNF-4-11-2						11:00																
12	CNF-4-12-11						11:03																

ADDITIONAL COMMENTS	RELINQUISHED BY / AFFILIATION	DATE	TIME	ACCEPTED BY / AFFILIATION	DATE	TIME	SAMPLE CONDITIONS			
	Jon Turk CBC	11/9/10	14:05	K. Cottright PCS	11/9/10	1405				
	K. Cottright PCS	11/9/10	15:20	Jyothi SWS	11/9/10	1520	1.4	4	N	4

ORIGINAL

SAMPLER NAME AND SIGNATURE

PRINT Name of SAMPLER: Jon Turk

SIGNATURE of SAMPLER: Jon Turk

DATE Signed (MM/DD/YY): 11/8/10

Temp in °C | Received on Ice (Y/N) | Custody Sealed Cooler (Y/N) | Samples Intact (Y/N)

*Important Note: By signing this form you are accepting Pace's NET 30 day payment terms and agreeing to late charges of 1.5% per month for any invoices not paid within 30 days.

Pace Analytical®
www.pacelabs.com

CHAIN-OF-CUSTODY / Analytical Request Document

The Chain-of-Custody is a LEGAL DOCUMENT. All relevant fields must be completed accurately.

255662

Page: 2 of 3

1391155

Section A Required Client Information:

Company:	Brown + Caldwell
Address:	724 Columbia St NW Ste 420, Olympia WA
Email To:	jturk@brwncald.com
Phone:	360-534-1206
Fax:	360 943 7513
Requested Due Date/TAT:	11/11/10

Section B Required Project Information:

Report To:	Jon Turk
Copy To:	Josh Johnson
Purchase Order No.:	
Project Name:	Olympia Soils
Project Number:	

Section C Invoice Information:

Attention:	Josh Johnson
Company Name:	Brown + Caldwell
Address:	724 Columbia St NW
Pace Quote Reference:	
Pace Project Manager:	
Pace Profile #:	

REGULATORY AGENCY

☐ NPDES ☐ GROUND WATER ☐ DRINKING WATER
☐ UST ☐ RCRA ☒ OTHER ECY

Site Location STATE: NA

Section D Required Client Information

SAMPLE ID (A-Z, 0-9 / ,-) Sample IDs MUST BE UNIQUE

Matrix Codes (MATRIX / CODE): Drinking Water DW; Water WT; Waste Water WW; Product P; Soil/Solid SL; Oil OL; Wipe WP; Air AR; Tissue TS; Other OT

Requested Analysis Filtered (Y/N)

ITEM #	SAMPLE ID	MATRIX CODE (see valid codes to left)	SAMPLE TYPE (G=GRAB C=COMP)	COLLECTED: COMPOSITE START DATE	COMPOSITE START TIME	COMPOSITE END/GRAB DATE	COMPOSITE END/GRAB TIME	SAMPLE TEMP AT COLLECTION	# OF CONTAINERS	Preservatives: Unpreserved	H_2SO_4	HNO_3	HCl	NaOH	$Na_2S_2O_3$	Methanol	Other	Analysis Test: Arsenic	Lead	Copper	Nickel	TPH-D	TPH-HO	BTEX	Residual Chlorine (Y/N)	Pace Project No./ Lab I.D.
1	CNF-4-13-2.5	SL	G			11/8/10	11:07		1	X								X	X	X	X					
2	CNF-4-14-11						11:12																			
3	CNF-4-15-3.5						11:15																			
4	CNF-4-16-2						11:18																			
5	CNF-5-1-15						13:05		5	X						X			X			X	X	X		
6	CNF-5-2-13.5						13:20																			
7	CNF-5-3-10						13:30																			
8	CNF-5-4-2						13:40																			
9	CNF-5-5-13.5						13:55																			
10	CNF-5-6-10						14:05																			
11	CNF-5-7-2						14:20																			
12	CNF-5-8-13						14:35																			

ADDITIONAL COMMENTS	RELINQUISHED BY / AFFILIATION	DATE	TIME	ACCEPTED BY / AFFILIATION	DATE	TIME	SAMPLE CONDITIONS: Temp in °C	Received on Ice (Y/N)	Custody Sealed Cooler (Y/N)	Samples Intact (Y/N)
	Jon Turk (BC)	11/9/10	14:05	K. Cottright	11/9/10	1405				
	K. Cottright (BC)	11/9/10	1520	Jyothi Sway	11/9/10	1520	1.4	Y	N	Y

ORIGINAL

SAMPLER NAME AND SIGNATURE

PRINT Name of SAMPLER: Jon Turk

SIGNATURE of SAMPLER: Jon Turk

DATE Signed (MM/DD/YY): 11/8/10

*Important Note: By signing this form you are accepting Pace's NET 30 day payment terms and agreeing to late charges of 1.5% per month for any invoices not paid within 30 days.

255662

Pace Analytical®
www.pacelabs.com

CHAIN-OF-CUSTODY / Analytical Request Document

The Chain-of-Custody is a LEGAL DOCUMENT. All relevant fields must be completed accurately.

1391151

Section A Required Client Information:

Company:	Brown + Caldwell
Address:	724 Columbia St NW
	Ste 420, Olympia WA
Email To:	jturk@browncald.com
Phone:	360 534 12006
Fax:	3609433525
Requested Due Date/TAT:	11/11/10

Section B Required Project Information:

Report To:	Jon Turk
Copy To:	Josh Johnson
Purchase Order No.:	
Project Name:	Olympia Soils
Project Number:	

Section C Invoice Information:

Attention:	Josh Johnson
Company Name:	Brown + Caldwell
Address:	724 Columbia St NW
Pace Quote Reference:	
Pace Project Manager:	
Pace Profile #:	

REGULATORY AGENCY

☐ NPDES ☐ GROUND WATER ☐ DRINKING WATER
☐ UST ☐ RCRA ☒ OTHER ECY

Site Location STATE: WA

Section D Required Client Information

SAMPLE ID (A-Z, 0-9 / ,-) Sample IDs MUST BE UNIQUE

Matrix Codes (MATRIX / CODE)

Drinking Water	DW
Water	WT
Waste Water	WW
Product	P
Soil/Solid	SL
Oil	OL
Wipe	WP
Air	AR
Tissue	TS
Other	OT

Requested Analysis Filtered (Y/N)

ITEM #	SAMPLE ID	MATRIX CODE (see valid codes to left)	SAMPLE TYPE (G=GRAB C=COMP)	COLLECTED COMPOSITE START DATE	COLLECTED COMPOSITE START TIME	COLLECTED COMPOSITE END/GRAB DATE	COLLECTED COMPOSITE END/GRAB TIME	SAMPLE TEMP AT COLLECTION	# OF CONTAINERS	Preservatives: Unpreserved	H_2SO_4	HNO_3	HCl	NaOH	$Na_2S_2O_3$	Methanol	Other	Analysis Test Y/N	Lead	TPH-D	TPH-HO	BTEX	Residual Chlorine (Y/N)	Pace Project No./ Lab I.D.
1	CNF-5-9-10	SL	G			11/8/10	14:50		5	X						X			X	X	X	X		
2	CNF-5-10-2	↓	↓			↓	15:10		↓	↓						↓			↓	↓	↓	↓		
3	CNF-5-11-13						15:20																	
4	CNF-5-12-10						15:30																	
5	CNF-5-13-2	↓	↓			↓	15:40		↓	↓						↓			↓	↓	↓	↓		
6																								
7																								
8																								
9																								
10																								
11																								
12																								

ADDITIONAL COMMENTS	RELINQUISHED BY / AFFILIATION	DATE	TIME	ACCEPTED BY / AFFILIATION	DATE	TIME	SAMPLE CONDITIONS			
	Jon Turk (BC)	11/9/10	14:05	K. Cottright	11/9/10	1405				
	K. Cottright PCS	11/9/10	1520	Jyothi Sway	11/9/10	1520	1.4	Y	N	Y

ORIGINAL

SAMPLER NAME AND SIGNATURE			Temp in °C	Received on Ice (Y/N)	Custody Sealed Cooler (Y/N)	Samples Intact (Y/N)
PRINT Name of SAMPLER:	Jon Turk					
SIGNATURE of SAMPLER:	Jon Turk	DATE Signed (MM/DD/YY): 11/8/10				

*Important Note: By signing this form you are accepting Pace's NET 30 day payment terms and agreeing to late charges of 1.5% per month for any invoices not paid within 30 days.

Sample Container Count

CLIENT: Bot C

Pace Analytical
www.pacelabs.com

255662

COC PAGE 1 of 3
COC ID# 1391150

Sample Line Item	VG9H	AG1H	AG1U	BG1H	BP1U	BP2U	BP3U	BP2N	BP2S	WGFU	WGKU				Comments
1										1					
2															
3															
4															
5															
6															
7															
8															
9															
10															
11															
12															Trip Blank? ~~No~~ Yes

NSB 11/9/16

AG1H	1 liter HCL amber glass		BP2S	500mL H2SO4 plastic		JGFU	4oz unpreserved amber wide
AG1U	1liter unpreserved amber glass		BP2U	500mL unpreserved plastic		R	terra core kit
AG2S	500mL H2SO4 amber glass		BP2Z	500mL NaOH, Zn Ac		U	Summa Can
AG2U	500mL unpreserved amber glass		BP3C	250mL NaOH plastic		VG9H	40mL HCL clear vial
AG3S	250mL H2SO4 amber glass		BP3N	250mL HNO3 plastic		VG9T	40mL Na Thio. clear vial
BG1H	1 liter HCL clear glass		BP3S	250mL H2SO4 plastic		VG9U	40mL unpreserved **clear** vial
BG1U	1 liter unpreserved glass		BP3U	250mL unpreserved plastic		VG9W	40mL glass vial preweighted (EPA 5035)
BP1N	1 liter HNO3 plastic		DG9B	40mL Na Bisulfate amber vial		VSG	Headspace septa vial & HCL
BP1S	1 liter H2SO4 plastic		DG9H	40mL HCL amber voa vial		WGFU	4oz clear soil jar
BP1U	1 liter unpreserved plastic		DG9M	40mL MeOH clear vial		WGFX	4oz wide jar w/hexane wipe
BP1Z	1 liter NaOH, Zn, Ac		DG9T	40mL Na Thio amber vial		ZPLC	Ziploc Bag
BP2N	500mL HNO3 plastic		DG9U	40mL unpreserved **amber** vial			
BP2O	500mL NaOH plastic		I	Wipe/Swab			

Sample Container Count

CLIENT: B+C

Pace Analytical
www.pacelabs.com

255662

COC PAGE 2 of 3

COC ID# _____

Sample Line Item	VG9H	AG1H	AG1U	BG1H	BP1U	BP2U	BP3U	BP2N	BP2S	WGFU	WGKU	DGAM VG9W			Comments
1										1					
2										1					
3										1					
4										1					
5										2		1	2		
6															
7															
8															
9															
10															
11															
12															Trip Blank? ~~NO~~ YES 10/7/10

AG1H	1 liter HCL amber glass		BP2S	500mL H2SO4 plastic		JGFU	4oz unpreserved amber wide
AG1U	1liter unpreserved amber glass		BP2U	500mL unpreserved plastic		R	terra core kit
AG2S	500mL H2SO4 amber glass		BP2Z	500mL NaOH, Zn Ac		U	Summa Can
AG2U	500mL unpreserved amber glass		BP3C	250mL NaOH plastic		VG9H	40mL HCL clear vial
AG3S	250mL H2SO4 amber glass		BP3N	250mL HNO3 plastic		VG9T	40mL Na Thio. clear vial
BG1H	1 liter HCL clear glass		BP3S	250mL H2SO4 plastic		VG9U	40mL unpreserved **clear** vial
BG1U	1 liter unpreserved glass		BP3U	250mL unpreserved plastic		VG9W	40mL glass vial preweighted (EPA 5035)
BP1N	1 liter HNO3 plastic		DG9B	40mL Na Bisulfate amber vial		VSG	Headspace septa vial & HCL
BP1S	1 liter H2SO4 plastic		DG9H	40mL HCL amber voa vial		WGFU	4oz clear soil jar
BP1U	1 liter unpreserved plastic		DG9M	40mL MeOH clear vial		WGFX	4oz wide jar w/hexane wipe
BP1Z	1 liter NaOH, Zn, Ac		DG9T	40mL Na Thio amber vial		ZPLC	Ziploc Bag
BP2N	500mL HNO3 plastic		DG9U	40mL unpreserved **amber** vial			
BP2O	500mL NaOH plastic		I	Wipe/Swab			

Sample Container Count

CLIENT: Bar C

Pace Analytical
www.pacelabs.com

255662

COC PAGE 3 of 3
COC ID# 139115

Sample Line Item	VG9H	AG1H	AG1U	BG1H	BP1U	BP2U	BP3U	BP2N	BP2S	WGFU	WGKU	DG9M	VGAU		Comments
1										2		1	2		
2										2		1	2		
3										2		1	2		
4										2		1	2		
5										2		1	2		
6															
7															
8															
9															
10															
11															
12															Trip Blank? ~~No~~ Yes NJS 11/9/10

AG1H	1 liter HCL amber glass		BP2S	500mL H2SO4 plastic		JGFU	4oz unpreserved amber wide
AG1U	1liter unpreserved amber glass		BP2U	500mL unpreserved plastic		R	terra core kit
AG2S	500mL H2SO4 amber glass		BP2Z	500mL NaOH, Zn Ac		U	Summa Can
AG2U	500mL unpreserved amber glass		BP3C	250mL NaOH plastic		VG9H	40mL HCL clear vial
AG3S	250mL H2SO4 amber glass		BP3N	250mL HNO3 plastic		VG9T	40mL Na Thio. clear vial
BG1H	1 liter HCL clear glass		BP3S	250mL H2SO4 plastic		VG9U	40mL unpreserved **clear** vial
BG1U	1 liter unpreserved glass		BP3U	250mL unpreserved plastic		VG9W	40mL glass vial preweighted (EPA 5035)
BP1N	1 liter HNO3 plastic		DG9B	40mL Na Bisulfate amber vial		VSG	Headspace septa vial & HCL
BP1S	1 liter H2SO4 plastic		DG9H	40mL HCL amber voa vial		WGFU	4oz clear soil jar
BP1U	1 liter unpreserved plastic		DG9M	40mL MeOH clear vial		WGFX	4oz wide jar w/hexane wipe
BP1Z	1 liter NaOH, Zn, Ac		DG9T	40mL Na Thio amber vial		ZPLC	Ziploc Bag
BP2N	500mL HNO3 plastic		DG9U	40mL unpreserved **amber** vial			
BP2O	500mL NaOH plastic		I	Wipe/Swab			

Pace Analytical Services, Inc.
1700 Elm Street
Minneapolis, MN 55414
Phone: 612.607.1700
Fax: 612.607.6444

www.pacelabs.com

Report Prepared for:

Jennifer Gross
PASI Seattle
940 S. Harney Street
Seattle WA 98108

REPORT OF LABORATORY ANALYSIS FOR PCDD/PCDF

Report Prepared Date:
January 18, 2011

Report Information:

Pace Project #: 10146792
Sample Receipt Date: 01/07/2011
Client Project #: 256181
Client Sub PO #: N/A
State Cert #: C755

Invoicing & Reporting Options:

The report provided has been invoiced as a Level 2 PCDD/PCDF Report. If an upgrade of this report package is requested, an additional charge may be applied.

Please review the attached invoice for accuracy and forward any questions to Nate Habte, your Pace Project Manager.

This report has been reviewed by:

January 19, 2011

Nate Habte, Project Manager
(612) 607-6407
(612) 607-6444 (fax)
natnael.habte@pacelabs.com

ACCREDITED IN ACCORDANCE WITH nelac

Report of Laboratory Analysis

This report should not be reproduced, except in full, without the written consent of Pace Analytical Services, Inc.

The results relate only to the samples included in this report.

Pace Analytical Services, Inc.
1700 Elm Street
Minneapolis, MN 55414
Phone: 612.607.1700
Fax: 612.607.6444

DISCUSSION

This report presents the results from the analyses performed on one sample submitted by a representative of Pace Analytical Services, Inc. The sample was analyzed for the presence or absence of polychlorodibenzo-p-dioxins (PCDDs) and polychlorodibenzofurans (PCDFs) using a modified version of USEPA Method 8290. Reporting limits were based on signal-to-noise measurements.

The recoveries of the isotopically-labeled PCDD/PCDF internal standards in the sample extract ranged from 48-87%. With the exception of one low value, which was flagged "R" on the results table, the labeled standard recoveries obtained for this project were within the 40-135% target range specified in Method 8290. Also, since the quantification of the native 2,3,7,8-substituted congeners was based on isotope dilution, the data were automatically corrected for variation in recovery and accurate values were obtained.

In some cases, interfering substances impacted the determinations of PCDD or PCDF congeners. The affected values were flagged "I" where incorrect isotope ratios were obtained or "P" where polychlorinated diphenyl ethers were present.

A laboratory method blank was prepared and analyzed with the sample batch as part of our routine quality control procedures. The results show the blank to contain trace levels of selected congeners. These were below the calibration range of the method. The levels reported for the affected congeners in the field sample were higher than the corresponding blank levels by one or more orders of magnitude. These results indicate that the sample processing steps did not contribute significantly to the levels reported for the field sample.

Laboratory and matrix spike samples were also prepared with the sample batch using clean sand or sample matrix that had been fortified with native standard materials. The results show that the spiked native compounds were recovered at 91-129%, with relative percent differences of 0.2-9.7%. These results indicate high degrees of accuracy and precision for these determinations.

REPORT OF LABORATORY ANALYSIS

This report shall not be reproduced, except in full,
without the written consent of Pace Analytical Services, Inc.

Pace Analytical Services, Inc.
1700 Elm Street - Suite 200
Minneapolis, MN 55414

Tel: 612-607-1700
Fax: 612- 607-6444

Minnesota Laboratory Certifications

Authority	Certificate #	Authority	Certificate #
Alabama	40770	Montana	92
Alaska	MN00064	Nebraska	
Arizona	AZ0014	Nevada	MN000642010A
Arkansas	88-0680	New Jersey (NE	MN002
California	01155CA	New Mexico	MN00064
Colorado	MN00064	New York (NEL	11647
Connecticut	PH-0256	North Carolina	27700
EPA Region 5	WD-15J	North Dakota	R-036
EPA Region 8	8TMS-Q	Ohio	4150
Florida (NELAP	E87605	Ohio VAP	CL101
Georgia (DNR)	959	Oklahoma	D9922
Guam	09-019r	Oregon (ELAP)	MN200001-005
Hawaii	SLD	Oregon (OREL	MN200001-005
Idaho	MN00064	Pennsylvania	68-00563
Illinois	200012	Saipan	MP0003
Indiana	C-MN-01	South Carolina	74003001
Indiana	C-MN-01	Tennesee	2818
Iowa	368	Tennessee	02818
Kansas	E-10167	Texas	T104704192-08
Kentucky	90062	Utah (NELAP)	PAM
Louisiana	LA0900016	Virginia	00251
Maine	2007029	Washington	C755
Maryland	322	West Virginia	9952C
Michigan	9909	Wisconsin	999407970
Minnesota	027-053-137	Wyoming	8TMS-Q
Mississippi	MN00064		

REPORT OF LABORATORY ANALYSIS

This report shall not be reproduced, except in full,
without the written consent of Pace Analytical Services, Inc.

Appendix A

Sample Management

Report No.....10146792 8290
Page 5 of 14

10146792

Chain of Custody

RUSH

Pace Analytical®
www.pacelabs.com

Workorder: 256181 **Workorder Name:** Port Soils **Owner Received Date:** 1/6/2011 **Results Requested By:** 1/20/2011

Report To	Subcontract To
Jennifer Gross Pace Analytical Services, Inc. 940 South Harney Seattle WA 98108 Phone (206)767-5060 Fax (206)767-5063	Pace Analytical Minnesota 1700 Elm Street Suite 200 Minneapolis, MN 55414 Phone (612)607-1700

Requested Analysis

Item	Sample ID	Sample Type	Collect Date/Time	Lab ID	Matrix	Preserved Containers: Unpreserved	Dioxin, Furan	Dry Weight	LAB USE ONLY
1	CNF-3-17-3.5_010511	PS	1/5/2011 10:30	256181001	Solid	1	X	X	
2									
3									
4									
5									

Transfers	Released By	Date/Time	Received By	Date/Time
1	Colette Weaver	010611/1600	[signature]	01/7/11 0452
2				
3				

Comments: 10-Day RUSH TAT

Cooler Temperature on Receipt 2.5 °C | Custody Seal Y or N | Received on Ice Y or N | Samples Intact Y or N

Sample Condition Upon Receipt

Pace Analytical

Client Name: PACE WA **Project #** 10146792

Courier: ☑ Fed Ex ☐ UPS ☐ USPS ☐ Client ☐ Commercial ☐ Pace Other _____

Tracking #: 7942 9698 3646

Optional: Proj. Due Date: Proj. Name:

Custody Seal on Cooler/Box Present: ☑ yes ☐ no Seals intact: ☑ yes ☐ no

Packing Material: ☐ Bubble Wrap ☑ Bubble Bags ☐ None ☐ Other _____ Temp Blank: Yes ✓ No _____

Thermometer Used 80344042 or (179425) **Type of Ice:** (Wet) Blue None ☐ Samples on ice, cooling process has begun

Cooler Temperature 2.5 **Biological Tissue is Frozen:** Yes No

Temp should be above freezing to 6°C

Date and Initials of person examining contents: 1/7/11 MJ

Comments:

Chain of Custody Present:	☑Yes ☐No ☐N/A	1.
Chain of Custody Filled Out:	☑Yes ☐No ☐N/A	2.
Chain of Custody Relinquished:	☑Yes ☐No ☐N/A	3.
Sampler Name & Signature on COC:	☐Yes ☑No ☐N/A	4.
Samples Arrived within Hold Time:	☑Yes ☐No ☐N/A	5.
Short Hold Time Analysis (<72hr):	☐Yes ☑No ☐N/A	6.
Rush Turn Around Time Requested:	☑Yes ☐No ☐N/A	7. 10 DAY DIOXIN
Sufficient Volume:	☑Yes ☐No ☐N/A	8.
Correct Containers Used:	☑Yes ☐No ☐N/A	9.
-Pace Containers Used:	☑Yes ☐No ☐N/A	
Containers Intact:	☑Yes ☐No ☐N/A	10.
Filtered volume received for Dissolved tests	☐Yes ☐No ☑N/A	11.
Sample Labels match COC:	☑Yes ☐No ☐N/A	12.
-Includes date/time/ID/Analysis Matrix: SL		
All containers needing acid/base preservation have been checked. Noncompliance are noted in 13.	☐Yes ☐No ☑N/A	13. ☐ HNO3 ☐ H2SO4 ☐ NaOH ☐ HCl Samp #
All containers needing preservation are found to be in compliance with EPA recommendation.	☐Yes ☐No ☑N/A	
Exceptions: VOA,Coliform, TOC, Oil and Grease, WI-DRO (water)	☐Yes ☑No	Initial when completed / Lot # of added preservative
Samples checked for dechlorination:	☐Yes ☐No ☑N/A	14.
Headspace in VOA Vials (>6mm):	☐Yes ☐No ☑N/A	15.
Trip Blank Present:	☐Yes ☑No ☐N/A	16.
Trip Blank Custody Seals Present	☐Yes ☐No ☑N/A	
Pace Trip Blank Lot # (if purchased): _____		

Client Notification/ Resolution: Field Data Required? Y / N

Person Contacted: _____ Date/Time: _____

Comments/ Resolution: _____

Project Manager Review: NAH **Date:** 1/7/11

Note: Whenever there is a discrepancy affecting North Carolina compliance samples, a copy of this form will be sent to the North Carolina DENR.

F-L213Rev.00, 05Aug2009

Pace Analytical Services, Inc.
1700 Elm Street SE, Suite 200, Minneapolis, MN 55414

Pace Analytical Services, Inc.
1700 Elm Street - Suite 200
Minneapolis, MN 55414

Tel: 612-607-1700
Fax: 612- 607-6444

Reporting Flags

A = Reporting Limit based on signal to noise

B = Less than 10x higher than method blank level

C = Result obtained from confirmation analysis

D = Result obtained from analysis of diluted sample

E = Exceeds calibration range

I = Interference present

J = Estimated value

Nn = Value obtained from additional analysis

P = PCDE Interference

R = Recovery outside target range

S = Peak saturated

U = Analyte not detected

V = Result verified by confirmation analysis

X = %D Exceeds limits

Y = Calculated using average of daily RFs

* = See Discussion

REPORT OF LABORATORY ANALYSIS

This report shall not be reproduced, except in full,
without the written consent of Pace Analytical Services, Inc.

Appendix B

Sample Analysis Summary

Pace Analytical Services, Inc.
1700 Elm Street - Suite 200
Minneapolis, MN 55414

Tel: 612-607-1700
Fax: 612- 607-6444

Method 8290 Sample Analysis Results

Client - PASI Seattle

Client's Sample ID	CNF-3-17-3.5_010511		
Lab Sample ID	256181001		
Filename	P110114B_11		
Injected By	BAL		
Total Amount Extracted	10.3 g	Matrix	Solid
% Moisture	5.6	Dilution	NA
Dry Weight Extracted	9.72 g	Collected	01/05/2011 10:30
ICAL ID	P101202	Received	01/07/2011 09:52
CCal Filename(s)	P110114A_07 & P110114A_17	Extracted	01/12/2011 13:00
Method Blank ID	BLANK-27549	Analyzed	01/15/2011 02:21

Native Isomers	Conc ng/Kg	EMPC ng/Kg	EDL ng/Kg		Internal Standards	ng's Added	Percent Recovery
2,3,7,8-TCDF	ND	-----	0.130		2,3,7,8-TCDF-13C	2.00	48
Total TCDF	0.36	-----	0.130	J	2,3,7,8-TCDD-13C	2.00	63
					1,2,3,7,8-PeCDF-13C	2.00	55
2,3,7,8-TCDD	ND	-----	0.110		2,3,4,7,8-PeCDF-13C	2.00	58
Total TCDD	0.54	-----	0.110	J	1,2,3,7,8-PeCDD-13C	2.00	72
					1,2,3,4,7,8-HxCDF-13C	2.00	65
1,2,3,7,8-PeCDF	ND	-----	0.240		1,2,3,6,7,8-HxCDF-13C	2.00	64
2,3,4,7,8-PeCDF	ND	-----	0.120		2,3,4,6,7,8-HxCDF-13C	2.00	66
Total PeCDF	0.77	-----	0.180	J	1,2,3,7,8,9-HxCDF-13C	2.00	67
					1,2,3,4,7,8-HxCDD-13C	2.00	72
1,2,3,7,8-PeCDD	ND	-----	0.180		1,2,3,6,7,8-HxCDD-13C	2.00	74
Total PeCDD	0.63	-----	0.180	J	1,2,3,4,6,7,8-HpCDF-13C	2.00	80
					1,2,3,4,7,8,9-HpCDF-13C	2.00	79
1,2,3,4,7,8-HxCDF	0.36	-----	0.180	J	1,2,3,4,6,7,8-HpCDD-13C	2.00	87
1,2,3,6,7,8-HxCDF	-----	0.79	0.140	P	OCDD-13C	4.00	64
2,3,4,6,7,8-HxCDF	ND	-----	0.120				
1,2,3,7,8,9-HxCDF	ND	-----	0.180		1,2,3,4-TCDD-13C	2.00	NA
Total HxCDF	3.60	-----	0.160	J	1,2,3,7,8,9-HxCDD-13C	2.00	NA
1,2,3,4,7,8-HxCDD	0.12	-----	0.086	J	2,3,7,8-TCDD-37Cl4	0.20	60
1,2,3,6,7,8-HxCDD	0.30	-----	0.094	J			
1,2,3,7,8,9-HxCDD	0.27	-----	0.098	J			
Total HxCDD	2.90	-----	0.093	J			
1,2,3,4,6,7,8-HpCDF	2.40	-----	0.170	J	Total 2,3,7,8-TCDD		
1,2,3,4,7,8,9-HpCDF	ND	-----	0.290		Equivalence: 0.42 ng/Kg		
Total HpCDF	9.50	-----	0.230		(Using 2005 WHO Factors - Using PRL/2 where ND)		
1,2,3,4,6,7,8-HpCDD	7.00	-----	0.290				
Total HpCDD	12.00	-----	0.290				
OCDF	9.90	-----	0.270	J			
OCDD	71.00	-----	0.290				

Conc = Concentration (Totals include 2,3,7,8-substituted isomers).
EMPC = Estimated Maximum Possible Concentration
EDL = Estimated Detection Limit

ND = Not Detected
NA = Not Applicable
NC = Not Calculated

Results reported on a dry weight basis and are valid to no more than 2 significant figures.
J = Estimated value
P = PCDE Interference

REPORT OF LABORATORY ANALYSIS

This report shall not be reproduced, except in full,
without the written consent of Pace Analytical Services, Inc.

Pace Analytical Services, Inc.
1700 Elm Street - Suite 200
Minneapolis, MN 55414

Tel: 612-607-1700
Fax: 612- 607-6444

Method 8290 Blank Analysis Results

Lab Sample ID	BLANK-27549	Matrix	Solid
Filename	P110113A_05	Dilution	NA
Total Amount Extracted	10.2 g	Extracted	01/12/2011 13:00
ICAL ID	P101202	Analyzed	01/13/2011 22:28
CCal Filename(s)	P110113A_02 & P110113A_18	Injected By	BAL

Native Isomers	Conc ng/Kg	EMPC ng/Kg	EDL ng/Kg	Internal Standards	ng's Added	Percent Recovery
2,3,7,8-TCDF	ND	-----	0.120	2,3,7,8-TCDF-13C	2.00	38 R
Total TCDF	ND	-----	0.120	2,3,7,8-TCDD-13C	2.00	50
				1,2,3,7,8-PeCDF-13C	2.00	45
2,3,7,8-TCDD	ND	-----	0.150	2,3,4,7,8-PeCDF-13C	2.00	43
Total TCDD	ND	-----	0.150	1,2,3,7,8-PeCDD-13C	2.00	52
				1,2,3,4,7,8-HxCDF-13C	2.00	46
1,2,3,7,8-PeCDF	ND	-----	0.150	1,2,3,6,7,8-HxCDF-13C	2.00	48
2,3,4,7,8-PeCDF	ND	-----	0.110	2,3,4,6,7,8-HxCDF-13C	2.00	49
Total PeCDF	ND	-----	0.130	1,2,3,7,8,9-HxCDF-13C	2.00	48
				1,2,3,4,7,8-HxCDD-13C	2.00	54
1,2,3,7,8-PeCDD	ND	-----	0.140	1,2,3,6,7,8-HxCDD-13C	2.00	54
Total PeCDD	ND	-----	0.140	1,2,3,4,6,7,8-HpCDF-13C	2.00	58
				1,2,3,4,7,8,9-HpCDF-13C	2.00	57
1,2,3,4,7,8-HxCDF	ND	-----	0.067	1,2,3,4,6,7,8-HpCDD-13C	2.00	65
1,2,3,6,7,8-HxCDF	ND	-----	0.086	OCDD-13C	4.00	50
2,3,4,6,7,8-HxCDF	ND	-----	0.093			
1,2,3,7,8,9-HxCDF	ND	-----	0.090	1,2,3,4-TCDD-13C	2.00	NA
Total HxCDF	ND	-----	0.084	1,2,3,7,8,9-HxCDD-13C	2.00	NA
1,2,3,4,7,8-HxCDD	ND	-----	0.120	2,3,7,8-TCDD-37Cl4	0.20	48
1,2,3,6,7,8-HxCDD	ND	-----	0.130			
1,2,3,7,8,9-HxCDD	ND	-----	0.120			
Total HxCDD	ND	-----	0.120			
1,2,3,4,6,7,8-HpCDF	ND	-----	0.084	Total 2,3,7,8-TCDD		
1,2,3,4,7,8,9-HpCDF	ND	-----	0.098	Equivalence: 0.21 ng/Kg		
Total HpCDF	ND	-----	0.091	(Using 2005 WHO Factors - Using PRL/2 where ND)		
1,2,3,4,6,7,8-HpCDD	0.17	-----	0.130 J			
Total HpCDD	0.41	-----	0.130 J			
OCDF	-----	0.19	0.092 I			
OCDD	0.57	-----	0.170 J			

Conc = Concentration (Totals include 2,3,7,8-substituted isomers).
EMPC = Estimated Maximum Possible Concentration
EDL = Estimated Detection Limit

Results reported on a dry weight basis and are valid to no more than 2 significant figures.
J = Estimated value
R = Recovery outside target range
I = Interference present

REPORT OF LABORATORY ANALYSIS

This report shall not be reproduced, except in full,
without the written consent of Pace Analytical Services, Inc.

Pace Analytical Services, Inc.
1700 Elm Street - Suite 200
Minneapolis, MN 55414

Tel: 612-607-1700
Fax: 612- 607-6444

Method 8290 Laboratory Control Spike Results

Lab Sample ID	LCS-27550		
Filename	P110113A_03	Matrix	Solid
Total Amount Extracted	10.3 g	Dilution	NA
ICAL ID	P101202	Extracted	01/12/2011 13:00
CCal Filename(s)	P110113A_02 & P110113A_18	Analyzed	01/13/2011 21:04
Method Blank ID	BLANK-27549	Injected By	BAL

Native Isomers	**Qs** (ng)	**Qm** (ng)	% Rec.	**Internal Standards**	**ng's Added**	**Percent Recovery**
2,3,7,8-TCDF	0.20	0.22	112	2,3,7,8-TCDF-13C	2.0	44
Total TCDF				2,3,7,8-TCDD-13C	2.0	59
				1,2,3,7,8-PeCDF-13C	2.0	46
2,3,7,8-TCDD	0.20	0.18	91	2,3,4,7,8-PeCDF-13C	2.0	48
Total TCDD				1,2,3,7,8-PeCDD-13C	2.0	58
				1,2,3,4,7,8-HxCDF-13C	2.0	46
1,2,3,7,8-PeCDF	1.0	1.1	106	1,2,3,6,7,8-HxCDF-13C	2.0	47
2,3,4,7,8-PeCDF	1.0	1.0	100	2,3,4,6,7,8-HxCDF-13C	2.0	52
Total PeCDF				1,2,3,7,8,9-HxCDF-13C	2.0	50
				1,2,3,4,7,8-HxCDD-13C	2.0	53
1,2,3,7,8-PeCDD	1.0	0.93	93	1,2,3,6,7,8-HxCDD-13C	2.0	58
Total PeCDD				1,2,3,4,6,7,8-HpCDF-13C	2.0	60
				1,2,3,4,7,8,9-HpCDF-13C	2.0	63
1,2,3,4,7,8-HxCDF	1.0	1.0	101	1,2,3,4,6,7,8-HpCDD-13C	2.0	69
1,2,3,6,7,8-HxCDF	1.0	1.1	108	OCDD-13C	4.0	56
2,3,4,6,7,8-HxCDF	1.0	1.0	105			
1,2,3,7,8,9-HxCDF	1.0	1.1	106	1,2,3,4-TCDD-13C	2.0	NA
Total HxCDF				1,2,3,7,8,9-HxCDD-13C	2.0	NA
1,2,3,4,7,8-HxCDD	1.0	1.0	104	2,3,7,8-TCDD-37Cl4	0.20	57
1,2,3,6,7,8-HxCDD	1.0	0.99	99			
1,2,3,7,8,9-HxCDD	1.0	1.3	129			
Total HxCDD						
1,2,3,4,6,7,8-HpCDF	1.0	1.1	106			
1,2,3,4,7,8,9-HpCDF	1.0	1.0	104			
Total HpCDF						
1,2,3,4,6,7,8-HpCDD	1.0	0.97	97			
Total HpCDD						
OCDF	2.0	2.2	112			
OCDD	2.0	2.2	110			

Qs = Quantity Spiked
Qm = Quantity Measured
Rec. = Recovery (Expressed as Percent)
R = Recovery outside of target range
Y = RF averaging used in calculations
Nn = Value obtained from additional analysis
NA = Not Applicable
* = See Discussion

REPORT OF LABORATORY ANALYSIS

This report shall not be reproduced, except in full,
without the written consent of Pace Analytical Services, Inc.

Pace Analytical Services, Inc.
1700 Elm Street - Suite 200
Minneapolis, MN 55414

Tel: 612-607-1700
Fax: 612- 607-6444

Method 8290 Spiked Sample Report

Client - PASI Seattle

Client's Sample ID	CNF-3-17-3.5_010511-MS		
Lab Sample ID	256181001-MS		
Filename	P110114B_12	Matrix	Solid
Total Amount Extracted	10.2 g	Dilution	NA
ICAL ID	P101202	Extracted	01/12/2011 13:00
CCal Filename(s)	P110114A_07 & P110114A_17	Analyzed	01/15/2011 03:04
Method Blank ID	BLANK-27549	Injected By	BAL

Native Isomers	**Qs** (ng)	**Qm** (ng)	% Rec.	**Internal Standards**	**ng's Added**	**Percent Recovery**
2,3,7,8-TCDF	0.20	0.22	111	2,3,7,8-TCDF-13C	2.00	44
				2,3,7,8-TCDD-13C	2.00	59
				1,2,3,7,8-PeCDF-13C	2.00	49
2,3,7,8-TCDD	0.20	0.19	94	2,3,4,7,8-PeCDF-13C	2.00	49
				1,2,3,7,8-PeCDD-13C	2.00	62
				1,2,3,4,7,8-HxCDF-13C	2.00	56
1,2,3,7,8-PeCDF	1.00	1.05	105	1,2,3,6,7,8-HxCDF-13C	2.00	54
2,3,4,7,8-PeCDF	1.00	1.02	102	2,3,4,6,7,8-HxCDF-13C	2.00	56
				1,2,3,7,8,9-HxCDF-13C	2.00	55
				1,2,3,4,7,8-HxCDD-13C	2.00	62
1,2,3,7,8-PeCDD	1.00	0.92	92	1,2,3,6,7,8-HxCDD-13C	2.00	63
				1,2,3,4,6,7,8-HpCDF-13C	2.00	64
				1,2,3,4,7,8,9-HpCDF-13C	2.00	65
1,2,3,4,7,8-HxCDF	1.00	1.04	104	1,2,3,4,6,7,8-HpCDD-13C	2.00	72
1,2,3,6,7,8-HxCDF	1.00	1.14	114	OCDD-13C	4.00	56
2,3,4,6,7,8-HxCDF	1.00	1.13	113			
1,2,3,7,8,9-HxCDF	1.00	1.05	105	1,2,3,4-TCDD-13C	2.00	NA
				1,2,3,7,8,9-HxCDD-13C	2.00	NA
1,2,3,4,7,8-HxCDD	1.00	1.00	100	2,3,7,8-TCDD-37Cl4	0.20	59
1,2,3,6,7,8-HxCDD	1.00	1.02	102			
1,2,3,7,8,9-HxCDD	1.00	1.13	113			
1,2,3,4,6,7,8-HpCDF	1.00	1.11	111			
1,2,3,4,7,8,9-HpCDF	1.00	1.05	105			
1,2,3,4,6,7,8-HpCDD	1.00	1.05	105			
OCDF	2.00	2.25	112			
OCDD	2.00	2.79	140			

Qs = Quantity Spiked Qm = Quantity Measured Rec. = Recovery (Expressed as Percent)

Results reported on a dry weight basis and are valid to no more than 2 significant figures.

REPORT OF LABORATORY ANALYSIS

This report shall not be reproduced, except in full,
without the written consent of Pace Analytical Services, Inc.

Pace Analytical Services, Inc.
1700 Elm Street - Suite 200
Minneapolis, MN 55414

Tel: 612-607-1700
Fax: 612- 607-6444

Method 8290 Spiked Sample Report

Client - PASI Seattle

Client's Sample ID	CNF-3-17-3.5_010511-MSD		
Lab Sample ID	256181001-MSD		
Filename	P110114B_13	Matrix	Solid
Total Amount Extracted	10.2 g	Dilution	NA
ICAL ID	P101202	Extracted	01/12/2011 13:00
CCal Filename(s)	P110114A_07 & P110114A_17	Analyzed	01/15/2011 03:47
Method Blank ID	BLANK-27549	Injected By	BAL

Native Isomers	**Qs** (ng)	**Qm** (ng)	% Rec.	**Internal Standards**	**ng's Added**	**Percent Recovery**
2,3,7,8-TCDF	0.20	0.23	117	2,3,7,8-TCDF-13C	2.00	51
				2,3,7,8-TCDD-13C	2.00	68
				1,2,3,7,8-PeCDF-13C	2.00	55
2,3,7,8-TCDD	0.20	0.20	98	2,3,4,7,8-PeCDF-13C	2.00	57
				1,2,3,7,8-PeCDD-13C	2.00	70
				1,2,3,4,7,8-HxCDF-13C	2.00	58
1,2,3,7,8-PeCDF	1.00	1.11	111	1,2,3,6,7,8-HxCDF-13C	2.00	56
2,3,4,7,8-PeCDF	1.00	1.07	107	2,3,4,6,7,8-HxCDF-13C	2.00	60
				1,2,3,7,8,9-HxCDF-13C	2.00	61
				1,2,3,4,7,8-HxCDD-13C	2.00	66
1,2,3,7,8-PeCDD	1.00	0.97	97	1,2,3,6,7,8-HxCDD-13C	2.00	67
				1,2,3,4,6,7,8-HpCDF-13C	2.00	71
				1,2,3,4,7,8,9-HpCDF-13C	2.00	71
1,2,3,4,7,8-HxCDF	1.00	1.06	106	1,2,3,4,6,7,8-HpCDD-13C	2.00	81
1,2,3,6,7,8-HxCDF	1.00	1.14	114	OCDD-13C	4.00	61
2,3,4,6,7,8-HxCDF	1.00	1.12	112			
1,2,3,7,8,9-HxCDF	1.00	1.12	112	1,2,3,4-TCDD-13C	2.00	NA
				1,2,3,7,8,9-HxCDD-13C	2.00	NA
1,2,3,4,7,8-HxCDD	1.00	1.05	105	2,3,7,8-TCDD-37Cl4	0.20	67
1,2,3,6,7,8-HxCDD	1.00	1.08	108			
1,2,3,7,8,9-HxCDD	1.00	1.25	125			
1,2,3,4,6,7,8-HpCDF	1.00	1.16	116			
1,2,3,4,7,8,9-HpCDF	1.00	1.12	112			
1,2,3,4,6,7,8-HpCDD	1.00	1.07	107			
OCDF	2.00	2.35	118			
OCDD	2.00	2.80	140			

Qs = Quantity Spiked Qm = Quantity Measured Rec. = Recovery (Expressed as Percent)

Results reported on a dry weight basis and are valid to no more than 2 significant figures.

REPORT OF LABORATORY ANALYSIS

This report shall not be reproduced, except in full,
without the written consent of Pace Analytical Services, Inc.

Pace Analytical Services, Inc.
1700 Elm Street - Suite 200
Minneapolis, MN 55414

Tel: 612-607-1700
Fax: 612- 607-6444

Method 8290 Spike Sample Results

Client - PASI Seattle

Client Sample ID	CNF-3-17-3.5_010511			Dry Weights	
Lab Sample ID	256181001	Sample Filename	P110114B_11	Sample Amount	9.72 g
MS ID	256181001-MS	MS Filename	P110114B_12	MS Amount	9.6 g
MSD ID	256181001-MSD	MSD Filename	P110114B_13	MSD Amount	9.6 g

Analyte	Sample Conc. ng/Kg	MS/MSD Qs (ng)	MS Qm (ng)	MSD Qm (ng)	RPD	Background Subtracted MS % Rec.	MSD % Rec.	RPD
2,3,7,8-TCDF	0.000	0.20	0.22	0.23	4.8	111	117	4.8
2,3,7,8-TCDD	0.000	0.20	0.19	0.20	4.4	94	98	4.4
1,2,3,7,8-PeCDF	0.000	1.00	1.05	1.11	5.6	105	111	5.6
2,3,4,7,8-PeCDF	0.000	1.00	1.02	1.07	4.4	102	107	4.4
1,2,3,7,8-PeCDD	0.000	1.00	0.92	0.97	5.7	92	97	5.7
1,2,3,4,7,8-HxCDF	0.356	1.00	1.04	1.06	1.4	104	105	1.5
1,2,3,6,7,8-HxCDF	0.000	1.00	1.14	1.14	0.2	113	114	0.2
2,3,4,6,7,8-HxCDF	0.000	1.00	1.13	1.12	1.4	113	112	1.4
1,2,3,7,8,9-HxCDF	0.000	1.00	1.05	1.12	6.7	105	112	6.7
1,2,3,4,7,8-HxCDD	0.118	1.00	1.00	1.05	5.0	100	105	5.0
1,2,3,6,7,8-HxCDD	0.295	1.00	1.02	1.08	6.2	101	108	6.2
1,2,3,7,8,9-HxCDD	0.266	1.00	1.13	1.25	9.7	113	125	9.8
1,2,3,4,6,7,8-HpCDF	2.432	1.00	1.11	1.16	4.9	108	114	5.0
1,2,3,4,7,8,9-HpCDF	0.000	1.00	1.05	1.12	6.2	105	112	6.2
1,2,3,4,6,7,8-HpCDD	6.982	1.00	1.05	1.07	1.8	99	101	1.9
OCDF	9.943	2.00	2.25	2.35	4.5	108	113	4.7
OCDD	70.854	2.00	2.79	2.80	0.2	106	106	0.2

Definitions

MS = Matrix Spike
MSD = Matrix Spike Duplicate
Qm = Quantity Measured
Qs = Quantity Spiked
% Rec. = Percent Recovery
RPD = Relative Percent Difference
NA = Not Applicable
NC = Not Calculated

CDD = Chlorinated dibenzo-p-dioxin
CDF = Chlorinated dibenzo-p-furan
T = Tetra
Pe = Penta
Hx = Hexa
Hp = Hepta
O = Octa

Sample Condition Upon Receipt

Pace Analytical

Client Name: ~~Pioneer~~ Brown+Caldwell Project # 256181

Courier: ☑ Fed Ex ☐ UPS ☐ USPS ☐ Client ☐ Commercial ☐ Pace Other _____

Tracking #: 8738 8211 5391

Custody Seal on Cooler/Box Present: ☑ Yes ☐ No Seals intact: ☑ Yes ☐ No

Packing Material: ☐ Bubble Wrap ☑ Bubble Bags ☑ None ☐ Other _____ Temp. Blank Yes ____ No ✓

Thermometer Used 132013 or (101731962) or 226099 **Type of Ice:** (Wet) Blue None ☐ Samples on ice, cooling process has begun

Cooler Temperature 2.7c **Biological Tissue is Frozen:** Yes No

Temp should be above freezing ≤ 6°C

Comments:

Date and Initials of person examining contents: 01/06/11 CW

Chain of Custody Present:	☑Yes ☐No ☐N/A	1.
Chain of Custody Filled Out:	☑Yes ☐No ☐N/A	2.
Chain of Custody Relinquished:	☑Yes ☐No ☐N/A	3.
Sampler Name & Signature on COC:	☑Yes ☐No ☐N/A	4.
Samples Arrived within Hold Time:	☑Yes ☐No ☐N/A	5.
Short Hold Time Analysis (<72hr):	☐Yes ☑No ☐N/A	6.
Rush Turn Around Time Requested:	☐Yes ☑No ☐N/A	7. 10-Day RUSH Dioxins
Sufficient Volume:	not sure ☐Yes ☐No ☐N/A	8. 8oz jar is only ½ full.
Correct Containers Used:	☑Yes ☐No ☐N/A	9. jar is not PACE provided.
-Pace Containers Used:	☐Yes ☑No ☐N/A	
Containers Intact:	☑Yes ☐No ☐N/A	10.
Filtered volume received for Dissolved tests	☐Yes ☐No ☑N/A	11.
Sample Labels match COC:	☑Yes ☐No ☐N/A	12.
-Includes date/time/ID/Analysis Matrix: SL		
All containers needing preservation have been checked.	☐Yes ☐No ☑N/A	13.
All containers needing preservation are found to be in compliance with EPA recommendation.	☐Yes ☐No ☑N/A	
Exceptions: VOA, coliform, TOC, O&G		Initial when completed / Lot # of added preservative
Samples checked for dechlorination:	☐Yes ☐No ☑N/A	14.
Headspace in VOA Vials (>6mm):	☐Yes ☐No ☑N/A	15.
Trip Blanks Present:	☐Yes ☐No ☑N/A	16.
Trip Blank Custody Seals Present	☐Yes ☐No ☑N/A	
Pace Trip Blank Lot # (if purchased):		

Client Notification/ Resolution: Field Data Required? Y / N

Person Contacted: _____ Date/Time: _____

Comments/ Resolution: _____

Project Manager Review: JENNI GROSS **Date:** 1/6/11

Note: Whenever there is a discrepancy affecting North Carolina compliance samples, a copy of this form will be sent to the North Carolina DEHNR Certification Office (i.e out of hold, incorrect preservative, out of temp, incorrect containers)

Pace Analytical®
www.pacelabs.com

CHAIN-OF-CUSTODY / Analytical Request Document

The Chain-of-Custody is a LEGAL DOCUMENT. All relevant fields must be completed accurately.

256181

Page: 1 of 1

1391154

Section A Required Client Information:

Company:	PIONEER
Address:	5205 Corp CTR. CT Olympia, WA 98503
Email To:	busseyt@uspioneer.com
Phone:	360-570-1700
Fax:	
Requested Due Date/TAT:	

Section B Required Project Information:

Report To:	Troy Bussey
Copy To:	
Purchase Order No.:	
Project Name:	Port Soils
Project Number:	

Section C Invoice Information:

Attention:	Josh Johnson
Company Name:	Brown + Caldwell
Address:	724 Columbia St NW
Pace Quote Reference:	
Pace Project Manager:	
Pace Profile #:	

REGULATORY AGENCY

☐ NPDES ☐ GROUND WATER ☐ DRINKING WATER
☐ UST ☐ RCRA ☒ OTHER ECY

Site Location STATE: WA

Section D Required Client Information

Matrix Codes MATRIX / CODE: Drinking Water DW, Water WT, Waste Water WW, Product P, Soil/Solid SL, Oil OL, Wipe WP, Air AR, Tissue TS, Other OT

SAMPLE ID (A-Z, 0-9 / ,-) Sample IDs MUST BE UNIQUE

Requested Analysis Filtered (Y/N)

ITEM #	SAMPLE ID	MATRIX CODE (see valid codes to left)	SAMPLE TYPE (G=GRAB C=COMP)	COLLECTED COMPOSITE START DATE	COLLECTED COMPOSITE START TIME	COLLECTED COMPOSITE END/GRAB DATE	COLLECTED COMPOSITE END/GRAB TIME	SAMPLE TEMP AT COLLECTION	# OF CONTAINERS	Preservatives: Unpreserved	H_2SO_4	HNO_3	HCl	NaOH	$Na_2S_2O_3$	Methanol	Other	Analysis Test (Y/N)	SW846-8290 Dioxins/Furans	Residual Chlorine (Y/N)	Pace Project No./ Lab I.D.
1	CNF-3-17-35_010511	SL	G	01/05/11	10:36				1	X									X		
2																					
3																					
4																					
5																					
6																					
7																					
8																					
9																					
10																					
11																					
12																					

ADDITIONAL COMMENTS	RELINQUISHED BY / AFFILIATION	DATE	TIME	ACCEPTED BY / AFFILIATION	DATE	TIME	SAMPLE CONDITIONS: Temp in °C	Received on Ice (Y/N)	Custody Sealed Cooler (Y/N)	Samples Intact (Y/N)
	Melody Feden / PTC	1/5/11	11:45	Jon Turk (BC)	1/5/11	11:45				
	Jon Turk (BC)	1/5/11	13:15	Custody Seal						
				Colette Weaver / PACE	010611	0920	2.7c	Y	Y	Y

ORIGINAL

SAMPLER NAME AND SIGNATURE

PRINT Name of SAMPLER: Melody Feden

SIGNATURE of SAMPLER: Melody Feden

DATE Signed (MM/DD/YY): 1/05/11

*Important Note: By signing this form you are accepting Pace's NET 30 day payment terms and agreeing to late charges of 1.5% per month for any invoices not paid within 30 days.

F-ALL-Q-020rev.07, 15-May-2007

Sample Container Count

256181

CLIENT: ~~Pioneer~~ DE 1/6/11 Brown + Caldwell

Pace Analytical™ www.pacelabs.com

COC PAGE 1 of 1
COC ID# 139 1154

Sample Line Item	VG9H	AG1H	AG1U	BG1H	BP1U	BP2U	BP3U	BP2N	BP2S	WGFU	WGKU				Comments
1											1				
2															
3															
4															
5															
6															
7															
8															
9															
10															
11															
12															Trip Blank? No

AG1H	1 liter HCL amber glass		BP2S	500mL H2SO4 plastic		JGFU	4oz unpreserved amber wide
AG1U	1liter unpreserved amber glass		BP2U	500mL unpreserved plastic		R	terra core kit
AG2S	500mL H2SO4 amber glass		BP2Z	500mL NaOH, Zn Ac		U	Summa Can
AG2U	500mL unpreserved amber glass		BP3C	250mL NaOH plastic		VG9H	40mL HCL clear vial
AG3S	250mL H2SO4 amber glass		BP3N	250mL HNO3 plastic		VG9T	40mL Na Thio. clear vial
BG1H	1 liter HCL clear glass		BP3S	250mL H2SO4 plastic		VG9U	40mL unpreserved **clear** vial
BG1U	1 liter unpreserved glass		BP3U	250mL unpreserved plastic		VG9W	40mL glass vial preweighted (EPA 5035)
BP1N	1 liter HNO3 plastic		DG9B	40mL Na Bisulfate amber vial		VSG	Headspace septa vial & HCL
BP1S	1 liter H2SO4 plastic		DG9H	40mL HCL amber voa vial		WGFU	4oz clear soil jar
BP1U	1 liter unpreserved plastic		DG9M	40mL MeOH clear vial		WGFX	4oz wide jar w/hexane wipe
BP1Z	1 liter NaOH, Zn, Ac		DG9T	40mL Na Thio amber vial		ZPLC	Ziploc Bag
BP2N	500mL HNO3 plastic		DG9U	40mL unpreserved **amber** vial			
BP2O	500mL NaOH plastic		I	Wipe/Swab			

Pace Analytical™
www.pacelabs.com

Pace Analytical Services, Inc.
1700 Elm Street
Minneapolis, MN 55414
Phone: 612.607.1700
Fax: 612.607.6444

Report Prepared for:

Jennifer Gross
PASI Seattle
940 S. Harney Street
Seattle WA 98108

REPORT OF LABORATORY ANALYSIS FOR PCDD/PCDF

Report Information:

Pace Project #: 10146795
Sample Receipt Date: 01/07/2011
Client Project #: 256177
Client Sub PO #: N/A
State Cert #: C755

Invoicing & Reporting Options:

The report provided has been invoiced as a Level 2 PCDD/PCDF Report. If an upgrade of this report package is requested, an additional charge may be applied.

Please review the attached invoice for accuracy and forward any questions to Nate Habte, your Pace Project Manager.

This report has been reviewed by:

January 20, 2011

Nate Habte, Project Manager
(612) 607-6407
(612) 607-6444 (fax)
natnael.habte@pacelabs.com

Report Prepared Date:
January 18, 2011

ACCREDITED IN ACCORDANCE WITH nelac

Report of Laboratory Analysis

This report should not be reproduced, except in full, without the written consent of Pace Analytical Services, Inc.

The results relate only to the samples included in this report.

Pace Analytical Services, Inc.
1700 Elm Street
Minneapolis, MN 55414
Phone: 612.607.1700
Fax: 612.607.6444

DISCUSSION

This report presents the results from the analyses performed on eleven samples submitted by a representative of Pace Analytical Services, Inc. The samples were analyzed for the presence or absence of polychlorodibenzo-p-dioxins (PCDDs) and polychlorodibenzofurans (PCDFs) using a modified version of USEPA Method 8290. Reporting limits were based on signal-to-noise measurements.

The recoveries of the isotopically-labeled PCDD/PCDF internal standards in the sample extracts ranged from 45-104%. With the exception of one low value, which was flagged "R" on the results table, the labeled standard recoveries obtained for this project were within the 40-135% target range specified in Method 8290. Also, since the quantification of the native 2,3,7,8-substituted congeners was based on isotope dilution, the data were automatically corrected for variation in recovery and accurate values were obtained.

In some cases, interfering substances impacted the determinations of PCDD or PCDF congeners; the affected values were flagged "I" where incorrect isotope ratios were obtained or "P" where polychlorinated diphenyl ethers were present. Concentrations above the calibration range were flagged "E" and should be regarded as estimates. Selected values reported for the field samples were obtained from analyses of dilutions of the sample extracts; the affected values were flagged "N2" on the results tables.

A laboratory method blank was prepared and analyzed with each sample batch as part of our routine quality control procedures. The results show the blanks to contain trace levels of selected congeners. These were below the calibration range of the method. Sample levels similar to the corresponding blank levels were flagged "B" on the results tables and may be, at least partially, attributed to the background. It should be noted that levels less than ten times the background are not generally considered to be statistically different from the background.

Laboratory spike samples were also prepared with the sample batches using clean sand that had been fortified with native standard materials. The results show that the spiked native compounds were recovered at 91-129%, indicating a high degree of accuracy for these determinations. Matrix spikes were prepared with the sample batches using sample materials from separate projects; results from these analyses will be provided upon request.

This report shall not be reproduced, except in full,
without the written consent of Pace Analytical Services, Inc.

Pace Analytical Services, Inc.
1700 Elm Street - Suite 200
Minneapolis, MN 55414

Tel: 612-607-1700
Fax: 612- 607-6444

Minnesota Laboratory Certifications

Authority	Certificate #	Authority	Certificate #
Alabama	40770	Montana	92
Alaska	MN00064	Nebraska	
Arizona	AZ0014	Nevada	MN000642010A
Arkansas	88-0680	New Jersey (NE	MN002
California	01155CA	New Mexico	MN00064
Colorado	MN00064	New York (NEL	11647
Connecticut	PH-0256	North Carolina	27700
EPA Region 5	WD-15J	North Dakota	R-036
EPA Region 8	8TMS-Q	Ohio	4150
Florida (NELAP	E87605	Ohio VAP	CL101
Georgia (DNR)	959	Oklahoma	D9922
Guam	09-019r	Oregon (ELAP)	MN200001-005
Hawaii	SLD	Oregon (OREL	MN200001-005
Idaho	MN00064	Pennsylvania	68-00563
Illinois	200012	Saipan	MP0003
Indiana	C-MN-01	South Carolina	74003001
Indiana	C-MN-01	Tennesee	2818
Iowa	368	Tennessee	02818
Kansas	E-10167	Texas	T104704192-08
Kentucky	90062	Utah (NELAP)	PAM
Louisiana	LA0900016	Virginia	00251
Maine	2007029	Washington	C755
Maryland	322	West Virginia	9952C
Michigan	9909	Wisconsin	999407970
Minnesota	027-053-137	Wyoming	8TMS-Q
Mississippi	MN00064		

REPORT OF LABORATORY ANALYSIS

This report shall not be reproduced, except in full,
without the written consent of Pace Analytical Services, Inc.

Appendix A

Sample Management

10146795

Chain of Custody

RUSH

Pace Analytical®
www.pacelabs.com

Workorder: 256177 **Workorder Name:** East Bay Redevelopment **Owner Received Date:** 1/6/2011 **Results Requested By:** 1/20/2011

Report To	Subcontract To
Jennifer Gross Pace Analytical Services, Inc. 940 South Harney Seattle WA 98108 Phone (206)767-5060 Fax (206)767-5063	Pace Analytical Minnesota 1700 Elm Street Suite 200 Minneapolis, MN 55414 Phone (612)607-1700

Requested Analysis

Item	Sample ID	Sample Type	Collect Date/Time	Lab ID	Matrix	Preserved Containers: Unpreserved	Dioxin, Furan	Dry Weight	LAB USE ONLY
1	CNF-3A-1-1.75	PS	1/5/2011 10:55	256177001	Solid	1	X	X	
2	CNF-3A-2-3.0	PS	1/5/2011 11:05	256177002	Solid	1	X	X	
3	CNF-3A-3-3.25	PS	1/5/2011 11:10	256177003	Solid	1	X	X	
4	CNF-3A-4-2.25	PS	1/5/2011 11:20	256177004	Solid	1	X	X	
5	CNF-3A-5-3.25	PS	1/5/2011 11:25	256177005	Solid	1	X	X	
6	CNF-3A-6-2.0	PS	1/5/2011 11:35	256177006	Solid	1	X	X	
7	CNF-3A-7-3.25	PS	1/5/2011 11:40	256177007	Solid	1	X	X	
8	CNF-3A-8-5.5	PS	1/5/2011 12:10	256177008	Solid	1	X	X	
9	CNF-3A-9-5.5	PS	1/5/2011 12:15	256177009	Solid	1	X	X	
10	CNF-3A-10-5.5	PS	1/5/2011 12:20	256177010	Solid	1	X	X	
11	CNF-3A-11-6	PS	1/5/2011 12:25	256177011	Solid	1	X	X	

Transfers	Released By	Date/Time	Received By	Date/Time
1	Colette Weaver	010611/1600	[signature]	1/7/11 0952
2				
3				

Comments: 10-Day RUSH

Cooler Temperature on Receipt 2.5 °C | Custody Seal (Y) or N | Received on Ice (Y) or N | Samples Intact (Y) or N

Thursday, January 06, 2011 1:39:17 PM FMT-ALL-C-002rev.00 24March2009 Page 1 of 1

Report No....10146795_8290
434

Sample Condition Upon Receipt

Pace Analytical

Client Name: PACE WA **Project #** 10146795

Courier: ☑ Fed Ex ☐ UPS ☐ USPS ☐ Client ☐ Commercial ☐ Pace Other _____

Tracking #: 7942 9698 3646

Optional: Proj. Due Date: Proj. Name:

Custody Seal on Cooler/Box Present: ☑ yes ☐ no **Seals intact:** ☑ yes ☐ no

Packing Material: ☐ Bubble Wrap ☑ Bubble Bags ☐ None ☐ Other _____ **Temp Blank:** Yes ✓ No _____

Thermometer Used 80344042 or (179425) **Type of Ice:** (Wet) Blue None ☐ Samples on ice, cooling process has begun

Cooler Temperature 2.5 **Biological Tissue is Frozen:** Yes No

Temp should be above freezing to 6°C **Comments:**

Date and initials of person examining contents: 1/7/11 MB

Chain of Custody Present:	☑Yes	☐No	☐N/A
Chain of Custody Filled Out:	☑Yes	☐No	☐N/A
Chain of Custody Relinquished:	☑Yes	☐No	☐N/A
Sampler Name & Signature on COC:	☐Yes	☑No	☐N/A
Samples Arrived within Hold Time:	☑Yes	☐No	☐N/A
Short Hold Time Analysis (<72hr):	☐Yes	☑No	☐N/A
Rush Turn Around Time Requested:	☑Yes	☐No	☐N/A
Sufficient Volume:	☑Yes	☐No	☐N/A
Correct Containers Used:	☑Yes	☐No	☐N/A
-Pace Containers Used:	☑Yes	☐No	☐N/A
Containers Intact:	☑Yes	☐No	☐N/A
Filtered volume received for Dissolved tests	☐Yes	☐No	☑N/A
Sample Labels match COC:	☑Yes	☐No	☐N/A
-Includes date/time/ID/Analysis Matrix: SL			
All containers needing acid/base preservation have been checked. Noncompliance are noted in 13.	☐Yes	☐No	☑N/A
All containers needing preservation are found to be in compliance with EPA recommendation.	☐Yes	☐No	☑N/A
Exceptions: VOA,Coliform, TOC, Oil and Grease, WI-DRO (water)	☐Yes	☑No	
Samples checked for dechlorination:	☐Yes	☐No	☑N/A
Headspace in VOA Vials (>6mm):	☐Yes	☐No	☑N/A
Trip Blank Present:	☐Yes	☑No	☐N/A
Trip Blank Custody Seals Present	☐Yes	☐No	☑N/A
Pace Trip Blank Lot # (if purchased): _____			

1.
2.
3.
4.
5.
6.
7. 10 DAY DIOXIN
8.
9.
10.
11.
12.
13. ☐ HNO3 ☐ H2SO4 ☐ NaOH ☐ HCl Samp #

Initial when completed	Lot # of added preservative

14.
15.
16.

Client Notification/ Resolution: Field Data Required? Y / N

Person Contacted: _____ Date/Time: _____

Comments/ Resolution: _____

Project Manager Review: NAH **Date:** 1/7/11

Note: Whenever there is a discrepancy affecting North Carolina compliance samples, a copy of this form will be sent to the North Carolina DENR.

F-L213Rev.00, 05Aug2009

Pace Analytical Services, Inc.
1700 Elm Street SE, Suite 200, Minneapolis, MN 55414

Pace Analytical Services, Inc.
1700 Elm Street - Suite 200
Minneapolis, MN 55414

Tel: 612-607-1700
Fax: 612- 607-6444

Reporting Flags

A = Reporting Limit based on signal to noise

B = Less than 10x higher than method blank level

C = Result obtained from confirmation analysis

D = Result obtained from analysis of diluted sample

E = Exceeds calibration range

I = Interference present

J = Estimated value

Nn = Value obtained from additional analysis

P = PCDE Interference

R = Recovery outside target range

S = Peak saturated

U = Analyte not detected

V = Result verified by confirmation analysis

X = %D Exceeds limits

Y = Calculated using average of daily RFs

* = See Discussion

This report shall not be reproduced, except in full,
without the written consent of Pace Analytical Services, Inc.

Appendix B

Sample Analysis Summary

Pace Analytical Services, Inc.
1700 Elm Street - Suite 200
Minneapolis, MN 55414

Tel: 612-607-1700
Fax: 612- 607-6444

Method 8290 Sample Analysis Results

Client - PASI Seattle

Client's Sample ID	CNF-3A-1-1.75		
Lab Sample ID	256177001		
Filename	P110113A_06		
Injected By	BAL		
Total Amount Extracted	10.6 g	Matrix	Solid
% Moisture	5.6	Dilution	NA
Dry Weight Extracted	10.0 g	Collected	01/05/2011 10:55
ICAL ID	P101202	Received	01/07/2011 09:52
CCal Filename(s)	P110113A_02 & P110113A_18	Extracted	01/12/2011 13:00
Method Blank ID	BLANK-27549	Analyzed	01/13/2011 23:10

Native Isomers	Conc ng/Kg	EMPC ng/Kg	EDL ng/Kg		Internal Standards	ng's Added	Percent Recovery
2,3,7,8-TCDF	ND	-----	0.140		2,3,7,8-TCDF-13C	2.00	51
Total TCDF	0.52	-----	0.140	J	2,3,7,8-TCDD-13C	2.00	66
					1,2,3,7,8-PeCDF-13C	2.00	49
2,3,7,8-TCDD	ND	-----	0.190		2,3,4,7,8-PeCDF-13C	2.00	49
Total TCDD	0.27	-----	0.190	J	1,2,3,7,8-PeCDD-13C	2.00	60
					1,2,3,4,7,8-HxCDF-13C	2.00	50
1,2,3,7,8-PeCDF	ND	-----	0.240		1,2,3,6,7,8-HxCDF-13C	2.00	49
2,3,4,7,8-PeCDF	ND	-----	0.120		2,3,4,6,7,8-HxCDF-13C	2.00	52
Total PeCDF	1.20	-----	0.180	J	1,2,3,7,8,9-HxCDF-13C	2.00	50
					1,2,3,4,7,8-HxCDD-13C	2.00	56
1,2,3,7,8-PeCDD	ND	-----	0.150		1,2,3,6,7,8-HxCDD-13C	2.00	58
Total PeCDD	0.33	-----	0.150	J	1,2,3,4,6,7,8-HpCDF-13C	2.00	59
					1,2,3,4,7,8,9-HpCDF-13C	2.00	60
1,2,3,4,7,8-HxCDF	0.31	-----	0.100	J	1,2,3,4,6,7,8-HpCDD-13C	2.00	67
1,2,3,6,7,8-HxCDF	-----	0.40	0.110	I	OCDD-13C	4.00	52
2,3,4,6,7,8-HxCDF	ND	-----	0.088				
1,2,3,7,8,9-HxCDF	ND	-----	0.100		1,2,3,4-TCDD-13C	2.00	NA
Total HxCDF	3.20	-----	0.100	J	1,2,3,7,8,9-HxCDD-13C	2.00	NA
1,2,3,4,7,8-HxCDD	ND	-----	0.095		2,3,7,8-TCDD-37Cl4	0.20	64
1,2,3,6,7,8-HxCDD	0.25	-----	0.087	J			
1,2,3,7,8,9-HxCDD	-----	0.20	0.110	I			
Total HxCDD	3.70	-----	0.097	J			
1,2,3,4,6,7,8-HpCDF	2.00	-----	0.094	J	Total 2,3,7,8-TCDD		
1,2,3,4,7,8,9-HpCDF	ND	-----	0.140		Equivalence: 0.40 ng/Kg		
Total HpCDF	7.60	-----	0.120		(Using 2005 WHO Factors - Using PRL/2 where ND)		
1,2,3,4,6,7,8-HpCDD	8.10	-----	0.220				
Total HpCDD	24.00	-----	0.220				
OCDF	6.70	-----	0.140	J			
OCDD	54.00	-----	0.330				

Conc = Concentration (Totals include 2,3,7,8-substituted isomers).
EMPC = Estimated Maximum Possible Concentration
EDL = Estimated Detection Limit

ND = Not Detected
NA = Not Applicable
NC = Not Calculated

Results reported on a dry weight basis and are valid to no more than 2 significant figures.
J = Estimated value
I = Interference present

REPORT OF LABORATORY ANALYSIS

This report shall not be reproduced, except in full,
without the written consent of Pace Analytical Services, Inc.

Pace Analytical Services, Inc.
1700 Elm Street - Suite 200
Minneapolis, MN 55414

Tel: 612-607-1700
Fax: 612- 607-6444

Method 8290 Sample Analysis Results

Client - PASI Seattle

Client's Sample ID	CNF-3A-2-3.0		
Lab Sample ID	256177002		
Filename	P110114B_02		
Injected By	BAL		
Total Amount Extracted	15.4 g	Matrix	Solid
% Moisture	34.2	Dilution	NA
Dry Weight Extracted	10.1 g	Collected	01/05/2011 11:05
ICAL ID	P101202	Received	01/07/2011 09:52
CCal Filename(s)	P110113A_18 & P110114B_17	Extracted	01/12/2011 15:15
Method Blank ID	BLANK-27547	Analyzed	01/14/2011 19:57

Native Isomers	Conc ng/Kg	EMPC ng/Kg	EDL ng/Kg		Internal Standards	ng's Added	Percent Recovery	
2,3,7,8-TCDF	-----	16.0	0.25	P	2,3,7,8-TCDF-13C	2.00	71	
Total TCDF	250.0	-----	0.25		2,3,7,8-TCDD-13C	2.00	92	
					1,2,3,7,8-PeCDF-13C	2.00	89	Y
2,3,7,8-TCDD	4.7	-----	0.17		2,3,4,7,8-PeCDF-13C	2.00	89	Y
Total TCDD	630.0	-----	0.17		1,2,3,7,8-PeCDD-13C	2.00	83	
					1,2,3,4,7,8-HxCDF-13C	2.00	81	
1,2,3,7,8-PeCDF	14.0	-----	0.35		1,2,3,6,7,8-HxCDF-13C	2.00	79	
2,3,4,7,8-PeCDF	25.0	-----	0.29		2,3,4,6,7,8-HxCDF-13C	2.00	78	
Total PeCDF	230.0	-----	0.32		1,2,3,7,8,9-HxCDF-13C	2.00	77	
					1,2,3,4,7,8-HxCDD-13C	2.00	91	
1,2,3,7,8-PeCDD	25.0	-----	0.25		1,2,3,6,7,8-HxCDD-13C	2.00	85	
Total PeCDD	630.0	-----	0.25		1,2,3,4,6,7,8-HpCDF-13C	2.00	81	
					1,2,3,4,7,8,9-HpCDF-13C	2.00	77	
1,2,3,4,7,8-HxCDF	34.0	-----	0.37		1,2,3,4,6,7,8-HpCDD-13C	2.00	77	Y
1,2,3,6,7,8-HxCDF	-----	57.0	0.33	P	OCDD-13C	4.00	72	
2,3,4,6,7,8-HxCDF	28.0	-----	0.33					
1,2,3,7,8,9-HxCDF	-----	8.7	0.32	P	1,2,3,4-TCDD-13C	2.00	NA	
Total HxCDF	420.0	-----	0.34		1,2,3,7,8,9-HxCDD-13C	2.00	NA	
1,2,3,4,7,8-HxCDD	24.0	-----	0.37		2,3,7,8-TCDD-37Cl4	0.20	84	
1,2,3,6,7,8-HxCDD	59.0	-----	0.38					
1,2,3,7,8,9-HxCDD	44.0	-----	0.33					
Total HxCDD	920.0	-----	0.36					
1,2,3,4,6,7,8-HpCDF	300.0	-----	0.41		Total 2,3,7,8-TCDD			
1,2,3,4,7,8,9-HpCDF	26.0	-----	0.57		Equivalence: 77 ng/Kg			
Total HpCDF	1000.0	-----	0.49		(Using 2005 WHO Factors - Using PRL/2 where ND)			
1,2,3,4,6,7,8-HpCDD	1300.0	-----	0.81					
Total HpCDD	2500.0	-----	0.81					
OCDF	1100.0	-----	0.26	Y				
OCDD	12000.0	-----	0.18	E				

Conc = Concentration (Totals include 2,3,7,8-substituted isomers).
EMPC = Estimated Maximum Possible Concentration
EDL = Estimated Detection Limit

ND = Not Detected
NA = Not Applicable
NC = Not Calculated

Results reported on a dry weight basis and are valid to no more than 2 significant figures.
P = PCDE Interference
E = Exceeds calibration range
Y = Calculated using average of daily RFs

REPORT OF LABORATORY ANALYSIS

This report shall not be reproduced, except in full,
without the written consent of Pace Analytical Services, Inc.

Pace Analytical Services, Inc.
1700 Elm Street - Suite 200
Minneapolis, MN 55414

Tel: 612-607-1700
Fax: 612- 607-6444

Method 8290 Sample Analysis Results

Client - PASI Seattle

Client's Sample ID	CNF-3A-3-3.25		
Lab Sample ID	256177003		
Filename	P110113A_07		
Injected By	BAL		
Total Amount Extracted	11.3 g	Matrix	Solid
% Moisture	10.9	Dilution	NA
Dry Weight Extracted	10.1 g	Collected	01/05/2011 11:10
ICAL ID	P101202	Received	01/07/2011 09:52
CCal Filename(s)	P110113A_02 & P110113A_18	Extracted	01/12/2011 13:00
Method Blank ID	BLANK-27549	Analyzed	01/13/2011 23:53

Native Isomers	Conc ng/Kg	EMPC ng/Kg	EDL ng/Kg		Internal Standards	ng's Added	Percent Recovery
2,3,7,8-TCDF	3.4	-----	0.19		2,3,7,8-TCDF-13C	2.00	52
Total TCDF	49.0	-----	0.19		2,3,7,8-TCDD-13C	2.00	68
					1,2,3,7,8-PeCDF-13C	2.00	48
2,3,7,8-TCDD	-----	0.51	0.12	I	2,3,4,7,8-PeCDF-13C	2.00	48
Total TCDD	70.0	-----	0.12		1,2,3,7,8-PeCDD-13C	2.00	58
					1,2,3,4,7,8-HxCDF-13C	2.00	45
1,2,3,7,8-PeCDF	3.3	-----	0.35	J	1,2,3,6,7,8-HxCDF-13C	2.00	46
2,3,4,7,8-PeCDF	9.1	-----	0.30		2,3,4,6,7,8-HxCDF-13C	2.00	48
Total PeCDF	70.0	-----	0.33		1,2,3,7,8,9-HxCDF-13C	2.00	47
					1,2,3,4,7,8-HxCDD-13C	2.00	49
1,2,3,7,8-PeCDD	4.3	-----	0.24	J	1,2,3,6,7,8-HxCDD-13C	2.00	54
Total PeCDD	85.0	-----	0.24		1,2,3,4,6,7,8-HpCDF-13C	2.00	52
					1,2,3,4,7,8,9-HpCDF-13C	2.00	56
1,2,3,4,7,8-HxCDF	15.0	-----	0.36		1,2,3,4,6,7,8-HpCDD-13C	2.00	62
1,2,3,6,7,8-HxCDF	-----	13.00	0.27	P	OCDD-13C	4.00	48
2,3,4,6,7,8-HxCDF	6.8	-----	0.31				
1,2,3,7,8,9-HxCDF	3.2	-----	0.37	J	1,2,3,4-TCDD-13C	2.00	NA
Total HxCDF	110.0	-----	0.33		1,2,3,7,8,9-HxCDD-13C	2.00	NA
1,2,3,4,7,8-HxCDD	3.6	-----	0.24	J	2,3,7,8-TCDD-37Cl4	0.20	71
1,2,3,6,7,8-HxCDD	8.9	-----	0.21				
1,2,3,7,8,9-HxCDD	7.9	-----	0.19				
Total HxCDD	130.0	-----	0.21				
1,2,3,4,6,7,8-HpCDF	46.0	-----	0.32		Total 2,3,7,8-TCDD		
1,2,3,4,7,8,9-HpCDF	4.1	-----	0.31	J	Equivalence: 14 ng/Kg		
Total HpCDF	150.0	-----	0.31		(Using 2005 WHO Factors - Using PRL/2 where ND)		
1,2,3,4,6,7,8-HpCDD	150.0	-----	0.63				
Total HpCDD	250.0	-----	0.63				
OCDF	110.0	-----	0.46				
OCDD	1000.0	-----	1.70				

Conc = Concentration (Totals include 2,3,7,8-substituted isomers).
EMPC = Estimated Maximum Possible Concentration
EDL = Estimated Detection Limit

ND = Not Detected
NA = Not Applicable
NC = Not Calculated

Results reported on a dry weight basis and are valid to no more than 2 significant figures.
J = Estimated value
P = PCDE Interference
I = Interference present

REPORT OF LABORATORY ANALYSIS

This report shall not be reproduced, except in full,
without the written consent of Pace Analytical Services, Inc.

Pace Analytical Services, Inc.
1700 Elm Street - Suite 200
Minneapolis, MN 55414

Tel: 612-607-1700
Fax: 612- 607-6444

Method 8290 Sample Analysis Results

Client - PASI Seattle

Client's Sample ID	CNF-3A-4-2.25		
Lab Sample ID	256177004		
Filename	P110113A_08		
Injected By	BAL		
Total Amount Extracted	10.9 g	Matrix	Solid
% Moisture	5.2	Dilution	NA
Dry Weight Extracted	10.3 g	Collected	01/05/2011 11:20
ICAL ID	P101202	Received	01/07/2011 09:52
CCal Filename(s)	P110113A_02 & P110113A_18	Extracted	01/12/2011 13:00
Method Blank ID	BLANK-27549	Analyzed	01/14/2011 00:36

Native Isomers	Conc ng/Kg	EMPC ng/Kg	EDL ng/Kg		Internal Standards	ng's Added	Percent Recovery
2,3,7,8-TCDF	ND	-----	0.170		2,3,7,8-TCDF-13C	2.00	45
Total TCDF	ND	-----	0.170		2,3,7,8-TCDD-13C	2.00	63
					1,2,3,7,8-PeCDF-13C	2.00	49
2,3,7,8-TCDD	ND	-----	0.150		2,3,4,7,8-PeCDF-13C	2.00	49
Total TCDD	ND	-----	0.150		1,2,3,7,8-PeCDD-13C	2.00	61
					1,2,3,4,7,8-HxCDF-13C	2.00	48
1,2,3,7,8-PeCDF	ND	-----	0.250		1,2,3,6,7,8-HxCDF-13C	2.00	51
2,3,4,7,8-PeCDF	ND	-----	0.160		2,3,4,6,7,8-HxCDF-13C	2.00	54
Total PeCDF	ND	-----	0.200		1,2,3,7,8,9-HxCDF-13C	2.00	52
					1,2,3,4,7,8-HxCDD-13C	2.00	58
1,2,3,7,8-PeCDD	ND	-----	0.150		1,2,3,6,7,8-HxCDD-13C	2.00	58
Total PeCDD	ND	-----	0.150		1,2,3,4,6,7,8-HpCDF-13C	2.00	61
					1,2,3,4,7,8,9-HpCDF-13C	2.00	62
1,2,3,4,7,8-HxCDF	ND	-----	0.150		1,2,3,4,6,7,8-HpCDD-13C	2.00	70
1,2,3,6,7,8-HxCDF	-----	0.18	0.110	P	OCDD-13C	4.00	57
2,3,4,6,7,8-HxCDF	ND	-----	0.088				
1,2,3,7,8,9-HxCDF	ND	-----	0.088		1,2,3,4-TCDD-13C	2.00	NA
Total HxCDF	0.19	-----	0.110	J	1,2,3,7,8,9-HxCDD-13C	2.00	NA
1,2,3,4,7,8-HxCDD	ND	-----	0.120		2,3,7,8-TCDD-37Cl4	0.20	59
1,2,3,6,7,8-HxCDD	ND	-----	0.095				
1,2,3,7,8,9-HxCDD	ND	-----	0.100				
Total HxCDD	0.39	-----	0.100	J			
1,2,3,4,6,7,8-HpCDF	0.41	-----	0.079	J	Total 2,3,7,8-TCDD		
1,2,3,4,7,8,9-HpCDF	ND	-----	0.110		Equivalence: 0.24 ng/Kg		
Total HpCDF	1.40	-----	0.093	J	(Using 2005 WHO Factors - Using PRL/2 where ND)		
1,2,3,4,6,7,8-HpCDD	1.10	-----	0.110	BJ			
Total HpCDD	2.20	-----	0.110	BJ			
OCDF	1.30	-----	0.120	J			
OCDD	12.00	-----	0.160				

Conc = Concentration (Totals include 2,3,7,8-substituted isomers).
EMPC = Estimated Maximum Possible Concentration
EDL = Estimated Detection Limit

ND = Not Detected
NA = Not Applicable
NC = Not Calculated

Results reported on a dry weight basis and are valid to no more than 2 significant figures.
J = Estimated value
B = Less than 10x higher than method blank level
P = PCDE Interference

REPORT OF LABORATORY ANALYSIS

This report shall not be reproduced, except in full,
without the written consent of Pace Analytical Services, Inc.

Pace Analytical Services, Inc.
1700 Elm Street - Suite 200
Minneapolis, MN 55414

Tel: 612-607-1700
Fax: 612- 607-6444

Method 8290 Sample Analysis Results

Client - PASI Seattle

Client's Sample ID	CNF-3A-5-3.25		
Lab Sample ID	256177005		
Filename	P110114B_03		
Injected By	BAL		
Total Amount Extracted	13.4 g	Matrix	Solid
% Moisture	24.6	Dilution	NA
Dry Weight Extracted	10.1 g	Collected	01/05/2011 11:25
ICAL ID	P101202	Received	01/07/2011 09:52
CCal Filename(s)	P110113A_18 & P110114B_17	Extracted	01/12/2011 15:15
Method Blank ID	BLANK-27547	Analyzed	01/14/2011 20:40

Native Isomers	Conc ng/Kg	EMPC ng/Kg	EDL ng/Kg		Internal Standards	ng's Added	Percent Recovery
2,3,7,8-TCDF	-----	88	0.28	P	2,3,7,8-TCDF-13C	2.00	78
Total TCDF	1600	-----	0.28		2,3,7,8-TCDD-13C	2.00	97
					1,2,3,7,8-PeCDF-13C	2.00	104 Y
2,3,7,8-TCDD	27	-----	0.34		2,3,4,7,8-PeCDF-13C	2.00	101 Y
Total TCDD	2600	-----	0.34	E	1,2,3,7,8-PeCDD-13C	2.00	91
					1,2,3,4,7,8-HxCDF-13C	2.00	87
1,2,3,7,8-PeCDF	91	-----	1.20		1,2,3,6,7,8-HxCDF-13C	2.00	79
2,3,4,7,8-PeCDF	-----	170	1.30	P	2,3,4,6,7,8-HxCDF-13C	2.00	77
Total PeCDF	1500	-----	1.30		1,2,3,7,8,9-HxCDF-13C	2.00	74
					1,2,3,4,7,8-HxCDD-13C	2.00	90
1,2,3,7,8-PeCDD	150	-----	0.75		1,2,3,6,7,8-HxCDD-13C	2.00	80
Total PeCDD	3200	-----	0.75		1,2,3,4,6,7,8-HpCDF-13C	2.00	84
					1,2,3,4,7,8,9-HpCDF-13C	2.00	83
1,2,3,4,7,8-HxCDF	200	-----	0.67		1,2,3,4,6,7,8-HpCDD-13C	2.00	88 Y
1,2,3,6,7,8-HxCDF	180	-----	0.62		OCDD-13C	4.00	73
2,3,4,6,7,8-HxCDF	130	-----	0.61				
1,2,3,7,8,9-HxCDF	-----	66	0.83	P	1,2,3,4-TCDD-13C	2.00	NA
Total HxCDF	4300	-----	0.68		1,2,3,7,8,9-HxCDD-13C	2.00	NA
1,2,3,4,7,8-HxCDD	150	-----	1.10		2,3,7,8-TCDD-37Cl4	0.20	90
1,2,3,6,7,8-HxCDD	380	-----	0.88				
1,2,3,7,8,9-HxCDD	280	-----	0.17				
Total HxCDD	5200	-----	0.72	E			
1,2,3,4,6,7,8-HpCDF	3100	-----	0.92	E	Total 2,3,7,8-TCDD		
1,2,3,4,7,8,9-HpCDF	240	-----	1.10		Equivalence: 450 ng/Kg		
Total HpCDF	11000	-----	1.00	E	(Using 2005 WHO Factors - Using PRL/2 where ND)		
1,2,3,4,6,7,8-HpCDD	7900	-----	0.19	E			
Total HpCDD	13000	-----	0.19	E			
OCDF	-----	13000	0.64	PEY			
OCDD	79000	-----	2.10	DN2			

Conc = Concentration (Totals include 2,3,7,8-substituted isomers).
EMPC = Estimated Maximum Possible Concentration
EDL = Estimated Detection Limit

ND = Not Detected
NA = Not Applicable
NC = Not Calculated

Results reported on a dry weight basis and are valid to no more than 2 significant figures.
P = PCDE Interference
E = Exceeds calibration range
D = Result obtained from analysis of diluted sample
Nn = Value obtained from additional analysis
Y = Calculated using average of daily RFs

REPORT OF LABORATORY ANALYSIS

This report shall not be reproduced, except in full,
without the written consent of Pace Analytical Services, Inc.

Pace Analytical Services, Inc.
1700 Elm Street - Suite 200
Minneapolis, MN 55414

Tel: 612-607-1700
Fax: 612- 607-6444

Method 8290 Sample Analysis Results

Client - PASI Seattle

Client's Sample ID	CNF-3A-6-2.0		
Lab Sample ID	256177006		
Filename	P110113A_09		
Injected By	BAL		
Total Amount Extracted	10.7 g	Matrix	Solid
% Moisture	4.5	Dilution	NA
Dry Weight Extracted	10.2 g	Collected	01/05/2011 11:35
ICAL ID	P101202	Received	01/07/2011 09:52
CCal Filename(s)	P110113A_02 & P110113A_18	Extracted	01/12/2011 13:00
Method Blank ID	BLANK-27549	Analyzed	01/14/2011 01:18

Native Isomers	Conc ng/Kg	EMPC ng/Kg	EDL ng/Kg		Internal Standards	ng's Added	Percent Recovery
2,3,7,8-TCDF	ND	-----	0.092		2,3,7,8-TCDF-13C	2.00	49
Total TCDF	0.30	-----	0.092	J	2,3,7,8-TCDD-13C	2.00	64
					1,2,3,7,8-PeCDF-13C	2.00	50
2,3,7,8-TCDD	ND	-----	0.150		2,3,4,7,8-PeCDF-13C	2.00	51
Total TCDD	ND	-----	0.150		1,2,3,7,8-PeCDD-13C	2.00	62
					1,2,3,4,7,8-HxCDF-13C	2.00	53
1,2,3,7,8-PeCDF	ND	-----	0.160		1,2,3,6,7,8-HxCDF-13C	2.00	51
2,3,4,7,8-PeCDF	ND	-----	0.110		2,3,4,6,7,8-HxCDF-13C	2.00	55
Total PeCDF	ND	-----	0.130		1,2,3,7,8,9-HxCDF-13C	2.00	54
					1,2,3,4,7,8-HxCDD-13C	2.00	57
1,2,3,7,8-PeCDD	ND	-----	0.150		1,2,3,6,7,8-HxCDD-13C	2.00	59
Total PeCDD	ND	-----	0.150		1,2,3,4,6,7,8-HpCDF-13C	2.00	62
					1,2,3,4,7,8,9-HpCDF-13C	2.00	64
1,2,3,4,7,8-HxCDF	0.18	-----	0.093	J	1,2,3,4,6,7,8-HpCDD-13C	2.00	72
1,2,3,6,7,8-HxCDF	0.27	-----	0.086	J	OCDD-13C	4.00	56
2,3,4,6,7,8-HxCDF	ND	-----	0.094				
1,2,3,7,8,9-HxCDF	ND	-----	0.110		1,2,3,4-TCDD-13C	2.00	NA
Total HxCDF	1.00	-----	0.096	J	1,2,3,7,8,9-HxCDD-13C	2.00	NA
1,2,3,4,7,8-HxCDD	ND	-----	0.110		2,3,7,8-TCDD-37Cl4	0.20	61
1,2,3,6,7,8-HxCDD	ND	-----	0.093				
1,2,3,7,8,9-HxCDD	ND	-----	0.084				
Total HxCDD	0.19	-----	0.095	J			
1,2,3,4,6,7,8-HpCDF	0.63	-----	0.160	J	Total 2,3,7,8-TCDD		
1,2,3,4,7,8,9-HpCDF	ND	-----	0.150		Equivalence: 0.28 ng/Kg		
Total HpCDF	2.20	-----	0.150	J	(Using 2005 WHO Factors - Using PRL/2 where ND)		
1,2,3,4,6,7,8-HpCDD	1.80	-----	0.089	J			
Total HpCDD	4.00	-----	0.089	BJ			
OCDF	2.00	-----	0.150	J			
OCDD	15.00	-----	0.250				

Conc = Concentration (Totals include 2,3,7,8-substituted isomers).
EMPC = Estimated Maximum Possible Concentration
EDL = Estimated Detection Limit

ND = Not Detected
NA = Not Applicable
NC = Not Calculated

Results reported on a dry weight basis and are valid to no more than 2 significant figures.
J = Estimated value
B = Less than 10x higher than method blank level

REPORT OF LABORATORY ANALYSIS

This report shall not be reproduced, except in full,
without the written consent of Pace Analytical Services, Inc.

Pace Analytical Services, Inc.
1700 Elm Street - Suite 200
Minneapolis, MN 55414

Tel: 612-607-1700
Fax: 612- 607-6444

Method 8290 Sample Analysis Results

Client - PASI Seattle

Client's Sample ID	CNF-3A-7-3.25		
Lab Sample ID	256177007		
Filename	P110113A_10		
Injected By	BAL		
Total Amount Extracted	10.6 g	Matrix	Solid
% Moisture	5.3	Dilution	NA
Dry Weight Extracted	10.0 g	Collected	01/05/2011 11:40
ICAL ID	P101202	Received	01/07/2011 09:52
CCal Filename(s)	P110113A_02 & P110113A_18	Extracted	01/12/2011 13:00
Method Blank ID	BLANK-27549	Analyzed	01/14/2011 02:01

Native Isomers	Conc ng/Kg	EMPC ng/Kg	EDL ng/Kg		Internal Standards	ng's Added	Percent Recovery
2,3,7,8-TCDF	ND	-----	0.110		2,3,7,8-TCDF-13C	2.00	58
Total TCDF	0.15	-----	0.110	J	2,3,7,8-TCDD-13C	2.00	77
					1,2,3,7,8-PeCDF-13C	2.00	55
2,3,7,8-TCDD	ND	-----	0.140		2,3,4,7,8-PeCDF-13C	2.00	55
Total TCDD	ND	-----	0.140		1,2,3,7,8-PeCDD-13C	2.00	66
					1,2,3,4,7,8-HxCDF-13C	2.00	54
1,2,3,7,8-PeCDF	ND	-----	0.140		1,2,3,6,7,8-HxCDF-13C	2.00	54
2,3,4,7,8-PeCDF	ND	-----	0.091		2,3,4,6,7,8-HxCDF-13C	2.00	57
Total PeCDF	0.35	-----	0.120	J	1,2,3,7,8,9-HxCDF-13C	2.00	56
					1,2,3,4,7,8-HxCDD-13C	2.00	58
1,2,3,7,8-PeCDD	ND	-----	0.160		1,2,3,6,7,8-HxCDD-13C	2.00	60
Total PeCDD	0.20	-----	0.160	J	1,2,3,4,6,7,8-HpCDF-13C	2.00	65
					1,2,3,4,7,8,9-HpCDF-13C	2.00	67
1,2,3,4,7,8-HxCDF	-----	0.17	0.087	I	1,2,3,4,6,7,8-HpCDD-13C	2.00	76
1,2,3,6,7,8-HxCDF	-----	0.49	0.110	P	OCDD-13C	4.00	61
2,3,4,6,7,8-HxCDF	ND	-----	0.077				
1,2,3,7,8,9-HxCDF	ND	-----	0.087		1,2,3,4-TCDD-13C	2.00	NA
Total HxCDF	1.30	-----	0.090	J	1,2,3,7,8,9-HxCDD-13C	2.00	NA
1,2,3,4,7,8-HxCDD	ND	-----	0.150		2,3,7,8-TCDD-37Cl4	0.20	72
1,2,3,6,7,8-HxCDD	ND	-----	0.110				
1,2,3,7,8,9-HxCDD	ND	-----	0.110				
Total HxCDD	1.20	-----	0.120	J			
1,2,3,4,6,7,8-HpCDF	1.10	-----	0.099	J	Total 2,3,7,8-TCDD		
1,2,3,4,7,8,9-HpCDF	ND	-----	0.110		Equivalence: 0.27 ng/Kg		
Total HpCDF	4.10	-----	0.110	J	(Using 2005 WHO Factors - Using PRL/2 where ND)		
1,2,3,4,6,7,8-HpCDD	3.90	-----	0.170	J			
Total HpCDD	8.60	-----	0.170				
OCDF	3.80	-----	0.095	J			
OCDD	32.00	-----	0.260				

Conc = Concentration (Totals include 2,3,7,8-substituted isomers).
EMPC = Estimated Maximum Possible Concentration
EDL = Estimated Detection Limit

ND = Not Detected
NA = Not Applicable
NC = Not Calculated

Results reported on a dry weight basis and are valid to no more than 2 significant figures.
J = Estimated value
P = PCDE Interference
I = Interference present

REPORT OF LABORATORY ANALYSIS

This report shall not be reproduced, except in full,
without the written consent of Pace Analytical Services, Inc.

Pace Analytical Services, Inc.
1700 Elm Street - Suite 200
Minneapolis, MN 55414

Tel: 612-607-1700
Fax: 612- 607-6444

Method 8290 Sample Analysis Results

Client - PASI Seattle

Client's Sample ID	CNF-3A-8-5.5		
Lab Sample ID	256177008		
Filename	P110114B_04		
Injected By	BAL		
Total Amount Extracted	12.7 g	Matrix	Solid
% Moisture	20.0	Dilution	NA
Dry Weight Extracted	10.2 g	Collected	01/05/2011 12:10
ICAL ID	P101202	Received	01/07/2011 09:52
CCal Filename(s)	P110113A_18 & P110114B_17	Extracted	01/12/2011 15:15
Method Blank ID	BLANK-27547	Analyzed	01/14/2011 21:23

Native Isomers	Conc ng/Kg	EMPC ng/Kg	EDL ng/Kg		Internal Standards	ng's Added	Percent Recovery	
2,3,7,8-TCDF	8.2	-----	0.21		2,3,7,8-TCDF-13C	2.00	77	
Total TCDF	110.0	-----	0.21		2,3,7,8-TCDD-13C	2.00	96	
					1,2,3,7,8-PeCDF-13C	2.00	104	Y
2,3,7,8-TCDD	2.2	-----	0.32		2,3,4,7,8-PeCDF-13C	2.00	93	Y
Total TCDD	150.0	-----	0.32		1,2,3,7,8-PeCDD-13C	2.00	82	
					1,2,3,4,7,8-HxCDF-13C	2.00	79	
1,2,3,7,8-PeCDF	8.6	-----	0.43		1,2,3,6,7,8-HxCDF-13C	2.00	78	
2,3,4,7,8-PeCDF	43.0	-----	0.31		2,3,4,6,7,8-HxCDF-13C	2.00	77	
Total PeCDF	200.0	-----	0.37		1,2,3,7,8,9-HxCDF-13C	2.00	71	
					1,2,3,4,7,8-HxCDD-13C	2.00	85	
1,2,3,7,8-PeCDD	8.7	-----	0.44		1,2,3,6,7,8-HxCDD-13C	2.00	87	
Total PeCDD	160.0	-----	0.44		1,2,3,4,6,7,8-HpCDF-13C	2.00	73	
					1,2,3,4,7,8,9-HpCDF-13C	2.00	58	
1,2,3,4,7,8-HxCDF	-----	66	0.43	P	1,2,3,4,6,7,8-HpCDD-13C	2.00	71	Y
1,2,3,6,7,8-HxCDF	18.0	-----	0.29		OCDD-13C	4.00	47	
2,3,4,6,7,8-HxCDF	10.0	-----	0.23					
1,2,3,7,8,9-HxCDF	13.0	-----	0.48		1,2,3,4-TCDD-13C	2.00	NA	
Total HxCDF	200.0	-----	0.36		1,2,3,7,8,9-HxCDD-13C	2.00	NA	
1,2,3,4,7,8-HxCDD	4.5	-----	0.41	J	2,3,7,8-TCDD-37Cl4	0.20	93	
1,2,3,6,7,8-HxCDD	21.0	-----	0.51					
1,2,3,7,8,9-HxCDD	9.9	-----	0.41					
Total HxCDD	220.0	-----	0.44					
1,2,3,4,6,7,8-HpCDF	120.0	-----	1.20		Total 2,3,7,8-TCDD			
1,2,3,4,7,8,9-HpCDF	14.0	-----	1.10		Equivalence: 41 ng/Kg			
Total HpCDF	460.0	-----	1.10		(Using 2005 WHO Factors - Using PRL/2 where ND)			
1,2,3,4,6,7,8-HpCDD	450.0	-----	1.10					
Total HpCDD	870.0	-----	1.10					
OCDF	340.0	-----	0.49	Y				
OCDD	7900.0	-----	0.56					

Conc = Concentration (Totals include 2,3,7,8-substituted isomers).
EMPC = Estimated Maximum Possible Concentration
EDL = Estimated Detection Limit

ND = Not Detected
NA = Not Applicable
NC = Not Calculated

Results reported on a dry weight basis and are valid to no more than 2 significant figures.
J = Estimated value
P = PCDE Interference
Y = Calculated using average of daily RFs

REPORT OF LABORATORY ANALYSIS

This report shall not be reproduced, except in full,
without the written consent of Pace Analytical Services, Inc.

Pace Analytical Services, Inc.
1700 Elm Street - Suite 200
Minneapolis, MN 55414

Tel: 612-607-1700
Fax: 612- 607-6444

Method 8290 Sample Analysis Results

Client - PASI Seattle

Client's Sample ID	CNF-3A-9-5.5		
Lab Sample ID	256177009		
Filename	P110114B_05		
Injected By	BAL		
Total Amount Extracted	13.1 g	Matrix	Solid
% Moisture	23.2	Dilution	NA
Dry Weight Extracted	10.1 g	Collected	01/05/2011 12:15
ICAL ID	P101202	Received	01/07/2011 09:52
CCal Filename(s)	P110113A_18 & P110114B_17	Extracted	01/12/2011 15:15
Method Blank ID	BLANK-27547	Analyzed	01/14/2011 22:05

Native Isomers	Conc ng/Kg	EMPC ng/Kg	EDL ng/Kg		Internal Standards	ng's Added	Percent Recovery
2,3,7,8-TCDF	-----	20	0.42	P	2,3,7,8-TCDF-13C	2.00	71
Total TCDF	310.0	-----	0.42		2,3,7,8-TCDD-13C	2.00	90
					1,2,3,7,8-PeCDF-13C	2.00	93 Y
2,3,7,8-TCDD	5.1	-----	0.27		2,3,4,7,8-PeCDF-13C	2.00	94 Y
Total TCDD	580.0	-----	0.27	E	1,2,3,7,8-PeCDD-13C	2.00	86
					1,2,3,4,7,8-HxCDF-13C	2.00	84
1,2,3,7,8-PeCDF	19.0	-----	0.62		1,2,3,6,7,8-HxCDF-13C	2.00	81
2,3,4,7,8-PeCDF	36.0	-----	0.48		2,3,4,6,7,8-HxCDF-13C	2.00	76
Total PeCDF	310.0	-----	0.55		1,2,3,7,8,9-HxCDF-13C	2.00	75
					1,2,3,4,7,8-HxCDD-13C	2.00	87
1,2,3,7,8-PeCDD	31.0	-----	0.31		1,2,3,6,7,8-HxCDD-13C	2.00	84
Total PeCDD	670.0	-----	0.31		1,2,3,4,6,7,8-HpCDF-13C	2.00	79
					1,2,3,4,7,8,9-HpCDF-13C	2.00	78
1,2,3,4,7,8-HxCDF	44.0	-----	0.56		1,2,3,4,6,7,8-HpCDD-13C	2.00	80 Y
1,2,3,6,7,8-HxCDF	29.0	-----	0.35		OCDD-13C	4.00	70
2,3,4,6,7,8-HxCDF	23.0	-----	0.45				
1,2,3,7,8,9-HxCDF	11.0	-----	0.36		1,2,3,4-TCDD-13C	2.00	NA
Total HxCDF	440.0	-----	0.43		1,2,3,7,8,9-HxCDD-13C	2.00	NA
1,2,3,4,7,8-HxCDD	26.0	-----	0.38		2,3,7,8-TCDD-37Cl4	0.20	83
1,2,3,6,7,8-HxCDD	57.0	-----	0.35				
1,2,3,7,8,9-HxCDD	43.0	-----	0.53				
Total HxCDD	1000.0	-----	0.42				
1,2,3,4,6,7,8-HpCDF	230.0	-----	0.44		Total 2,3,7,8-TCDD		
1,2,3,4,7,8,9-HpCDF	19.0	-----	0.51		Equivalence: 83 ng/Kg		
Total HpCDF	700.0	-----	0.48		(Using 2005 WHO Factors - Using PRL/2 where ND)		
1,2,3,4,6,7,8-HpCDD	800.0	-----	1.40				
Total HpCDD	1400.0	-----	1.40				
OCDF	-----	720	0.43	PY			
OCDD	6000.0	-----	0.32	E			

Conc = Concentration (Totals include 2,3,7,8-substituted isomers).
EMPC = Estimated Maximum Possible Concentration
EDL = Estimated Detection Limit

ND = Not Detected
NA = Not Applicable
NC = Not Calculated

Results reported on a dry weight basis and are valid to no more than 2 significant figures.
P = PCDE Interference
E = Exceeds calibration range
Y = Calculated using average of daily RFs

REPORT OF LABORATORY ANALYSIS

This report shall not be reproduced, except in full,
without the written consent of Pace Analytical Services, Inc.

Pace Analytical Services, Inc.
1700 Elm Street - Suite 200
Minneapolis, MN 55414

Tel: 612-607-1700
Fax: 612- 607-6444

Method 8290 Sample Analysis Results

Client - PASI Seattle

Client's Sample ID	CNF-3A-10-5.5		
Lab Sample ID	256177010		
Filename	P110113A_11		
Injected By	BAL		
Total Amount Extracted	1.30 g	Matrix	Solid
% Moisture	37.4	Dilution	NA
Dry Weight Extracted	0.814 g	Collected	01/05/2011 12:20
ICAL ID	P101202	Received	01/07/2011 09:52
CCal Filename(s)	P110113A_02 & P110113A_18	Extracted	01/12/2011 13:00
Method Blank ID	BLANK-27549	Analyzed	01/14/2011 02:44

Native Isomers	Conc ng/Kg	EMPC ng/Kg	EDL ng/Kg		Internal Standards	ng's Added	Percent Recovery
2,3,7,8-TCDF	27.0	-----	2.4		2,3,7,8-TCDF-13C	2.00	64
Total TCDF	400.0	-----	2.4		2,3,7,8-TCDD-13C	2.00	83
					1,2,3,7,8-PeCDF-13C	2.00	57
2,3,7,8-TCDD	6.2	-----	1.6	J	2,3,4,7,8-PeCDF-13C	2.00	60
Total TCDD	650.0	-----	1.6		1,2,3,7,8-PeCDD-13C	2.00	72
					1,2,3,4,7,8-HxCDF-13C	2.00	58
1,2,3,7,8-PeCDF	46.0	-----	6.2	J	1,2,3,6,7,8-HxCDF-13C	2.00	61
2,3,4,7,8-PeCDF	180.0	-----	3.6		2,3,4,6,7,8-HxCDF-13C	2.00	63
Total PeCDF	1100.0	-----	4.9		1,2,3,7,8,9-HxCDF-13C	2.00	61
					1,2,3,4,7,8-HxCDD-13C	2.00	67
1,2,3,7,8-PeCDD	26.0	-----	2.8	J	1,2,3,6,7,8-HxCDD-13C	2.00	69
Total PeCDD	840.0	-----	2.8		1,2,3,4,6,7,8-HpCDF-13C	2.00	70
					1,2,3,4,7,8,9-HpCDF-13C	2.00	75
1,2,3,4,7,8-HxCDF	460.0	-----	3.7		1,2,3,4,6,7,8-HpCDD-13C	2.00	87
1,2,3,6,7,8-HxCDF	-----	730	4.0	P	OCDD-13C	4.00	74
2,3,4,6,7,8-HxCDF	58.0	-----	3.1	J			
1,2,3,7,8,9-HxCDF	100.0	-----	2.5		1,2,3,4-TCDD-13C	2.00	NA
Total HxCDF	4100.0	-----	3.3		1,2,3,7,8,9-HxCDD-13C	2.00	NA
1,2,3,4,7,8-HxCDD	36.0	-----	1.6	J	2,3,7,8-TCDD-37Cl4	0.20	78
1,2,3,6,7,8-HxCDD	240.0	-----	1.6				
1,2,3,7,8,9-HxCDD	100.0	-----	1.6				
Total HxCDD	1800.0	-----	1.6				
1,2,3,4,6,7,8-HpCDF	2800.0	-----	5.5		Total 2,3,7,8-TCDD		
1,2,3,4,7,8,9-HpCDF	230.0	-----	7.9		Equivalence: 330 ng/Kg		
Total HpCDF	13000.0	-----	6.7		(Using 2005 WHO Factors - Using PRL/2 where ND)		
1,2,3,4,6,7,8-HpCDD	7400.0	-----	1.7				
Total HpCDD	12000.0	-----	1.7				
OCDF	14000.0	-----	2.9				
OCDD	110000.0	-----	1.2	E			

Conc = Concentration (Totals include 2,3,7,8-substituted isomers).
EMPC = Estimated Maximum Possible Concentration
EDL = Estimated Detection Limit

ND = Not Detected
NA = Not Applicable
NC = Not Calculated

Results reported on a dry weight basis and are valid to no more than 2 significant figures.
J = Estimated value
P = PCDE Interference
E = Exceeds calibration range

REPORT OF LABORATORY ANALYSIS

This report shall not be reproduced, except in full,
without the written consent of Pace Analytical Services, Inc.

Pace Analytical Services, Inc.
1700 Elm Street - Suite 200
Minneapolis, MN 55414

Tel: 612-607-1700
Fax: 612- 607-6444

Method 8290 Sample Analysis Results

Client - PASI Seattle

Client's Sample ID	CNF-3A-11-6		
Lab Sample ID	256177011		
Filename	P110114B_06		
Injected By	BAL		
Total Amount Extracted	26.1 g	Matrix	Solid
% Moisture	61.0	Dilution	NA
Dry Weight Extracted	10.2 g	Collected	01/05/2011 12:25
ICAL ID	P101202	Received	01/07/2011 09:52
CCal Filename(s)	P110113A_18 & P110114B_17	Extracted	01/12/2011 15:15
Method Blank ID	BLANK-27547	Analyzed	01/14/2011 22:48

Native Isomers	Conc ng/Kg	EMPC ng/Kg	EDL ng/Kg		Internal Standards	ng's Added	Percent Recovery	
2,3,7,8-TCDF	12.00	-----	0.39		2,3,7,8-TCDF-13C	2.00	67	
Total TCDF	77.00	-----	0.39		2,3,7,8-TCDD-13C	2.00	89	
					1,2,3,7,8-PeCDF-13C	2.00	86	Y
2,3,7,8-TCDD	0.95	-----	0.27	J	2,3,4,7,8-PeCDF-13C	2.00	87	Y
Total TCDD	280.00	-----	0.27		1,2,3,7,8-PeCDD-13C	2.00	81	
					1,2,3,4,7,8-HxCDF-13C	2.00	79	
1,2,3,7,8-PeCDF	28.00	-----	1.00		1,2,3,6,7,8-HxCDF-13C	2.00	76	
2,3,4,7,8-PeCDF	130.00	-----	0.68		2,3,4,6,7,8-HxCDF-13C	2.00	76	
Total PeCDF	690.00	-----	0.84		1,2,3,7,8,9-HxCDF-13C	2.00	75	
					1,2,3,4,7,8-HxCDD-13C	2.00	83	
1,2,3,7,8-PeCDD	2.40	-----	0.36	J	1,2,3,6,7,8-HxCDD-13C	2.00	84	
Total PeCDD	85.00	-----	0.36		1,2,3,4,6,7,8-HpCDF-13C	2.00	80	
					1,2,3,4,7,8,9-HpCDF-13C	2.00	77	
1,2,3,4,7,8-HxCDF	250.00	-----	0.70		1,2,3,4,6,7,8-HpCDD-13C	2.00	77	Y
1,2,3,6,7,8-HxCDF	-----	260	0.60	P	OCDD-13C	4.00	74	
2,3,4,6,7,8-HxCDF	94.00	-----	0.75					
1,2,3,7,8,9-HxCDF	68.00	-----	0.67		1,2,3,4-TCDD-13C	2.00	NA	
Total HxCDF	3300.00	-----	0.68		1,2,3,7,8,9-HxCDD-13C	2.00	NA	
1,2,3,4,7,8-HxCDD	13.00	-----	0.62		2,3,7,8-TCDD-37Cl4	0.20	83	
1,2,3,6,7,8-HxCDD	140.00	-----	0.46					
1,2,3,7,8,9-HxCDD	18.00	-----	0.39					
Total HxCDD	440.00	-----	0.49					
1,2,3,4,6,7,8-HpCDF	1800.00	-----	1.10		Total 2,3,7,8-TCDD			
1,2,3,4,7,8,9-HpCDF	170.00	-----	0.99		Equivalence: 180 ng/Kg			
Total HpCDF	8700.00	-----	1.10	E	(Using 2005 WHO Factors - Using PRL/2 where ND)			
1,2,3,4,6,7,8-HpCDD	4100.00	-----	2.30	E				
Total HpCDD	6400.00	-----	2.30	E				
OCDF	9200.00	-----	2.00	EY				
OCDD	48000.00	-----	1.80	EDN2				

Conc = Concentration (Totals include 2,3,7,8-substituted isomers).
EMPC = Estimated Maximum Possible Concentration
EDL = Estimated Detection Limit

ND = Not Detected
NA = Not Applicable
NC = Not Calculated

Results reported on a dry weight basis and are valid to no more than 2 significant figures.
J = Estimated value
P = PCDE Interference
E = Exceeds calibration range
D = Result obtained from analysis of diluted sample
Nn = Value obtained from additional analysis
Y = Calculated using average of daily RFs

REPORT OF LABORATORY ANALYSIS

This report shall not be reproduced, except in full,
without the written consent of Pace Analytical Services, Inc.

Pace Analytical Services, Inc.
1700 Elm Street - Suite 200
Minneapolis, MN 55414

Tel: 612-607-1700
Fax: 612- 607-6444

Method 8290 Blank Analysis Results

Lab Sample ID	BLANK-27549	Matrix	Solid
Filename	P110113A_05	Dilution	NA
Total Amount Extracted	10.2 g	Extracted	01/12/2011 13:00
ICAL ID	P101202	Analyzed	01/13/2011 22:28
CCal Filename(s)	P110113A_02 & P110113A_18	Injected By	BAL

Native Isomers	Conc ng/Kg	EMPC ng/Kg	EDL ng/Kg	Internal Standards	ng's Added	Percent Recovery
2,3,7,8-TCDF	ND	-----	0.120	2,3,7,8-TCDF-13C	2.00	38 R
Total TCDF	ND	-----	0.120	2,3,7,8-TCDD-13C	2.00	50
				1,2,3,7,8-PeCDF-13C	2.00	45
2,3,7,8-TCDD	ND	-----	0.150	2,3,4,7,8-PeCDF-13C	2.00	43
Total TCDD	ND	-----	0.150	1,2,3,7,8-PeCDD-13C	2.00	52
				1,2,3,4,7,8-HxCDF-13C	2.00	46
1,2,3,7,8-PeCDF	ND	-----	0.150	1,2,3,6,7,8-HxCDF-13C	2.00	48
2,3,4,7,8-PeCDF	ND	-----	0.110	2,3,4,6,7,8-HxCDF-13C	2.00	49
Total PeCDF	ND	-----	0.130	1,2,3,7,8,9-HxCDF-13C	2.00	48
				1,2,3,4,7,8-HxCDD-13C	2.00	54
1,2,3,7,8-PeCDD	ND	-----	0.140	1,2,3,6,7,8-HxCDD-13C	2.00	54
Total PeCDD	ND	-----	0.140	1,2,3,4,6,7,8-HpCDF-13C	2.00	58
				1,2,3,4,7,8,9-HpCDF-13C	2.00	57
1,2,3,4,7,8-HxCDF	ND	-----	0.067	1,2,3,4,6,7,8-HpCDD-13C	2.00	65
1,2,3,6,7,8-HxCDF	ND	-----	0.086	OCDD-13C	4.00	50
2,3,4,6,7,8-HxCDF	ND	-----	0.093			
1,2,3,7,8,9-HxCDF	ND	-----	0.090	1,2,3,4-TCDD-13C	2.00	NA
Total HxCDF	ND	-----	0.084	1,2,3,7,8,9-HxCDD-13C	2.00	NA
1,2,3,4,7,8-HxCDD	ND	-----	0.120	2,3,7,8-TCDD-37Cl4	0.20	48
1,2,3,6,7,8-HxCDD	ND	-----	0.130			
1,2,3,7,8,9-HxCDD	ND	-----	0.120			
Total HxCDD	ND	-----	0.120			
1,2,3,4,6,7,8-HpCDF	ND	-----	0.084	Total 2,3,7,8-TCDD		
1,2,3,4,7,8,9-HpCDF	ND	-----	0.098	Equivalence: 0.21 ng/Kg		
Total HpCDF	ND	-----	0.091	(Using 2005 WHO Factors - Using PRL/2 where ND)		
1,2,3,4,6,7,8-HpCDD	0.17	-----	0.130 J			
Total HpCDD	0.41	-----	0.130 J			
OCDF	-----	0.19	0.092 I			
OCDD	0.57	-----	0.170 J			

Conc = Concentration (Totals include 2,3,7,8-substituted isomers).
EMPC = Estimated Maximum Possible Concentration
EDL = Estimated Detection Limit

Results reported on a dry weight basis and are valid to no more than 2 significant figures.
J = Estimated value
R = Recovery outside target range
I = Interference present

REPORT OF LABORATORY ANALYSIS

This report shall not be reproduced, except in full,
without the written consent of Pace Analytical Services, Inc.

Pace Analytical Services, Inc.
1700 Elm Street - Suite 200
Minneapolis, MN 55414

Tel: 612-607-1700
Fax: 612- 607-6444

Method 8290 Blank Analysis Results

Lab Sample ID	BLANK-27547	Matrix	Solid
Filename	F110114A_03	Dilution	NA
Total Amount Extracted	20.1 g	Extracted	01/12/2011 15:15
ICAL ID	F101206	Analyzed	01/14/2011 15:54
CCal Filename(s)	F110113B_15 & F110114A_05	Injected By	BAL

Native Isomers	Conc ng/Kg	EMPC ng/Kg	EDL ng/Kg		Internal Standards	ng's Added	Percent Recovery
2,3,7,8-TCDF	ND	-----	0.068		2,3,7,8-TCDF-13C	2.00	65
Total TCDF	ND	-----	0.068		2,3,7,8-TCDD-13C	2.00	79
					1,2,3,7,8-PeCDF-13C	2.00	77
2,3,7,8-TCDD	ND	-----	0.079		2,3,4,7,8-PeCDF-13C	2.00	76
Total TCDD	ND	-----	0.079		1,2,3,7,8-PeCDD-13C	2.00	90
					1,2,3,4,7,8-HxCDF-13C	2.00	82
1,2,3,7,8-PeCDF	ND	-----	0.066		1,2,3,6,7,8-HxCDF-13C	2.00	81
2,3,4,7,8-PeCDF	0.12	-----	0.070	J	2,3,4,6,7,8-HxCDF-13C	2.00	78
Total PeCDF	0.12	-----	0.068	J	1,2,3,7,8,9-HxCDF-13C	2.00	75
					1,2,3,4,7,8-HxCDD-13C	2.00	89
1,2,3,7,8-PeCDD	ND	-----	0.069		1,2,3,6,7,8-HxCDD-13C	2.00	86
Total PeCDD	ND	-----	0.069		1,2,3,4,6,7,8-HpCDF-13C	2.00	67
					1,2,3,4,7,8,9-HpCDF-13C	2.00	63
1,2,3,4,7,8-HxCDF	ND	-----	0.071		1,2,3,4,6,7,8-HpCDD-13C	2.00	75
1,2,3,6,7,8-HxCDF	-----	0.080	0.070	I	OCDD-13C	4.00	58
2,3,4,6,7,8-HxCDF	0.18	-----	0.075	J			
1,2,3,7,8,9-HxCDF	0.14	-----	0.088	J	1,2,3,4-TCDD-13C	2.00	NA
Total HxCDF	0.32	-----	0.076	J	1,2,3,7,8,9-HxCDD-13C	2.00	NA
1,2,3,4,7,8-HxCDD	ND	-----	0.077		2,3,7,8-TCDD-37Cl4	0.20	73
1,2,3,6,7,8-HxCDD	ND	-----	0.087				
1,2,3,7,8,9-HxCDD	ND	-----	0.071				
Total HxCDD	ND	-----	0.078				
1,2,3,4,6,7,8-HpCDF	-----	0.110	0.099	I	Total 2,3,7,8-TCDD		
1,2,3,4,7,8,9-HpCDF	ND	-----	0.130		Equivalence: 0.17 ng/Kg		
Total HpCDF	ND	-----	0.110		(Using 2005 WHO Factors - Using PRL/2 where ND)		
1,2,3,4,6,7,8-HpCDD	0.36	-----	0.140	J			
Total HpCDD	0.74	-----	0.140	J			
OCDF	-----	0.380	0.190	I			
OCDD	1.10	-----	0.270	J			

Conc = Concentration (Totals include 2,3,7,8-substituted isomers).
EMPC = Estimated Maximum Possible Concentration
EDL = Estimated Detection Limit

Results reported on a dry weight basis and are valid to no more than 2 significant figures.
J = Estimated value
I = Interference present

REPORT OF LABORATORY ANALYSIS

This report shall not be reproduced, except in full,
without the written consent of Pace Analytical Services, Inc.

Pace Analytical Services, Inc.
1700 Elm Street - Suite 200
Minneapolis, MN 55414

Tel: 612-607-1700
Fax: 612- 607-6444

Method 8290 Laboratory Control Spike Results

Lab Sample ID	LCS-27550		
Filename	P110113A_03	Matrix	Solid
Total Amount Extracted	10.3 g	Dilution	NA
ICAL ID	P101202	Extracted	01/12/2011 13:00
CCal Filename(s)	P110113A_02 & P110113A_18	Analyzed	01/13/2011 21:04
Method Blank ID	BLANK-27549	Injected By	BAL

Native Isomers	**Qs** (ng)	**Qm** (ng)	% Rec.	**Internal Standards**	**ng's Added**	**Percent Recovery**
2,3,7,8-TCDF	0.20	0.22	112	2,3,7,8-TCDF-13C	2.0	44
Total TCDF				2,3,7,8-TCDD-13C	2.0	59
				1,2,3,7,8-PeCDF-13C	2.0	46
2,3,7,8-TCDD	0.20	0.18	91	2,3,4,7,8-PeCDF-13C	2.0	48
Total TCDD				1,2,3,7,8-PeCDD-13C	2.0	58
				1,2,3,4,7,8-HxCDF-13C	2.0	46
1,2,3,7,8-PeCDF	1.0	1.1	106	1,2,3,6,7,8-HxCDF-13C	2.0	47
2,3,4,7,8-PeCDF	1.0	1.0	100	2,3,4,6,7,8-HxCDF-13C	2.0	52
Total PeCDF				1,2,3,7,8,9-HxCDF-13C	2.0	50
				1,2,3,4,7,8-HxCDD-13C	2.0	53
1,2,3,7,8-PeCDD	1.0	0.93	93	1,2,3,6,7,8-HxCDD-13C	2.0	58
Total PeCDD				1,2,3,4,6,7,8-HpCDF-13C	2.0	60
				1,2,3,4,7,8,9-HpCDF-13C	2.0	63
1,2,3,4,7,8-HxCDF	1.0	1.0	101	1,2,3,4,6,7,8-HpCDD-13C	2.0	69
1,2,3,6,7,8-HxCDF	1.0	1.1	108	OCDD-13C	4.0	56
2,3,4,6,7,8-HxCDF	1.0	1.0	105			
1,2,3,7,8,9-HxCDF	1.0	1.1	106	1,2,3,4-TCDD-13C	2.0	NA
Total HxCDF				1,2,3,7,8,9-HxCDD-13C	2.0	NA
1,2,3,4,7,8-HxCDD	1.0	1.0	104	2,3,7,8-TCDD-37Cl4	0.20	57
1,2,3,6,7,8-HxCDD	1.0	0.99	99			
1,2,3,7,8,9-HxCDD	1.0	1.3	129			
Total HxCDD						
1,2,3,4,6,7,8-HpCDF	1.0	1.1	106			
1,2,3,4,7,8,9-HpCDF	1.0	1.0	104			
Total HpCDF						
1,2,3,4,6,7,8-HpCDD	1.0	0.97	97			
Total HpCDD						
OCDF	2.0	2.2	112			
OCDD	2.0	2.2	110			

Qs = Quantity Spiked
Qm = Quantity Measured
Rec. = Recovery (Expressed as Percent)
R = Recovery outside of target range
Y = RF averaging used in calculations
Nn = Value obtained from additional analysis
NA = Not Applicable
* = See Discussion

REPORT OF LABORATORY ANALYSIS

This report shall not be reproduced, except in full,
without the written consent of Pace Analytical Services, Inc.

Pace Analytical Services, Inc.
1700 Elm Street - Suite 200
Minneapolis, MN 55414

Tel: 612-607-1700
Fax: 612- 607-6444

Method 8290 Laboratory Control Spike Results

Lab Sample ID	LCS-27548		
Filename	F110114A_01	Matrix	Solid
Total Amount Extracted	20.2 g	Dilution	NA
ICAL ID	F101206	Extracted	01/12/2011 15:15
CCal Filename(s)	F110113B_15 & F110114A_05	Analyzed	01/14/2011 14:04
Method Blank ID	BLANK-27547	Injected By	BAL

Native Isomers	**Qs** (ng)	**Qm** (ng)	% Rec.	**Internal Standards**	**ng's Added**	**Percent Recovery**
2,3,7,8-TCDF	0.20	0.24	120	2,3,7,8-TCDF-13C	2.0	67
Total TCDF				2,3,7,8-TCDD-13C	2.0	81
				1,2,3,7,8-PeCDF-13C	2.0	79
2,3,7,8-TCDD	0.20	0.19	95	2,3,4,7,8-PeCDF-13C	2.0	78
Total TCDD				1,2,3,7,8-PeCDD-13C	2.0	92
				1,2,3,4,7,8-HxCDF-13C	2.0	79
1,2,3,7,8-PeCDF	1.0	1.1	113	1,2,3,6,7,8-HxCDF-13C	2.0	79
2,3,4,7,8-PeCDF	1.0	1.1	109	2,3,4,6,7,8-HxCDF-13C	2.0	78
Total PeCDF				1,2,3,7,8,9-HxCDF-13C	2.0	77
				1,2,3,4,7,8-HxCDD-13C	2.0	89
1,2,3,7,8-PeCDD	1.0	1.00	100	1,2,3,6,7,8-HxCDD-13C	2.0	84
Total PeCDD				1,2,3,4,6,7,8-HpCDF-13C	2.0	68
				1,2,3,4,7,8,9-HpCDF-13C	2.0	66
1,2,3,4,7,8-HxCDF	1.0	1.1	109	1,2,3,4,6,7,8-HpCDD-13C	2.0	77
1,2,3,6,7,8-HxCDF	1.0	1.1	111	OCDD-13C	4.0	64
2,3,4,6,7,8-HxCDF	1.0	1.1	109			
1,2,3,7,8,9-HxCDF	1.0	1.1	112	1,2,3,4-TCDD-13C	2.0	NA
Total HxCDF				1,2,3,7,8,9-HxCDD-13C	2.0	NA
1,2,3,4,7,8-HxCDD	1.0	1.0	103	2,3,7,8-TCDD-37Cl4	0.20	77
1,2,3,6,7,8-HxCDD	1.0	1.1	107			
1,2,3,7,8,9-HxCDD	1.0	1.0	103			
Total HxCDD						
1,2,3,4,6,7,8-HpCDF	1.0	1.1	108			
1,2,3,4,7,8,9-HpCDF	1.0	1.1	106			
Total HpCDF						
1,2,3,4,6,7,8-HpCDD	1.0	0.98	98			
Total HpCDD						
OCDF	2.0	2.0	102			
OCDD	2.0	2.2	110			

Qs = Quantity Spiked
Qm = Quantity Measured
Rec. = Recovery (Expressed as Percent)
R = Recovery outside of target range
Y = RF averaging used in calculations
Nn = Value obtained from additional analysis
NA = Not Applicable
* = See Discussion

REPORT OF LABORATORY ANALYSIS

This report shall not be reproduced, except in full,
without the written consent of Pace Analytical Services, Inc.

Sample Condition Upon Receipt

Pace Analytical

Client Name: Brown & Caldwell Project # 256177

Courier: ☑ Fed Ex ☐ UPS ☐ USPS ☐ Client ☐ Commercial ☐ Pace Other _____

Tracking #: 8138 8211 5380

Custody Seal on Cooler/Box Present: ☑ Yes ☐ No Seals intact: ☑ Yes ☐ No

Packing Material: ☑ Bubble Wrap ☑ Bubble Bags ☐ None ☐ Other _____ Temp. Blank Yes ✓ No _____

Thermometer Used 132013 or 101731962 or 226099 **Type of Ice:** (Wet) Blue None ☐ Samples on ice, cooling process has begun

Cooler Temperature 2.1c **Biological Tissue is Frozen:** Yes No

Temp should be above freezing ≤ 6°C

Comments:

Date and Initials of person examining contents: 010611 CW

Chain of Custody Present:	☑Yes ☐No ☐N/A	1.
Chain of Custody Filled Out:	☑Yes ☐No ☐N/A	2.
Chain of Custody Relinquished:	☑Yes ☐No ☐N/A	3.
Sampler Name & Signature on COC:	☑Yes ☐No ☐N/A	4.
Samples Arrived within Hold Time:	☑Yes ☐No ☐N/A	5.
Short Hold Time Analysis (<72hr):	☐Yes ☑No ☐N/A	6.
Rush Turn Around Time Requested:	☐Yes ☑No ☐N/A	7.
Sufficient Volume:	☑Yes ☐No ☐N/A	8.
Correct Containers Used:	☑Yes ☐No ☐N/A	9.
-Pace Containers Used:	☑Yes ☐No ☐N/A	
Containers Intact:	☑Yes ☐No ☐N/A	10.
Filtered volume received for Dissolved tests	☐Yes ☐No ☑N/A	11.
Sample Labels match COC:	☑Yes ☐No ☐N/A	12.
-Includes date/time/ID/Analysis Matrix: SL		
All containers needing preservation have been checked.	☐Yes ☐No ☑N/A	13.
All containers needing preservation are found to be in compliance with EPA recommendation.	☐Yes ☐No ☑N/A	
Exceptions: VOA, coliform, TOC, O&G		Initial when completed: _____ Lot # of added preservative: _____
Samples checked for dechlorination:	☐Yes ☐No ☑N/A	14.
Headspace in VOA Vials (>6mm):	☐Yes ☐No ☑N/A	15.
Trip Blanks Present:	☐Yes ☐No ☑N/A	16.
Trip Blank Custody Seals Present	☐Yes ☐No ☑N/A	
Pace Trip Blank Lot # (if purchased): _____		

Client Notification/ Resolution: Field Data Required? Y / N

Person Contacted: _____ Date/Time: _____

Comments/ Resolution: _____

Project Manager Review: JENNI GROSS **Date:** 1/10/11

Note: Whenever there is a discrepancy affecting North Carolina compliance samples, a copy of this form will be sent to the North Carolina DEHNR Certification Office (i.e out of hold, incorrect preservative, out of temp, incorrect containers)

Pace Analytical®
www.pacelabs.com

CHAIN-OF-CUSTODY / Analytical Request Document

The Chain-of-Custody is a LEGAL DOCUMENT. All relevant fields must be completed accurately.

256177

Page: 1 of 1

1318952

Section A Required Client Information:	Section B Required Project Information:	Section C Invoice Information:
Company: Brown + Caldwell	Report To: Jon Turk	Attention: Josh Johnson
Address: 724 Columbia St NW #420	Copy To: Josh Johnson	Company Name: see IA
Olympia, WA 98501		Address:
Email To: jturk@brwncald.com	Purchase Order No.:	Pace Quote Reference:
Phone: 360-943-7500 Fax: 360-943-7513	Project Name: East Bay Redevelopment	Pace Project Manager:
Requested Due Date/TAT: 10 day	Project Number: 135130	Pace Profile #:

REGULATORY AGENCY: ☐ NPDES ☐ GROUND WATER ☐ DRINKING WATER ☐ UST ☐ RCRA ☒ OTHER ECY

Site Location STATE: WA

Requested Analysis Filtered (Y/N)

ITEM #	Section D Required Client Information — SAMPLE ID (A-Z, 0-9 / ,-) Sample IDs MUST BE UNIQUE	MATRIX CODE (see valid codes to left)	SAMPLE TYPE (G=GRAB C=COMP)	COLLECTED: COMPOSITE START DATE	COMPOSITE START TIME	COMPOSITE END/GRAB DATE	COMPOSITE END/GRAB TIME	SAMPLE TEMP AT COLLECTION	# OF CONTAINERS	Preservatives: Unpreserved	H_2SO_4	HNO_3	HCl	NaOH	$Na_2S_2O_3$	Methanol	Other	Analysis Test Y/N	Dioxin, Furan	Residual Chlorine (Y/N)	Pace Project No./ Lab I.D.
1	CNF-3A-1-1.75	SL	G			1/5/11	10:55		1	X											
2	CNF-3A-2-3.0						11:05														
3	CNF-3A-3-3.25						11:10														
4	CNF-3A-4-2.25						11:20														
5	CNF-3A-5-3.25						11:25														
6	CNF-3A-6-2.0						11:35														
7	CNF-3A-7-3.25						11:40														
8	CNF-3A-8-5.5						12:10														
9	CNF-3A-9-5.5						12:15														
10	CNF-3A-10-5.5						12:20														
11	CNF-3A-11-6						12:25														
12																					

ADDITIONAL COMMENTS	RELINQUISHED BY / AFFILIATION	DATE	TIME	ACCEPTED BY / AFFILIATION	DATE	TIME	SAMPLE CONDITIONS: Temp in °C	Received on Ice (Y/N)	Custody Sealed Cooler (Y/N)	Samples Intact (Y/N)
	Kate Green, BC	1/5/11	14:15	Relinquished to FedEx for delivery						
				Colette Weaver / PACE	010611	0920	2.1c	Y	Y	Y

ORIGINAL

SAMPLER NAME AND SIGNATURE

PRINT Name of SAMPLER: Jon Turk

SIGNATURE of SAMPLER: [signature] DATE Signed (MM/DD/YY): 1/5/11

*Important Note: By signing this form you are accepting Pace's NET 30 day payment terms and agreeing to late charges of 1.5% per month for any invoices not paid within 30 days.

256177

Sample Container Count

CLIENT: Brown & Caldwell

Pace Analytical™ www.pacelabs.com

COC PAGE 1 of 1
COC ID# 13189152

Sample Line Item	VG9H	AG1H	AG1U	BG1H	BP1U	BP2U	BP3U	BP2N	BP2S	WGFU	WGKU				Comments
1															
2															
3															
4															
5															
6															
7															
8															
9															
10															
11															
12															Trip Blank? No

AG1H	1 liter HCL amber glass		BP2S	500mL H2SO4 plastic		JGFU	4oz unpreserved amber wide
AG1U	1liter unpreserved amber glass		BP2U	500mL unpreserved plastic		R	terra core kit
AG2S	500mL H2SO4 amber glass		BP2Z	500mL NaOH, Zn Ac		U	Summa Can
AG2U	500mL unpreserved amber glass		BP3C	250mL NaOH plastic		VG9H	40mL HCL clear vial
AG3S	250mL H2SO4 amber glass		BP3N	250mL HNO3 plastic		VG9T	40mL Na Thio. clear vial
BG1H	1 liter HCL clear glass		BP3S	250mL H2SO4 plastic		VG9U	40mL unpreserved **clear** vial
BG1U	1 liter unpreserved glass		BP3U	250mL unpreserved plastic		VG9W	40mL glass vial preweighted (EPA 5035)
BP1N	1 liter HNO3 plastic		DG9B	40mL Na Bisulfate amber vial		VSG	Headspace septa vial & HCL
BP1S	1 liter H2SO4 plastic		DG9H	40mL HCL amber voa vial		WGFU	4oz clear soil jar
BP1U	1 liter unpreserved plastic		DG9M	40mL MeOH clear vial		WGFX	4oz wide jar w/hexane wipe
BP1Z	1 liter NaOH, Zn, Ac		DG9T	40mL Na Thio amber vial		ZPLC	Ziploc Bag
BP2N	500mL HNO3 plastic		DG9U	40mL unpreserved **amber** vial			
BP2O	500mL NaOH plastic		I	Wipe/Swab			

Pace Analytical Services, Inc.
1700 Elm Street
Minneapolis, MN 55414
Phone: 612.607.1700
Fax: 612.607.6444

www.pacelabs.com

Report Prepared for:

Jennifer Gross
PASI Seattle
940 S. Harney Street
Seattle WA 98108

REPORT OF LABORATORY ANALYSIS FOR PCDD/PCDF

Report Prepared Date:
November 22, 2010

Report Information:

Pace Project #: 10142843
Sample Receipt Date: 11/10/2010
Client Project #: 255663
Client Sub PO #: N/A
State Cert #: C755

Invoicing & Reporting Options:

The report provided has been invoiced as a Level 2 PCDD/PCDF Report. If an upgrade of this report package is requested, an additional charge may be applied.

Please review the attached invoice for accuracy and forward any questions to Nate Habte, your Pace Project Manager.

This report has been reviewed by:

November 23, 2010

Nate Habte, Project Manager
(612) 607-6407
(612) 607-6444 (fax)
natnael.habte@pacelabs.com

ACCREDITED IN ACCORDANCE WITH nelac

Report of Laboratory Analysis

This report should not be reproduced, except in full, without the written consent of Pace Analytical Services, Inc.

The results relate only to the samples included in this report.

Pace Analytical Services, Inc.
1700 Elm Street
Minneapolis, MN 55414
Phone: 612.607.1700
Fax: 612.607.6444

DISCUSSION

This report presents the results from the analyses performed on twenty-five samples submitted by a representative of Pace Analytical Services, Inc. The samples were analyzed for the presence or absence of polychlorodibenzo-p-dioxins (PCDDs) and polychlorodibenzofurans (PCDFs) using a modified version of USEPA Method 8290. Reporting limits were based on signal-to-noise measurements.

The recoveries of the isotopically-labeled PCDD/PCDF internal standards in the sample extracts ranged from 33-158%. With the exceptions of thirteen values, which were flagged "R" on the results tables, the labeled standard recoveries obtained for this project were within the 40-135% target range specified in Method 8290. Also, since the quantification of the native 2,3,7,8-substituted congeners was based on isotope dilution, the data were automatically corrected for variation in recovery and accurate values were obtained.

In some cases, interfering substances impacted the determinations of PCDD or PCDF congeners; the affected values were flagged "I" where incorrect isotope ratios were obtained or "P" where polychlorinated diphenyl ethers were present. Values above the calibration range were flagged "E" and should be regarded as estimates.

A laboratory method blank was prepared and analyzed with each sample batch as part of our routine quality control procedures. The results show the blanks to contain background levels of selected congeners. With the exception of one non-2,3,7,8-substituted TCDF congener in Blank-26969, these were below the calibration range of the method. Sample levels similar to the corresponding blank levels were flagged "B" on the results tables and may be, at least partially, attributed to the background. It should be noted that levels less than ten times the background are not generally considered to be statistically different from the background.

Laboratory and matrix spike samples were also prepared with the sample batch using clean sand or sample matrix that had been fortified with native standard materials. The results show that the spiked native compounds were recovered at 98-128%, with relative percent differences of 0.4-14.4%. These results indicate high degrees of accuracy and precision for these determinations. Matrix spikes were prepared with the 11/15/2010 sample batch using sample material from a separate project; results from these analyses will be provided upon request.

This report shall not be reproduced, except in full,
without the written consent of Pace Analytical Services, Inc.

Pace Analytical Services, Inc.
1700 Elm Street - Suite 200
Minneapolis, MN 55414

Tel: 612-607-1700
Fax: 612- 607-6444

Minnesota Laboratory Certifications

Authority	Certificate #	Authority	Certificate #
Alabama	40770	Montana	92
Alaska	MN00064	Nebraska	
Arizona	AZ0014	Nevada	MN000642010A
Arkansas	88-0680	New Jersey (NE	MN002
California	01155CA	New Mexico	MN00064
Colorado	MN00064	New York (NEL	11647
Connecticut	PH-0256	North Carolina	27700
EPA Region 5	WD-15J	North Dakota	R-036
EPA Region 8	8TMS-Q	Ohio	4150
Florida (NELAP	E87605	Ohio VAP	CL101
Georgia (DNR)	959	Oklahoma	D9922
Guam	09-019r	Oregon (ELAP)	MN200001-005
Hawaii	SLD	Oregon (OREL	MN200001-005
Idaho	MN00064	Pennsylvania	68-00563
Illinois	200012	Saipan	MP0003
Indiana	C-MN-01	South Carolina	74003001
Indiana	C-MN-01	Tennesee	2818
Iowa	368	Tennessee	02818
Kansas	E-10167	Texas	T104704192-08
Kentucky	90062	Utah (NELAP)	PAM
Louisiana	LA0900016	Virginia	00251
Maine	2007029	Washington	C755
Maryland	322	West Virginia	9952C
Michigan	9909	Wisconsin	999407970
Minnesota	027-053-137	Wyoming	8TMS-Q
Mississippi	MN00064		

REPORT OF LABORATORY ANALYSIS

This report shall not be reproduced, except in full,
without the written consent of Pace Analytical Services, Inc.

Appendix A

Sample Management

1122

10142843

COC p. 1 (of 2)

Chain of Custody

Pace Analytical®
www.pacelabs.com

Workorder: 255663 **Workorder Name:** Olympia Soils **Owner Received Date:** 11/9/2010 **Results Requested By:** 11/23/2010

Report To	Subcontract To
Jennifer Gross Pace Analytical Services, Inc. 940 South Harney Seattle WA 98108 Phone (206)767-5060 Fax (206)767-5063	Pace Analytical Minnesota 1700 Elm Street Suite 200 Minneapolis, MN 55414 Phone (612)607-1700

Item	Sample ID	Sample Type	Collect Date/Time	Lab ID	Matrix	Preserved Containers: Unpreserved	Requested Analysis: Dioxins/Furans	Dry weight	LAB USE ONLY
1	CNF-3-1-1.5	PS	11/9/2010 08:05	255663001	Solid	1	X	x	
2	CNF-3-2-1.5	PS	11/9/2010 08:10	255663002	Solid	1	X		
3	CNF-3-3-1.5	PS	11/9/2010 08:15	255663003	Solid	1	X		
4	CNF-3-4-1.5	PS	11/9/2010 08:25	255663004	Solid	1	X		
5	CNF-3-5-1	PS	11/9/2010 08:28	255663005	Solid	1	X		
6	CNF-3-6-1	PS	11/9/2010 08:32	255663006	Solid	1	X		
7	CNF-3-7-2.5	PS	11/9/2010 08:35	255663007	Solid	1	X		
8	CNF-3-8-2.5	PS	11/9/2010 08:40	255663008	Solid	1	X		
9	CNF-3-9-2.5	PS	11/9/2010 08:43	255663009	Solid	1	X		
10	CNF-3-10-2.5	PS	11/9/2010 08:48	255663010	Solid	1	X		
11	CNF-3-11-2.5	PS	11/9/2010 08:52	255663011	Solid	1	X		
12	CNF-3-12-2.5	PS	11/9/2010 08:55	255663012	Solid	1	X		
13	CNF-3-13-3.5	PS	11/9/2010 08:58	255663013	Solid	1	X		
14	CNF-3-14-3.5	PS	11/9/2010 09:05	255663014	Solid	1	X		
15	CNF-3-15-3.5	PS	11/9/2010 09:10	255663015	Solid	1	X		
16	CNF-3-16-3.5	PS	11/9/2010 09:15	255663016	Solid	1	X		
17	CNF-3-17-3.5	PS	11/9/2010 09:25	255663017	Solid	1	X		
18	CNF-3-18-3.5	PS	11/9/2010 09:35	255663018	Solid	1	X		
19	CNF-3-19-7.5	PS	11/9/2010 09:50	255663019	Solid	1	X		

Report No....10142843_8290

10142843 COC Pg 2 (of 2)

Chain of Custody

Pace Analytical®
www.pacelabs.com

Workorder: 255663 **Workorder Name:** Olympia Soils **Owner Received Date:** 11/9/2010 **Results Requested By:** 11/23/2010

Report To	Subcontract To
Jennifer Gross Pace Analytical Services, Inc. 940 South Harney Seattle WA 98108 Phone (206)767-5060 Fax (206)767-5063	Pace Analytical Minnesota 1700 Elm Street Suite 200 Minneapolis, MN 55414 Phone (612)607-1700

Item	Sample ID	Sample Type	Collect Date/Time	Lab ID	Matrix	Preserved Containers: Unpres	Requested Analysis: DIOXINS/Furans	Requested Analysis: Dry weight	LAB USE ONLY
20	CNF-3-20-7.5	PS	11/9/2010 09:58	255663020	Solid	1	X	X	
21	CNF-3-21-7.5	PS	11/9/2010 10:10	255663021	Solid	1	X		
22	CNF-3-22-7.5	PS	11/9/2010 10:20	255663022	Solid	1	X		
23	CNF-3-23-7.5	PS	11/9/2010 10:30	255663023	Solid	1	X		
24	CNF-3-24-7.4	PS	11/9/2010 10:40	255663024	Solid	1	X		
25	CNF-3-25-10	PS	11/9/2010 09:48	255663025	Solid	1	X		

Comments

Transfers	Released By	Date/Time	Received By	Date/Time
1	Jyothi Sway	11/09/10 1500	[illegible] Pace MN	11/10/10 1000
2				
3				

Cooler Temperature on Receipt 2.1 °C | Custody Seal (Y) or N | Received on Ice (Y) or N | Samples Intact (Y) or N

Sample Condition Upon Receipt

Pace Analytical

Client Name: Pace WA Project # 10142843

Courier: ☑ Fed Ex ☐ UPS ☐ USPS ☐ Client ☐ Commercial ☐ Pace Other _____

Optional: Proj. Due Date: Proj. Name:

Tracking #: 794101025392

Custody Seal on Cooler/Box Present: ☑ yes ☐ no Seals intact: ☑ yes ☐ no

Packing Material: ☐ Bubble Wrap ☐ Bubble Bags ☐ None ☐ Other _____ Temp Blank: Yes ✓ No _____

Thermometer Used: 80344042 or ~~179425~~ Type of Ice: Wet Blue None ☐ Samples on ice, cooling process has begun

Cooler Temperature: 2.1 Biological Tissue is Frozen: Yes No

Date and Initials of person examining contents: 11/10/10 MSP

Temp should be above freezing to 6°C

		Comments:
Chain of Custody Present:	☑Yes ☐No ☐N/A	1.
Chain of Custody Filled Out:	☑Yes ☐No ☐N/A	2.
Chain of Custody Relinquished:	☑Yes ☐No ☐N/A	3.
Sampler Name & Signature on COC:	☐Yes ☑No ☐N/A	4.
Samples Arrived within Hold Time:	☑Yes ☐No ☐N/A	5.
Short Hold Time Analysis (<72hr):	☐Yes ☑No ☐N/A	6.
Rush Turn Around Time Requested:	☐Yes ☑No ☐N/A	7.
Sufficient Volume:	☑Yes ☐No ☐N/A	8.
Correct Containers Used:	☑Yes ☐No ☐N/A	9.
-Pace Containers Used:	☑Yes ☐No ☐N/A	
Containers Intact:	☑Yes ☐No ☐N/A	10.
Filtered volume received for Dissolved tests	☐Yes ☐No ☑N/A	11.
Sample Labels match COC:	☑Yes ☐No ☐N/A	12.
-Includes date/time/ID/Analysis Matrix: SL		
All containers needing acid/base preservation have been checked. Noncompliance are noted in 13.	☐Yes ☐No ☑N/A	13. ☐ HNO3 ☐ H2SO4 ☐ NaOH ☐ HCl
All containers needing preservation are found to be in compliance with EPA recommendation.	☐Yes ☐No ☑N/A	Samp #
Exceptions: VOA,Coliform, TOC, Oil and Grease, WI-DRO (water)	☐Yes ☑No	Initial when completed / Lot # of added preservative
Samples checked for dechlorination:	☐Yes ☐No ☑N/A	14.
Headspace in VOA Vials (>6mm):	☐Yes ☐No ☑N/A	15.
Trip Blank Present:	☐Yes ☐No ☑N/A	16.
Trip Blank Custody Seals Present	☐Yes ☐No ☑N/A	
Pace Trip Blank Lot # (if purchased):		

Client Notification/ Resolution: Field Data Required? Y / N

Person Contacted: _____ Date/Time: _____

Comments/ Resolution: _____

Project Manager Review: NAH **Date:** 11/10/10

Note: Whenever there is a discrepancy affecting North Carolina compliance samples, a copy of this form will be sent to the North Carolina DENR.

Pace Analytical Services, Inc.
1700 Elm Street - Suite 200
Minneapolis, MN 55414

Tel: 612-607-1700
Fax: 612- 607-6444

Reporting Flags

A = Reporting Limit based on signal to noise

B = Less than 10x higher than method blank level

C = Result obtained from confirmation analysis

D = Result obtained from analysis of diluted sample

E = Exceeds calibration range

I = Interference present

J = Estimated value

Nn = Value obtained from additional analysis

P = PCDE Interference

R = Recovery outside target range

S = Peak saturated

U = Analyte not detected

V = Result verified by confirmation analysis

X = %D Exceeds limits

Y = Calculated using average of daily RFs

* = See Discussion

This report shall not be reproduced, except in full,
without the written consent of Pace Analytical Services, Inc.

Appendix B

Sample Analysis Summary

Pace Analytical Services, Inc.
1700 Elm Street - Suite 200
Minneapolis, MN 55414

Tel: 612-607-1700
Fax: 612- 607-6444

Method 8290 Sample Analysis Results

Client - PASI Seattle

Client's Sample ID	CNF-3-1-1.5		
Lab Sample ID	255663001		
Filename	P101119A_04		
Injected By	BAL		
Total Amount Extracted	1.07 g	Matrix	Solid
% Moisture	7.8	Dilution	NA
Dry Weight Extracted	0.987 g	Collected	11/09/2010 08:05
ICAL ID	P100312	Received	11/10/2010 10:00
CCal Filename(s)	P101118B_17 & P101119A_17	Extracted	11/15/2010 15:45
Method Blank ID	BLANK-26969	Analyzed	11/19/2010 10:17

Native Isomers	Conc ng/Kg	EMPC ng/Kg	EDL ng/Kg		Internal Standards	ng's Added	Percent Recovery
2,3,7,8-TCDF	11.0	-----	2.30		2,3,7,8-TCDF-13C	2.00	64
Total TCDF	160.0	-----	2.30		2,3,7,8-TCDD-13C	2.00	71
					1,2,3,7,8-PeCDF-13C	2.00	67
2,3,7,8-TCDD	3.3	-----	1.10	J	2,3,4,7,8-PeCDF-13C	2.00	72
Total TCDD	130.0	-----	1.10		1,2,3,7,8-PeCDD-13C	2.00	80
					1,2,3,4,7,8-HxCDF-13C	2.00	75
1,2,3,7,8-PeCDF	19.0	-----	0.95	J	1,2,3,6,7,8-HxCDF-13C	2.00	75
2,3,4,7,8-PeCDF	110.0	-----	1.30		2,3,4,6,7,8-HxCDF-13C	2.00	72
Total PeCDF	870.0	-----	1.10		1,2,3,7,8,9-HxCDF-13C	2.00	73
					1,2,3,4,7,8-HxCDD-13C	2.00	77
1,2,3,7,8-PeCDD	19.0	-----	2.10	J	1,2,3,6,7,8-HxCDD-13C	2.00	82
Total PeCDD	270.0	-----	2.10		1,2,3,4,6,7,8-HpCDF-13C	2.00	73
					1,2,3,4,7,8,9-HpCDF-13C	2.00	72
1,2,3,4,7,8-HxCDF	320.0	-----	2.90		1,2,3,4,6,7,8-HpCDD-13C	2.00	84
1,2,3,6,7,8-HxCDF	-----	490	1.90	P	OCDD-13C	4.00	66
2,3,4,6,7,8-HxCDF	59.0	-----	1.90				
1,2,3,7,8,9-HxCDF	66.0	-----	2.20		1,2,3,4-TCDD-13C	2.00	NA
Total HxCDF	3300.0	-----	2.20		1,2,3,7,8,9-HxCDD-13C	2.00	NA
1,2,3,4,7,8-HxCDD	36.0	-----	2.10	J	2,3,7,8-TCDD-37Cl4	0.20	74
1,2,3,6,7,8-HxCDD	170.0	-----	2.20				
1,2,3,7,8,9-HxCDD	78.0	-----	2.30				
Total HxCDD	1000.0	-----	2.20				
1,2,3,4,6,7,8-HpCDF	2000.0	-----	3.10		Total 2,3,7,8-TCDD		
1,2,3,4,7,8,9-HpCDF	160.0	-----	4.20		Equivalence: 210 ng/Kg		
Total HpCDF	7600.0	-----	3.70		(Using 2005 WHO Factors - Using PRL/2 where ND)		
1,2,3,4,6,7,8-HpCDD	4600.0	-----	5.70				
Total HpCDD	7300.0	-----	5.70				
OCDF	6800.0	-----	1.80				
OCDD	50000.0	-----	1.30				

Conc = Concentration (Totals include 2,3,7,8-substituted isomers).
EMPC = Estimated Maximum Possible Concentration
EDL = Estimated Detection Limit

ND = Not Detected
NA = Not Applicable
NC = Not Calculated

Results reported on a dry weight basis and are valid to no more than 2 significant figures.
J = Estimated value
P = PCDE Interference

REPORT OF LABORATORY ANALYSIS

This report shall not be reproduced, except in full,
without the written consent of Pace Analytical Services, Inc.

Pace Analytical Services, Inc.
1700 Elm Street - Suite 200
Minneapolis, MN 55414

Tel: 612-607-1700
Fax: 612- 607-6444

Method 8290 Sample Analysis Results

Client - PASI Seattle

Client's Sample ID	CNF-3-2-1.5		
Lab Sample ID	255663002		
Filename	F101118A_10		
Injected By	SMT		
Total Amount Extracted	12.6 g	Matrix	Solid
% Moisture	5.3	Dilution	NA
Dry Weight Extracted	11.9 g	Collected	11/09/2010 08:10
ICAL ID	F101012	Received	11/10/2010 10:00
CCal Filename(s)	F101117B_19 & F101118A_18	Extracted	11/15/2010 15:45
Method Blank ID	BLANK-26969	Analyzed	11/18/2010 11:32

Native Isomers	Conc ng/Kg	EMPC ng/Kg	EDL ng/Kg		Internal Standards	ng's Added	Percent Recovery
2,3,7,8-TCDF	0.180	-----	0.100	BJ	2,3,7,8-TCDF-13C	2.00	72
Total TCDF	1.200	-----	0.100	B	2,3,7,8-TCDD-13C	2.00	72
					1,2,3,7,8-PeCDF-13C	2.00	78
2,3,7,8-TCDD	ND	-----	0.140		2,3,4,7,8-PeCDF-13C	2.00	93
Total TCDD	ND	-----	0.140		1,2,3,7,8-PeCDD-13C	2.00	91
					1,2,3,4,7,8-HxCDF-13C	2.00	62
1,2,3,7,8-PeCDF	ND	-----	0.130		1,2,3,6,7,8-HxCDF-13C	2.00	75
2,3,4,7,8-PeCDF	0.180	-----	0.082	J	2,3,4,6,7,8-HxCDF-13C	2.00	69
Total PeCDF	0.930	-----	0.100	BJ	1,2,3,7,8,9-HxCDF-13C	2.00	75
					1,2,3,4,7,8-HxCDD-13C	2.00	61
1,2,3,7,8-PeCDD	ND	-----	0.091		1,2,3,6,7,8-HxCDD-13C	2.00	74
Total PeCDD	0.160	-----	0.091	J	1,2,3,4,6,7,8-HpCDF-13C	2.00	56
					1,2,3,4,7,8,9-HpCDF-13C	2.00	57
1,2,3,4,7,8-HxCDF	-----	0.51	0.055	P	1,2,3,4,6,7,8-HpCDD-13C	2.00	54
1,2,3,6,7,8-HxCDF	0.100	-----	0.052	J	OCDD-13C	4.00	55
2,3,4,6,7,8-HxCDF	0.120	-----	0.050	J			
1,2,3,7,8,9-HxCDF	ND	-----	0.069		1,2,3,4-TCDD-13C	2.00	NA
Total HxCDF	0.700	-----	0.056	BJ	1,2,3,7,8,9-HxCDD-13C	2.00	NA
1,2,3,4,7,8-HxCDD	0.080	-----	0.074	J	2,3,7,8-TCDD-37Cl4	0.20	67
1,2,3,6,7,8-HxCDD	0.120	-----	0.048	J			
1,2,3,7,8,9-HxCDD	0.086	-----	0.056	J			
Total HxCDD	0.570	-----	0.059	J			
1,2,3,4,6,7,8-HpCDF	0.720	-----	0.096	J	Total 2,3,7,8-TCDD		
1,2,3,4,7,8,9-HpCDF	ND	-----	0.140		Equivalence: 0.29 ng/Kg		
Total HpCDF	0.720	-----	0.120	J	(Using 2005 WHO Factors - Using PRL/2 where ND)		
1,2,3,4,6,7,8-HpCDD	2.500	-----	0.210	J			
Total HpCDD	5.100	-----	0.210				
OCDF	2.500	-----	0.170	J			
OCDD	28.000	-----	0.490				

Conc = Concentration (Totals include 2,3,7,8-substituted isomers).
EMPC = Estimated Maximum Possible Concentration
EDL = Estimated Detection Limit

ND = Not Detected
NA = Not Applicable
NC = Not Calculated

Results reported on a dry weight basis and are valid to no more than 2 significant figures.
J = Estimated value
B = Less than 10x higher than method blank level
P = PCDE Interference

REPORT OF LABORATORY ANALYSIS

This report shall not be reproduced, except in full,
without the written consent of Pace Analytical Services, Inc.

Pace Analytical Services, Inc.
1700 Elm Street - Suite 200
Minneapolis, MN 55414

Tel: 612-607-1700
Fax: 612- 607-6444

Method 8290 Sample Analysis Results

Client - PASI Seattle

Client's Sample ID	CNF-3-3-1.5		
Lab Sample ID	255663003		
Filename	P101119A_05		
Injected By	BAL		
Total Amount Extracted	1.29 g	Matrix	Solid
% Moisture	11.5	Dilution	NA
Dry Weight Extracted	1.14 g	Collected	11/09/2010 08:15
ICAL ID	P100312	Received	11/10/2010 10:00
CCal Filename(s)	P101118B_17 & P101119A_17	Extracted	11/15/2010 15:45
Method Blank ID	BLANK-26969	Analyzed	11/19/2010 11:02

Native Isomers	Conc ng/Kg	EMPC ng/Kg	EDL ng/Kg		Internal Standards	ng's Added	Percent Recovery
2,3,7,8-TCDF	4.4	-----	1.30	J	2,3,7,8-TCDF-13C	2.00	69
Total TCDF	53.0	-----	1.30		2,3,7,8-TCDD-13C	2.00	78
					1,2,3,7,8-PeCDF-13C	2.00	69
2,3,7,8-TCDD	ND	-----	1.30		2,3,4,7,8-PeCDF-13C	2.00	74
Total TCDD	18.0	-----	1.30		1,2,3,7,8-PeCDD-13C	2.00	82
					1,2,3,4,7,8-HxCDF-13C	2.00	70
1,2,3,7,8-PeCDF	5.8	-----	1.30	J	1,2,3,6,7,8-HxCDF-13C	2.00	71
2,3,4,7,8-PeCDF	15.0	-----	1.40	J	2,3,4,6,7,8-HxCDF-13C	2.00	70
Total PeCDF	120.0	-----	1.30		1,2,3,7,8,9-HxCDF-13C	2.00	71
					1,2,3,4,7,8-HxCDD-13C	2.00	74
1,2,3,7,8-PeCDD	3.2	-----	1.70	J	1,2,3,6,7,8-HxCDD-13C	2.00	79
Total PeCDD	71.0	-----	1.70		1,2,3,4,6,7,8-HpCDF-13C	2.00	69
					1,2,3,4,7,8,9-HpCDF-13C	2.00	67
1,2,3,4,7,8-HxCDF	42.0	-----	1.10	J	1,2,3,4,6,7,8-HpCDD-13C	2.00	78
1,2,3,6,7,8-HxCDF	-----	14	0.79	P	OCDD-13C	4.00	56
2,3,4,6,7,8-HxCDF	10.0	-----	0.92	J			
1,2,3,7,8,9-HxCDF	7.9	-----	1.40	J	1,2,3,4-TCDD-13C	2.00	NA
Total HxCDF	260.0	-----	1.10		1,2,3,7,8,9-HxCDD-13C	2.00	NA
1,2,3,4,7,8-HxCDD	3.8	-----	1.40	J	2,3,7,8-TCDD-37Cl4	0.20	81
1,2,3,6,7,8-HxCDD	15.0	-----	1.50	J			
1,2,3,7,8,9-HxCDD	6.8	-----	1.40	J			
Total HxCDD	140.0	-----	1.40				
1,2,3,4,6,7,8-HpCDF	89.0	-----	1.20		Total 2,3,7,8-TCDD		
1,2,3,4,7,8,9-HpCDF	9.3	-----	1.70	J	Equivalence: 22 ng/Kg		
Total HpCDF	290.0	-----	1.50		(Using 2005 WHO Factors - Using PRL/2 where ND)		
1,2,3,4,6,7,8-HpCDD	240.0	-----	2.10				
Total HpCDD	440.0	-----	2.10				
OCDF	150.0	-----	2.30				
OCDD	3000.0	-----	2.00				

Conc = Concentration (Totals include 2,3,7,8-substituted isomers).
EMPC = Estimated Maximum Possible Concentration
EDL = Estimated Detection Limit

ND = Not Detected
NA = Not Applicable
NC = Not Calculated

Results reported on a dry weight basis and are valid to no more than 2 significant figures.
J = Estimated value
P = PCDE Interference

REPORT OF LABORATORY ANALYSIS

This report shall not be reproduced, except in full,
without the written consent of Pace Analytical Services, Inc.

Pace Analytical Services, Inc.
1700 Elm Street - Suite 200
Minneapolis, MN 55414

Tel: 612-607-1700
Fax: 612- 607-6444

Method 8290 Sample Analysis Results

Client - PASI Seattle

Client's Sample ID	CNF-3-4-1.5		
Lab Sample ID	255663004		
Filename	P101119A_03		
Injected By	BAL		
Total Amount Extracted	12.4 g	Matrix	Solid
% Moisture	10.3	Dilution	10
Dry Weight Extracted	11.1 g	Collected	11/09/2010 08:25
ICAL ID	P100312	Received	11/10/2010 10:00
CCal Filename(s)	P101118B_17 & P101119A_17	Extracted	11/15/2010 15:45
Method Blank ID	BLANK-26969	Analyzed	11/19/2010 09:31

Native Isomers	Conc ng/Kg	EMPC ng/Kg	EDL ng/Kg		Internal Standards	ng's Added	Percent Recovery	
2,3,7,8-TCDF	0.93	-----	0.82	BJD	2,3,7,8-TCDF-13C	2.00	70	D
Total TCDF	12.00	-----	0.82	BD	2,3,7,8-TCDD-13C	2.00	81	D
					1,2,3,7,8-PeCDF-13C	2.00	73	D
2,3,7,8-TCDD	ND	-----	1.00		2,3,4,7,8-PeCDF-13C	2.00	76	D
Total TCDD	7.90	-----	1.00	JD	1,2,3,7,8-PeCDD-13C	2.00	85	D
					1,2,3,4,7,8-HxCDF-13C	2.00	70	D
1,2,3,7,8-PeCDF	-----	1.40	0.83	I	1,2,3,6,7,8-HxCDF-13C	2.00	69	D
2,3,4,7,8-PeCDF	8.00	-----	0.80	JD	2,3,4,6,7,8-HxCDF-13C	2.00	68	D
Total PeCDF	53.00	-----	0.81	D	1,2,3,7,8,9-HxCDF-13C	2.00	67	D
					1,2,3,4,7,8-HxCDD-13C	2.00	74	D
1,2,3,7,8-PeCDD	-----	1.20	1.10	I	1,2,3,6,7,8-HxCDD-13C	2.00	76	D
Total PeCDD	9.80	-----	1.10	JD	1,2,3,4,6,7,8-HpCDF-13C	2.00	66	D
					1,2,3,4,7,8,9-HpCDF-13C	2.00	59	D
1,2,3,4,7,8-HxCDF	14.00	-----	0.79	JD	1,2,3,4,6,7,8-HpCDD-13C	2.00	73	D
1,2,3,6,7,8-HxCDF	3.00	-----	0.81	JD	OCDD-13C	4.00	41	D
2,3,4,6,7,8-HxCDF	-----	1.90	0.66	I				
1,2,3,7,8,9-HxCDF	3.10	-----	0.72	JD	1,2,3,4-TCDD-13C	2.00	NA	
Total HxCDF	92.00	-----	0.74	D	1,2,3,7,8,9-HxCDD-13C	2.00	NA	
1,2,3,4,7,8-HxCDD	-----	0.87	0.75	I	2,3,7,8-TCDD-37Cl4	0.20	82	D
1,2,3,6,7,8-HxCDD	4.40	-----	0.74	JD				
1,2,3,7,8,9-HxCDD	1.60	-----	0.74	JD				
Total HxCDD	33.00	-----	0.74	JD				
1,2,3,4,6,7,8-HpCDF	20.00	-----	0.68	JD	Total 2,3,7,8-TCDD			
1,2,3,4,7,8,9-HpCDF	2.30	-----	0.94	JD	Equivalence: 7.2 ng/Kg			
Total HpCDF	63.00	-----	0.81	D	(Using 2005 WHO Factors - Using PRL/2 where ND)			
1,2,3,4,6,7,8-HpCDD	55.00	-----	0.62	D				
Total HpCDD	110.00	-----	0.62	D				
OCDF	19.00	-----	1.50	JD				
OCDD	650.00	-----	1.40	D				

Conc = Concentration (Totals include 2,3,7,8-substituted isomers).
EMPC = Estimated Maximum Possible Concentration
EDL = Estimated Detection Limit

ND = Not Detected
NA = Not Applicable
NC = Not Calculated

Results reported on a dry weight basis and are valid to no more than 2 significant figures.
J = Estimated value
B = Less than 10x higher than method blank level
I = Interference present
D = Result obtained from analysis of diluted sample

REPORT OF LABORATORY ANALYSIS

This report shall not be reproduced, except in full,
without the written consent of Pace Analytical Services, Inc.

Pace Analytical Services, Inc.
1700 Elm Street - Suite 200
Minneapolis, MN 55414

Tel: 612-607-1700
Fax: 612- 607-6444

Method 8290 Sample Analysis Results

Client - PASI Seattle

Client's Sample ID	CNF-3-5-1		
Lab Sample ID	255663005		
Filename	F101118A_11		
Injected By	SMT		
Total Amount Extracted	12.8 g	Matrix	Solid
% Moisture	7.8	Dilution	NA
Dry Weight Extracted	11.8 g	Collected	11/09/2010 08:28
ICAL ID	F101012	Received	11/10/2010 10:00
CCal Filename(s)	F101117B_19 & F101118A_18	Extracted	11/15/2010 15:45
Method Blank ID	BLANK-26969	Analyzed	11/18/2010 12:18

Native Isomers	Conc ng/Kg	EMPC ng/Kg	EDL ng/Kg		Internal Standards	ng's Added	Percent Recovery
2,3,7,8-TCDF	ND	-----	0.150		2,3,7,8-TCDF-13C	2.00	77
Total TCDF	1.700	-----	0.150	B	2,3,7,8-TCDD-13C	2.00	77
					1,2,3,7,8-PeCDF-13C	2.00	86
2,3,7,8-TCDD	ND	-----	0.140		2,3,4,7,8-PeCDF-13C	2.00	94
Total TCDD	0.150	-----	0.140	J	1,2,3,7,8-PeCDD-13C	2.00	98
					1,2,3,4,7,8-HxCDF-13C	2.00	75
1,2,3,7,8-PeCDF	ND	-----	0.160		1,2,3,6,7,8-HxCDF-13C	2.00	68
2,3,4,7,8-PeCDF	0.110	-----	0.099	J	2,3,4,6,7,8-HxCDF-13C	2.00	69
Total PeCDF	0.940	-----	0.130	BJ	1,2,3,7,8,9-HxCDF-13C	2.00	74
					1,2,3,4,7,8-HxCDD-13C	2.00	70
1,2,3,7,8-PeCDD	ND	-----	0.075		1,2,3,6,7,8-HxCDD-13C	2.00	66
Total PeCDD	ND	-----	0.075		1,2,3,4,6,7,8-HpCDF-13C	2.00	54
					1,2,3,4,7,8,9-HpCDF-13C	2.00	56
1,2,3,4,7,8-HxCDF	0.290	-----	0.093	BJ	1,2,3,4,6,7,8-HpCDD-13C	2.00	54
1,2,3,6,7,8-HxCDF	0.087	-----	0.072	J	OCDD-13C	4.00	50
2,3,4,6,7,8-HxCDF	0.083	-----	0.076	J			
1,2,3,7,8,9-HxCDF	ND	-----	0.100		1,2,3,4-TCDD-13C	2.00	NA
Total HxCDF	1.100	-----	0.086	BJ	1,2,3,7,8,9-HxCDD-13C	2.00	NA
1,2,3,4,7,8-HxCDD	ND	-----	0.093		2,3,7,8-TCDD-37Cl4	0.20	75
1,2,3,6,7,8-HxCDD	ND	-----	0.100				
1,2,3,7,8,9-HxCDD	ND	-----	0.120				
Total HxCDD	0.700	-----	0.100	J			
1,2,3,4,6,7,8-HpCDF	0.670	-----	0.120	J	Total 2,3,7,8-TCDD		
1,2,3,4,7,8,9-HpCDF	ND	-----	0.160		Equivalence: 0.25 ng/Kg		
Total HpCDF	0.670	-----	0.140	J	(Using 2005 WHO Factors - Using PRL/2 where ND)		
1,2,3,4,6,7,8-HpCDD	2.400	-----	0.130	J			
Total HpCDD	5.400	-----	0.130				
OCDF	1.800	-----	0.180	J			
OCDD	21.000	-----	0.320				

Conc = Concentration (Totals include 2,3,7,8-substituted isomers).
EMPC = Estimated Maximum Possible Concentration
EDL = Estimated Detection Limit

ND = Not Detected
NA = Not Applicable
NC = Not Calculated

Results reported on a dry weight basis and are valid to no more than 2 significant figures.
J = Estimated value
B = Less than 10x higher than method blank level

REPORT OF LABORATORY ANALYSIS

This report shall not be reproduced, except in full,
without the written consent of Pace Analytical Services, Inc.

Pace Analytical Services, Inc.
1700 Elm Street - Suite 200
Minneapolis, MN 55414

Tel: 612-607-1700
Fax: 612- 607-6444

Method 8290 Sample Analysis Results

Client - PASI Seattle

Client's Sample ID	CNF-3-6-1		
Lab Sample ID	255663006		
Filename	P101118B_13		
Injected By	BAL		
Total Amount Extracted	13.9 g	Matrix	Solid
% Moisture	7.6	Dilution	NA
Dry Weight Extracted	12.8 g	Collected	11/09/2010 08:32
ICAL ID	P100312	Received	11/10/2010 10:00
CCal Filename(s)	P101118B_01 & P101119B_17	Extracted	11/16/2010 18:30
Method Blank ID	BLANK-26974	Analyzed	11/19/2010 04:10

Native Isomers	Conc ng/Kg	EMPC ng/Kg	EDL ng/Kg		Internal Standards	ng's Added	Percent Recovery
2,3,7,8-TCDF	0.120	-----	0.110	J	2,3,7,8-TCDF-13C	2.00	73
Total TCDF	0.920	-----	0.110	B	2,3,7,8-TCDD-13C	2.00	80
					1,2,3,7,8-PeCDF-13C	2.00	68
2,3,7,8-TCDD	ND	-----	0.160		2,3,4,7,8-PeCDF-13C	2.00	78
Total TCDD	0.360	-----	0.160	J	1,2,3,7,8-PeCDD-13C	2.00	81
					1,2,3,4,7,8-HxCDF-13C	2.00	75
1,2,3,7,8-PeCDF	ND	-----	0.180		1,2,3,6,7,8-HxCDF-13C	2.00	77
2,3,4,7,8-PeCDF	0.180	-----	0.130	J	2,3,4,6,7,8-HxCDF-13C	2.00	75
Total PeCDF	1.600	-----	0.150	J	1,2,3,7,8,9-HxCDF-13C	2.00	76
					1,2,3,4,7,8-HxCDD-13C	2.00	77
1,2,3,7,8-PeCDD	ND	-----	0.130		1,2,3,6,7,8-HxCDD-13C	2.00	83
Total PeCDD	1.500	-----	0.130	J	1,2,3,4,6,7,8-HpCDF-13C	2.00	73
					1,2,3,4,7,8,9-HpCDF-13C	2.00	72
1,2,3,4,7,8-HxCDF	0.310	-----	0.083	J	1,2,3,4,6,7,8-HpCDD-13C	2.00	79
1,2,3,6,7,8-HxCDF	-----	0.74	0.069	P	OCDD-13C	4.00	61
2,3,4,6,7,8-HxCDF	0.180	-----	0.072	J			
1,2,3,7,8,9-HxCDF	0.096	-----	0.078	J	1,2,3,4-TCDD-13C	2.00	NA
Total HxCDF	3.800	-----	0.075	J	1,2,3,7,8,9-HxCDD-13C	2.00	NA
1,2,3,4,7,8-HxCDD	0.120	-----	0.092	J	2,3,7,8-TCDD-37Cl4	0.20	86
1,2,3,6,7,8-HxCDD	0.420	-----	0.098	J			
1,2,3,7,8,9-HxCDD	0.190	-----	0.094	J			
Total HxCDD	4.000	-----	0.095				
1,2,3,4,6,7,8-HpCDF	2.200	-----	0.099	J	Total 2,3,7,8-TCDD		
1,2,3,4,7,8,9-HpCDF	0.200	-----	0.079	J	Equivalence: 0.47 ng/Kg		
Total HpCDF	7.100	-----	0.089		(Using 2005 WHO Factors - Using PRL/2 where ND)		
1,2,3,4,6,7,8-HpCDD	8.000	-----	0.120				
Total HpCDD	17.000	-----	0.120				
OCDF	5.800	-----	0.130	J			
OCDD	63.000	-----	0.110				

Conc = Concentration (Totals include 2,3,7,8-substituted isomers).
EMPC = Estimated Maximum Possible Concentration
EDL = Estimated Detection Limit

ND = Not Detected
NA = Not Applicable
NC = Not Calculated

Results reported on a dry weight basis and are valid to no more than 2 significant figures.
J = Estimated value
B = Less than 10x higher than method blank level
P = PCDE Interference

REPORT OF LABORATORY ANALYSIS

This report shall not be reproduced, except in full,
without the written consent of Pace Analytical Services, Inc.

Pace Analytical Services, Inc.
1700 Elm Street - Suite 200
Minneapolis, MN 55414

Tel: 612-607-1700
Fax: 612- 607-6444

Method 8290 Sample Analysis Results

Client - PASI Seattle

Client's Sample ID	CNF-3-7-2.5		
Lab Sample ID	255663007		
Filename	F101119A_08		
Injected By	BAL		
Total Amount Extracted	10.2 g	Matrix	Solid
% Moisture	4.4	Dilution	NA
Dry Weight Extracted	9.79 g	Collected	11/09/2010 08:35
ICAL ID	F101012	Received	11/10/2010 10:00
CCal Filename(s)	F101118B_12 & F101119A_17	Extracted	11/16/2010 18:30
Method Blank ID	BLANK-26974	Analyzed	11/19/2010 08:56

Native Isomers	Conc ng/Kg	EMPC ng/Kg	EDL ng/Kg		Internal Standards	ng's Added	Percent Recovery
2,3,7,8-TCDF	0.75	-----	0.21	J	2,3,7,8-TCDF-13C	2.00	68
Total TCDF	9.20	-----	0.21		2,3,7,8-TCDD-13C	2.00	73
					1,2,3,7,8-PeCDF-13C	2.00	81
2,3,7,8-TCDD	0.22	-----	0.16	J	2,3,4,7,8-PeCDF-13C	2.00	91
Total TCDD	7.30	-----	0.16		1,2,3,7,8-PeCDD-13C	2.00	97
					1,2,3,4,7,8-HxCDF-13C	2.00	70
1,2,3,7,8-PeCDF	1.50	-----	0.73	J	1,2,3,6,7,8-HxCDF-13C	2.00	78
2,3,4,7,8-PeCDF	6.20	-----	0.43		2,3,4,6,7,8-HxCDF-13C	2.00	73
Total PeCDF	46.00	-----	0.58		1,2,3,7,8,9-HxCDF-13C	2.00	75
					1,2,3,4,7,8-HxCDD-13C	2.00	66
1,2,3,7,8-PeCDD	1.70	-----	0.35	J	1,2,3,6,7,8-HxCDD-13C	2.00	81
Total PeCDD	16.00	-----	0.35		1,2,3,4,6,7,8-HpCDF-13C	2.00	67
					1,2,3,4,7,8,9-HpCDF-13C	2.00	63
1,2,3,4,7,8-HxCDF	21.00	-----	0.49		1,2,3,4,6,7,8-HpCDD-13C	2.00	72
1,2,3,6,7,8-HxCDF	4.50	-----	0.50	J	OCDD-13C	4.00	62
2,3,4,6,7,8-HxCDF	3.70	-----	0.52	J			
1,2,3,7,8,9-HxCDF	2.70	-----	0.68	J	1,2,3,4-TCDD-13C	2.00	NA
Total HxCDF	78.00	-----	0.55		1,2,3,7,8,9-HxCDD-13C	2.00	NA
1,2,3,4,7,8-HxCDD	2.10	-----	0.26	J	2,3,7,8-TCDD-37Cl4	0.20	75
1,2,3,6,7,8-HxCDD	6.80	-----	0.23				
1,2,3,7,8,9-HxCDD	3.90	-----	0.30	J			
Total HxCDD	60.00	-----	0.26				
1,2,3,4,6,7,8-HpCDF	63.00	-----	0.70		Total 2,3,7,8-TCDD		
1,2,3,4,7,8,9-HpCDF	5.40	-----	1.20		Equivalence: 12 ng/Kg		
Total HpCDF	68.00	-----	0.97		(Using 2005 WHO Factors - Using PRL/2 where ND)		
1,2,3,4,6,7,8-HpCDD	210.00	-----	1.30				
Total HpCDD	470.00	-----	1.30				
OCDF	330.00	-----	0.61				
OCDD	1900.00	-----	0.30				

Conc = Concentration (Totals include 2,3,7,8-substituted isomers).
EMPC = Estimated Maximum Possible Concentration
EDL = Estimated Detection Limit

ND = Not Detected
NA = Not Applicable
NC = Not Calculated

Results reported on a dry weight basis and are valid to no more than 2 significant figures.
J = Estimated value

REPORT OF LABORATORY ANALYSIS

This report shall not be reproduced, except in full,
without the written consent of Pace Analytical Services, Inc.

Pace Analytical Services, Inc.
1700 Elm Street - Suite 200
Minneapolis, MN 55414

Tel: 612-607-1700
Fax: 612- 607-6444

Method 8290 Sample Analysis Results

Client - PASI Seattle

Client's Sample ID	CNF-3-8-2.5		
Lab Sample ID	255663008		
Filename	P101118B_07		
Injected By	BAL		
Total Amount Extracted	12.3 g	Matrix	Solid
% Moisture	7.7	Dilution	NA
Dry Weight Extracted	11.4 g	Collected	11/09/2010 08:40
ICAL ID	P100312	Received	11/10/2010 10:00
CCal Filename(s)	P101118B_01 & P101118B_17	Extracted	11/16/2010 18:30
Method Blank ID	BLANK-26974	Analyzed	11/18/2010 23:36

Native Isomers	Conc ng/Kg	EMPC ng/Kg	EDL ng/Kg		Internal Standards	ng's Added	Percent Recovery
2,3,7,8-TCDF	0.20	-----	0.170	J	2,3,7,8-TCDF-13C	2.00	51
Total TCDF	2.40	-----	0.170		2,3,7,8-TCDD-13C	2.00	58
					1,2,3,7,8-PeCDF-13C	2.00	60
2,3,7,8-TCDD	ND	-----	0.160		2,3,4,7,8-PeCDF-13C	2.00	71
Total TCDD	4.40	-----	0.160		1,2,3,7,8-PeCDD-13C	2.00	74
					1,2,3,4,7,8-HxCDF-13C	2.00	68
1,2,3,7,8-PeCDF	0.30	-----	0.110	J	1,2,3,6,7,8-HxCDF-13C	2.00	70
2,3,4,7,8-PeCDF	0.95	-----	0.062	J	2,3,4,6,7,8-HxCDF-13C	2.00	71
Total PeCDF	7.80	-----	0.088		1,2,3,7,8,9-HxCDF-13C	2.00	71
					1,2,3,4,7,8-HxCDD-13C	2.00	77
1,2,3,7,8-PeCDD	0.27	-----	0.150	J	1,2,3,6,7,8-HxCDD-13C	2.00	76
Total PeCDD	6.40	-----	0.150		1,2,3,4,6,7,8-HpCDF-13C	2.00	71
					1,2,3,4,7,8,9-HpCDF-13C	2.00	70
1,2,3,4,7,8-HxCDF	2.70	-----	0.130	J	1,2,3,4,6,7,8-HpCDD-13C	2.00	77
1,2,3,6,7,8-HxCDF	-----	6.2	0.110	P	OCDD-13C	4.00	63
2,3,4,6,7,8-HxCDF	1.00	-----	0.094	J			
1,2,3,7,8,9-HxCDF	0.64	-----	0.100	J	1,2,3,4-TCDD-13C	2.00	NA
Total HxCDF	29.00	-----	0.110		1,2,3,7,8,9-HxCDD-13C	2.00	NA
1,2,3,4,7,8-HxCDD	0.53	-----	0.095	J	2,3,7,8-TCDD-37Cl4	0.20	63
1,2,3,6,7,8-HxCDD	1.70	-----	0.120	J			
1,2,3,7,8,9-HxCDD	0.77	-----	0.095	J			
Total HxCDD	16.00	-----	0.100				
1,2,3,4,6,7,8-HpCDF	17.00	-----	0.088		Total 2,3,7,8-TCDD		
1,2,3,4,7,8,9-HpCDF	1.40	-----	0.110	J	Equivalence: 2.1 ng/Kg		
Total HpCDF	61.00	-----	0.100		(Using 2005 WHO Factors - Using PRL/2 where ND)		
1,2,3,4,6,7,8-HpCDD	43.00	-----	0.210				
Total HpCDD	82.00	-----	0.210				
OCDF	51.00	-----	0.100				
OCDD	400.00	-----	0.053				

Conc = Concentration (Totals include 2,3,7,8-substituted isomers).
EMPC = Estimated Maximum Possible Concentration
EDL = Estimated Detection Limit

ND = Not Detected
NA = Not Applicable
NC = Not Calculated

Results reported on a dry weight basis and are valid to no more than 2 significant figures.
J = Estimated value
P = PCDE Interference

REPORT OF LABORATORY ANALYSIS

This report shall not be reproduced, except in full,
without the written consent of Pace Analytical Services, Inc.

Pace Analytical Services, Inc.
1700 Elm Street - Suite 200
Minneapolis, MN 55414

Tel: 612-607-1700
Fax: 612- 607-6444

Method 8290 Sample Analysis Results

Client - PASI Seattle

Client's Sample ID	CNF-3-9-2.5		
Lab Sample ID	255663009		
Filename	F101119A_09		
Injected By	BAL		
Total Amount Extracted	12.1 g	Matrix	Solid
% Moisture	6.8	Dilution	NA
Dry Weight Extracted	11.3 g	Collected	11/09/2010 08:43
ICAL ID	F101012	Received	11/10/2010 10:00
CCal Filename(s)	F101118B_12 & F101119A_17	Extracted	11/16/2010 18:30
Method Blank ID	BLANK-26974	Analyzed	11/19/2010 09:42

Native Isomers	Conc ng/Kg	EMPC ng/Kg	EDL ng/Kg		Internal Standards	ng's Added	Percent Recovery
2,3,7,8-TCDF	0.51	-----	0.20	J	2,3,7,8-TCDF-13C	2.00	70
Total TCDF	6.90	-----	0.20		2,3,7,8-TCDD-13C	2.00	76
					1,2,3,7,8-PeCDF-13C	2.00	75
2,3,7,8-TCDD	ND	-----	0.23		2,3,4,7,8-PeCDF-13C	2.00	87
Total TCDD	13.00	-----	0.23		1,2,3,7,8-PeCDD-13C	2.00	91
					1,2,3,4,7,8-HxCDF-13C	2.00	66
1,2,3,7,8-PeCDF	0.67	-----	0.15	J	1,2,3,6,7,8-HxCDF-13C	2.00	69
2,3,4,7,8-PeCDF	2.30	-----	0.10	J	2,3,4,6,7,8-HxCDF-13C	2.00	65
Total PeCDF	16.00	-----	0.13		1,2,3,7,8,9-HxCDF-13C	2.00	68
					1,2,3,4,7,8-HxCDD-13C	2.00	65
1,2,3,7,8-PeCDD	0.81	-----	0.36	J	1,2,3,6,7,8-HxCDD-13C	2.00	63
Total PeCDD	16.00	-----	0.36		1,2,3,4,6,7,8-HpCDF-13C	2.00	55
					1,2,3,4,7,8,9-HpCDF-13C	2.00	55
1,2,3,4,7,8-HxCDF	6.50	-----	0.26		1,2,3,4,6,7,8-HpCDD-13C	2.00	63
1,2,3,6,7,8-HxCDF	2.20	-----	0.26	J	OCDD-13C	4.00	49
2,3,4,6,7,8-HxCDF	1.20	-----	0.27	J			
1,2,3,7,8,9-HxCDF	1.10	-----	0.37	J	1,2,3,4-TCDD-13C	2.00	NA
Total HxCDF	30.00	-----	0.29		1,2,3,7,8,9-HxCDD-13C	2.00	NA
1,2,3,4,7,8-HxCDD	0.89	-----	0.33	J	2,3,7,8-TCDD-37Cl4	0.20	82
1,2,3,6,7,8-HxCDD	3.70	-----	0.30	J			
1,2,3,7,8,9-HxCDD	1.80	-----	0.30	J			
Total HxCDD	39.00	-----	0.31				
1,2,3,4,6,7,8-HpCDF	25.00	-----	0.26		Total 2,3,7,8-TCDD		
1,2,3,4,7,8,9-HpCDF	2.00	-----	0.49	J	Equivalence: 4.7 ng/Kg		
Total HpCDF	27.00	-----	0.37		(Using 2005 WHO Factors - Using PRL/2 where ND)		
1,2,3,4,6,7,8-HpCDD	70.00	-----	0.68				
Total HpCDD	130.00	-----	0.68				
OCDF	75.00	-----	0.15				
OCDD	890.00	-----	0.19				

Conc = Concentration (Totals include 2,3,7,8-substituted isomers).
EMPC = Estimated Maximum Possible Concentration
EDL = Estimated Detection Limit

ND = Not Detected
NA = Not Applicable
NC = Not Calculated

Results reported on a dry weight basis and are valid to no more than 2 significant figures.
J = Estimated value

REPORT OF LABORATORY ANALYSIS

This report shall not be reproduced, except in full,
without the written consent of Pace Analytical Services, Inc.

Pace Analytical Services, Inc.
1700 Elm Street - Suite 200
Minneapolis, MN 55414

Tel: 612-607-1700
Fax: 612- 607-6444

Method 8290 Sample Analysis Results

Client - PASI Seattle

Client's Sample ID	CNF-3-10-2.5		
Lab Sample ID	255663010		
Filename	P101118B_08		
Injected By	BAL		
Total Amount Extracted	13.0 g	Matrix	Solid
% Moisture	8.5	Dilution	NA
Dry Weight Extracted	11.9 g	Collected	11/09/2010 08:48
ICAL ID	P100312	Received	11/10/2010 10:00
CCal Filename(s)	P101118B_01 & P101118B_17	Extracted	11/16/2010 18:30
Method Blank ID	BLANK-26974	Analyzed	11/19/2010 00:21

Native Isomers	Conc ng/Kg	EMPC ng/Kg	EDL ng/Kg		Internal Standards	ng's Added	Percent Recovery
2,3,7,8-TCDF	0.47	-----	0.120	J	2,3,7,8-TCDF-13C	2.00	61
Total TCDF	8.30	-----	0.120		2,3,7,8-TCDD-13C	2.00	68
					1,2,3,7,8-PeCDF-13C	2.00	61
2,3,7,8-TCDD	0.17	-----	0.110	J	2,3,4,7,8-PeCDF-13C	2.00	71
Total TCDD	8.90	-----	0.110		1,2,3,7,8-PeCDD-13C	2.00	73
					1,2,3,4,7,8-HxCDF-13C	2.00	68
1,2,3,7,8-PeCDF	0.81	-----	0.100	J	1,2,3,6,7,8-HxCDF-13C	2.00	69
2,3,4,7,8-PeCDF	3.80	-----	0.062	J	2,3,4,6,7,8-HxCDF-13C	2.00	68
Total PeCDF	24.00	-----	0.081		1,2,3,7,8,9-HxCDF-13C	2.00	70
					1,2,3,4,7,8-HxCDD-13C	2.00	75
1,2,3,7,8-PeCDD	0.74	-----	0.100	J	1,2,3,6,7,8-HxCDD-13C	2.00	73
Total PeCDD	15.00	-----	0.100		1,2,3,4,6,7,8-HpCDF-13C	2.00	68
					1,2,3,4,7,8,9-HpCDF-13C	2.00	67
1,2,3,4,7,8-HxCDF	13.00	-----	0.110		1,2,3,4,6,7,8-HpCDD-13C	2.00	75
1,2,3,6,7,8-HxCDF	-----	4.8	0.100	P	OCDD-13C	4.00	63
2,3,4,6,7,8-HxCDF	1.80	-----	0.110	J			
1,2,3,7,8,9-HxCDF	2.10	-----	0.120	J	1,2,3,4-TCDD-13C	2.00	NA
Total HxCDF	68.00	-----	0.110		1,2,3,7,8,9-HxCDD-13C	2.00	NA
1,2,3,4,7,8-HxCDD	0.92	-----	0.096	J	2,3,7,8-TCDD-37Cl4	0.20	78
1,2,3,6,7,8-HxCDD	3.50	-----	0.099	J			
1,2,3,7,8,9-HxCDD	1.50	-----	0.081	J			
Total HxCDD	32.00	-----	0.092				
1,2,3,4,6,7,8-HpCDF	24.00	-----	0.094		Total 2,3,7,8-TCDD		
1,2,3,4,7,8,9-HpCDF	2.50	-----	0.072	J	Equivalence: 5.6 ng/Kg		
Total HpCDF	74.00	-----	0.083		(Using 2005 WHO Factors - Using PRL/2 where ND)		
1,2,3,4,6,7,8-HpCDD	64.00	-----	0.220				
Total HpCDD	120.00	-----	0.220				
OCDF	30.00	-----	0.071				
OCDD	830.00	-----	0.081				

Conc = Concentration (Totals include 2,3,7,8-substituted isomers).
EMPC = Estimated Maximum Possible Concentration
EDL = Estimated Detection Limit

ND = Not Detected
NA = Not Applicable
NC = Not Calculated

Results reported on a dry weight basis and are valid to no more than 2 significant figures.
J = Estimated value
P = PCDE Interference

REPORT OF LABORATORY ANALYSIS

This report shall not be reproduced, except in full,
without the written consent of Pace Analytical Services, Inc.

Pace Analytical Services, Inc.
1700 Elm Street - Suite 200
Minneapolis, MN 55414

Tel: 612-607-1700
Fax: 612- 607-6444

Method 8290 Sample Analysis Results

Client - PASI Seattle

Client's Sample ID	CNF-3-11-2.5		
Lab Sample ID	255663011		
Filename	P101118B_09		
Injected By	BAL		
Total Amount Extracted	13.3 g	Matrix	Solid
% Moisture	5.2	Dilution	NA
Dry Weight Extracted	12.6 g	Collected	11/09/2010 08:52
ICAL ID	P100312	Received	11/10/2010 10:00
CCal Filename(s)	P101118B_01 & P101119B_17	Extracted	11/16/2010 18:30
Method Blank ID	BLANK-26974	Analyzed	11/19/2010 01:07

Native Isomers	Conc ng/Kg	EMPC ng/Kg	EDL ng/Kg		Internal Standards	ng's Added	Percent Recovery
2,3,7,8-TCDF	ND	-----	0.100		2,3,7,8-TCDF-13C	2.00	59
Total TCDF	0.32	-----	0.100	BJ	2,3,7,8-TCDD-13C	2.00	66
					1,2,3,7,8-PeCDF-13C	2.00	63
2,3,7,8-TCDD	ND	-----	0.120		2,3,4,7,8-PeCDF-13C	2.00	72
Total TCDD	ND	-----	0.120		1,2,3,7,8-PeCDD-13C	2.00	77
					1,2,3,4,7,8-HxCDF-13C	2.00	72
1,2,3,7,8-PeCDF	ND	-----	0.100		1,2,3,6,7,8-HxCDF-13C	2.00	71
2,3,4,7,8-PeCDF	0.13	-----	0.089	J	2,3,4,6,7,8-HxCDF-13C	2.00	70
Total PeCDF	0.81	-----	0.096	J	1,2,3,7,8,9-HxCDF-13C	2.00	74
					1,2,3,4,7,8-HxCDD-13C	2.00	72
1,2,3,7,8-PeCDD	ND	-----	0.110		1,2,3,6,7,8-HxCDD-13C	2.00	78
Total PeCDD	0.35	-----	0.110	J	1,2,3,4,6,7,8-HpCDF-13C	2.00	71
					1,2,3,4,7,8,9-HpCDF-13C	2.00	72
1,2,3,4,7,8-HxCDF	0.24	-----	0.050	J	1,2,3,4,6,7,8-HpCDD-13C	2.00	79
1,2,3,6,7,8-HxCDF	-----	0.710	0.066	P	OCDD-13C	4.00	61
2,3,4,6,7,8-HxCDF	0.10	-----	0.093	J			
1,2,3,7,8,9-HxCDF	ND	-----	0.097		1,2,3,4-TCDD-13C	2.00	NA
Total HxCDF	2.60	-----	0.076	J	1,2,3,7,8,9-HxCDD-13C	2.00	NA
1,2,3,4,7,8-HxCDD	ND	-----	0.070		2,3,7,8-TCDD-37Cl4	0.20	70
1,2,3,6,7,8-HxCDD	0.24	-----	0.084	J			
1,2,3,7,8,9-HxCDD	-----	0.087	0.071	I			
Total HxCDD	0.94	-----	0.075	J			
1,2,3,4,6,7,8-HpCDF	1.40	-----	0.059	J	Total 2,3,7,8-TCDD		
1,2,3,4,7,8,9-HpCDF	0.12	-----	0.060	J	Equivalence: 0.31 ng/Kg		
Total HpCDF	5.20	-----	0.060		(Using 2005 WHO Factors - Using PRL/2 where ND)		
1,2,3,4,6,7,8-HpCDD	4.40	-----	0.140				
Total HpCDD	7.70	-----	0.140				
OCDF	4.20	-----	0.130	J			
OCDD	50.00	-----	0.100				

Conc = Concentration (Totals include 2,3,7,8-substituted isomers).
EMPC = Estimated Maximum Possible Concentration
EDL = Estimated Detection Limit

ND = Not Detected
NA = Not Applicable
NC = Not Calculated

Results reported on a dry weight basis and are valid to no more than 2 significant figures.
J = Estimated value
B = Less than 10x higher than method blank level
P = PCDE Interference
I = Interference present

REPORT OF LABORATORY ANALYSIS

This report shall not be reproduced, except in full,
without the written consent of Pace Analytical Services, Inc.

Pace Analytical Services, Inc.
1700 Elm Street - Suite 200
Minneapolis, MN 55414

Tel: 612-607-1700
Fax: 612- 607-6444

Method 8290 Sample Analysis Results

Client - PASI Seattle

Client's Sample ID	CNF-3-12-2.5		
Lab Sample ID	255663012		
Filename	P101118B_10		
Injected By	BAL		
Total Amount Extracted	13.2 g	Matrix	Solid
% Moisture	9.9	Dilution	NA
Dry Weight Extracted	11.9 g	Collected	11/09/2010 08:55
ICAL ID	P100312	Received	11/10/2010 10:00
CCal Filename(s)	P101118B_01 & P101118B_17	Extracted	11/16/2010 18:30
Method Blank ID	BLANK-26974	Analyzed	11/19/2010 01:53

Native Isomers	Conc ng/Kg	EMPC ng/Kg	EDL ng/Kg		Internal Standards	ng's Added	Percent Recovery
2,3,7,8-TCDF	0.23	-----	0.098	J	2,3,7,8-TCDF-13C	2.00	67
Total TCDF	3.20	-----	0.098		2,3,7,8-TCDD-13C	2.00	75
					1,2,3,7,8-PeCDF-13C	2.00	64
2,3,7,8-TCDD	ND	-----	0.120		2,3,4,7,8-PeCDF-13C	2.00	73
Total TCDD	3.20	-----	0.120		1,2,3,7,8-PeCDD-13C	2.00	76
					1,2,3,4,7,8-HxCDF-13C	2.00	69
1,2,3,7,8-PeCDF	0.33	-----	0.220	J	1,2,3,6,7,8-HxCDF-13C	2.00	71
2,3,4,7,8-PeCDF	0.78	-----	0.082	J	2,3,4,6,7,8-HxCDF-13C	2.00	70
Total PeCDF	5.50	-----	0.150		1,2,3,7,8,9-HxCDF-13C	2.00	73
					1,2,3,4,7,8-HxCDD-13C	2.00	73
1,2,3,7,8-PeCDD	0.39	-----	0.180	J	1,2,3,6,7,8-HxCDD-13C	2.00	78
Total PeCDD	7.70	-----	0.180		1,2,3,4,6,7,8-HpCDF-13C	2.00	68
					1,2,3,4,7,8,9-HpCDF-13C	2.00	67
1,2,3,4,7,8-HxCDF	1.50	-----	0.100	J	1,2,3,4,6,7,8-HpCDD-13C	2.00	76
1,2,3,6,7,8-HxCDF	-----	2.1	0.087	P	OCDD-13C	4.00	59
2,3,4,6,7,8-HxCDF	0.41	-----	0.086	J			
1,2,3,7,8,9-HxCDF	0.41	-----	0.100	J	1,2,3,4-TCDD-13C	2.00	NA
Total HxCDF	10.00	-----	0.095		1,2,3,7,8,9-HxCDD-13C	2.00	NA
1,2,3,4,7,8-HxCDD	0.36	-----	0.094	J	2,3,7,8-TCDD-37Cl4	0.20	81
1,2,3,6,7,8-HxCDD	1.20	-----	0.086	J			
1,2,3,7,8,9-HxCDD	0.71	-----	0.090	J			
Total HxCDD	16.00	-----	0.090				
1,2,3,4,6,7,8-HpCDF	5.50	-----	0.061		Total 2,3,7,8-TCDD		
1,2,3,4,7,8,9-HpCDF	0.59	-----	0.083	J	Equivalence: 1.5 ng/Kg		
Total HpCDF	18.00	-----	0.072		(Using 2005 WHO Factors - Using PRL/2 where ND)		
1,2,3,4,6,7,8-HpCDD	21.00	-----	0.100				
Total HpCDD	54.00	-----	0.100				
OCDF	16.00	-----	0.190				
OCDD	170.00	-----	0.130				

Conc = Concentration (Totals include 2,3,7,8-substituted isomers).
EMPC = Estimated Maximum Possible Concentration
EDL = Estimated Detection Limit

ND = Not Detected
NA = Not Applicable
NC = Not Calculated

Results reported on a dry weight basis and are valid to no more than 2 significant figures.
J = Estimated value
P = PCDE Interference

REPORT OF LABORATORY ANALYSIS

This report shall not be reproduced, except in full,
without the written consent of Pace Analytical Services, Inc.

Pace Analytical Services, Inc.
1700 Elm Street - Suite 200
Minneapolis, MN 55414

Tel: 612-607-1700
Fax: 612- 607-6444

Method 8290 Sample Analysis Results

Client - PASI Seattle

Client's Sample ID	CNF-3-13-3.5		
Lab Sample ID	255663013		
Filename	F101119A_10		
Injected By	BAL		
Total Amount Extracted	12.1 g	Matrix	Solid
% Moisture	5.0	Dilution	NA
Dry Weight Extracted	11.5 g	Collected	11/09/2010 08:58
ICAL ID	F101012	Received	11/10/2010 10:00
CCal Filename(s)	F101118B_12 & F101119A_17	Extracted	11/16/2010 18:30
Method Blank ID	BLANK-26974	Analyzed	11/19/2010 10:28

Native Isomers	Conc ng/Kg	EMPC ng/Kg	EDL ng/Kg		Internal Standards	ng's Added	Percent Recovery
2,3,7,8-TCDF	0.71	-----	0.34	J	2,3,7,8-TCDF-13C	2.00	55
Total TCDF	8.00	-----	0.34		2,3,7,8-TCDD-13C	2.00	61
					1,2,3,7,8-PeCDF-13C	2.00	72
2,3,7,8-TCDD	ND	-----	0.19		2,3,4,7,8-PeCDF-13C	2.00	84
Total TCDD	3.70	-----	0.19		1,2,3,7,8-PeCDD-13C	2.00	88
					1,2,3,4,7,8-HxCDF-13C	2.00	64
1,2,3,7,8-PeCDF	1.40	-----	0.42	J	1,2,3,6,7,8-HxCDF-13C	2.00	68
2,3,4,7,8-PeCDF	6.70	-----	0.30		2,3,4,6,7,8-HxCDF-13C	2.00	66
Total PeCDF	44.00	-----	0.36		1,2,3,7,8,9-HxCDF-13C	2.00	69
					1,2,3,4,7,8-HxCDD-13C	2.00	65
1,2,3,7,8-PeCDD	1.60	-----	0.30	J	1,2,3,6,7,8-HxCDD-13C	2.00	68
Total PeCDD	12.00	-----	0.30		1,2,3,4,6,7,8-HpCDF-13C	2.00	61
					1,2,3,4,7,8,9-HpCDF-13C	2.00	60
1,2,3,4,7,8-HxCDF	18.00	-----	0.33		1,2,3,4,6,7,8-HpCDD-13C	2.00	67
1,2,3,6,7,8-HxCDF	5.60	-----	0.47		OCDD-13C	4.00	55
2,3,4,6,7,8-HxCDF	3.10	-----	0.46	J			
1,2,3,7,8,9-HxCDF	2.80	-----	0.60	J	1,2,3,4-TCDD-13C	2.00	NA
Total HxCDF	79.00	-----	0.46		1,2,3,7,8,9-HxCDD-13C	2.00	NA
1,2,3,4,7,8-HxCDD	1.40	-----	0.22	J	2,3,7,8-TCDD-37Cl4	0.20	66
1,2,3,6,7,8-HxCDD	6.80	-----	0.30				
1,2,3,7,8,9-HxCDD	3.30	-----	0.24	J			
Total HxCDD	44.00	-----	0.25				
1,2,3,4,6,7,8-HpCDF	56.00	-----	0.46		Total 2,3,7,8-TCDD		
1,2,3,4,7,8,9-HpCDF	4.90	-----	0.88		Equivalence: 10 ng/Kg		
Total HpCDF	61.00	-----	0.67		(Using 2005 WHO Factors - Using PRL/2 where ND)		
1,2,3,4,6,7,8-HpCDD	150.00	-----	0.18				
Total HpCDD	250.00	-----	0.18				
OCDF	210.00	-----	0.39				
OCDD	1300.00	-----	0.34				

Conc = Concentration (Totals include 2,3,7,8-substituted isomers).
EMPC = Estimated Maximum Possible Concentration
EDL = Estimated Detection Limit

ND = Not Detected
NA = Not Applicable
NC = Not Calculated

Results reported on a dry weight basis and are valid to no more than 2 significant figures.
J = Estimated value

REPORT OF LABORATORY ANALYSIS

This report shall not be reproduced, except in full,
without the written consent of Pace Analytical Services, Inc.

Pace Analytical Services, Inc.
1700 Elm Street - Suite 200
Minneapolis, MN 55414

Tel: 612-607-1700
Fax: 612- 607-6444

Method 8290 Sample Analysis Results

Client - PASI Seattle

Client's Sample ID	CNF-3-14-3.5		
Lab Sample ID	255663014		
Filename	F101119A_11		
Injected By	BAL		
Total Amount Extracted	12.2 g	Matrix	Solid
% Moisture	13.6	Dilution	NA
Dry Weight Extracted	10.5 g	Collected	11/09/2010 09:05
ICAL ID	F101012	Received	11/10/2010 10:00
CCal Filename(s)	F101118B_12 & F101119A_17	Extracted	11/16/2010 18:30
Method Blank ID	BLANK-26974	Analyzed	11/19/2010 11:13

Native Isomers	Conc ng/Kg	EMPC ng/Kg	EDL ng/Kg		Internal Standards	ng's Added	Percent Recovery
2,3,7,8-TCDF	1.70	-----	0.36		2,3,7,8-TCDF-13C	2.00	78
Total TCDF	24.00	-----	0.36		2,3,7,8-TCDD-13C	2.00	85
					1,2,3,7,8-PeCDF-13C	2.00	86
2,3,7,8-TCDD	0.45	-----	0.20	J	2,3,4,7,8-PeCDF-13C	2.00	97
Total TCDD	40.00	-----	0.20		1,2,3,7,8-PeCDD-13C	2.00	102
					1,2,3,4,7,8-HxCDF-13C	2.00	74
1,2,3,7,8-PeCDF	1.70	-----	0.65	J	1,2,3,6,7,8-HxCDF-13C	2.00	76
2,3,4,7,8-PeCDF	4.30	-----	0.20	J	2,3,4,6,7,8-HxCDF-13C	2.00	73
Total PeCDF	47.00	-----	0.42		1,2,3,7,8,9-HxCDF-13C	2.00	76
					1,2,3,4,7,8-HxCDD-13C	2.00	72
1,2,3,7,8-PeCDD	2.20	-----	0.35	J	1,2,3,6,7,8-HxCDD-13C	2.00	70
Total PeCDD	57.00	-----	0.35		1,2,3,4,6,7,8-HpCDF-13C	2.00	62
					1,2,3,4,7,8,9-HpCDF-13C	2.00	58
1,2,3,4,7,8-HxCDF	7.40	-----	0.45		1,2,3,4,6,7,8-HpCDD-13C	2.00	69
1,2,3,6,7,8-HxCDF	3.90	-----	0.44	J	OCDD-13C	4.00	51
2,3,4,6,7,8-HxCDF	2.40	-----	0.41	J			
1,2,3,7,8,9-HxCDF	1.70	-----	0.47	J	1,2,3,4-TCDD-13C	2.00	NA
Total HxCDF	49.00	-----	0.44		1,2,3,7,8,9-HxCDD-13C	2.00	NA
1,2,3,4,7,8-HxCDD	2.40	-----	0.32	J	2,3,7,8-TCDD-37Cl4	0.20	84
1,2,3,6,7,8-HxCDD	6.40	-----	0.33				
1,2,3,7,8,9-HxCDD	3.60	-----	0.37	J			
Total HxCDD	96.00	-----	0.34				
1,2,3,4,6,7,8-HpCDF	31.00	-----	0.36		Total 2,3,7,8-TCDD		
1,2,3,4,7,8,9-HpCDF	-----	1.7	0.61	I	Equivalence: 8.4 ng/Kg		
Total HpCDF	79.00	-----	0.49		(Using 2005 WHO Factors - Using PRL/2 where ND)		
1,2,3,4,6,7,8-HpCDD	95.00	-----	0.32				
Total HpCDD	170.00	-----	0.32				
OCDF	76.00	-----	0.28				
OCDD	800.00	-----	0.37				

Conc = Concentration (Totals include 2,3,7,8-substituted isomers).
EMPC = Estimated Maximum Possible Concentration
EDL = Estimated Detection Limit

ND = Not Detected
NA = Not Applicable
NC = Not Calculated

Results reported on a dry weight basis and are valid to no more than 2 significant figures.
J = Estimated value
I = Interference present

REPORT OF LABORATORY ANALYSIS

This report shall not be reproduced, except in full,
without the written consent of Pace Analytical Services, Inc.

Pace Analytical Services, Inc.
1700 Elm Street - Suite 200
Minneapolis, MN 55414

Tel: 612-607-1700
Fax: 612- 607-6444

Method 8290 Sample Analysis Results

Client - PASI Seattle

Client's Sample ID	CNF-3-15-3.5		
Lab Sample ID	255663015		
Filename	P101118B_11		
Injected By	BAL		
Total Amount Extracted	12.6 g	Matrix	Solid
% Moisture	8.8	Dilution	NA
Dry Weight Extracted	11.5 g	Collected	11/09/2010 09:10
ICAL ID	P100312	Received	11/10/2010 10:00
CCal Filename(s)	P101118B_01 & P101118B_17	Extracted	11/16/2010 18:30
Method Blank ID	BLANK-26974	Analyzed	11/19/2010 02:39

Native Isomers	Conc ng/Kg	EMPC ng/Kg	EDL ng/Kg		Internal Standards	ng's Added	Percent Recovery
2,3,7,8-TCDF	ND	-----	0.200		2,3,7,8-TCDF-13C	2.00	35 R
Total TCDF	0.25	-----	0.200	BJ	2,3,7,8-TCDD-13C	2.00	43
					1,2,3,7,8-PeCDF-13C	2.00	50
2,3,7,8-TCDD	ND	-----	0.230		2,3,4,7,8-PeCDF-13C	2.00	60
Total TCDD	ND	-----	0.230		1,2,3,7,8-PeCDD-13C	2.00	64
					1,2,3,4,7,8-HxCDF-13C	2.00	63
1,2,3,7,8-PeCDF	ND	-----	0.170		1,2,3,6,7,8-HxCDF-13C	2.00	64
2,3,4,7,8-PeCDF	0.14	-----	0.091	J	2,3,4,6,7,8-HxCDF-13C	2.00	64
Total PeCDF	0.34	-----	0.130	J	1,2,3,7,8,9-HxCDF-13C	2.00	64
					1,2,3,4,7,8-HxCDD-13C	2.00	66
1,2,3,7,8-PeCDD	ND	-----	0.120		1,2,3,6,7,8-HxCDD-13C	2.00	72
Total PeCDD	ND	-----	0.120		1,2,3,4,6,7,8-HpCDF-13C	2.00	64
					1,2,3,4,7,8,9-HpCDF-13C	2.00	63
1,2,3,4,7,8-HxCDF	-----	0.170	0.082	I	1,2,3,4,6,7,8-HpCDD-13C	2.00	70
1,2,3,6,7,8-HxCDF	-----	0.170	0.080	P	OCDD-13C	4.00	53
2,3,4,6,7,8-HxCDF	-----	0.082	0.074	I			
1,2,3,7,8,9-HxCDF	ND	-----	0.096		1,2,3,4-TCDD-13C	2.00	NA
Total HxCDF	0.79	-----	0.083	J	1,2,3,7,8,9-HxCDD-13C	2.00	NA
1,2,3,4,7,8-HxCDD	ND	-----	0.082		2,3,7,8-TCDD-37Cl4	0.20	46
1,2,3,6,7,8-HxCDD	-----	0.081	0.078	I			
1,2,3,7,8,9-HxCDD	ND	-----	0.094				
Total HxCDD	0.30	-----	0.085	J			
1,2,3,4,6,7,8-HpCDF	0.53	-----	0.059	BJ	Total 2,3,7,8-TCDD		
1,2,3,4,7,8,9-HpCDF	ND	-----	0.070		Equivalence: 0.28 ng/Kg		
Total HpCDF	1.60	-----	0.064	J	(Using 2005 WHO Factors - Using PRL/2 where ND)		
1,2,3,4,6,7,8-HpCDD	1.20	-----	0.100	J			
Total HpCDD	2.30	-----	0.100	J			
OCDF	1.10	-----	0.110	BJ			
OCDD	12.00	-----	0.130				

Conc = Concentration (Totals include 2,3,7,8-substituted isomers).
EMPC = Estimated Maximum Possible Concentration
EDL = Estimated Detection Limit

ND = Not Detected
NA = Not Applicable
NC = Not Calculated

Results reported on a dry weight basis and are valid to no more than 2 significant figures.
J = Estimated value
B = Less than 10x higher than method blank level
R = Recovery outside target range
P = PCDE Interference
I = Interference present

REPORT OF LABORATORY ANALYSIS

This report shall not be reproduced, except in full,
without the written consent of Pace Analytical Services, Inc.

Pace Analytical Services, Inc.
1700 Elm Street - Suite 200
Minneapolis, MN 55414

Tel: 612-607-1700
Fax: 612- 607-6444

Method 8290 Sample Analysis Results

Client - PASI Seattle

Client's Sample ID	CNF-3-16-3.5		
Lab Sample ID	255663016		
Filename	P101118B_12		
Injected By	BAL		
Total Amount Extracted	13.1 g	Matrix	Solid
% Moisture	13.3	Dilution	NA
Dry Weight Extracted	11.4 g	Collected	11/09/2010 09:15
ICAL ID	P100312	Received	11/10/2010 10:00
CCal Filename(s)	P101118B_01 & P101118B_17	Extracted	11/16/2010 18:30
Method Blank ID	BLANK-26974	Analyzed	11/19/2010 03:24

Native Isomers	Conc ng/Kg	EMPC ng/Kg	EDL ng/Kg		Internal Standards	ng's Added	Percent Recovery
2,3,7,8-TCDF	0.28	-----	0.150	J	2,3,7,8-TCDF-13C	2.00	45
Total TCDF	2.90	-----	0.150		2,3,7,8-TCDD-13C	2.00	52
					1,2,3,7,8-PeCDF-13C	2.00	52
2,3,7,8-TCDD	ND	-----	0.130		2,3,4,7,8-PeCDF-13C	2.00	62
Total TCDD	5.50	-----	0.130		1,2,3,7,8-PeCDD-13C	2.00	65
					1,2,3,4,7,8-HxCDF-13C	2.00	61
1,2,3,7,8-PeCDF	0.28	-----	0.130	J	1,2,3,6,7,8-HxCDF-13C	2.00	60
2,3,4,7,8-PeCDF	0.34	-----	0.095	J	2,3,4,6,7,8-HxCDF-13C	2.00	61
Total PeCDF	2.80	-----	0.110	J	1,2,3,7,8,9-HxCDF-13C	2.00	63
					1,2,3,4,7,8-HxCDD-13C	2.00	65
1,2,3,7,8-PeCDD	-----	0.21	0.097	I	1,2,3,6,7,8-HxCDD-13C	2.00	67
Total PeCDD	5.10	-----	0.097		1,2,3,4,6,7,8-HpCDF-13C	2.00	60
					1,2,3,4,7,8,9-HpCDF-13C	2.00	61
1,2,3,4,7,8-HxCDF	0.35	-----	0.094	J	1,2,3,4,6,7,8-HpCDD-13C	2.00	68
1,2,3,6,7,8-HxCDF	-----	0.35	0.079	P	OCDD-13C	4.00	52
2,3,4,6,7,8-HxCDF	-----	0.25	0.075	I			
1,2,3,7,8,9-HxCDF	ND	-----	0.084		1,2,3,4-TCDD-13C	2.00	NA
Total HxCDF	1.30	-----	0.083	J	1,2,3,7,8,9-HxCDD-13C	2.00	NA
1,2,3,4,7,8-HxCDD	0.25	-----	0.110	J	2,3,7,8-TCDD-37Cl4	0.20	58
1,2,3,6,7,8-HxCDD	0.44	-----	0.110	J			
1,2,3,7,8,9-HxCDD	0.35	-----	0.090	J			
Total HxCDD	6.30	-----	0.100				
1,2,3,4,6,7,8-HpCDF	0.87	-----	0.063	J	Total 2,3,7,8-TCDD		
1,2,3,4,7,8,9-HpCDF	0.10	-----	0.076	J	Equivalence: 0.45 ng/Kg		
Total HpCDF	2.00	-----	0.070	J	(Using 2005 WHO Factors - Using PRL/2 where ND)		
1,2,3,4,6,7,8-HpCDD	2.70	-----	0.120	J			
Total HpCDD	5.00	-----	0.120				
OCDF	1.30	-----	0.110	BJ			
OCDD	17.00	-----	0.120				

Conc = Concentration (Totals include 2,3,7,8-substituted isomers).
EMPC = Estimated Maximum Possible Concentration
EDL = Estimated Detection Limit

ND = Not Detected
NA = Not Applicable
NC = Not Calculated

Results reported on a dry weight basis and are valid to no more than 2 significant figures.
J = Estimated value
B = Less than 10x higher than method blank level
P = PCDE Interference
I = Interference present

REPORT OF LABORATORY ANALYSIS

This report shall not be reproduced, except in full,
without the written consent of Pace Analytical Services, Inc.

Pace Analytical Services, Inc.
1700 Elm Street - Suite 200
Minneapolis, MN 55414

Tel: 612-607-1700
Fax: 612- 607-6444

Method 8290 Sample Analysis Results

Client - PASI Seattle

Client's Sample ID	CNF-3-17-3.5		
Lab Sample ID	255663017		
Filename	F101119A_12		
Injected By	BAL		
Total Amount Extracted	1.25 g	Matrix	Solid
% Moisture	12.5	Dilution	NA
Dry Weight Extracted	1.09 g	Collected	11/09/2010 09:25
ICAL ID	F101012	Received	11/10/2010 10:00
CCal Filename(s)	F101118B_12 & F101119A_17	Extracted	11/16/2010 18:30
Method Blank ID	BLANK-26974	Analyzed	11/19/2010 11:59

Native Isomers	Conc ng/Kg	EMPC ng/Kg	EDL ng/Kg		Internal Standards	ng's Added	Percent Recovery
2,3,7,8-TCDF	100	-----	6.0		2,3,7,8-TCDF-13C	2.00	77
Total TCDF	1200	-----	6.0		2,3,7,8-TCDD-13C	2.00	88
					1,2,3,7,8-PeCDF-13C	2.00	91
2,3,7,8-TCDD	21	-----	2.3		2,3,4,7,8-PeCDF-13C	2.00	101
Total TCDD	1800	-----	2.3		1,2,3,7,8-PeCDD-13C	2.00	109
					1,2,3,4,7,8-HxCDF-13C	2.00	76
1,2,3,7,8-PeCDF	-----	320	5.6	P	1,2,3,6,7,8-HxCDF-13C	2.00	81
2,3,4,7,8-PeCDF	1400	-----	2.3		2,3,4,6,7,8-HxCDF-13C	2.00	73
Total PeCDF	12000	-----	3.9		1,2,3,7,8,9-HxCDF-13C	2.00	73
					1,2,3,4,7,8-HxCDD-13C	2.00	69
1,2,3,7,8-PeCDD	230	-----	4.5		1,2,3,6,7,8-HxCDD-13C	2.00	71
Total PeCDD	3500	-----	4.5		1,2,3,4,6,7,8-HpCDF-13C	2.00	61
					1,2,3,4,7,8,9-HpCDF-13C	2.00	57
1,2,3,4,7,8-HxCDF	4600	-----	17.0		1,2,3,4,6,7,8-HpCDD-13C	2.00	71
1,2,3,6,7,8-HxCDF	1400	-----	16.0		OCDD-13C	4.00	57
2,3,4,6,7,8-HxCDF	740	-----	18.0				
1,2,3,7,8,9-HxCDF	880	-----	12.0		1,2,3,4-TCDD-13C	2.00	NA
Total HxCDF	23000	-----	16.0		1,2,3,7,8,9-HxCDD-13C	2.00	NA
1,2,3,4,7,8-HxCDD	300	-----	8.0		2,3,7,8-TCDD-37Cl4	0.20	88
1,2,3,6,7,8-HxCDD	1400	-----	12.0				
1,2,3,7,8,9-HxCDD	660	-----	9.6				
Total HxCDD	11000	-----	10.0				
1,2,3,4,6,7,8-HpCDF	11000	-----	13.0		Total 2,3,7,8-TCDD		
1,2,3,4,7,8,9-HpCDF	1000	-----	19.0		Equivalence: 2200 ng/Kg		
Total HpCDF	26000	-----	16.0		(Using 2005 WHO Factors - Using PRL/2 where ND)		
1,2,3,4,6,7,8-HpCDD	30000	-----	2.9	E			
Total HpCDD	52000	-----	2.9	E			
OCDF	20000	-----	6.7				
OCDD	250000	-----	4.1	E			

Conc = Concentration (Totals include 2,3,7,8-substituted isomers).
EMPC = Estimated Maximum Possible Concentration
EDL = Estimated Detection Limit

ND = Not Detected
NA = Not Applicable
NC = Not Calculated

Results reported on a dry weight basis and are valid to no more than 2 significant figures.
P = PCDE Interference
E = Exceeds calibration range

REPORT OF LABORATORY ANALYSIS

This report shall not be reproduced, except in full,
without the written consent of Pace Analytical Services, Inc.

Pace Analytical Services, Inc.
1700 Elm Street - Suite 200
Minneapolis, MN 55414

Tel: 612-607-1700
Fax: 612- 607-6444

Method 8290 Sample Analysis Results

Client - PASI Seattle

Client's Sample ID	CNF-3-18-3.5		
Lab Sample ID	255663018		
Filename	P101119A_14		
Injected By	BAL		
Total Amount Extracted	12.4 g	Matrix	Solid
% Moisture	13.1	Dilution	NA
Dry Weight Extracted	10.8 g	Collected	11/09/2010 09:35
ICAL ID	F101012	Received	11/10/2010 10:00
CCal Filename(s)	F101118B_12 & F101119A_17	Extracted	11/16/2010 18:30
Method Blank ID	BLANK-26974	Analyzed	11/19/2010 17:55

Native Isomers	Conc ng/Kg	EMPC ng/Kg	EDL ng/Kg		Internal Standards	ng's Added	Percent Recovery
2,3,7,8-TCDF	ND	-----	0.140		2,3,7,8-TCDF-13C	2.00	52
Total TCDF	0.560	-----	0.140	BJ	2,3,7,8-TCDD-13C	2.00	56
					1,2,3,7,8-PeCDF-13C	2.00	77
2,3,7,8-TCDD	ND	-----	0.170		2,3,4,7,8-PeCDF-13C	2.00	92
Total TCDD	ND	-----	0.170		1,2,3,7,8-PeCDD-13C	2.00	100
					1,2,3,4,7,8-HxCDF-13C	2.00	71
1,2,3,7,8-PeCDF	ND	-----	0.120		1,2,3,6,7,8-HxCDF-13C	2.00	66
2,3,4,7,8-PeCDF	0.098	-----	0.089	J	2,3,4,6,7,8-HxCDF-13C	2.00	67
Total PeCDF	0.300	-----	0.110	J	1,2,3,7,8,9-HxCDF-13C	2.00	74
					1,2,3,4,7,8-HxCDD-13C	2.00	78
1,2,3,7,8-PeCDD	ND	-----	0.140		1,2,3,6,7,8-HxCDD-13C	2.00	71
Total PeCDD	ND	-----	0.140		1,2,3,4,6,7,8-HpCDF-13C	2.00	60
					1,2,3,4,7,8,9-HpCDF-13C	2.00	66
1,2,3,4,7,8-HxCDF	-----	0.17	0.056	I	1,2,3,4,6,7,8-HpCDD-13C	2.00	71
1,2,3,6,7,8-HxCDF	-----	0.21	0.072	P	OCDD-13C	4.00	69
2,3,4,6,7,8-HxCDF	ND	-----	0.062				
1,2,3,7,8,9-HxCDF	ND	-----	0.078		1,2,3,4-TCDD-13C	2.00	NA
Total HxCDF	0.600	-----	0.067	J	1,2,3,7,8,9-HxCDD-13C	2.00	NA
1,2,3,4,7,8-HxCDD	ND	-----	0.098		2,3,7,8-TCDD-37Cl4	0.20	56
1,2,3,6,7,8-HxCDD	0.120	-----	0.100	J			
1,2,3,7,8,9-HxCDD	ND	-----	0.079				
Total HxCDD	0.900	-----	0.093	J			
1,2,3,4,6,7,8-HpCDF	0.550	-----	0.110	BJ	Total 2,3,7,8-TCDD		
1,2,3,4,7,8,9-HpCDF	ND	-----	0.120		Equivalence: 0.25 ng/Kg		
Total HpCDF	1.600	-----	0.110	J	(Using 2005 WHO Factors - Using PRL/2 where ND)		
1,2,3,4,6,7,8-HpCDD	1.600	-----	0.100	J			
Total HpCDD	3.100	-----	0.100	J			
OCDF	1.200	-----	0.150	BJ			
OCDD	17.000	-----	0.170				

Conc = Concentration (Totals include 2,3,7,8-substituted isomers).
EMPC = Estimated Maximum Possible Concentration
EDL = Estimated Detection Limit

ND = Not Detected
NA = Not Applicable
NC = Not Calculated

Results reported on a dry weight basis and are valid to no more than 2 significant figures.
J = Estimated value
B = Less than 10x higher than method blank level
P = PCDE Interference
I = Interference present

REPORT OF LABORATORY ANALYSIS

This report shall not be reproduced, except in full,
without the written consent of Pace Analytical Services, Inc.

Pace Analytical Services, Inc.
1700 Elm Street - Suite 200
Minneapolis, MN 55414

Tel: 612-607-1700
Fax: 612- 607-6444

Method 8290 Sample Analysis Results

Client - PASI Seattle

Client's Sample ID	CNF-3-19-7.5		
Lab Sample ID	255663019		
Filename	F101119A_14		
Injected By	BAL		
Total Amount Extracted	15.7 g	Matrix	Solid
% Moisture	20.8	Dilution	NA
Dry Weight Extracted	12.5 g	Collected	11/09/2010 09:50
ICAL ID	F101012	Received	11/10/2010 10:00
CCal Filename(s)	F101118B_12 & F101119A_17	Extracted	11/16/2010 18:30
Method Blank ID	BLANK-26974	Analyzed	11/19/2010 13:31

Native Isomers	Conc ng/Kg	EMPC ng/Kg	EDL ng/Kg		Internal Standards	ng's Added	Percent Recovery	
2,3,7,8-TCDF	-----	0.64	0.41	I	2,3,7,8-TCDF-13C	2.00	66	
Total TCDF	ND	-----	0.41		2,3,7,8-TCDD-13C	2.00	88	
					1,2,3,7,8-PeCDF-13C	2.00	128	
2,3,7,8-TCDD	ND	-----	0.35		2,3,4,7,8-PeCDF-13C	2.00	132	
Total TCDD	ND	-----	0.35		1,2,3,7,8-PeCDD-13C	2.00	151	R
					1,2,3,4,7,8-HxCDF-13C	2.00	51	
1,2,3,7,8-PeCDF	-----	37.00	0.22	P	1,2,3,6,7,8-HxCDF-13C	2.00	59	
2,3,4,7,8-PeCDF	3.80	-----	0.16	J	2,3,4,6,7,8-HxCDF-13C	2.00	55	
Total PeCDF	27.00	-----	0.19		1,2,3,7,8,9-HxCDF-13C	2.00	60	
					1,2,3,4,7,8-HxCDD-13C	2.00	52	
1,2,3,7,8-PeCDD	-----	0.39	0.24	I	1,2,3,6,7,8-HxCDD-13C	2.00	60	
Total PeCDD	0.35	-----	0.24	J	1,2,3,4,6,7,8-HpCDF-13C	2.00	54	
					1,2,3,4,7,8,9-HpCDF-13C	2.00	56	
1,2,3,4,7,8-HxCDF	12.00	-----	0.49		1,2,3,4,6,7,8-HpCDD-13C	2.00	61	
1,2,3,6,7,8-HxCDF	-----	2.10	0.37	I	OCDD-13C	4.00	47	
2,3,4,6,7,8-HxCDF	-----	1.10	0.35	I				
1,2,3,7,8,9-HxCDF	2.50	-----	0.48	J	1,2,3,4-TCDD-13C	2.00	NA	
Total HxCDF	110.00	-----	0.42		1,2,3,7,8,9-HxCDD-13C	2.00	NA	
1,2,3,4,7,8-HxCDD	ND	-----	0.38		2,3,7,8-TCDD-37Cl4	0.20	98	
1,2,3,6,7,8-HxCDD	4.30	-----	0.34					
1,2,3,7,8,9-HxCDD	0.95	-----	0.31	J				
Total HxCDD	17.00	-----	0.34					
1,2,3,4,6,7,8-HpCDF	44.00	-----	0.59		Total 2,3,7,8-TCDD			
1,2,3,4,7,8,9-HpCDF	4.10	-----	1.10		Equivalence: 5.0 ng/Kg			
Total HpCDF	170.00	-----	0.83		(Using 2005 WHO Factors - Using PRL/2 where ND)			
1,2,3,4,6,7,8-HpCDD	90.00	-----	0.55					
Total HpCDD	150.00	-----	0.55					
OCDF	140.00	-----	0.50					
OCDD	490.00	-----	0.68					

Conc = Concentration (Totals include 2,3,7,8-substituted isomers).
EMPC = Estimated Maximum Possible Concentration
EDL = Estimated Detection Limit

ND = Not Detected
NA = Not Applicable
NC = Not Calculated

Results reported on a dry weight basis and are valid to no more than 2 significant figures.
J = Estimated value
R = Recovery outside target range
P = PCDE Interference
I = Interference present

REPORT OF LABORATORY ANALYSIS

This report shall not be reproduced, except in full,
without the written consent of Pace Analytical Services, Inc.

Pace Analytical Services, Inc.
1700 Elm Street - Suite 200
Minneapolis, MN 55414

Tel: 612-607-1700
Fax: 612- 607-6444

Method 8290 Sample Analysis Results

Client - PASI Seattle

Client's Sample ID	CNF-3-20-7.5		
Lab Sample ID	255663020		
Filename	F101119A_03		
Injected By	BAL		
Total Amount Extracted	15.4 g	Matrix	Solid
% Moisture	21.5	Dilution	NA
Dry Weight Extracted	12.1 g	Collected	11/09/2010 09:58
ICAL ID	F101012	Received	11/10/2010 10:00
CCal Filename(s)	F101118B_12 & F101119A_17	Extracted	11/16/2010 18:30
Method Blank ID	BLANK-26974	Analyzed	11/19/2010 05:06

Native Isomers	Conc ng/Kg	EMPC ng/Kg	EDL ng/Kg		Internal Standards	ng's Added	Percent Recovery
2,3,7,8-TCDF	ND	-----	0.27		2,3,7,8-TCDF-13C	2.00	50
Total TCDF	0.60	-----	0.27	BJ	2,3,7,8-TCDD-13C	2.00	54
					1,2,3,7,8-PeCDF-13C	2.00	62
2,3,7,8-TCDD	ND	-----	0.28		2,3,4,7,8-PeCDF-13C	2.00	69
Total TCDD	ND	-----	0.28		1,2,3,7,8-PeCDD-13C	2.00	72
					1,2,3,4,7,8-HxCDF-13C	2.00	56
1,2,3,7,8-PeCDF	ND	-----	0.35		1,2,3,6,7,8-HxCDF-13C	2.00	55
2,3,4,7,8-PeCDF	-----	0.28	0.18	I	2,3,4,6,7,8-HxCDF-13C	2.00	54
Total PeCDF	1.40	-----	0.26	J	1,2,3,7,8,9-HxCDF-13C	2.00	57
					1,2,3,4,7,8-HxCDD-13C	2.00	52
1,2,3,7,8-PeCDD	ND	-----	0.22		1,2,3,6,7,8-HxCDD-13C	2.00	64
Total PeCDD	ND	-----	0.22		1,2,3,4,6,7,8-HpCDF-13C	2.00	47
					1,2,3,4,7,8,9-HpCDF-13C	2.00	47
1,2,3,4,7,8-HxCDF	-----	0.75	0.18	I	1,2,3,4,6,7,8-HpCDD-13C	2.00	52
1,2,3,6,7,8-HxCDF	-----	0.21	0.14	I	OCDD-13C	4.00	39 R
2,3,4,6,7,8-HxCDF	ND	-----	0.15				
1,2,3,7,8,9-HxCDF	ND	-----	0.23		1,2,3,4-TCDD-13C	2.00	NA
Total HxCDF	1.20	-----	0.17	J	1,2,3,7,8,9-HxCDD-13C	2.00	NA
1,2,3,4,7,8-HxCDD	ND	-----	0.22		2,3,7,8-TCDD-37Cl4	0.20	66
1,2,3,6,7,8-HxCDD	0.28	-----	0.18	J			
1,2,3,7,8,9-HxCDD	ND	-----	0.18				
Total HxCDD	1.90	-----	0.19	J			
1,2,3,4,6,7,8-HpCDF	1.30	-----	0.16	J	Total 2,3,7,8-TCDD		
1,2,3,4,7,8,9-HpCDF	ND	-----	0.21		Equivalence: 0.47 ng/Kg		
Total HpCDF	1.30	-----	0.19	J	(Using 2005 WHO Factors - Using PRL/2 where ND)		
1,2,3,4,6,7,8-HpCDD	4.70	-----	0.25				
Total HpCDD	12.00	-----	0.25				
OCDF	4.70	-----	0.30	J			
OCDD	87.00	-----	0.30				

Conc = Concentration (Totals include 2,3,7,8-substituted isomers).
EMPC = Estimated Maximum Possible Concentration
EDL = Estimated Detection Limit

ND = Not Detected
NA = Not Applicable
NC = Not Calculated

Results reported on a dry weight basis and are valid to no more than 2 significant figures.
J = Estimated value
B = Less than 10x higher than method blank level
R = Recovery outside target range
I = Interference present

REPORT OF LABORATORY ANALYSIS

This report shall not be reproduced, except in full,
without the written consent of Pace Analytical Services, Inc.

Pace Analytical Services, Inc.
1700 Elm Street - Suite 200
Minneapolis, MN 55414

Tel: 612-607-1700
Fax: 612- 607-6444

Method 8290 Sample Analysis Results

Client - PASI Seattle

Client's Sample ID	CNF-3-21-7.5		
Lab Sample ID	255663021		
Filename	F101119A_04		
Injected By	BAL		
Total Amount Extracted	16.2 g	Matrix	Solid
% Moisture	20.3	Dilution	NA
Dry Weight Extracted	12.9 g	Collected	11/09/2010 10:10
ICAL ID	F101012	Received	11/10/2010 10:00
CCal Filename(s)	F101118B_12 & F101119A_17	Extracted	11/16/2010 18:30
Method Blank ID	BLANK-26974	Analyzed	11/19/2010 05:52

Native Isomers	Conc ng/Kg	EMPC ng/Kg	EDL ng/Kg		Internal Standards	ng's Added	Percent Recovery
2,3,7,8-TCDF	ND	-----	0.210		2,3,7,8-TCDF-13C	2.00	40
Total TCDF	ND	-----	0.210		2,3,7,8-TCDD-13C	2.00	45
					1,2,3,7,8-PeCDF-13C	2.00	57
2,3,7,8-TCDD	ND	-----	0.190		2,3,4,7,8-PeCDF-13C	2.00	69
Total TCDD	ND	-----	0.190		1,2,3,7,8-PeCDD-13C	2.00	71
					1,2,3,4,7,8-HxCDF-13C	2.00	53
1,2,3,7,8-PeCDF	ND	-----	0.190		1,2,3,6,7,8-HxCDF-13C	2.00	61
2,3,4,7,8-PeCDF	-----	0.12	0.110	I	2,3,4,6,7,8-HxCDF-13C	2.00	58
Total PeCDF	ND	-----	0.150		1,2,3,7,8,9-HxCDF-13C	2.00	61
					1,2,3,4,7,8-HxCDD-13C	2.00	53
1,2,3,7,8-PeCDD	ND	-----	0.110		1,2,3,6,7,8-HxCDD-13C	2.00	71
Total PeCDD	ND	-----	0.110		1,2,3,4,6,7,8-HpCDF-13C	2.00	53
					1,2,3,4,7,8,9-HpCDF-13C	2.00	48
1,2,3,4,7,8-HxCDF	-----	0.12	0.100	I	1,2,3,4,6,7,8-HpCDD-13C	2.00	56
1,2,3,6,7,8-HxCDF	ND	-----	0.096		OCDD-13C	4.00	43
2,3,4,6,7,8-HxCDF	ND	-----	0.097				
1,2,3,7,8,9-HxCDF	ND	-----	0.160		1,2,3,4-TCDD-13C	2.00	NA
Total HxCDF	ND	-----	0.120		1,2,3,7,8,9-HxCDD-13C	2.00	NA
1,2,3,4,7,8-HxCDD	ND	-----	0.120		2,3,7,8-TCDD-37Cl4	0.20	50
1,2,3,6,7,8-HxCDD	ND	-----	0.100				
1,2,3,7,8,9-HxCDD	ND	-----	0.088				
Total HxCDD	0.13	-----	0.100	J			
1,2,3,4,6,7,8-HpCDF	0.18	-----	0.130	BJ	Total 2,3,7,8-TCDD		
1,2,3,4,7,8,9-HpCDF	ND	-----	0.200		Equivalence: 0.23 ng/Kg		
Total HpCDF	0.18	-----	0.170	BJ	(Using 2005 WHO Factors - Using PRL/2 where ND)		
1,2,3,4,6,7,8-HpCDD	0.89	-----	0.280	J			
Total HpCDD	2.30	-----	0.280	J			
OCDF	0.61	-----	0.280	BJ			
OCDD	6.60	-----	0.390	J			

Conc = Concentration (Totals include 2,3,7,8-substituted isomers).
EMPC = Estimated Maximum Possible Concentration
EDL = Estimated Detection Limit

ND = Not Detected
NA = Not Applicable
NC = Not Calculated

Results reported on a dry weight basis and are valid to no more than 2 significant figures.
J = Estimated value
B = Less than 10x higher than method blank level
I = Interference present

REPORT OF LABORATORY ANALYSIS

This report shall not be reproduced, except in full,
without the written consent of Pace Analytical Services, Inc.

Pace Analytical Services, Inc.
1700 Elm Street - Suite 200
Minneapolis, MN 55414

Tel: 612-607-1700
Fax: 612- 607-6444

Method 8290 Sample Analysis Results

Client - PASI Seattle

Client's Sample ID	CNF-3-22-7.5		
Lab Sample ID	255663022		
Filename	F101119A_05		
Injected By	BAL		
Total Amount Extracted	15.8 g	Matrix	Solid
% Moisture	15.9	Dilution	NA
Dry Weight Extracted	13.3 g	Collected	11/09/2010 10:20
ICAL ID	F101012	Received	11/10/2010 10:00
CCal Filename(s)	F101118B_12 & F101119A_17	Extracted	11/16/2010 18:30
Method Blank ID	BLANK-26974	Analyzed	11/19/2010 06:38

Native Isomers	Conc ng/Kg	EMPC ng/Kg	EDL ng/Kg		Internal Standards	ng's Added	Percent Recovery
2,3,7,8-TCDF	ND	-----	0.140		2,3,7,8-TCDF-13C	2.00	57
Total TCDF	0.340	-----	0.140	BJ	2,3,7,8-TCDD-13C	2.00	62
					1,2,3,7,8-PeCDF-13C	2.00	67
2,3,7,8-TCDD	ND	-----	0.160		2,3,4,7,8-PeCDF-13C	2.00	76
Total TCDD	ND	-----	0.160		1,2,3,7,8-PeCDD-13C	2.00	79
					1,2,3,4,7,8-HxCDF-13C	2.00	62
1,2,3,7,8-PeCDF	ND	-----	0.150		1,2,3,6,7,8-HxCDF-13C	2.00	68
2,3,4,7,8-PeCDF	ND	-----	0.081		2,3,4,6,7,8-HxCDF-13C	2.00	65
Total PeCDF	ND	-----	0.110		1,2,3,7,8,9-HxCDF-13C	2.00	71
					1,2,3,4,7,8-HxCDD-13C	2.00	62
1,2,3,7,8-PeCDD	ND	-----	0.110		1,2,3,6,7,8-HxCDD-13C	2.00	77
Total PeCDD	ND	-----	0.110		1,2,3,4,6,7,8-HpCDF-13C	2.00	58
					1,2,3,4,7,8,9-HpCDF-13C	2.00	58
1,2,3,4,7,8-HxCDF	0.110	-----	0.059	J	1,2,3,4,6,7,8-HpCDD-13C	2.00	64
1,2,3,6,7,8-HxCDF	ND	-----	0.063		OCDD-13C	4.00	48
2,3,4,6,7,8-HxCDF	ND	-----	0.047				
1,2,3,7,8,9-HxCDF	ND	-----	0.088		1,2,3,4-TCDD-13C	2.00	NA
Total HxCDF	0.110	-----	0.064	J	1,2,3,7,8,9-HxCDD-13C	2.00	NA
1,2,3,4,7,8-HxCDD	ND	-----	0.089		2,3,7,8-TCDD-37Cl4	0.20	67
1,2,3,6,7,8-HxCDD	ND	-----	0.068				
1,2,3,7,8,9-HxCDD	ND	-----	0.074				
Total HxCDD	0.120	-----	0.077	J			
1,2,3,4,6,7,8-HpCDF	ND	-----	0.052		Total 2,3,7,8-TCDD		
1,2,3,4,7,8,9-HpCDF	ND	-----	0.110		Equivalence: 0.19 ng/Kg		
Total HpCDF	0.094	-----	0.079	BJ	(Using 2005 WHO Factors - Using PRL/2 where ND)		
1,2,3,4,6,7,8-HpCDD	-----	0.12	0.091	I			
Total HpCDD	0.250	-----	0.091	BJ			
OCDF	0.150	-----	0.110	BJ			
OCDD	-----	0.85	0.210	I			

Conc = Concentration (Totals include 2,3,7,8-substituted isomers).
EMPC = Estimated Maximum Possible Concentration
EDL = Estimated Detection Limit

ND = Not Detected
NA = Not Applicable
NC = Not Calculated

Results reported on a dry weight basis and are valid to no more than 2 significant figures.
J = Estimated value
B = Less than 10x higher than method blank level
I = Interference present

REPORT OF LABORATORY ANALYSIS

This report shall not be reproduced, except in full,
without the written consent of Pace Analytical Services, Inc.

Pace Analytical Services, Inc.
1700 Elm Street - Suite 200
Minneapolis, MN 55414

Tel: 612-607-1700
Fax: 612- 607-6444

Method 8290 Sample Analysis Results

Client - PASI Seattle

Client's Sample ID	CNF-3-23-7.5		
Lab Sample ID	255663023		
Filename	F101119A_15		
Injected By	BAL		
Total Amount Extracted	16.0 g	Matrix	Solid
% Moisture	22.0	Dilution	NA
Dry Weight Extracted	12.5 g	Collected	11/09/2010 10:30
ICAL ID	F101012	Received	11/10/2010 10:00
CCal Filename(s)	F101118B_12 & F101119A_17	Extracted	11/16/2010 18:30
Method Blank ID	BLANK-26974	Analyzed	11/19/2010 14:18

Native Isomers	Conc ng/Kg	EMPC ng/Kg	EDL ng/Kg		Internal Standards	ng's Added	Percent Recovery	
2,3,7,8-TCDF	2.10	-----	0.46		2,3,7,8-TCDF-13C	2.00	69	
Total TCDF	6.20	-----	0.46		2,3,7,8-TCDD-13C	2.00	96	
					1,2,3,7,8-PeCDF-13C	2.00	138	R
2,3,7,8-TCDD	ND	-----	0.25		2,3,4,7,8-PeCDF-13C	2.00	139	R
Total TCDD	1.30	-----	0.25		1,2,3,7,8-PeCDD-13C	2.00	158	R
					1,2,3,4,7,8-HxCDF-13C	2.00	60	
1,2,3,7,8-PeCDF	-----	73.00	0.16	P	1,2,3,6,7,8-HxCDF-13C	2.00	63	
2,3,4,7,8-PeCDF	-----	17.00	0.22	P	2,3,4,6,7,8-HxCDF-13C	2.00	58	
Total PeCDF	83.00	-----	0.19		1,2,3,7,8,9-HxCDF-13C	2.00	65	
					1,2,3,4,7,8-HxCDD-13C	2.00	59	
1,2,3,7,8-PeCDD	0.35	-----	0.22	J	1,2,3,6,7,8-HxCDD-13C	2.00	62	
Total PeCDD	3.30	-----	0.22	J	1,2,3,4,6,7,8-HpCDF-13C	2.00	56	
					1,2,3,4,7,8,9-HpCDF-13C	2.00	58	
1,2,3,4,7,8-HxCDF	44.00	-----	0.27		1,2,3,4,6,7,8-HpCDD-13C	2.00	65	
1,2,3,6,7,8-HxCDF	7.50	-----	0.24		OCDD-13C	4.00	54	
2,3,4,6,7,8-HxCDF	3.80	-----	0.27	J				
1,2,3,7,8,9-HxCDF	9.00	-----	0.37		1,2,3,4-TCDD-13C	2.00	NA	
Total HxCDF	390.00	-----	0.29		1,2,3,7,8,9-HxCDD-13C	2.00	NA	
1,2,3,4,7,8-HxCDD	-----	0.36	0.26	I	2,3,7,8-TCDD-37Cl4	0.20	107	
1,2,3,6,7,8-HxCDD	12.00	-----	0.21					
1,2,3,7,8,9-HxCDD	1.50	-----	0.25	J				
Total HxCDD	42.00	-----	0.24					
1,2,3,4,6,7,8-HpCDF	130.00	-----	0.63		Total 2,3,7,8-TCDD			
1,2,3,4,7,8,9-HpCDF	10.00	-----	0.86		Equivalence: 13 ng/Kg			
Total HpCDF	430.00	-----	0.74		(Using 2005 WHO Factors - Using PRL/2 where ND)			
1,2,3,4,6,7,8-HpCDD	260.00	-----	1.10					
Total HpCDD	440.00	-----	1.10					
OCDF	530.00	-----	0.45					
OCDD	2300.00	-----	0.40					

Conc = Concentration (Totals include 2,3,7,8-substituted isomers).
EMPC = Estimated Maximum Possible Concentration
EDL = Estimated Detection Limit

ND = Not Detected
NA = Not Applicable
NC = Not Calculated

Results reported on a dry weight basis and are valid to no more than 2 significant figures.
J = Estimated value
R = Recovery outside target range
P = PCDE Interference
I = Interference present

REPORT OF LABORATORY ANALYSIS

This report shall not be reproduced, except in full,
without the written consent of Pace Analytical Services, Inc.

Pace Analytical Services, Inc.
1700 Elm Street - Suite 200
Minneapolis, MN 55414

Tel: 612-607-1700
Fax: 612- 607-6444

Method 8290 Sample Analysis Results

Client - PASI Seattle

Client's Sample ID	CNF-3-24-7.4		
Lab Sample ID	255663024		
Filename	F101119A_06		
Injected By	BAL		
Total Amount Extracted	16.4 g	Matrix	Solid
% Moisture	24.4	Dilution	NA
Dry Weight Extracted	12.4 g	Collected	11/09/2010 10:40
ICAL ID	F101012	Received	11/10/2010 10:00
CCal Filename(s)	F101118B_12 & F101119A_17	Extracted	11/16/2010 18:30
Method Blank ID	BLANK-26974	Analyzed	11/19/2010 07:24

Native Isomers	Conc ng/Kg	EMPC ng/Kg	EDL ng/Kg		Internal Standards	ng's Added	Percent Recovery
2,3,7,8-TCDF	ND	-----	0.20		2,3,7,8-TCDF-13C	2.00	66
Total TCDF	1.10	-----	0.20	B	2,3,7,8-TCDD-13C	2.00	73
					1,2,3,7,8-PeCDF-13C	2.00	76
2,3,7,8-TCDD	ND	-----	0.14		2,3,4,7,8-PeCDF-13C	2.00	89
Total TCDD	0.50	-----	0.14	J	1,2,3,7,8-PeCDD-13C	2.00	92
					1,2,3,4,7,8-HxCDF-13C	2.00	63
1,2,3,7,8-PeCDF	0.64	-----	0.16	J	1,2,3,6,7,8-HxCDF-13C	2.00	70
2,3,4,7,8-PeCDF	1.80	-----	0.16	J	2,3,4,6,7,8-HxCDF-13C	2.00	66
Total PeCDF	11.00	-----	0.16		1,2,3,7,8,9-HxCDF-13C	2.00	73
					1,2,3,4,7,8-HxCDD-13C	2.00	60
1,2,3,7,8-PeCDD	0.33	-----	0.16	J	1,2,3,6,7,8-HxCDD-13C	2.00	70
Total PeCDD	5.00	-----	0.16		1,2,3,4,6,7,8-HpCDF-13C	2.00	59
					1,2,3,4,7,8,9-HpCDF-13C	2.00	58
1,2,3,4,7,8-HxCDF	-----	7.1	0.18	P	1,2,3,4,6,7,8-HpCDD-13C	2.00	65
1,2,3,6,7,8-HxCDF	-----	1.6	0.21	P	OCDD-13C	4.00	55
2,3,4,6,7,8-HxCDF	1.10	-----	0.19	J			
1,2,3,7,8,9-HxCDF	0.61	-----	0.32	J	1,2,3,4-TCDD-13C	2.00	NA
Total HxCDF	11.00	-----	0.22		1,2,3,7,8,9-HxCDD-13C	2.00	NA
1,2,3,4,7,8-HxCDD	0.71	-----	0.18	J	2,3,7,8-TCDD-37Cl4	0.20	72
1,2,3,6,7,8-HxCDD	1.30	-----	0.17	J			
1,2,3,7,8,9-HxCDD	0.75	-----	0.21	J			
Total HxCDD	22.00	-----	0.19				
1,2,3,4,6,7,8-HpCDF	8.10	-----	0.25		Total 2,3,7,8-TCDD		
1,2,3,4,7,8,9-HpCDF	0.94	-----	0.39	J	Equivalence: 2.2 ng/Kg		
Total HpCDF	9.00	-----	0.32		(Using 2005 WHO Factors - Using PRL/2 where ND)		
1,2,3,4,6,7,8-HpCDD	41.00	-----	0.91				
Total HpCDD	160.00	-----	0.91				
OCDF	28.00	-----	0.45				
OCDD	830.00	-----	2.00				

Conc = Concentration (Totals include 2,3,7,8-substituted isomers).
EMPC = Estimated Maximum Possible Concentration
EDL = Estimated Detection Limit

ND = Not Detected
NA = Not Applicable
NC = Not Calculated

Results reported on a dry weight basis and are valid to no more than 2 significant figures.
J = Estimated value
B = Less than 10x higher than method blank level
P = PCDE Interference

REPORT OF LABORATORY ANALYSIS

This report shall not be reproduced, except in full,
without the written consent of Pace Analytical Services, Inc.

Pace Analytical Services, Inc.
1700 Elm Street - Suite 200
Minneapolis, MN 55414

Tel: 612-607-1700
Fax: 612- 607-6444

Method 8290 Sample Analysis Results

Client - PASI Seattle

Client's Sample ID	CNF-3-25-10		
Lab Sample ID	255663025		
Filename	P101119A_13		
Injected By	BAL		
Total Amount Extracted	15.5 g	Matrix	Solid
% Moisture	20.7	Dilution	NA
Dry Weight Extracted	12.3 g	Collected	11/09/2010 09:48
ICAL ID	P100312	Received	11/10/2010 10:00
CCal Filename(s)	P101118B_17 & P101119A_17	Extracted	11/16/2010 18:30
Method Blank ID	BLANK-26974	Analyzed	11/19/2010 17:09

Native Isomers	Conc ng/Kg	EMPC ng/Kg	EDL ng/Kg		Internal Standards	ng's Added	Percent Recovery	
2,3,7,8-TCDF	ND	-----	0.140		2,3,7,8-TCDF-13C	2.00	33	R
Total TCDF	0.30	-----	0.140	BJ	2,3,7,8-TCDD-13C	2.00	37	R
					1,2,3,7,8-PeCDF-13C	2.00	39	R
2,3,7,8-TCDD	ND	-----	0.170		2,3,4,7,8-PeCDF-13C	2.00	45	
Total TCDD	ND	-----	0.170		1,2,3,7,8-PeCDD-13C	2.00	50	
					1,2,3,4,7,8-HxCDF-13C	2.00	46	
1,2,3,7,8-PeCDF	ND	-----	0.160		1,2,3,6,7,8-HxCDF-13C	2.00	46	
2,3,4,7,8-PeCDF	ND	-----	0.094		2,3,4,6,7,8-HxCDF-13C	2.00	46	
Total PeCDF	ND	-----	0.130		1,2,3,7,8,9-HxCDF-13C	2.00	45	
					1,2,3,4,7,8-HxCDD-13C	2.00	48	
1,2,3,7,8-PeCDD	ND	-----	0.130		1,2,3,6,7,8-HxCDD-13C	2.00	52	
Total PeCDD	ND	-----	0.130		1,2,3,4,6,7,8-HpCDF-13C	2.00	45	
					1,2,3,4,7,8,9-HpCDF-13C	2.00	43	
1,2,3,4,7,8-HxCDF	-----	0.11	0.099	I	1,2,3,4,6,7,8-HpCDD-13C	2.00	50	
1,2,3,6,7,8-HxCDF	ND	-----	0.100		OCDD-13C	4.00	34	R
2,3,4,6,7,8-HxCDF	ND	-----	0.081					
1,2,3,7,8,9-HxCDF	ND	-----	0.110		1,2,3,4-TCDD-13C	2.00	NA	
Total HxCDF	ND	-----	0.097		1,2,3,7,8,9-HxCDD-13C	2.00	NA	
1,2,3,4,7,8-HxCDD	ND	-----	0.100		2,3,7,8-TCDD-37Cl4	0.20	52	
1,2,3,6,7,8-HxCDD	ND	-----	0.086					
1,2,3,7,8,9-HxCDD	ND	-----	0.098					
Total HxCDD	ND	-----	0.094					
1,2,3,4,6,7,8-HpCDF	-----	0.19	0.085	I	Total 2,3,7,8-TCDD			
1,2,3,4,7,8,9-HpCDF	ND	-----	0.110		Equivalence: 0.21 ng/Kg			
Total HpCDF	0.26	-----	0.096	BJ	(Using 2005 WHO Factors - Using PRL/2 where ND)			
1,2,3,4,6,7,8-HpCDD	0.51	-----	0.120	J				
Total HpCDD	1.00	-----	0.120	BJ				
OCDF	0.41	-----	0.160	BJ				
OCDD	3.60	-----	0.210	BJ				

Conc = Concentration (Totals include 2,3,7,8-substituted isomers).
EMPC = Estimated Maximum Possible Concentration
EDL = Estimated Detection Limit

ND = Not Detected
NA = Not Applicable
NC = Not Calculated

Results reported on a dry weight basis and are valid to no more than 2 significant figures.
J = Estimated value
B = Less than 10x higher than method blank level
R = Recovery outside target range
I = Interference present

REPORT OF LABORATORY ANALYSIS

This report shall not be reproduced, except in full,
without the written consent of Pace Analytical Services, Inc.

Pace Analytical Services, Inc.
1700 Elm Street - Suite 200
Minneapolis, MN 55414

Tel: 612-607-1700
Fax: 612- 607-6444

Method 8290 Blank Analysis Results

Lab Sample ID	BLANK-26969	Matrix	Solid
Filename	F101117B_09	Dilution	NA
Total Amount Extracted	10.4 g	Extracted	11/15/2010 15:45
ICAL ID	F101012	Analyzed	11/17/2010 20:06
CCal Filename(s)	F101117B_02 & F101117B_19	Injected By	SMT

Native Isomers	Conc ng/Kg	EMPC ng/Kg	EDL ng/Kg		Internal Standards	ng's Added	Percent Recovery
2,3,7,8-TCDF	0.20	-----	0.140	J	2,3,7,8-TCDF-13C	2.00	59
Total TCDF	1.40	-----	0.140		2,3,7,8-TCDD-13C	2.00	60
					1,2,3,7,8-PeCDF-13C	2.00	67
2,3,7,8-TCDD	ND	-----	0.160		2,3,4,7,8-PeCDF-13C	2.00	81
Total TCDD	ND	-----	0.160		1,2,3,7,8-PeCDD-13C	2.00	80
					1,2,3,4,7,8-HxCDF-13C	2.00	63
1,2,3,7,8-PeCDF	ND	-----	0.190		1,2,3,6,7,8-HxCDF-13C	2.00	71
2,3,4,7,8-PeCDF	-----	0.13	0.120	I	2,3,4,6,7,8-HxCDF-13C	2.00	68
Total PeCDF	0.22	-----	0.160	J	1,2,3,7,8,9-HxCDF-13C	2.00	76
					1,2,3,4,7,8-HxCDD-13C	2.00	59
1,2,3,7,8-PeCDD	ND	-----	0.092		1,2,3,6,7,8-HxCDD-13C	2.00	76
Total PeCDD	ND	-----	0.092		1,2,3,4,6,7,8-HpCDF-13C	2.00	57
					1,2,3,4,7,8,9-HpCDF-13C	2.00	54
1,2,3,4,7,8-HxCDF	0.17	-----	0.098	J	1,2,3,4,6,7,8-HpCDD-13C	2.00	55
1,2,3,6,7,8-HxCDF	ND	-----	0.095		OCDD-13C	4.00	54
2,3,4,6,7,8-HxCDF	ND	-----	0.078				
1,2,3,7,8,9-HxCDF	0.12	-----	0.110	J	1,2,3,4-TCDD-13C	2.00	NA
Total HxCDF	0.41	-----	0.095	J	1,2,3,7,8,9-HxCDD-13C	2.00	NA
1,2,3,4,7,8-HxCDD	ND	-----	0.071		2,3,7,8-TCDD-37Cl4	0.20	57
1,2,3,6,7,8-HxCDD	ND	-----	0.069				
1,2,3,7,8,9-HxCDD	ND	-----	0.088				
Total HxCDD	ND	-----	0.076				
1,2,3,4,6,7,8-HpCDF	-----	0.11	0.077	I	Total 2,3,7,8-TCDD		
1,2,3,4,7,8,9-HpCDF	ND	-----	0.120		Equivalence: 0.22 ng/Kg		
Total HpCDF	ND	-----	0.097		(Using 2005 WHO Factors - Using PRL/2 where ND)		
1,2,3,4,6,7,8-HpCDD	0.15	-----	0.140	J			
Total HpCDD	0.15	-----	0.140	J			
OCDF	-----	0.42	0.120	I			
OCDD	-----	0.74	0.090	I			

Conc = Concentration (Totals include 2,3,7,8-substituted isomers).
EMPC = Estimated Maximum Possible Concentration
EDL = Estimated Detection Limit

Results reported on a dry weight basis and are valid to no more than 2 significant figures.
J = Estimated value
I = Interference present

REPORT OF LABORATORY ANALYSIS

This report shall not be reproduced, except in full,
without the written consent of Pace Analytical Services, Inc.

Pace Analytical Services, Inc.
1700 Elm Street - Suite 200
Minneapolis, MN 55414

Tel: 612-607-1700
Fax: 612- 607-6444

Method 8290 Blank Analysis Results

Lab Sample ID	BLANK-26974	Matrix	Solid
Filename	P101118B_06	Dilution	NA
Total Amount Extracted	10.1 g	Extracted	11/16/2010 18:30
ICAL ID	P100312	Analyzed	11/18/2010 22:50
CCal Filename(s)	P101118B_01 & P101118B_17	Injected By	BAL

Native Isomers	Conc ng/Kg	EMPC ng/Kg	EDL ng/Kg		Internal Standards	ng's Added	Percent Recovery
2,3,7,8-TCDF	ND	-----	0.095		2,3,7,8-TCDF-13C	2.00	52
Total TCDF	0.200	-----	0.095	J	2,3,7,8-TCDD-13C	2.00	58
					1,2,3,7,8-PeCDF-13C	2.00	57
2,3,7,8-TCDD	ND	-----	0.110		2,3,4,7,8-PeCDF-13C	2.00	66
Total TCDD	ND	-----	0.110		1,2,3,7,8-PeCDD-13C	2.00	69
					1,2,3,4,7,8-HxCDF-13C	2.00	68
1,2,3,7,8-PeCDF	ND	-----	0.120		1,2,3,6,7,8-HxCDF-13C	2.00	68
2,3,4,7,8-PeCDF	ND	-----	0.076		2,3,4,6,7,8-HxCDF-13C	2.00	66
Total PeCDF	ND	-----	0.099		1,2,3,7,8,9-HxCDF-13C	2.00	69
					1,2,3,4,7,8-HxCDD-13C	2.00	72
1,2,3,7,8-PeCDD	ND	-----	0.084		1,2,3,6,7,8-HxCDD-13C	2.00	73
Total PeCDD	ND	-----	0.084		1,2,3,4,6,7,8-HpCDF-13C	2.00	68
					1,2,3,4,7,8,9-HpCDF-13C	2.00	69
1,2,3,4,7,8-HxCDF	ND	-----	0.054		1,2,3,4,6,7,8-HpCDD-13C	2.00	75
1,2,3,6,7,8-HxCDF	ND	-----	0.049		OCDD-13C	4.00	57
2,3,4,6,7,8-HxCDF	ND	-----	0.052				
1,2,3,7,8,9-HxCDF	ND	-----	0.056		1,2,3,4-TCDD-13C	2.00	NA
Total HxCDF	ND	-----	0.053		1,2,3,7,8,9-HxCDD-13C	2.00	NA
1,2,3,4,7,8-HxCDD	ND	-----	0.071		2,3,7,8-TCDD-37Cl4	0.20	60
1,2,3,6,7,8-HxCDD	ND	-----	0.073				
1,2,3,7,8,9-HxCDD	ND	-----	0.063				
Total HxCDD	ND	-----	0.069				
1,2,3,4,6,7,8-HpCDF	0.071	-----	0.041	J	Total 2,3,7,8-TCDD		
1,2,3,4,7,8,9-HpCDF	ND	-----	0.059		Equivalence: 0.14 ng/Kg		
Total HpCDF	0.071	-----	0.050	J	(Using 2005 WHO Factors - Using PRL/2 where ND)		
1,2,3,4,6,7,8-HpCDD	-----	0.11	0.062	I			
Total HpCDD	0.140	-----	0.062	J			
OCDF	0.170	-----	0.063	J			
OCDD	0.560	-----	0.130	J			

Conc = Concentration (Totals include 2,3,7,8-substituted isomers).
EMPC = Estimated Maximum Possible Concentration
EDL = Estimated Detection Limit

Results reported on a dry weight basis and are valid to no more than 2 significant figures.
J = Estimated value
I = Interference present

REPORT OF LABORATORY ANALYSIS

This report shall not be reproduced, except in full,
without the written consent of Pace Analytical Services, Inc.

Pace Analytical Services, Inc.
1700 Elm Street - Suite 200
Minneapolis, MN 55414

Tel: 612-607-1700
Fax: 612- 607-6444

Method 8290 Laboratory Control Spike Results

Lab Sample ID	LCS-26970		
Filename	F101118A_16	Matrix	Solid
Total Amount Extracted	10.3 g	Dilution	NA
ICAL ID	F101012	Extracted	11/15/2010 15:45
CCal Filename(s)	F101117B_19 & F101118A_18	Analyzed	11/18/2010 16:01
Method Blank ID	BLANK-26969	Injected By	SMT

Native Isomers	Qs (ng)	Qm (ng)	% Rec.	Internal Standards	ng's Added	Percent Recovery
2,3,7,8-TCDF	0.20	0.26	128	2,3,7,8-TCDF-13C	2.0	61
Total TCDF				2,3,7,8-TCDD-13C	2.0	66
				1,2,3,7,8-PeCDF-13C	2.0	74
2,3,7,8-TCDD	0.20	0.20	100	2,3,4,7,8-PeCDF-13C	2.0	85
Total TCDD				1,2,3,7,8-PeCDD-13C	2.0	97
				1,2,3,4,7,8-HxCDF-13C	2.0	68
1,2,3,7,8-PeCDF	1.0	1.2	117	1,2,3,6,7,8-HxCDF-13C	2.0	68
2,3,4,7,8-PeCDF	1.0	1.1	111	2,3,4,6,7,8-HxCDF-13C	2.0	67
Total PeCDF				1,2,3,7,8,9-HxCDF-13C	2.0	72
				1,2,3,4,7,8-HxCDD-13C	2.0	68
1,2,3,7,8-PeCDD	1.0	1.1	106	1,2,3,6,7,8-HxCDD-13C	2.0	58
Total PeCDD				1,2,3,4,6,7,8-HpCDF-13C	2.0	61
				1,2,3,4,7,8,9-HpCDF-13C	2.0	62
1,2,3,4,7,8-HxCDF	1.0	1.1	107	1,2,3,4,6,7,8-HpCDD-13C	2.0	68
1,2,3,6,7,8-HxCDF	1.0	1.1	115	OCDD-13C	4.0	53
2,3,4,6,7,8-HxCDF	1.0	1.1	112			
1,2,3,7,8,9-HxCDF	1.0	1.1	111	1,2,3,4-TCDD-13C	2.0	NA
Total HxCDF				1,2,3,7,8,9-HxCDD-13C	2.0	NA
1,2,3,4,7,8-HxCDD	1.0	1.1	109	2,3,7,8-TCDD-37Cl4	0.20	61
1,2,3,6,7,8-HxCDD	1.0	1.1	111			
1,2,3,7,8,9-HxCDD	1.0	1.3	128			
Total HxCDD						
1,2,3,4,6,7,8-HpCDF	1.0	1.1	111			
1,2,3,4,7,8,9-HpCDF	1.0	1.1	108			
Total HpCDF						
1,2,3,4,6,7,8-HpCDD	1.0	1.0	101			
Total HpCDD						
OCDF	2.0	2.5	125			
OCDD	2.0	2.5	123			

Qs = Quantity Spiked
Qm = Quantity Measured
Rec. = Recovery (Expressed as Percent)
R = Recovery outside of target range
Y = RF averaging used in calculations
Nn = Value obtained from additional analysis
NA = Not Applicable
* = See Discussion

REPORT OF LABORATORY ANALYSIS

This report shall not be reproduced, except in full,
without the written consent of Pace Analytical Services, Inc.

Pace Analytical Services, Inc.
1700 Elm Street - Suite 200
Minneapolis, MN 55414

Tel: 612-607-1700
Fax: 612- 607-6444

Method 8290 Laboratory Control Spike Results

Lab Sample ID	LCS-26975		
Filename	P101118B_02	Matrix	Solid
Total Amount Extracted	10.3 g	Dilution	NA
ICAL ID	P100312	Extracted	11/16/2010 18:30
CCal Filename(s)	P101118B_01 & P101118B_17	Analyzed	11/18/2010 19:48
Method Blank ID	BLANK-26974	Injected By	BAL

Native Isomers	**Qs** (ng)	**Qm** (ng)	% Rec.	**Internal Standards**	**ng's Added**	**Percent Recovery**
2,3,7,8-TCDF	0.20	0.23	113	2,3,7,8-TCDF-13C	2.0	33 R
Total TCDF				2,3,7,8-TCDD-13C	2.0	39 R
				1,2,3,7,8-PeCDF-13C	2.0	52
2,3,7,8-TCDD	0.20	0.22	108	2,3,4,7,8-PeCDF-13C	2.0	64
Total TCDD				1,2,3,7,8-PeCDD-13C	2.0	69
				1,2,3,4,7,8-HxCDF-13C	2.0	71
1,2,3,7,8-PeCDF	1.0	1.1	112	1,2,3,6,7,8-HxCDF-13C	2.0	73
2,3,4,7,8-PeCDF	1.0	1.1	107	2,3,4,6,7,8-HxCDF-13C	2.0	73
Total PeCDF				1,2,3,7,8,9-HxCDF-13C	2.0	76
				1,2,3,4,7,8-HxCDD-13C	2.0	76
1,2,3,7,8-PeCDD	1.0	0.98	98	1,2,3,6,7,8-HxCDD-13C	2.0	79
Total PeCDD				1,2,3,4,6,7,8-HpCDF-13C	2.0	75
				1,2,3,4,7,8,9-HpCDF-13C	2.0	78
1,2,3,4,7,8-HxCDF	1.0	1.1	113	1,2,3,4,6,7,8-HpCDD-13C	2.0	89
1,2,3,6,7,8-HxCDF	1.0	1.1	112	OCDD-13C	4.0	67
2,3,4,6,7,8-HxCDF	1.0	1.1	113			
1,2,3,7,8,9-HxCDF	1.0	1.1	115	1,2,3,4-TCDD-13C	2.0	NA
Total HxCDF				1,2,3,7,8,9-HxCDD-13C	2.0	NA
1,2,3,4,7,8-HxCDD	1.0	1.1	108	2,3,7,8-TCDD-37Cl4	0.20	41
1,2,3,6,7,8-HxCDD	1.0	1.1	107			
1,2,3,7,8,9-HxCDD	1.0	1.1	113			
Total HxCDD						
1,2,3,4,6,7,8-HpCDF	1.0	1.1	112			
1,2,3,4,7,8,9-HpCDF	1.0	1.1	109			
Total HpCDF						
1,2,3,4,6,7,8-HpCDD	1.0	1.0	104			
Total HpCDD						
OCDF	2.0	2.3	114			
OCDD	2.0	2.3	113			

Qs = Quantity Spiked
Qm = Quantity Measured
Rec. = Recovery (Expressed as Percent)
R = Recovery outside of target range

Y = RF averaging used in calculations
Nn = Value obtained from additional analysis
NA = Not Applicable
* = See Discussion

REPORT OF LABORATORY ANALYSIS

This report shall not be reproduced, except in full,
without the written consent of Pace Analytical Services, Inc.

Pace Analytical Services, Inc.
1700 Elm Street - Suite 200
Minneapolis, MN 55414

Tel: 612-607-1700
Fax: 612- 607-6444

Method 8290 Spiked Sample Report

Client - PASI Seattle

Client's Sample ID	CNF-3-6-1-MS		
Lab Sample ID	255663006-MS		
Filename	P101118B_14	Matrix	Solid
Total Amount Extracted	13.5 g	Dilution	NA
ICAL ID	P100312	Extracted	11/16/2010 18:30
CCal Filename(s)	P101118B_01 & P101118B_17	Analyzed	11/19/2010 04:56
Method Blank ID	BLANK-26974	Injected By	BAL

Native Isomers	**Qs** (ng)	**Qm** (ng)	% Rec.	**Internal Standards**	**ng's Added**	**Percent Recovery**
2,3,7,8-TCDF	0.20	0.24	118	2,3,7,8-TCDF-13C	2.00	76
				2,3,7,8-TCDD-13C	2.00	86
				1,2,3,7,8-PeCDF-13C	2.00	74
2,3,7,8-TCDD	0.20	0.22	109	2,3,4,7,8-PeCDF-13C	2.00	80
				1,2,3,7,8-PeCDD-13C	2.00	89
				1,2,3,4,7,8-HxCDF-13C	2.00	79
1,2,3,7,8-PeCDF	1.00	1.14	114	1,2,3,6,7,8-HxCDF-13C	2.00	77
2,3,4,7,8-PeCDF	1.00	1.09	109	2,3,4,6,7,8-HxCDF-13C	2.00	75
				1,2,3,7,8,9-HxCDF-13C	2.00	77
				1,2,3,4,7,8-HxCDD-13C	2.00	82
1,2,3,7,8-PeCDD	1.00	1.00	100	1,2,3,6,7,8-HxCDD-13C	2.00	82
				1,2,3,4,6,7,8-HpCDF-13C	2.00	74
				1,2,3,4,7,8,9-HpCDF-13C	2.00	73
1,2,3,4,7,8-HxCDF	1.00	1.14	114	1,2,3,4,6,7,8-HpCDD-13C	2.00	83
1,2,3,6,7,8-HxCDF	1.00	1.19	119	OCDD-13C	4.00	59
2,3,4,6,7,8-HxCDF	1.00	1.16	116			
1,2,3,7,8,9-HxCDF	1.00	1.16	116	1,2,3,4-TCDD-13C	2.00	NA
				1,2,3,7,8,9-HxCDD-13C	2.00	NA
1,2,3,4,7,8-HxCDD	1.00	1.06	106	2,3,7,8-TCDD-37Cl4	0.20	89
1,2,3,6,7,8-HxCDD	1.00	1.10	110			
1,2,3,7,8,9-HxCDD	1.00	1.11	111			
1,2,3,4,6,7,8-HpCDF	1.00	1.14	114			
1,2,3,4,7,8,9-HpCDF	1.00	1.09	109			
1,2,3,4,6,7,8-HpCDD	1.00	1.11	111			
OCDF	2.00	2.22	111			
OCDD	2.00	2.85	143			

Qs = Quantity Spiked Qm = Quantity Measured Rec. = Recovery (Expressed as Percent)

Results reported on a dry weight basis and are valid to no more than 2 significant figures.

REPORT OF LABORATORY ANALYSIS

This report shall not be reproduced, except in full,
without the written consent of Pace Analytical Services, Inc.

Pace Analytical Services, Inc.
1700 Elm Street - Suite 200
Minneapolis, MN 55414

Tel: 612-607-1700
Fax: 612- 607-6444

Method 8290 Spiked Sample Report

Client - PASI Seattle

Client's Sample ID	CNF-3-6-1-MSD		
Lab Sample ID	255663006-MSD		
Filename	P101118B_15	Matrix	Solid
Total Amount Extracted	13.4 g	Dilution	NA
ICAL ID	P100312	Extracted	11/16/2010 18:30
CCal Filename(s)	P101118B_01 & P101119B_17	Analyzed	11/19/2010 05:42
Method Blank ID	BLANK-26974	Injected By	BAL

Native Isomers	**Qs** (ng)	**Qm** (ng)	% Rec.	**Internal Standards**	**ng's Added**	**Percent Recovery**
2,3,7,8-TCDF	0.20	0.24	120	2,3,7,8-TCDF-13C	2.00	74
				2,3,7,8-TCDD-13C	2.00	84
				1,2,3,7,8-PeCDF-13C	2.00	72
2,3,7,8-TCDD	0.20	0.22	112	2,3,4,7,8-PeCDF-13C	2.00	74
				1,2,3,7,8-PeCDD-13C	2.00	85
				1,2,3,4,7,8-HxCDF-13C	2.00	76
1,2,3,7,8-PeCDF	1.00	1.19	119	1,2,3,6,7,8-HxCDF-13C	2.00	73
2,3,4,7,8-PeCDF	1.00	1.13	113	2,3,4,6,7,8-HxCDF-13C	2.00	71
				1,2,3,7,8,9-HxCDF-13C	2.00	71
				1,2,3,4,7,8-HxCDD-13C	2.00	82
1,2,3,7,8-PeCDD	1.00	1.02	102	1,2,3,6,7,8-HxCDD-13C	2.00	77
				1,2,3,4,6,7,8-HpCDF-13C	2.00	65
				1,2,3,4,7,8,9-HpCDF-13C	2.00	57
1,2,3,4,7,8-HxCDF	1.00	1.15	115	1,2,3,4,6,7,8-HpCDD-13C	2.00	70
1,2,3,6,7,8-HxCDF	1.00	1.22	122	OCDD-13C	4.00	33 R
2,3,4,6,7,8-HxCDF	1.00	1.18	118			
1,2,3,7,8,9-HxCDF	1.00	1.16	116	1,2,3,4-TCDD-13C	2.00	NA
				1,2,3,7,8,9-HxCDD-13C	2.00	NA
1,2,3,4,7,8-HxCDD	1.00	1.08	108	2,3,7,8-TCDD-37Cl4	0.20	90
1,2,3,6,7,8-HxCDD	1.00	1.12	112			
1,2,3,7,8,9-HxCDD	1.00	1.13	113			
1,2,3,4,6,7,8-HpCDF	1.00	1.19	119			
1,2,3,4,7,8,9-HpCDF	1.00	1.14	114			
1,2,3,4,6,7,8-HpCDD	1.00	1.21	121			
OCDF	2.00	2.48	124			
OCDD	2.00	3.30	165			

Qs = Quantity Spiked Qm = Quantity Measured Rec. = Recovery (Expressed as Percent)

Results reported on a dry weight basis and are valid to no more than 2 significant figures.
R = Recovery outside target range

REPORT OF LABORATORY ANALYSIS

This report shall not be reproduced, except in full,
without the written consent of Pace Analytical Services, Inc.

Pace Analytical Services, Inc.
1700 Elm Street - Suite 200
Minneapolis, MN 55414

Tel: 612-607-1700
Fax: 612- 607-6444

Method 8290 Spike Sample Results

Client - PASI Seattle

Client Sample ID	CNF-3-6-1			Dry Weights	
Lab Sample ID	255663006	Sample Filename	P101118B_13	Sample Amount	12.8 g
MS ID	255663006-MS	MS Filename	P101118B_14	MS Amount	12.5 g
MSD ID	255663006-MSD	MSD Filename	P101118B_15	MSD Amount	12.4 g

Analyte	Sample Conc. ng/Kg	MS/MSD Qs (ng)	MS Qm (ng)	MSD Qm (ng)	RPD	Background Subtracted MS % Rec.	MSD % Rec.	RPD
2,3,7,8-TCDF	0.122	0.20	0.24	0.24	1.5	118	119	1.5
2,3,7,8-TCDD	0.000	0.20	0.22	0.22	3.3	109	112	3.3
1,2,3,7,8-PeCDF	0.000	1.00	1.14	1.19	3.9	114	119	3.9
2,3,4,7,8-PeCDF	0.182	1.00	1.09	1.13	3.5	109	113	3.5
1,2,3,7,8-PeCDD	0.000	1.00	1.00	1.02	2.1	100	102	2.1
1,2,3,4,7,8-HxCDF	0.310	1.00	1.14	1.15	1.0	113	114	1.0
1,2,3,6,7,8-HxCDF	0.000	1.00	1.19	1.22	1.9	118	121	1.9
2,3,4,6,7,8-HxCDF	0.179	1.00	1.16	1.18	1.5	116	118	1.5
1,2,3,7,8,9-HxCDF	0.096	1.00	1.16	1.16	0.4	115	116	0.4
1,2,3,4,7,8-HxCDD	0.120	1.00	1.06	1.08	1.4	106	108	1.4
1,2,3,6,7,8-HxCDD	0.416	1.00	1.10	1.12	1.7	110	112	1.7
1,2,3,7,8,9-HxCDD	0.194	1.00	1.11	1.13	1.9	110	112	1.9
1,2,3,4,6,7,8-HpCDF	2.190	1.00	1.14	1.19	4.1	112	117	4.2
1,2,3,4,7,8,9-HpCDF	0.202	1.00	1.09	1.14	3.7	109	113	3.7
1,2,3,4,6,7,8-HpCDD	7.970	1.00	1.11	1.21	8.4	101	111	9.2
OCDF	5.800	2.00	2.22	2.48	10.7	108	120	11.1
OCDD	63.400	2.00	2.85	3.30	14.4	103	126	19.5

Definitions

MS = Matrix Spike
MSD = Matrix Spike Duplicate
Qm = Quantity Measured
Qs = Quantity Spiked
% Rec. = Percent Recovery
RPD = Relative Percent Difference
NA = Not Applicable
NC = Not Calculated

CDD = Chlorinated dibenzo-p-dioxin
CDF = Chlorinated dibenzo-p-furan
T = Tetra
Pe = Penta
Hx = Hexa
Hp = Hepta
O = Octa

Sample Condition Upon Receipt

Pace Analytical

Client Name: B & C Project # 255663

Courier: ☐ Fed Ex ☐ UPS ☐ USPS ☐ Client ☐ Commercial ☐ Pace Other PCS

Tracking #: _____

Custody Seal on Cooler/Box Present: ☐ Yes ☑ No Seals intact: ☐ Yes ☐ No

Packing Material: ☐ Bubble Wrap ☑ Bubble Bags ☐ None ☐ Other _____ Temp. Blank (Yes) ____ No ____

Thermometer Used 132013 or 101731962 or 226099 Type of Ice: (Wet) Blue None ☐ Samples on ice, cooling process has begun

Cooler Temperature 5.5 Biological Tissue is Frozen: Yes No

Date and Initials of person examining contents: NS 11/9

Temp should be above freezing ≤ 6°C Comments:

Chain of Custody Present:	☑Yes ☐No ☐N/A	1.	
Chain of Custody Filled Out:	☑Yes ☐No ☐N/A	2.	
Chain of Custody Relinquished:	☑Yes ☐No ☐N/A	3.	
Sampler Name & Signature on COC:	☑Yes ☐No ☐N/A	4.	
Samples Arrived within Hold Time:	☑Yes ☐No ☐N/A	5.	
Short Hold Time Analysis (<72hr):	☐Yes ☑No ☐N/A	6.	
Rush Turn Around Time Requested:	☐Yes ☑No ☐N/A	7.	
Sufficient Volume:	☑Yes ☐No ☐N/A	8.	
Correct Containers Used:	☑Yes ☐No ☐N/A	9.	
-Pace Containers Used:	☑Yes ☐No ☐N/A		
Containers Intact:	☑Yes ☐No ☐N/A	10.	
Filtered volume received for Dissolved tests	☐Yes ☐No ☑N/A	11.	
Sample Labels match COC:	☑Yes ☐No ☐N/A	12.	
-Includes date/time/ID/Analysis Matrix: Soil			
All containers needing preservation have been checked.	☐Yes ☐No ☑N/A	13.	
All containers needing preservation are found to be in compliance with EPA recommendation.	☐Yes ☐No ☑N/A		
Exceptions: VOA, coliform, TOC, O&G		Initial when completed	Lot # of added preservative
Samples checked for dechlorination:	☐Yes ☐No ☑N/A	14.	
Headspace in VOA Vials (>6mm):	☐Yes ☐No ☑N/A	15.	
Trip Blanks Present:	☐Yes ☑No ☐N/A	16.	
Trip Blank Custody Seals Present	☐Yes ☐No ☑N/A		
Pace Trip Blank Lot # (if purchased):			

Client Notification/ Resolution: Field Data Required? Y / N

Person Contacted: Josh Date/Time: 11/9/10

Comments/ Resolution:

Dioxins need 10-day TAT: +20% markup. GC.

Project Manager Review: JENNI GROSS Date: 11/9/10

Note: Whenever there is a discrepancy affecting North Carolina compliance samples, a copy of this form will be sent to the North Carolina DEHNR Certification Office (i.e out of hold, incorrect preservative, out of temp, incorrect containers)

Pace Analytical®
www.pacelabs.com

CHAIN-OF-CUSTODY / Analytical Request Document

The Chain-of-Custody is a LEGAL DOCUMENT. All relevant fields must be completed accurately.

Page: 1 of 3

1391158

Section A Required Client Information:	Section B Required Project Information:	Section C Invoice Information:
Company: Brown + Caldwell	Report To: Jon Turk	Attention: Josh Johnson
Address: 724 Columbia St NW Ste 420 Olympia, WA	Copy To: Josh Johnson	Company Name: Brown + Caldwell
		Address: 724 Columbia St NW
Email To: jturke browncald.com	Purchase Order No.:	Pace Quote Reference:
Phone: 360-534-1206 Fax: 360-943-7513	Project Name: Olympia Soils	Pace Project Manager:
Requested Due Date/TAT:	Project Number:	Pace Profile #:

REGULATORY AGENCY

☐ NPDES ☐ GROUND WATER ☐ DRINKING WATER
☐ UST ☐ RCRA ☒ OTHER ECY

Site Location STATE: WA

Section D Required Client Information

Matrix Codes (MATRIX / CODE): Drinking Water DW; Water WT; Waste Water WW; Product P; Soil/Solid SL; Oil OL; Wipe WP; Air AR; Tissue TS; Other OT

SAMPLE ID (A-Z, 0-9 / ,-) Sample IDs MUST BE UNIQUE

Requested Analysis Filtered (Y/N)

ITEM #	SAMPLE ID	MATRIX CODE (see valid codes to left)	SAMPLE TYPE (G=GRAB C=COMP)	COLLECTED: COMPOSITE START DATE	COMPOSITE START TIME	COMPOSITE END/GRAB DATE	COMPOSITE END/GRAB TIME	SAMPLE TEMP AT COLLECTION	# OF CONTAINERS	Preservatives: Unpreserved	H_2SO_4	HNO_3	HCl	NaOH	$Na_2S_2O_3$	Methanol	Other	Analysis Test (Y/N)	Dioxins/Furans	Residual Chlorine (Y/N)	Pace Project No./ Lab I.D.
1	CNF-3-1-1.5	SL	G			11/9/10	8:05		1	X									X		255663
2	CNF-3-2-1.5						8:10														
3	CNF-3-3-1.5						8:15														
4	CNF-3-4-1.5						8:25														
5	CNF-3-5-1						8:28														
6	CNF-3-6-1						8:32														
7	CNF-3-7-2.5						8:35														
8	CNF-3-8-2.5						8:40														
9	CNF-3-9-2.5						8:43														
10	CNF-3-10-2.5						8:48														
11	CNF-3-11-2.5						8:52														
12	CNF-3-12-2.5						8:55														

ADDITIONAL COMMENTS	RELINQUISHED BY / AFFILIATION	DATE	TIME	ACCEPTED BY / AFFILIATION	DATE	TIME	SAMPLE CONDITIONS: Temp in °C	Received on Ice (Y/N)	Custody Sealed Cooler (Y/N)	Samples Intact (Y/N)
	(BC)	11/9/10	14:05	K. Cottright	11/9/10	1405				
	K. Cottright PCS	11/9/10	1520	Jyothi Sway	11/9/10	1520	5.5	Y	N	Y

ORIGINAL

SAMPLER NAME AND SIGNATURE

PRINT Name of SAMPLER: Jon Turk

SIGNATURE of SAMPLER: Jon Turk DATE Signed (MM/DD/YY): 11/9/10

*Important Note: By signing this form you are accepting Pace's NET 30 day payment terms and agreeing to late charges of 1.5% per month for any invoices not paid within 30 days.

Pace Analytical®
www.pacelabs.com

CHAIN-OF-CUSTODY / Analytical Request Document

The Chain-of-Custody is a LEGAL DOCUMENT. All relevant fields must be completed accurately.

1391157

Section A Required Client Information:

Company: Brown + Caldwell
Address: 724 Columbia St NW
Ste 420 Olympia WA
Email To: jturk@brwncald.com
Phone: 360-534-1206 Fax: 360-943-7513
Requested Due Date/TAT:

Section B Required Project Information:

Report To: Jon Turk
Copy To: Josh Johnson
Purchase Order No.:
Project Name: Olympia Soils
Project Number:

Section C Invoice Information:

Attention: Josh Johnson
Company Name: Brown + Caldwell
Address: 724 Columbia St NW
Pace Quote Reference:
Pace Project Manager:
Pace Profile #:

REGULATORY AGENCY

☐ NPDES ☐ GROUND WATER ☐ DRINKING WATER
☐ UST ☐ RCRA ☒ OTHER ECY

Site Location STATE: WA

Section D Required Client Information

SAMPLE ID
(A-Z, 0-9 / ,-)
Sample IDs MUST BE UNIQUE

Matrix Codes MATRIX / CODE

Drinking Water	DW
Water	WT
Waste Water	WW
Product	P
Soil/Solid	SL
Oil	OL
Wipe	WP
Air	AR
Tissue	TS
Other	OT

Requested Analysis Filtered (Y/N)

ITEM #	SAMPLE ID	MATRIX CODE (see valid codes to left)	SAMPLE TYPE (G=GRAB C=COMP)	COLLECTED COMPOSITE START DATE	COLLECTED COMPOSITE START TIME	COLLECTED COMPOSITE END/GRAB DATE	COLLECTED COMPOSITE END/GRAB TIME	SAMPLE TEMP AT COLLECTION	# OF CONTAINERS	Preservatives: Unpreserved	H_2SO_4	HNO_3	HCl	NaOH	$Na_2S_2O_3$	Methanol	Other	Analysis Test Y/N	Analysis Test: Dioxins/Furans	Residual Chlorine (Y/N)	Pace Project No./ Lab I.D.
1	CNF-3-13-3.5	SL	G			11/9/10	8:58		1	X									X		255663
2	CNF-3-14-3.5						9:05														
3	CNF-3-15-3.5						9:10														
4	CNF-3-16-3.5						9:15														
5	CNF-3-17-3.5						9:25														
6	CNF-3-18-3.5						9:35														
7	CNF-3-19-7.5						9:50														
8	CNF-3-20-7.5						9:58														
9	CNF-3-21-7.5						10:10														
10	CNF-3-22-7.5						10:20														
11	CNF-3-23-7.5						10:30														
12	CNF-3-24-7.5						10:40		V												

ADDITIONAL COMMENTS	RELINQUISHED BY / AFFILIATION	DATE	TIME	ACCEPTED BY / AFFILIATION	DATE	TIME	SAMPLE CONDITIONS			
	(CBC)	11/9/10	14:05	K. Cottright	11/9/10	1405				
	K. Cottright PCS	11/9/10	1520	Jyothi Suby	11/9/10	1520	5.5	Y	N	Y

ORIGINAL

SAMPLER NAME AND SIGNATURE

PRINT Name of SAMPLER: Jon Turk
SIGNATURE of SAMPLER: [signature] DATE Signed (MM/DD/YY): 11/9/10

Temp in °C | Received on Ice (Y/N) | Custody Sealed Cooler (Y/N) | Samples Intact (Y/N)

*Important Note: By signing this form you are accepting Pace's NET 30 day payment terms and agreeing to late charges of 1.5% per month for any invoices not paid within 30 days.

Pace Analytical®
www.pacelabs.com

CHAIN-OF-CUSTODY / Analytical Request Document

The Chain-of-Custody is a LEGAL DOCUMENT. All relevant fields must be completed accurately.

Page: 3 of 3

1391156

Section A Required Client Information:

Company: Brown+Caldwell
Address: 724 Columbia St NW
Ste 420 Olympia WA
Email To: jturk@browncald.com
Phone: 360-534-1206 Fax: 360-943-7513
Requested Due Date/TAT:

Section B Required Project Information:

Report To: Jon Turk
Copy To: Josh Johnson
Purchase Order No.:
Project Name: Olympia Soils
Project Number:

Section C Invoice Information:

Attention: Josh Johnson
Company Name: Brown + Caldwell
Address: 724 Columbia St NW
Pace Quote Reference:
Pace Project Manager:
Pace Profile #:

REGULATORY AGENCY

☐ NPDES ☐ GROUND WATER ☐ DRINKING WATER
☐ UST ☐ RCRA ☒ OTHER ECY

Site Location STATE:

Section D Required Client Information

SAMPLE ID
(A-Z, 0-9 / ,-)
Sample IDs MUST BE UNIQUE

Matrix Codes (MATRIX / CODE)

Drinking Water	DW
Water	WT
Waste Water	WW
Product	P
Soil/Solid	SL
Oil	OL
Wipe	WP
Air	AR
Tissue	TS
Other	OT

ITEM #	SAMPLE ID	MATRIX CODE (see valid codes to left)	SAMPLE TYPE (G=GRAB C=COMP)	COLLECTED: COMPOSITE START DATE	COMPOSITE START TIME	COMPOSITE END/GRAB DATE	COMPOSITE END/GRAB TIME	SAMPLE TEMP AT COLLECTION	# OF CONTAINERS	Preservatives: Unpreserved	H_2SO_4	HNO_3	HCl	NaOH	$Na_2S_2O_3$	Methanol	Other	Analysis Test Y/N	Analysis Test: Dioxins/Furans	Residual Chlorine (Y/N)	Pace Project No./ Lab I.D.
1	CNF-3-25-10	SL	G			11/9/10	9:40		1	X									X		25563
2																					
3																					
4																					
5																					
6																					
7																					
8																					
9																					
10																					
11																					
12																					

ADDITIONAL COMMENTS	RELINQUISHED BY / AFFILIATION	DATE	TIME	ACCEPTED BY / AFFILIATION	DATE	TIME	SAMPLE CONDITIONS: Temp in °C	Received on Ice (Y/N)	Custody Sealed Cooler (Y/N)	Samples Intact (Y/N)
	Jon Turk (BC)	11/9/10	14:05	K. Cottright	11/9/10	1405				
	K. Cottright PCS	11/9/10	1520	Jyothi Swamy	11/9/10	1520	5.5	Y	N	Y

ORIGINAL

SAMPLER NAME AND SIGNATURE

PRINT Name of SAMPLER: Jon Turk

SIGNATURE of SAMPLER: [signature] DATE Signed (MM/DD/YY): 11/9/10

*Important Note: By signing this form you are accepting Pace's NET 30 day payment terms and agreeing to late charges of 1.5% per month for any invoices not paid within 30 days.

Sample Container Count

CLIENT: B&C

COC PAGE 1 of 3
COC ID# 1391158

Pace Analytical
www.pacelabs.com

255663

Sample Line Item	VG9H	AG1H	AG1U	BG1H	BP1U	BP2U	BP3U	BP2N	BP2S	WGFU	WGKU				Comments
1															
2															
3															
4															
5															
6															
7															
8															
9															
10															
11															
12															Trip Blank? No

AG1H	1 liter HCL amber glass		BP2S	500mL H2SO4 plastic		JGFU	4oz unpreserved amber wide
AG1U	1liter unpreserved amber glass		BP2U	500mL unpreserved plastic		R	terra core kit
AG2S	500mL H2SO4 amber glass		BP2Z	500mL NaOH, Zn Ac		U	Summa Can
AG2U	500mL unpreserved amber glass		BP3C	250mL NaOH plastic		VG9H	40mL HCL clear vial
AG3S	250mL H2SO4 amber glass		BP3N	250mL HNO3 plastic		VG9T	40mL Na Thio. clear vial
BG1H	1 liter HCL clear glass		BP3S	250mL H2SO4 plastic		VG9U	40mL unpreserved **clear** vial
BG1U	1 liter unpreserved glass		BP3U	250mL unpreserved plastic		VG9W	40mL glass vial preweighted (EPA 5035)
BP1N	1 liter HNO3 plastic		DG9B	40mL Na Bisulfate amber vial		VSG	Headspace septa vial & HCL
BP1S	1 liter H2SO4 plastic		DG9H	40mL HCL amber voa vial		WGFU	4oz clear soil jar
BP1U	1 liter unpreserved plastic		DG9M	40mL MeOH clear vial		WGFX	4oz wide jar w/hexane wipe
BP1Z	1 liter NaOH, Zn, Ac		DG9T	40mL Na Thio amber vial		ZPLC	Ziploc Bag
BP2N	500mL HNO3 plastic		DG9U	40mL unpreserved **amber** vial			
BP2O	500mL NaOH plastic		I	Wipe/Swab			

Sample Container Count

CLIENT: Bat C

Pace Analytical
www.pacelabs.com

255663

COC PAGE 2 of 3
COC ID# 139T157

Sample Line Item	VG9H	AG1H	AG1U	BG1H	BP1U	BP2U	BP3U	BP2N	BP2S	WGFU	WGKU				Comments
1										1					
2															
3															
4															
5															
6															
7															
8															
9															
10															
11															
12															Trip Blank? No

AG1H	1 liter HCL amber glass		BP2S	500mL H2SO4 plastic		JGFU	4oz unpreserved amber wide
AG1U	1liter unpreserved amber glass		BP2U	500mL unpreserved plastic		R	terra core kit
AG2S	500mL H2SO4 amber glass		BP2Z	500mL NaOH, Zn Ac		U	Summa Can
AG2U	500mL unpreserved amber glass		BP3C	250mL NaOH plastic		VG9H	40mL HCL clear vial
AG3S	250mL H2SO4 amber glass		BP3N	250mL HNO3 plastic		VG9T	40mL Na Thio. clear vial
BG1H	1 liter HCL clear glass		BP3S	250mL H2SO4 plastic		VG9U	40mL unpreserved clear vial
BG1U	1 liter unpreserved glass		BP3U	250mL unpreserved plastic		VG9W	40mL glass vial preweighted (EPA 5035)
BP1N	1 liter HNO3 plastic		DG9B	40mL Na Bisulfate amber vial		VSG	Headspace septa vial & HCL
BP1S	1 liter H2SO4 plastic		DG9H	40mL HCL amber voa vial		WGFU	4oz clear soil jar
BP1U	1 liter unpreserved plastic		DG9M	40mL MeOH clear vial		WGFX	4oz wide jar w/hexane wipe
BP1Z	1 liter NaOH, Zn, Ac		DG9T	40mL Na Thio amber vial		ZPLC	Ziploc Bag
BP2N	500mL HNO3 plastic		DG9U	40mL unpreserved amber vial			
BP2O	500mL NaOH plastic		I	Wipe/Swab			

Sample Container Count

CLIENT: Bar C

Pace Analytical
www.pacelabs.com

255663

COC PAGE 3 of 3
COC ID# 1391156

Sample Line Item	VG9H	AG1H	AG1U	BG1H	BP1U	BP2U	BP3U	BP2N	BP2S	WGFU	WGKU				Comments
1										1					
2															
3															
4															
5															
6															
7															
8															
9															
10															
11															
12															Trip Blank? No

AG1H	1 liter HCL amber glass		BP2S	500mL H2SO4 plastic		JGFU	4oz unpreserved amber wide
AG1U	1liter unpreserved amber glass		BP2U	500mL unpreserved plastic		R	terra core kit
AG2S	500mL H2SO4 amber glass		BP2Z	500mL NaOH, Zn Ac		U	Summa Can
AG2U	500mL unpreserved amber glass		BP3C	250mL NaOH plastic		VG9H	40mL HCL clear vial
AG3S	250mL H2SO4 amber glass		BP3N	250mL HNO3 plastic		VG9T	40mL Na Thio. clear vial
BG1H	1 liter HCL clear glass		BP3S	250mL H2SO4 plastic		VG9U	40mL unpreserved **clear** vial
BG1U	1 liter unpreserved glass		BP3U	250mL unpreserved plastic		VG9W	40mL glass vial preweighted (EPA 5035)
BP1N	1 liter HNO3 plastic		DG9B	40mL Na Bisulfate amber vial		VSG	Headspace septa vial & HCL
BP1S	1 liter H2SO4 plastic		DG9H	40mL HCL amber voa vial		WGFU	4oz clear soil jar
BP1U	1 liter unpreserved plastic		DG9M	40mL MeOH clear vial		WGFX	4oz wide jar w/hexane wipe
BP1Z	1 liter NaOH, Zn, Ac		DG9T	40mL Na Thio amber vial		ZPLC	Ziploc Bag
BP2N	500mL HNO3 plastic		DG9U	40mL unpreserved **amber** vial			
BP2O	500mL NaOH plastic		I	Wipe/Swab			

Pace Analytical Services, Inc.
940 South Harney
Seattle, WA 98108
(206)767-5060

January 26, 2011

Joshua Johnson
Brown & Caldwell
724 Columbia St. NW#420
Olympia, WA 98501

RE: Project: HOCM 138130
Pace Project No.: 256348

Dear Joshua Johnson:
Enclosed are the analytical results for sample(s) received by the laboratory on January 22, 2011. The results relate only to the samples included in this report. Results reported herein conform to the most current NELAC standards, where applicable, unless otherwise narrated in the body of the report.

If you have any questions concerning this report, please feel free to contact me.

Sincerely,

Jennifer Gross

jennifer.gross@pacelabs.com
Project Manager

Enclosures

cc: Jon Turk, Brown & Caldwell

This report shall not be reproduced, except in full,
without the written consent of Pace Analytical Services, Inc..

Pace Analytical Services, Inc.
940 South Harney
Seattle, WA 98108
(206)767-5060

CERTIFICATIONS

Project: HOCM 138130
Pace Project No.: 256348

Minnesota Certification IDs
1700 Elm Street SE Suite 200, Minneapolis, MN 55414
A2LA Certification #: 2926.01
Alaska Certification #: UST-078
Alaska Certification #MN00064
Arizona Certification #: AZ-0014
Arkansas Certification #: 88-0680
California Certification #: 01155CA
EPA Region 8 Certification #: Pace
Florida/NELAP Certification #: E87605
Georgia Certification #: 959
Idaho Certification #: MN00064
Illinois Certification #: 200011
Iowa Certification #: 368
Kansas Certification #: E-10167
Louisiana Certification #: 03086
Louisiana Certification #: LA080009
Maine Certification #: 2007029
Maryland Certification #: 322
Michigan DEQ Certification #: 9909
Minnesota Certification #: 027-053-137
Mississippi Certification #: Pace
Montana Certification #: MT CERT0092
Nevada Certification #: MN_00064
Nebraska Certification #: Pace
New Jersey Certification #: MN-002
New Mexico Certification #: Pace
New York Certification #: 11647
North Carolina Certification #: 530
North Dakota Certification #: R-036
North Dakota Certification #: R-036A
Ohio VAP Certification #: CL101
Oklahoma Certification #: D9921
Oklahoma Certification #: 9507
Oregon Certification #: MN200001
Pennsylvania Certification #: 68-00563
Puerto Rico Certification
Tennessee Certification #: 02818
Texas Certification #: T104704192
Washington Certification #: C754
Wisconsin Certification #: 999407970
A2LA cert#

This report shall not be reproduced, except in full,
without the written consent of Pace Analytical Services, Inc..

Pace Analytical Services, Inc.
940 South Harney
Seattle, WA 98108
(206)767-5060

SAMPLE ANALYTE COUNT

Project: HOCM 138130
Pace Project No.: 256348

Lab ID	Sample ID	Method	Analysts	Analytes Reported	Laboratory
256348001	**CNF 2-1A-2**	EPA 6020	RJS	4	PASI-M
		% Moisture	JDL	1	PASI-M
256348002	**CNF 2-2A-1.75**	EPA 6020	RJS	4	PASI-M
		% Moisture	JDL	1	PASI-M
256348003	**CNF 2-3A-1.75**	EPA 6020	RJS	4	PASI-M
		% Moisture	JDL	1	PASI-M
256348004	**CNF 2-4A-10**	EPA 6020	RJS	4	PASI-M
		% Moisture	JDL	1	PASI-M
256348005	**CNF 2-6A-5**	EPA 6020	RJS	4	PASI-M
		% Moisture	JDL	1	PASI-M
256348006	**CNF 2-7A-9**	EPA 6020	RJS	4	PASI-M
		% Moisture	JDL	1	PASI-M
256348007	**CNF 2-8A-5**	EPA 6020	RJS	4	PASI-M
		% Moisture	JDL	1	PASI-M
256348008	**CNF 2-9A-9.5**	EPA 6020	RJS	4	PASI-M
		% Moisture	JDL	1	PASI-M
256348009	**CNF 2-10A-5**	EPA 6020	RJS	4	PASI-M
		% Moisture	JDL	1	PASI-M
256348010	**DUP**	EPA 6020	RJS	4	PASI-M
		% Moisture	JDL	1	PASI-M
256348011	**CNF-2-5A-9**	EPA 6020	RJS	4	PASI-M
		% Moisture	JDL	1	PASI-M

This report shall not be reproduced, except in full,
without the written consent of Pace Analytical Services, Inc..

Pace Analytical Services, Inc.
940 South Harney
Seattle, WA 98108
(206)767-5060

ANALYTICAL RESULTS

Project: HOCM 138130
Pace Project No.: 256348

Sample: CNF 2-1A-2 **Lab ID: 256348001** Collected: 01/21/11 10:53 Received: 01/22/11 11:33 Matrix: Solid

Results reported on a "dry-weight" basis

Parameters	Results	Units	Report Limit	DF	Prepared	Analyzed	CAS No.	Qual
6020 MET ICPMS	Analytical Method: EPA 6020							
Arsenic	**3.9**	mg/kg	0.46	20	01/24/11 08:53	01/25/11 02:28	7440-38-2	
Copper	**17.5**	mg/kg	0.46	20	01/24/11 08:53	01/25/11 02:28	7440-50-8	
Lead	**3.6**	mg/kg	0.46	20	01/24/11 08:53	01/25/11 02:28	7439-92-1	
Nickel	**18.4**	mg/kg	0.46	20	01/24/11 08:53	01/25/11 02:28	7440-02-0	
Dry Weight	Analytical Method: % Moisture							
Percent Moisture	**8.9**	%	0.10	1		01/24/11 00:00		

Sample: CNF 2-2A-1.75 **Lab ID: 256348002** Collected: 01/21/11 10:57 Received: 01/22/11 11:33 Matrix: Solid

Results reported on a "dry-weight" basis

Parameters	Results	Units	Report Limit	DF	Prepared	Analyzed	CAS No.	Qual
6020 MET ICPMS	Analytical Method: EPA 6020							
Arsenic	**2.9**	mg/kg	0.43	20	01/24/11 08:53	01/25/11 03:12	7440-38-2	
Copper	**17.6**	mg/kg	0.43	20	01/24/11 08:53	01/25/11 03:12	7440-50-8	
Lead	**6.4**	mg/kg	0.43	20	01/24/11 08:53	01/25/11 03:12	7439-92-1	
Nickel	**29.9**	mg/kg	0.43	20	01/24/11 08:53	01/25/11 03:12	7440-02-0	
Dry Weight	Analytical Method: % Moisture							
Percent Moisture	**14.4**	%	0.10	1		01/24/11 00:00		

Sample: CNF 2-3A-1.75 **Lab ID: 256348003** Collected: 01/21/11 11:02 Received: 01/22/11 11:33 Matrix: Solid

Results reported on a "dry-weight" basis

Parameters	Results	Units	Report Limit	DF	Prepared	Analyzed	CAS No.	Qual
6020 MET ICPMS	Analytical Method: EPA 6020							
Arsenic	**3.8**	mg/kg	0.42	20	01/24/11 08:53	01/25/11 03:17	7440-38-2	
Copper	**20.2**	mg/kg	0.42	20	01/24/11 08:53	01/25/11 03:17	7440-50-8	
Lead	**3.6**	mg/kg	0.42	20	01/24/11 08:53	01/25/11 03:17	7439-92-1	
Nickel	**25.5**	mg/kg	0.42	20	01/24/11 08:53	01/25/11 03:17	7440-02-0	
Dry Weight	Analytical Method: % Moisture							
Percent Moisture	**7.9**	%	0.10	1		01/24/11 00:00		

This report shall not be reproduced, except in full,
without the written consent of Pace Analytical Services, Inc..

Pace Analytical Services, Inc.
940 South Harney
Seattle, WA 98108
(206)767-5060

ANALYTICAL RESULTS

Project: HOCM 138130
Pace Project No.: 256348

Sample: CNF 2-4A-10 **Lab ID: 256348004** Collected: 01/21/11 11:57 Received: 01/22/11 11:33 Matrix: Solid

Results reported on a "dry-weight" basis

Parameters	Results	Units	Report Limit	DF	Prepared	Analyzed	CAS No.	Qual
6020 MET ICPMS	Analytical Method: EPA 6020							
Arsenic	**6.8**	mg/kg	2.3	20	01/24/11 08:53	01/25/11 03:21	7440-38-2	
Copper	**10.7**	mg/kg	2.3	20	01/24/11 08:53	01/25/11 03:21	7440-50-8	
Lead	**4.0**	mg/kg	2.3	20	01/24/11 08:53	01/25/11 03:21	7439-92-1	
Nickel	**7.3**	mg/kg	2.3	20	01/24/11 08:53	01/25/11 03:21	7440-02-0	
Dry Weight	Analytical Method: % Moisture							
Percent Moisture	**83.1**	%	0.10	1		01/24/11 00:00		

Sample: CNF 2-6A-5 **Lab ID: 256348005** Collected: 01/21/11 12:31 Received: 01/22/11 11:33 Matrix: Solid

Results reported on a "dry-weight" basis

Parameters	Results	Units	Report Limit	DF	Prepared	Analyzed	CAS No.	Qual
6020 MET ICPMS	Analytical Method: EPA 6020							
Arsenic	**6.4**	mg/kg	0.61	20	01/24/11 08:53	01/25/11 03:26	7440-38-2	
Copper	**28.7**	mg/kg	0.61	20	01/24/11 08:53	01/25/11 03:26	7440-50-8	
Lead	**4.2**	mg/kg	0.61	20	01/24/11 08:53	01/25/11 03:26	7439-92-1	
Nickel	**38.4**	mg/kg	0.61	20	01/24/11 08:53	01/25/11 03:26	7440-02-0	
Dry Weight	Analytical Method: % Moisture							
Percent Moisture	**20.6**	%	0.10	1		01/24/11 00:00		

Sample: CNF 2-7A-9 **Lab ID: 256348006** Collected: 01/21/11 12:35 Received: 01/22/11 11:33 Matrix: Solid

Results reported on a "dry-weight" basis

Parameters	Results	Units	Report Limit	DF	Prepared	Analyzed	CAS No.	Qual
6020 MET ICPMS	Analytical Method: EPA 6020							
Arsenic	**5.3**	mg/kg	2.2	20	01/24/11 08:53	01/25/11 03:30	7440-38-2	
Copper	**4.7**	mg/kg	2.2	20	01/24/11 08:53	01/25/11 03:30	7440-50-8	
Lead	**4.8**	mg/kg	2.2	20	01/24/11 08:53	01/25/11 03:30	7439-92-1	
Nickel	**4.0**	mg/kg	2.2	20	01/24/11 08:53	01/25/11 03:30	7440-02-0	
Dry Weight	Analytical Method: % Moisture							
Percent Moisture	**79.4**	%	0.10	1		01/24/11 00:00		

This report shall not be reproduced, except in full,
without the written consent of Pace Analytical Services, Inc..

Pace Analytical Services, Inc.
940 South Harney
Seattle, WA 98108
(206)767-5060

ANALYTICAL RESULTS

Project: HOCM 138130
Pace Project No.: 256348

Sample: CNF 2-8A-5 **Lab ID: 256348007** Collected: 01/21/11 12:37 Received: 01/22/11 11:33 Matrix: Solid

Results reported on a "dry-weight" basis

Parameters	Results	Units	Report Limit	DF	Prepared	Analyzed	CAS No.	Qual
6020 MET ICPMS	Analytical Method: EPA 6020							
Arsenic	**6.3**	mg/kg	0.49	20	01/24/11 08:53	01/25/11 03:34	7440-38-2	
Copper	**28.8**	mg/kg	0.49	20	01/24/11 08:53	01/25/11 03:34	7440-50-8	
Lead	**4.5**	mg/kg	0.49	20	01/24/11 08:53	01/25/11 03:34	7439-92-1	
Nickel	**41.6**	mg/kg	0.49	20	01/24/11 08:53	01/25/11 03:34	7440-02-0	
Dry Weight	Analytical Method: % Moisture							
Percent Moisture	**20.1**	%	0.10	1		01/24/11 00:00		

Sample: CNF 2-9A-9.5 **Lab ID: 256348008** Collected: 01/21/11 12:40 Received: 01/22/11 11:33 Matrix: Solid

Results reported on a "dry-weight" basis

Parameters	Results	Units	Report Limit	DF	Prepared	Analyzed	CAS No.	Qual
6020 MET ICPMS	Analytical Method: EPA 6020							
Arsenic	**4.8**	mg/kg	2.1	20	01/24/11 08:53	01/25/11 04:05	7440-38-2	
Copper	**9.2**	mg/kg	2.1	20	01/24/11 08:53	01/25/11 04:05	7440-50-8	
Lead	**6.5**	mg/kg	2.1	20	01/24/11 08:53	01/25/11 04:05	7439-92-1	
Nickel	**5.2**	mg/kg	2.1	20	01/24/11 08:53	01/25/11 04:05	7440-02-0	
Dry Weight	Analytical Method: % Moisture							
Percent Moisture	**82.4**	%	0.10	1		01/24/11 00:00		

Sample: CNF 2-10A-5 **Lab ID: 256348009** Collected: 01/21/11 12:42 Received: 01/22/11 11:33 Matrix: Solid

Results reported on a "dry-weight" basis

Parameters	Results	Units	Report Limit	DF	Prepared	Analyzed	CAS No.	Qual
6020 MET ICPMS	Analytical Method: EPA 6020							
Arsenic	**6.5**	mg/kg	0.54	20	01/24/11 08:53	01/25/11 04:10	7440-38-2	
Copper	**25.8**	mg/kg	0.54	20	01/24/11 08:53	01/25/11 04:10	7440-50-8	
Lead	**4.1**	mg/kg	0.54	20	01/24/11 08:53	01/25/11 04:10	7439-92-1	
Nickel	**38.0**	mg/kg	0.54	20	01/24/11 08:53	01/25/11 04:10	7440-02-0	
Dry Weight	Analytical Method: % Moisture							
Percent Moisture	**22.6**	%	0.10	1		01/24/11 00:00		

This report shall not be reproduced, except in full,
without the written consent of Pace Analytical Services, Inc..

Pace Analytical Services, Inc.
940 South Harney
Seattle, WA 98108
(206)767-5060

ANALYTICAL RESULTS

Project: HOCM 138130
Pace Project No.: 256348

Sample: DUP **Lab ID: 256348010** Collected: 01/21/11 00:00 Received: 01/22/11 11:33 Matrix: Solid

Results reported on a "dry-weight" basis

Parameters	Results	Units	Report Limit	DF	Prepared	Analyzed	CAS No.	Qual
6020 MET ICPMS	Analytical Method: EPA 6020							
Arsenic	**3.3**	mg/kg	0.43	20	01/24/11 08:53	01/25/11 04:14	7440-38-2	
Copper	**21.5**	mg/kg	0.43	20	01/24/11 08:53	01/25/11 04:14	7440-50-8	
Lead	**4.1**	mg/kg	0.43	20	01/24/11 08:53	01/25/11 04:14	7439-92-1	
Nickel	**25.7**	mg/kg	0.43	20	01/24/11 08:53	01/25/11 04:14	7440-02-0	
Dry Weight	Analytical Method: % Moisture							
Percent Moisture	**6.9**	%	0.10	1		01/24/11 00:00		

Sample: CNF-2-5A-9 **Lab ID: 256348011** Collected: 01/21/11 12:22 Received: 01/22/11 11:33 Matrix: Solid

Results reported on a "dry-weight" basis

Parameters	Results	Units	Report Limit	DF	Prepared	Analyzed	CAS No.	Qual
6020 MET ICPMS	Analytical Method: EPA 6020							
Arsenic	**10.6**	mg/kg	2.4	20	01/24/11 08:53	01/25/11 04:19	7440-38-2	
Copper	**14.0**	mg/kg	2.4	20	01/24/11 08:53	01/25/11 04:19	7440-50-8	
Lead	**5.4**	mg/kg	2.4	20	01/24/11 08:53	01/25/11 04:19	7439-92-1	
Nickel	**9.4**	mg/kg	2.4	20	01/24/11 08:53	01/25/11 04:19	7440-02-0	
Dry Weight	Analytical Method: % Moisture							
Percent Moisture	**80.7**	%	0.10	1		01/24/11 00:00		

This report shall not be reproduced, except in full,
without the written consent of Pace Analytical Services, Inc..

Pace Analytical Services, Inc.
940 South Harney
Seattle, WA 98108
(206)767-5060

QUALITY CONTROL DATA

Project: HOCM 138130
Pace Project No.: 256348

QC Batch: ICPM/24442 Analysis Method: EPA 6020
QC Batch Method: EPA 6020 Analysis Description: 6020 MET
Associated Lab Samples: 256348001, 256348002, 256348003, 256348004, 256348005, 256348006, 256348007, 256348008, 256348009, 256348010, 256348011

METHOD BLANK: 922100 Matrix: Solid
Associated Lab Samples: 256348001, 256348002, 256348003, 256348004, 256348005, 256348006, 256348007, 256348008, 256348009, 256348010, 256348011

Parameter	Units	Blank Result	Reporting Limit	Analyzed	Qualifiers
Arsenic	mg/kg	ND	0.45	01/25/11 02:19	
Copper	mg/kg	ND	0.45	01/25/11 02:19	
Lead	mg/kg	ND	0.45	01/25/11 02:19	
Nickel	mg/kg	ND	0.45	01/25/11 02:19	

LABORATORY CONTROL SAMPLE: 922101

Parameter	Units	Spike Conc.	LCS Result	LCS % Rec	% Rec Limits	Qualifiers
Arsenic	mg/kg	19.2	19.3	101	75-125	
Copper	mg/kg	19.2	18.7	97	75-125	
Lead	mg/kg	19.2	19.6	102	75-125	
Nickel	mg/kg	19.2	19.8	103	75-125	

MATRIX SPIKE & MATRIX SPIKE DUPLICATE: 922102 922103

Parameter	Units	256348001 Result	MS Spike Conc.	MSD Spike Conc.	MS Result	MSD Result	MS % Rec	MSD % Rec	% Rec Limits	RPD	Qual
Arsenic	mg/kg	3.9	19.4	18.8	23.1	21.9	99	96	75-125	5	
Copper	mg/kg	17.5	19.4	18.8	39.8	38.9	115	114	75-125	2	
Lead	mg/kg	3.6	19.4	18.8	23.6	22.6	103	101	75-125	4	
Nickel	mg/kg	18.4	19.4	18.8	38.8	39.8	105	114	75-125	3	

MATRIX SPIKE SAMPLE: 922104

Parameter	Units	256348011 Result	Spike Conc.	MS Result	MS % Rec	% Rec Limits	Qualifiers
Arsenic	mg/kg	10.6	97.1	105	98	75-125	
Copper	mg/kg	14.0	97.1	129	119	75-125	
Lead	mg/kg	5.4	97.1	106	104	75-125	
Nickel	mg/kg	9.4	97.1	107	101	75-125	

This report shall not be reproduced, except in full,
without the written consent of Pace Analytical Services, Inc..

Pace Analytical Services, Inc.
940 South Harney
Seattle, WA 98108
(206)767-5060

QUALITY CONTROL DATA

Project: HOCM 138130
Pace Project No.: 256348

QC Batch: MPRP/24448 Analysis Method: % Moisture
QC Batch Method: % Moisture Analysis Description: Dry Weight/Percent Moisture
Associated Lab Samples: 256348001, 256348002, 256348003, 256348004, 256348005, 256348006, 256348007, 256348008, 256348009, 256348010, 256348011

SAMPLE DUPLICATE: 922140

Parameter	Units	10147825001 Result	Dup Result	RPD	Qualifiers
Percent Moisture	%	13.4	13.9	4	

SAMPLE DUPLICATE: 922141

Parameter	Units	256323005 Result	Dup Result	RPD	Qualifiers
Percent Moisture	%	10.6	9.9	6	

This report shall not be reproduced, except in full,
without the written consent of Pace Analytical Services, Inc..

Pace Analytical Services, Inc.
940 South Harney
Seattle, WA 98108
(206)767-5060

QUALIFIERS

Project: HOCM 138130
Pace Project No.: 256348

DEFINITIONS

DF - Dilution Factor, if reported, represents the factor applied to the reported data due to changes in sample preparation, dilution of the sample aliquot, or moisture content.

ND - Not Detected at or above adjusted reporting limit.

J - Estimated concentration above the adjusted method detection limit and below the adjusted reporting limit.

MDL - Adjusted Method Detection Limit.

S - Surrogate

1,2-Diphenylhydrazine (8270 listed analyte) decomposes to Azobenzene.

Consistent with EPA guidelines, unrounded data are displayed and have been used to calculate % recovery and RPD values.

LCS(D) - Laboratory Control Sample (Duplicate)

MS(D) - Matrix Spike (Duplicate)

DUP - Sample Duplicate

RPD - Relative Percent Difference

NC - Not Calculable.

SG - Silica Gel Clean-Up

N-Nitrosodiphenylamine decomposes and cannot be separated from Diphenylamine using Method 8270. The result reported for each analyte is a combined concentration.

Pace Analytical is NELAP accredited. Contact your Pace PM for the current list of accredited analytes.

LABORATORIES

PASI-M Pace Analytical Services - Minneapolis

This report shall not be reproduced, except in full,
without the written consent of Pace Analytical Services, Inc..

Pace Analytical Services, Inc.
940 South Harney
Seattle, WA 98108
(206)767-5060

QUALITY CONTROL DATA CROSS REFERENCE TABLE

Project: HOCM 138130
Pace Project No.: 256348

Lab ID	Sample ID	QC Batch Method	QC Batch	Analytical Method	Analytical Batch
256348001	**CNF 2-1A-2**	EPA 6020	ICPM/24442	EPA 6020	ICPM/9926
256348002	**CNF 2-2A-1.75**	EPA 6020	ICPM/24442	EPA 6020	ICPM/9926
256348003	**CNF 2-3A-1.75**	EPA 6020	ICPM/24442	EPA 6020	ICPM/9926
256348004	**CNF 2-4A-10**	EPA 6020	ICPM/24442	EPA 6020	ICPM/9926
256348005	**CNF 2-6A-5**	EPA 6020	ICPM/24442	EPA 6020	ICPM/9926
256348006	**CNF 2-7A-9**	EPA 6020	ICPM/24442	EPA 6020	ICPM/9926
256348007	**CNF 2-8A-5**	EPA 6020	ICPM/24442	EPA 6020	ICPM/9926
256348008	**CNF 2-9A-9.5**	EPA 6020	ICPM/24442	EPA 6020	ICPM/9926
256348009	**CNF 2-10A-5**	EPA 6020	ICPM/24442	EPA 6020	ICPM/9926
256348010	**DUP**	EPA 6020	ICPM/24442	EPA 6020	ICPM/9926
256348011	**CNF-2-5A-9**	EPA 6020	ICPM/24442	EPA 6020	ICPM/9926
256348001	**CNF 2-1A-2**	% Moisture	MPRP/24448		
256348002	**CNF 2-2A-1.75**	% Moisture	MPRP/24448		
256348003	**CNF 2-3A-1.75**	% Moisture	MPRP/24448		
256348004	**CNF 2-4A-10**	% Moisture	MPRP/24448		
256348005	**CNF 2-6A-5**	% Moisture	MPRP/24448		
256348006	**CNF 2-7A-9**	% Moisture	MPRP/24448		
256348007	**CNF 2-8A-5**	% Moisture	MPRP/24448		
256348008	**CNF 2-9A-9.5**	% Moisture	MPRP/24448		
256348009	**CNF 2-10A-5**	% Moisture	MPRP/24448		
256348010	**DUP**	% Moisture	MPRP/24448		
256348011	**CNF-2-5A-9**	% Moisture	MPRP/24448		

This report shall not be reproduced, except in full,
without the written consent of Pace Analytical Services, Inc..

Chain of Custody

Pace Analytical®
www.pacelabs.com

Workorder: 256348 **Workorder Name:** HOCM **Owner Received Date:** 1/21/2011 **Results Requested By:** ~~2/4/2011~~ ASAP

Report To	Subcontract To
Jennifer Gross Pace Analytical Services, Inc. 940 South Harney Seattle WA 98108 Phone (206)767-5060 Fax (206)767-5063	Pace Analytical Minnesota 1700 Elm Street Suite 200 Minneapolis, MN 55414 Phone (612)607-1700

Item	Sample ID	Sample Type	Collect Date/Time	Lab ID	Matrix	Preserved Containers: Unpreserved	Requested Analysis: As, Pb, Cu, Ni by 6020	Dry Weights	LAB USE ONLY
1	CNF 2-1A-2	PS	1/21/2011 10:53	256348001	Solid	1	X	X	
2	CNF 2-2A-1.75	PS	1/21/2011 10:57	256348002	Solid	1	X	X	
3	CNF 2-3A-1.76	PS	1/21/2011 11:02	256348003	Solid	1	X	X	
4	CNF 2-4A-10	PS	1/21/2011 11:57	256348004	Solid	1	X	X	
5	CNF 2-6A-5	PS	1/21/2011 12:31	256348005	Solid	1	X	X	
6	CNF 2-7A-9	PS	1/21/2011 12:35	256348006	Solid	1	X	X	
7	CNF 2-8A-5	PS	1/21/2011 12:37	256348007	Solid	1	X	X	
8	CNF 2-9A-9.5	PS	1/21/2011 12:40	256348008	Solid	1	X	X	
9	CNF 2-10A-5	PS	1/21/2011 12:42	256348009	Solid	1	X	X	
10	DUP	PS	1/21/2011 00:00	256348010	Solid	1	X	X	
11	CNF-2-5A-9	PS	1/21/2011 12:22	256348011	Solid	1	X	X	

Transfers	Released By	Date/Time	Received By	Date/Time
1			Pace	1/22/11 1133
2				
3				

Comments: RUSH ASAP

Cooler Temperature on Receipt 3.6 °C **Custody Seal** (Y) or N **Received on Ice** (Y) or N **Samples Intact** (Y) or N

Pace Analytical®
www.pacelabs.com

Ship To:
Pace Analytical Minnesota
1700 Elm Street
Suite 200
Minneapolis, MN 55414
Phone (612)607-1700

INTER_LABORATORY WORK ORDER # 256348
(To be completed by sending lab)

Sending Project No:	256348
Receiving Project No:	10147885
Check Box for Consolidated Invoice:	☐
Date Prepared:	01/21/11
REQUESTED COMPLETION DATE:	**2/4/2011**

Sending Region	IR25-Seattle	Sending Project Mgr.	Jennifer Gross
Receiving Region	IR10-Minnesota	External Client	Brown & Caldwell
State of Sample Origin	WA	QC Deliverable	STD REPORT

All questions should be addressed to sending project manager.

Requested Reportable Units _____ Report Wet or Dry Weight? Dry Weight

WORK REQUESTED

Method Description	Container Type	Quantity of containers	Preservative	Quantity of Samples	Unit Price	Amount
6020 As, Pb, Cu, Ni / Dry weight	WGFU	11	Unpreserved	11	$36.00	$396.00
					TOTAL	$396.00

Special Requirements: Please run dry weight. GW 1/21/11

Receiving Region Department	Acctg. Code	Totals from above	Revenue Allocation	
			Receiving Region (80%)	Client Services Dept. Sending Region (20%)
Other	22	$396.00	$316.80	$79.20
* Custom Revenue Allocation	TOTAL	$396.00	$316.80	$79.20

FOR ANALYTICAL WORK COMPLETED THIS SECTION ALSO

Chain of Custody Included: ☒ Yes ☐ No Return Samples to Sending Region: ☐ Yes ☒ No

Matrix: ☒ Soil ☐ Water ☐ Air ☐ Other (Identify) _____

CONFIRMATION OF WORK COMPLETED

Date Completed: _____ Receiving Project Manager: _____

DISPOSITION of FORM

Original sent to the receiving lab - Copy kept at the sending lab.

When work completed: Original sent to the ABM at the receiving laboratory. Copies are made to corporate as needed.

Pace Analytical®
www.pacelabs.com

CHAIN-OF-CUSTODY / Analytical Request Document

The Chain-of-Custody is a LEGAL DOCUMENT. All relevant fields must be completed accurately.

Page: of

1446269

Section A Required Client Information:

Company: BROWN & CALDWELL
Address: 724 COLUMBIA ST NW STE 420
OLYMPIA, WA 98501
Email To: JJOHNSON@BRWNCALD.COM
Phone: 360-534-1209 Fax: 360-943-7513
Requested Due Date/TAT:

Section B Required Project Information:

Report To: JOSH JOHNSON
Copy To: JON TURK
Purchase Order No.: 138130
Project Name: HOCM
Project Number: 138130

Section C Invoice Information:

Attention: JOSH JOHNSON
Company Name: BROWN & CALDWELL
Address: 724 COLUMBIA ST NW STE 420
Pace Quote Reference:
Pace Project Manager: JENNI GROSS
Pace Profile #:

REGULATORY AGENCY

☐ NPDES ☐ GROUND WATER ☐ DRINKING WATER
☐ UST ☐ RCRA ☒ OTHER ECOLOGY

Site Location STATE: _____

Section D Required Client Information

SAMPLE ID
(A-Z, 0-9 / ,-)
Sample IDs MUST BE UNIQUE

Matrix Codes (MATRIX / CODE)

Drinking Water	DW
Water	WT
Waste Water	WW
Product	P
Soil/Solid	SL
Oil	OL
Wipe	WP
Air	AR
Tissue	TS
Other	OT

Requested Analysis Filtered (Y/N)

ITEM #	SAMPLE ID	MATRIX CODE (see valid codes to left)	SAMPLE TYPE (G=GRAB C=COMP)	COLLECTED COMPOSITE START DATE	COLLECTED COMPOSITE START TIME	COLLECTED COMPOSITE END/GRAB DATE	COLLECTED COMPOSITE END/GRAB TIME	SAMPLE TEMP AT COLLECTION	# OF CONTAINERS	Preservatives: Unpreserved	H_2SO_4	HNO_3	HCl	NaOH	$Na_2S_2O_3$	Methanol	Other	Y/N	Analysis Test: Arsenic	Lead	Copper	Nickel	Residual Chlorine (Y/N)	Pace Project No./ Lab I.D.
1	CNF 2-1A-2	SL	G	1/21/11		1/21/11	10:53	2F	1	X								X	X	X	X		001
2	CNF 2-2A-1.75						10:57																002
3	CNF 2-3A-1.75						11:02																003
4	CNF 2-4A-10						11:57																004
5	CNF 2-6A-5						12:31																005
6	CNF 2-7A-9						12:35																006
7	CNF 2-8A-5						12:37																007
8	CNF 2-9A-9.5						12:40																008
9	CNF 2-10A-5						12:42																009
10	DUP																						010
11	CNF-2-5A-9						12:22																011
12																							012

ADDITIONAL COMMENTS	RELINQUISHED BY / AFFILIATION	DATE	TIME	ACCEPTED BY / AFFILIATION	DATE	TIME	SAMPLE CONDITIONS			
	/ BC	1/21/11	3:00 pm	/ GCE	1221	1183	3.6	Y	Y	Y

ORIGINAL

SAMPLER NAME AND SIGNATURE

PRINT Name of SAMPLER: JOSHUA JOHNSON

SIGNATURE of SAMPLER: _____ DATE Signed (MM/DD/YY): 1/21/11

Temp in °C	Received on Ice (Y/N)	Custody Sealed Cooler (Y/N)	Samples Intact (Y/N)

*Important Note: By signing this form you are accepting Pace's NET 30 day payment terms and agreeing to late charges of 1.5% per month for any invoices not paid within 30 days.

Sample Condition Upon Receipt

Pace Analytical

Client Name: Brown + Caldwell **Project #** 10147889

Courier: ☑ Fed Ex ☐ UPS ☐ USPS ☐ Client ☐ Commercial ☐ Pace Other _____

Tracking #: 873882114469

Custody Seal on Cooler/Box Present: ☑ yes ☐ no **Seals Intact:** ☑ yes ☐ no

Optional
Proj. Due Date:
Proj. Name:

Packing Material: ☐ Bubble Wrap ☐ Bubble Bags ☐ None ☐ Other _____ Temp Blank: Yes ____ No X

Thermometer Used 80344042 or 179425 **Type of Ice:** Wet Blue None ☐ Samples on ice, cooling process has begun

Cooler Temperature 3.6 **Biological Tissue is Frozen:** Yes No

Temp should be above freezing to 6°C **Comments:**

Date and initials of person examining contents: 1/23/11

Chain of Custody Present:	☑Yes ☐No ☐N/A	1.
Chain of Custody Filled Out:	☑Yes ☐No ☐N/A	2.
Chain of Custody Relinquished:	☑Yes ☐No ☐N/A	3.
Sampler Name & Signature on COC:	☑Yes ☐No ☐N/A	4.
Samples Arrived within Hold Time:	☑Yes ☐No ☐N/A	5.
Short Hold Time Analysis (<72hr):	☐Yes ☑No ☐N/A	6.
Rush Turn Around Time Requested:	☑Yes ☐No ☐N/A	7. 2 day
Sufficient Volume:	☑Yes ☐No ☐N/A	8.
Correct Containers Used:	☑Yes ☐No ☐N/A	9.
-Pace Containers Used:	☑Yes ☐No ☐N/A	
Containers Intact:	☑Yes ☐No ☐N/A	10.
Filtered volume received for Dissolved tests	☐Yes ☐No ☑N/A	11.
Sample Labels match COC:	☑Yes ☐No ☐N/A	12.
-Includes date/time/ID/Analysis Matrix: SL		
All containers needing acid/base preservation have been checked. Noncompliance are noted in 13.	☐Yes ☐No ☑N/A	13. ☐ HNO3 ☐ H2SO4 ☐ NaOH ☐ HCl
All containers needing preservation are found to be in compliance with EPA recommendation.	☐Yes ☐No ☐N/A	Samp #
Exceptions: VOA,Coliform, TOC, Oil and Grease, WI-DRO (water)	☐Yes ☑No	Initial when completed / Lot # of added preservative
Samples checked for dechlorination:	☐Yes ☐No ☑N/A	14.
Headspace in VOA Vials (>6mm):	☐Yes ☐No ☑N/A	15.
Trip Blank Present:	☐Yes ☐No ☑N/A	16.
Trip Blank Custody Seals Present	☐Yes ☐No ☑N/A	
Pace Trip Blank Lot # (if purchased):		

Client Notification/ Resolution: Field Data Required? Y / N

Person Contacted: _____ Date/Time: _____

Comments/ Resolution: _____

Project Manager Review: _____ **Date:** 1/24/11

Note: Whenever there is a discrepancy affecting North Carolina compliance samples, a copy of this form will be sent to the North Carolina DENR.

1700 Elm Street SE, Suite 200, Minneapolis, MN 55414

Pace Analytical
www.pacelabs.com

CHAIN-OF-CUSTODY / Analytical Request Document

The Chain-of-Custody is a LEGAL DOCUMENT. All relevant fields must be completed accurately.

256348

Page: of

1446269

Section A Required Client Information:

Company: BROWN & CALDWELL
Address: 724 COLUMBIA ST NW STE 420
OLYMPIA, WA 98501
Email To: JJOHNSON@BROWNANDCALDWELL.COM
Phone: 360-534-1209 Fax: 360-943-7513
Requested Due Date/TAT:

Section B Required Project Information:

Report To: JOSH JOHNSON
Copy To: JON TORK
Purchase Order No.: 138130
Project Name: 40CM
Project Number: 138130

Section C Invoice Information:

Attention: JOSH JOHNSON
Company Name: BROWN & CALDWELL
Address: 724 COLUMBIA ST NW STE 420
Pace Quote Reference:
Pace Project Manager: JENNI GROSS
Pace Profile #:

REGULATORY AGENCY

☐ NPDES ☐ GROUND WATER ☐ DRINKING WATER
☐ UST ☐ RCRA ☒ OTHER ECOLOGY

Site Location STATE:

Requested Analysis Filtered (Y/N)

ITEM #	Section D Required Client Information — SAMPLE ID (A-Z, 0-9 / , -) Sample IDs MUST BE UNIQUE	MATRIX CODE (see valid codes to left)	SAMPLE TYPE (G=GRAB C=COMP)	COLLECTED COMPOSITE START DATE	COMPOSITE START TIME	COMPOSITE END/GRAB DATE	COMPOSITE END/GRAB TIME	SAMPLE TEMP AT COLLECTION	# OF CONTAINERS	Preservatives: Unpreserved	H_2SO_4	HNO_3	HCl	NaOH	$Na_2S_2O_3$	Methanol	Other	Y/N	Analysis Test: Arsenic	Lead	Copper	Nickel	Residual Chlorine (Y/N)	Pace Project No./ Lab I.D.
1	CNF 2-1A-2	SL	G	1/21/11		1/21/11	10:53	27	1	X									X	X	X	X		
2	CNF 2-2A-1.75	"	"			"	10:57	"	"	"									"	"	"	"		
3	CNF 2-3A-1.75	"	"			"	11:02	"	"	"									"	"	"	"		
4	CNF 2-4A-10	"	"			"	11:57	"	"	"									"	"	"	"		
5	CNF 2-6A-5	"	"			"	12:[illegible]	"	"	"									"	"	"	"		
6	CNF 2-7A-9	"	"			"	12:[illegible]	"	"	"									"	"	"	"		
7	CNF 2-8A-5	"	"			"	12:[illegible]	"	"	"									"	"	"	"		
8	CNF 2-9A-9.5	"	"			"	12:40	"	"	"									"	"	"	"		
9	CNF 2-10A-5	"	"			"	12:42	"	"	"									"	"	"	"		
10	DUP																							
11	CNF-2-5A-9	"	"			"	12:22	"	"	"									"	"	"	"		
12																								

ADDITIONAL COMMENTS	RELINQUISHED BY / AFFILIATION	DATE	TIME	ACCEPTED BY / AFFILIATION	DATE	TIME	SAMPLE CONDITIONS
	[signature] / BC	1/21/11	3:00 pm				

ORIGINAL

SAMPLER NAME AND SIGNATURE

PRINT Name of SAMPLER: JOSHUA JOHNSON

SIGNATURE of SAMPLER: [signature] DATE Signed (MM/DD/YY): 1/21/11

Temp in °C	Received on Ice (Y/N)	Custody Sealed Cooler (Y/N)	Samples Intact (Y/N)

*Important Note: By signing this form you are accepting Pace's NET 30 day payment terms and agreeing to late charges of 1.5% per month for any invoices not paid within 30 days.

F-ALL-Q-020rev.07, 15-May-2007

Sample Condition Upon Receipt

Pace Analytical

Client Name: Brown & Caldwell Project # 256348

Courier: ☐ Fed Ex ☐ UPS ☐ USPS ☐ Client ☐ Commercial ☐ Pace (Other) Direct ship to Pace MN.

Tracking #: _____

Custody Seal on Cooler/Box Present: ☐ Yes ☐ No Seals intact: ☐ Yes ☐ No

Packing Material: ☐ Bubble Wrap ☐ Bubble Bags ☐ None ☐ Other _____ Temp. Blank Yes ____ No ____

Thermometer Used 132013 or 101731962 or 226099 Type of Ice: Wet Blue None ☐ Samples on ice, cooling process has begun

Cooler Temperature _____ Biological Tissue is Frozen: Yes No

Temp should be above freezing ≤ 6°C

Date and Initials of person examining contents: 01/24/11 CW

Comments:

Chain of Custody Present:	☑Yes	☐No	☐N/A	1.
Chain of Custody Filled Out:	☑Yes	☐No	☐N/A	2.
Chain of Custody Relinquished:	☑Yes	☐No	☐N/A	3.
Sampler Name & Signature on COC:	☑Yes	☐No	☐N/A	4.
Samples Arrived within Hold Time:	☑Yes	☐No	☐N/A	5.
Short Hold Time Analysis (<72hr):	☐Yes	☑No	☐N/A	6.
Rush Turn Around Time Requested:	☑Yes	☐No	☐N/A	7. ASAP
Sufficient Volume:	☑Yes	☐No	☐N/A	8.
Correct Containers Used:	☐Yes	☐No	☐N/A	9.
-Pace Containers Used:	☐Yes	☐No	☐N/A	
Containers Intact:	☐Yes	☐No	☐N/A	10.
Filtered volume received for Dissolved tests	☐Yes	☐No	☐N/A	11.
Sample Labels match COC:	☐Yes	☐No	☐N/A	12.
-Includes date/time/ID/Analysis Matrix: Soil				
All containers needing preservation have been checked.	☐Yes	☐No	☑N/A	13.
All containers needing preservation are found to be in compliance with EPA recommendation.	☐Yes	☐No	☑N/A	
Exceptions: VOA, coliform, TOC, O&G				Initial when completed ____ Lot # of added preservative ____
Samples checked for dechlorination:	☐Yes	☐No	☐N/A	14.
Headspace in VOA Vials (>6mm):	☐Yes	☐No	☐N/A	15.
Trip Blanks Present:	☐Yes	☐No	☐N/A	16.
Trip Blank Custody Seals Present	☐Yes	☐No	☐N/A	
Pace Trip Blank Lot # (if purchased): _____				

Client Notification/ Resolution: Field Data Required? Y / N

Person Contacted: _____ Date/Time: _____

Comments/ Resolution:

Samples were shipped to MN by client directly. CW 1/24/11

Project Manager Review: JENNA GROSS **Date:** 1/24/11

Note: Whenever there is a discrepancy affecting North Carolina compliance samples, a copy of this form will be sent to the North Carolina DEHNR Certification Office (i.e out of hold, incorrect preservative, out of temp, incorrect containers)

Pace Analytical Services, Inc.
940 South Harney
Seattle, WA 98108
(206)767-5060

January 15, 2011

Joshua Johnson
Brown & Caldwell
724 Columbia St. NW#420
Olympia, WA 98501

RE: Project: East Bay Redevelopment 138130
Pace Project No.: 256210

Dear Joshua Johnson:
Enclosed are the analytical results for sample(s) received by the laboratory on January 11, 2011. The results relate only to the samples included in this report. Results reported herein conform to the most current NELAC standards, where applicable, unless otherwise narrated in the body of the report.

If you have any questions concerning this report, please feel free to contact me.

Sincerely,

Jennifer Gross

jennifer.gross@pacelabs.com
Project Manager

Enclosures

cc: Jon Turk, Brown & Caldwell

This report shall not be reproduced, except in full,
without the written consent of Pace Analytical Services, Inc..

Pace Analytical Services, Inc.
940 South Harney
Seattle, WA 98108
(206)767-5060

CERTIFICATIONS

Project: East Bay Redevelopment 138130
Pace Project No.: 256210

Minnesota Certification IDs

1700 Elm Street SE Suite 200, Minneapolis, MN 55414
Alaska Certification #: UST-078
Alaska Certification #MN00064
Arizona Certification #: AZ-0014
Arkansas Certification #: 88-0680
California Certification #: 01155CA
EPA Region 8 Certification #: Pace
Florida/NELAP Certification #: E87605
Georgia Certification #: 959
Idaho Certification #: MN00064
Illinois Certification #: 200011
Iowa Certification #: 368
Kansas Certification #: E-10167
Louisiana Certification #: 03086
Louisiana Certification #: LA080009
Maine Certification #: 2007029
Maryland Certification #: 322
Michigan DEQ Certification #: 9909
Minnesota Certification #: 027-053-137
Mississippi Certification #: Pace
Montana Certification #: MT CERT0092
Nevada Certification #: MN_00064
Nebraska Certification #: Pace
New Jersey Certification #: MN-002
New Mexico Certification #: Pace
New York Certification #: 11647
North Carolina Certification #: 530
North Dakota Certification #: R-036
North Dakota Certification #: R-036A
Ohio VAP Certification #: CL101
Oklahoma Certification #: D9921
Oklahoma Certification #: 9507
Oregon Certification #: MN200001
Pennsylvania Certification #: 68-00563
Puerto Rico Certification
Tennessee Certification #: 02818
Texas Certification #: T104704192
Washington Certification #: C754
Wisconsin Certification #: 999407970

This report shall not be reproduced, except in full,
without the written consent of Pace Analytical Services, Inc..

Pace Analytical Services, Inc.
940 South Harney
Seattle, WA 98108
(206)767-5060

SAMPLE ANALYTE COUNT

Project: East Bay Redevelopment 138130
Pace Project No.: 256210

Lab ID	Sample ID	Method	Analysts	Analytes Reported	Laboratory
256210001	**CNF-2-1-10**	EPA 6020	RJS	4	PASI-M
		% Moisture	CCL	1	PASI-M
256210002	**CNF-2-2-7**	EPA 6020	RJS	4	PASI-M
		% Moisture	CCL	1	PASI-M
256210003	**CNF-2-3-5**	EPA 6020	RJS	4	PASI-M
		% Moisture	CCL	1	PASI-M
256210004	**CNF-2-4-5**	EPA 6020	RJS	4	PASI-M
		% Moisture	CCL	1	PASI-M
256210005	**CNF-2-5-1.75**	EPA 6020	RJS	4	PASI-M
		% Moisture	CCL	1	PASI-M
256210006	**CNF-2-6-7**	EPA 6020	RJS	4	PASI-M
		% Moisture	CCL	1	PASI-M
256210007	**CNF-2-7-5**	EPA 6020	RJS	4	PASI-M
		% Moisture	CCL	1	PASI-M
256210008	**CNF-2-8-1.75**	EPA 6020	RJS	4	PASI-M
		% Moisture	CCL	1	PASI-M
256210009	**CNF-2-9-1.75**	EPA 6020	RJS	4	PASI-M
		% Moisture	CCL	1	PASI-M
256210010	**CNF-2-10-7**	EPA 6020	RJS	4	PASI-M
		% Moisture	CCL	1	PASI-M
256210011	**CNF-2-11-5**	EPA 6020	RJS	4	PASI-M
		% Moisture	CCL	1	PASI-M
256210012	**CNF-2-12-1.5**	EPA 6020	RJS	4	PASI-M
		% Moisture	CCL	1	PASI-M
256210013	**CNF-2-13-7**	EPA 6020	RJS	4	PASI-M
		% Moisture	CCL	1	PASI-M
256210014	**CNF-2-14-5**	EPA 6020	RJS	4	PASI-M
		% Moisture	CCL	1	PASI-M
256210015	**CNF-2-15-1.75**	EPA 6020	RJS	4	PASI-M
		% Moisture	CCL	1	PASI-M

This report shall not be reproduced, except in full,
without the written consent of Pace Analytical Services, Inc..

Pace Analytical Services, Inc.
940 South Harney
Seattle, WA 98108
(206)767-5060

ANALYTICAL RESULTS

Project: East Bay Redevelopment 138130
Pace Project No.: 256210

Sample: CNF-2-1-10 **Lab ID: 256210001** Collected: 01/10/11 10:45 Received: 01/11/11 10:12 Matrix: Solid

Results reported on a "dry-weight" basis

Parameters	Results	Units	Report Limit	DF	Prepared	Analyzed	CAS No.	Qual
6020 MET ICPMS	Analytical Method: EPA 6020							
Arsenic	**3.5**	mg/kg	2.8	20	01/11/11 16:02	01/13/11 12:52	7440-38-2	
Copper	**18.9**	mg/kg	2.8	20	01/11/11 16:02	01/13/11 12:52	7440-50-8	
Lead	**5.5**	mg/kg	2.8	20	01/11/11 16:02	01/13/11 12:52	7439-92-1	
Nickel	**7.8**	mg/kg	2.8	20	01/11/11 16:02	01/13/11 12:52	7440-02-0	
Dry Weight	Analytical Method: % Moisture							
Percent Moisture	**84.9**	%	0.10	1		01/14/11 00:00		

Sample: CNF-2-2-7 **Lab ID: 256210002** Collected: 01/10/11 10:55 Received: 01/11/11 10:12 Matrix: Solid

Results reported on a "dry-weight" basis

Parameters	Results	Units	Report Limit	DF	Prepared	Analyzed	CAS No.	Qual
6020 MET ICPMS	Analytical Method: EPA 6020							
Arsenic	ND	mg/kg	2.7	20	01/11/11 16:02	01/13/11 14:13	7440-38-2	
Copper	**13.8**	mg/kg	2.7	20	01/11/11 16:02	01/13/11 14:13	7440-50-8	
Lead	**4.6**	mg/kg	2.7	20	01/11/11 16:02	01/13/11 14:13	7439-92-1	
Nickel	**9.4**	mg/kg	2.7	20	01/11/11 16:02	01/13/11 14:13	7440-02-0	
Dry Weight	Analytical Method: % Moisture							
Percent Moisture	**83.1**	%	0.10	1		01/14/11 00:00		

Sample: CNF-2-3-5 **Lab ID: 256210003** Collected: 01/10/11 11:00 Received: 01/11/11 10:12 Matrix: Solid

Results reported on a "dry-weight" basis

Parameters	Results	Units	Report Limit	DF	Prepared	Analyzed	CAS No.	Qual
6020 MET ICPMS	Analytical Method: EPA 6020							
Arsenic	**4.8**	mg/kg	2.8	100	01/11/11 16:02	01/13/11 14:09	7440-38-2	
Copper	**25.1**	mg/kg	2.8	100	01/11/11 16:02	01/13/11 14:09	7440-50-8	
Lead	**4.0**	mg/kg	2.8	100	01/11/11 16:02	01/13/11 14:09	7439-92-1	
Nickel	**35.6**	mg/kg	2.8	100	01/11/11 16:02	01/13/11 14:09	7440-02-0	
Dry Weight	Analytical Method: % Moisture							
Percent Moisture	**18.1**	%	0.10	1		01/14/11 00:00		

This report shall not be reproduced, except in full,
without the written consent of Pace Analytical Services, Inc..

Pace Analytical Services, Inc.
940 South Harney
Seattle, WA 98108
(206)767-5060

ANALYTICAL RESULTS

Project: East Bay Redevelopment 138130
Pace Project No.: 256210

Sample: CNF-2-4-5 **Lab ID: 256210004** Collected: 01/10/11 11:00 Received: 01/11/11 10:12 Matrix: Solid

Results reported on a "dry-weight" basis

Parameters	Results	Units	Report Limit	DF	Prepared	Analyzed	CAS No.	Qual
6020 MET ICPMS	Analytical Method: EPA 6020							
Arsenic	**4.6**	mg/kg	2.6	100	01/11/11 16:02	01/13/11 14:31	7440-38-2	
Copper	**29.1**	mg/kg	2.6	100	01/11/11 16:02	01/13/11 14:31	7440-50-8	
Lead	**4.6**	mg/kg	2.6	100	01/11/11 16:02	01/13/11 14:31	7439-92-1	
Nickel	**38.0**	mg/kg	2.6	100	01/11/11 16:02	01/13/11 14:31	7440-02-0	
Dry Weight	Analytical Method: % Moisture							
Percent Moisture	**21.5**	%	0.10	1		01/14/11 00:00		

Sample: CNF-2-5-1.75 **Lab ID: 256210005** Collected: 01/10/11 11:03 Received: 01/11/11 10:12 Matrix: Solid

Results reported on a "dry-weight" basis

Parameters	Results	Units	Report Limit	DF	Prepared	Analyzed	CAS No.	Qual
6020 MET ICPMS	Analytical Method: EPA 6020							
Arsenic	**159**	mg/kg	2.0	100	01/11/11 16:02	01/13/11 10:21	7440-38-2	
Copper	**26.3**	mg/kg	2.0	100	01/11/11 16:02	01/13/11 10:21	7440-50-8	
Lead	**6.8**	mg/kg	2.0	100	01/11/11 16:02	01/13/11 10:21	7439-92-1	
Nickel	**30.4**	mg/kg	2.0	100	01/11/11 16:02	01/13/11 10:21	7440-02-0	
Dry Weight	Analytical Method: % Moisture							
Percent Moisture	**6.5**	%	0.10	1		01/14/11 00:00		

Sample: CNF-2-6-7 **Lab ID: 256210006** Collected: 01/10/11 11:05 Received: 01/11/11 10:12 Matrix: Solid

Results reported on a "dry-weight" basis

Parameters	Results	Units	Report Limit	DF	Prepared	Analyzed	CAS No.	Qual
6020 MET ICPMS	Analytical Method: EPA 6020							
Arsenic	ND	mg/kg	2.7	20	01/11/11 16:02	01/13/11 10:26	7440-38-2	
Copper	**20.5**	mg/kg	2.7	20	01/11/11 16:02	01/13/11 10:26	7440-50-8	
Lead	**4.5**	mg/kg	2.7	20	01/11/11 16:02	01/13/11 10:26	7439-92-1	
Nickel	**3.9**	mg/kg	2.7	20	01/11/11 16:02	01/13/11 10:26	7440-02-0	
Dry Weight	Analytical Method: % Moisture							
Percent Moisture	**83.3**	%	0.10	1		01/14/11 00:00		

This report shall not be reproduced, except in full,
without the written consent of Pace Analytical Services, Inc..

Pace Analytical Services, Inc.
940 South Harney
Seattle, WA 98108
(206)767-5060

ANALYTICAL RESULTS

Project: East Bay Redevelopment 138130
Pace Project No.: 256210

Sample: CNF-2-7-5 **Lab ID: 256210007** Collected: 01/10/11 11:08 Received: 01/11/11 10:12 Matrix: Solid

Results reported on a "dry-weight" basis

Parameters	Results	Units	Report Limit	DF	Prepared	Analyzed	CAS No.	Qual
6020 MET ICPMS	Analytical Method: EPA 6020							
Arsenic	**6.0**	mg/kg	3.2	100	01/11/11 16:02	01/13/11 10:35	7440-38-2	
Copper	**41.1**	mg/kg	3.2	100	01/11/11 16:02	01/13/11 10:35	7440-50-8	
Lead	**6.0**	mg/kg	3.2	100	01/11/11 16:02	01/13/11 10:35	7439-92-1	
Nickel	**58.3**	mg/kg	3.2	100	01/11/11 16:02	01/13/11 10:35	7440-02-0	
Dry Weight	Analytical Method: % Moisture							
Percent Moisture	**22.7**	%	0.10	1		01/14/11 00:00		

Sample: CNF-2-8-1.75 **Lab ID: 256210008** Collected: 01/10/11 11:10 Received: 01/11/11 10:12 Matrix: Solid

Results reported on a "dry-weight" basis

Parameters	Results	Units	Report Limit	DF	Prepared	Analyzed	CAS No.	Qual
6020 MET ICPMS	Analytical Method: EPA 6020							
Arsenic	**5.6**	mg/kg	2.2	100	01/11/11 16:02	01/13/11 10:39	7440-38-2	
Copper	**40.3**	mg/kg	2.2	100	01/11/11 16:02	01/13/11 10:39	7440-50-8	
Lead	**7.7**	mg/kg	2.2	100	01/11/11 16:02	01/13/11 10:39	7439-92-1	
Nickel	**37.9**	mg/kg	2.2	100	01/11/11 16:02	01/13/11 10:39	7440-02-0	
Dry Weight	Analytical Method: % Moisture							
Percent Moisture	**4.6**	%	0.10	1		01/14/11 00:00		

Sample: CNF-2-9-1.75 **Lab ID: 256210009** Collected: 01/10/11 11:10 Received: 01/11/11 10:12 Matrix: Solid

Results reported on a "dry-weight" basis

Parameters	Results	Units	Report Limit	DF	Prepared	Analyzed	CAS No.	Qual
6020 MET ICPMS	Analytical Method: EPA 6020							
Arsenic	**9.1**	mg/kg	2.6	100	01/11/11 16:02	01/13/11 10:58	7440-38-2	
Copper	**47.8**	mg/kg	2.6	100	01/11/11 16:02	01/13/11 10:58	7440-50-8	
Lead	**10.8**	mg/kg	2.6	100	01/11/11 16:02	01/13/11 10:58	7439-92-1	
Nickel	**35.7**	mg/kg	2.6	100	01/11/11 16:02	01/13/11 10:58	7440-02-0	
Dry Weight	Analytical Method: % Moisture							
Percent Moisture	**5.8**	%	0.10	1		01/14/11 00:00		

This report shall not be reproduced, except in full,
without the written consent of Pace Analytical Services, Inc..

Pace Analytical Services, Inc.
940 South Harney
Seattle, WA 98108
(206)767-5060

ANALYTICAL RESULTS

Project: East Bay Redevelopment 138130
Pace Project No.: 256210

Sample: CNF-2-10-7 **Lab ID: 256210010** Collected: 01/10/11 11:15 Received: 01/11/11 10:12 Matrix: Solid

Results reported on a "dry-weight" basis

Parameters	Results	Units	Report Limit	DF	Prepared	Analyzed	CAS No.	Qual
6020 MET ICPMS	Analytical Method: EPA 6020							
Arsenic	**3.4**	mg/kg	2.4	20	01/11/11 16:02	01/13/11 10:49	7440-38-2	
Copper	**19.9**	mg/kg	2.4	20	01/11/11 16:02	01/13/11 10:49	7440-50-8	
Lead	**4.8**	mg/kg	2.4	20	01/11/11 16:02	01/13/11 10:49	7439-92-1	
Nickel	**9.8**	mg/kg	2.4	20	01/11/11 16:02	01/13/11 10:49	7440-02-0	
Dry Weight	Analytical Method: % Moisture							
Percent Moisture	**82.4**	%	0.10	1		01/14/11 00:00		

Sample: CNF-2-11-5 **Lab ID: 256210011** Collected: 01/10/11 11:16 Received: 01/11/11 10:12 Matrix: Solid

Results reported on a "dry-weight" basis

Parameters	Results	Units	Report Limit	DF	Prepared	Analyzed	CAS No.	Qual
6020 MET ICPMS	Analytical Method: EPA 6020							
Arsenic	**6.5**	mg/kg	2.8	100	01/11/11 16:02	01/13/11 11:39	7440-38-2	
Copper	**41.1**	mg/kg	2.8	100	01/11/11 16:02	01/13/11 11:39	7440-50-8	M6
Lead	**6.2**	mg/kg	2.8	100	01/11/11 16:02	01/13/11 11:39	7439-92-1	
Nickel	**59.1**	mg/kg	2.8	100	01/11/11 16:02	01/13/11 11:39	7440-02-0	M6
Dry Weight	Analytical Method: % Moisture							
Percent Moisture	**22.4**	%	0.10	1		01/14/11 00:00		

Sample: CNF-2-12-1.5 **Lab ID: 256210012** Collected: 01/10/11 11:17 Received: 01/11/11 10:12 Matrix: Solid

Results reported on a "dry-weight" basis

Parameters	Results	Units	Report Limit	DF	Prepared	Analyzed	CAS No.	Qual
6020 MET ICPMS	Analytical Method: EPA 6020							
Arsenic	**11.2**	mg/kg	2.4	100	01/11/11 16:02	01/13/11 11:48	7440-38-2	
Copper	**44.3**	mg/kg	2.4	100	01/11/11 16:02	01/13/11 11:48	7440-50-8	
Lead	**28.4**	mg/kg	2.4	100	01/11/11 16:02	01/13/11 11:48	7439-92-1	
Nickel	**39.7**	mg/kg	2.4	100	01/11/11 16:02	01/13/11 11:48	7440-02-0	
Dry Weight	Analytical Method: % Moisture							
Percent Moisture	**14.6**	%	0.10	1		01/14/11 00:00		

This report shall not be reproduced, except in full,
without the written consent of Pace Analytical Services, Inc..

Pace Analytical Services, Inc.
940 South Harney
Seattle, WA 98108
(206)767-5060

ANALYTICAL RESULTS

Project: East Bay Redevelopment 138130
Pace Project No.: 256210

Sample: CNF-2-13-7 **Lab ID: 256210013** Collected: 01/10/11 11:20 Received: 01/11/11 10:12 Matrix: Solid

Results reported on a "dry-weight" basis

Parameters	Results	Units	Report Limit	DF	Prepared	Analyzed	CAS No.	Qual
6020 MET ICPMS	Analytical Method: EPA 6020							
Arsenic	**6.8**	mg/kg	3.0	40	01/11/11 16:02	01/13/11 11:58	7440-38-2	
Copper	**48.1**	mg/kg	3.0	40	01/11/11 16:02	01/13/11 11:58	7440-50-8	
Lead	**7.6**	mg/kg	3.0	40	01/11/11 16:02	01/13/11 11:58	7439-92-1	
Nickel	**46.5**	mg/kg	3.0	40	01/11/11 16:02	01/13/11 11:58	7440-02-0	
Dry Weight	Analytical Method: % Moisture							
Percent Moisture	**72.7**	%	0.10	1		01/14/11 00:00		

Sample: CNF-2-14-5 **Lab ID: 256210014** Collected: 01/10/11 11:23 Received: 01/11/11 10:12 Matrix: Solid

Results reported on a "dry-weight" basis

Parameters	Results	Units	Report Limit	DF	Prepared	Analyzed	CAS No.	Qual
6020 MET ICPMS	Analytical Method: EPA 6020							
Arsenic	**8.1**	mg/kg	3.0	100	01/11/11 16:02	01/13/11 12:02	7440-38-2	
Copper	**39.0**	mg/kg	3.0	100	01/11/11 16:02	01/13/11 12:02	7440-50-8	
Lead	**6.1**	mg/kg	3.0	100	01/11/11 16:02	01/13/11 12:02	7439-92-1	
Nickel	**50.4**	mg/kg	3.0	100	01/11/11 16:02	01/13/11 12:02	7440-02-0	
Dry Weight	Analytical Method: % Moisture							
Percent Moisture	**23.9**	%	0.10	1		01/14/11 00:00		

Sample: CNF-2-15-1.75 **Lab ID: 256210015** Collected: 01/10/11 11:25 Received: 01/11/11 10:12 Matrix: Solid

Results reported on a "dry-weight" basis

Parameters	Results	Units	Report Limit	DF	Prepared	Analyzed	CAS No.	Qual
6020 MET ICPMS	Analytical Method: EPA 6020							
Arsenic	**7.0**	mg/kg	2.2	100	01/11/11 16:02	01/13/11 12:07	7440-38-2	
Copper	**30.3**	mg/kg	2.2	100	01/11/11 16:02	01/13/11 12:07	7440-50-8	
Lead	**19.4**	mg/kg	2.2	100	01/11/11 16:02	01/13/11 12:07	7439-92-1	
Nickel	**34.8**	mg/kg	2.2	100	01/11/11 16:02	01/13/11 12:07	7440-02-0	
Dry Weight	Analytical Method: % Moisture							
Percent Moisture	**6.3**	%	0.10	1		01/14/11 00:00		

This report shall not be reproduced, except in full,
without the written consent of Pace Analytical Services, Inc..

Pace Analytical Services, Inc.
940 South Harney
Seattle, WA 98108
(206)767-5060

QUALITY CONTROL DATA

Project: East Bay Redevelopment 138130
Pace Project No.: 256210

QC Batch: ICPM/24308 Analysis Method: EPA 6020
QC Batch Method: EPA 6020 Analysis Description: 6020 MET
Associated Lab Samples: 256210001, 256210002, 256210003, 256210004, 256210005, 256210006, 256210007, 256210008, 256210009, 256210010, 256210011, 256210012, 256210013, 256210014, 256210015

METHOD BLANK: 917376 Matrix: Solid
Associated Lab Samples: 256210001, 256210002, 256210003, 256210004, 256210005, 256210006, 256210007, 256210008, 256210009, 256210010, 256210011, 256210012, 256210013, 256210014, 256210015

Parameter	Units	Blank Result	Reporting Limit	Analyzed	Qualifiers
Arsenic	mg/kg	ND	0.44	01/13/11 12:43	
Copper	mg/kg	ND	0.44	01/13/11 12:43	
Lead	mg/kg	ND	0.44	01/13/11 12:43	
Nickel	mg/kg	ND	0.44	01/13/11 12:43	

LABORATORY CONTROL SAMPLE: 917377

Parameter	Units	Spike Conc.	LCS Result	LCS % Rec	% Rec Limits	Qualifiers
Arsenic	mg/kg	16.3	17.2	106	75-125	
Copper	mg/kg	16.3	17.5	108	75-125	
Lead	mg/kg	16.3	18.6	115	75-125	
Nickel	mg/kg	16.3	17.7	109	75-125	

MATRIX SPIKE & MATRIX SPIKE DUPLICATE: 917378 917379

Parameter	Units	256210001 Result	MS Spike Conc.	MSD Spike Conc.	MS Result	MSD Result	MS % Rec	MSD % Rec	% Rec Limits	RPD	Qual
Arsenic	mg/kg	3.5	109	117	96.5	108	85	89	75-125	11	
Copper	mg/kg	18.9	109	117	116	131	89	96	75-125	12	
Lead	mg/kg	5.5	109	117	110	123	95	100	75-125	11	
Nickel	mg/kg	7.8	109	117	102	116	86	92	75-125	13	

MATRIX SPIKE SAMPLE: 917380

Parameter	Units	256210011 Result	Spike Conc.	MS Result	MS % Rec	% Rec Limits	Qualifiers
Arsenic	mg/kg	6.5	23.1	28.7	96	75-125	
Copper	mg/kg	41.1	23.1	51.7	46	75-125	M6
Lead	mg/kg	6.2	23.1	30.0	103	75-125	
Nickel	mg/kg	59.1	23.1	65.1	26	75-125	M6

This report shall not be reproduced, except in full,
without the written consent of Pace Analytical Services, Inc..

Pace Analytical Services, Inc.
940 South Harney
Seattle, WA 98108
(206)767-5060

QUALITY CONTROL DATA

Project: East Bay Redevelopment 138130
Pace Project No.: 256210

QC Batch: MPRP/24358 Analysis Method: % Moisture
QC Batch Method: % Moisture Analysis Description: Dry Weight/Percent Moisture
Associated Lab Samples: 256210001, 256210002, 256210003, 256210004, 256210005, 256210006, 256210007, 256210008, 256210009, 256210010, 256210011, 256210012, 256210013, 256210014, 256210015

METHOD BLANK: 919250 Matrix: Solid
Associated Lab Samples: 256210001, 256210002, 256210003, 256210004, 256210005, 256210006, 256210007, 256210008, 256210009, 256210010, 256210011, 256210012, 256210013, 256210014, 256210015

Parameter	Units	Blank Result	Reporting Limit	Analyzed	Qualifiers
Percent Moisture	%	ND	0.10	01/14/11 00:00	

SAMPLE DUPLICATE: 919251

Parameter	Units	256210001 Result	Dup Result	RPD	Qualifiers
Percent Moisture	%	84.9	85.5	.7	

SAMPLE DUPLICATE: 919252

Parameter	Units	256210010 Result	Dup Result	RPD	Qualifiers
Percent Moisture	%	82.4	81.6	.9	

This report shall not be reproduced, except in full,
without the written consent of Pace Analytical Services, Inc..

Pace Analytical Services, Inc.
940 South Harney
Seattle, WA 98108
(206)767-5060

QUALIFIERS

Project: East Bay Redevelopment 138130
Pace Project No.: 256210

DEFINITIONS

DF - Dilution Factor, if reported, represents the factor applied to the reported data due to changes in sample preparation, dilution of the sample aliquot, or moisture content.

ND - Not Detected at or above adjusted reporting limit.

J - Estimated concentration above the adjusted method detection limit and below the adjusted reporting limit.

MDL - Adjusted Method Detection Limit.

S - Surrogate

1,2-Diphenylhydrazine (8270 listed analyte) decomposes to Azobenzene.

Consistent with EPA guidelines, unrounded data are displayed and have been used to calculate % recovery and RPD values.

LCS(D) - Laboratory Control Sample (Duplicate)

MS(D) - Matrix Spike (Duplicate)

DUP - Sample Duplicate

RPD - Relative Percent Difference

NC - Not Calculable.

SG - Silica Gel Clean-Up

N-Nitrosodiphenylamine decomposes and cannot be separated from Diphenylamine using Method 8270. The result reported for each analyte is a combined concentration.

Pace Analytical is NELAP accredited. Contact your Pace PM for the current list of accredited analytes.

LABORATORIES

PASI-M	Pace Analytical Services - Minneapolis

ANALYTE QUALIFIERS

M6	Matrix spike and Matrix spike duplicate recovery not evaluated against control limits due to sample dilution.

This report shall not be reproduced, except in full,
without the written consent of Pace Analytical Services, Inc..

Pace Analytical Services, Inc.
940 South Harney
Seattle, WA 98108
(206)767-5060

QUALITY CONTROL DATA CROSS REFERENCE TABLE

Project: East Bay Redevelopment 138130
Pace Project No.: 256210

Lab ID	Sample ID	QC Batch Method	QC Batch	Analytical Method	Analytical Batch
256210001	**CNF-2-1-10**	EPA 6020	ICPM/24308	EPA 6020	ICPM/9866
256210002	**CNF-2-2-7**	EPA 6020	ICPM/24308	EPA 6020	ICPM/9866
256210003	**CNF-2-3-5**	EPA 6020	ICPM/24308	EPA 6020	ICPM/9866
256210004	**CNF-2-4-5**	EPA 6020	ICPM/24308	EPA 6020	ICPM/9866
256210005	**CNF-2-5-1.75**	EPA 6020	ICPM/24308	EPA 6020	ICPM/9866
256210006	**CNF-2-6-7**	EPA 6020	ICPM/24308	EPA 6020	ICPM/9866
256210007	**CNF-2-7-5**	EPA 6020	ICPM/24308	EPA 6020	ICPM/9866
256210008	**CNF-2-8-1.75**	EPA 6020	ICPM/24308	EPA 6020	ICPM/9866
256210009	**CNF-2-9-1.75**	EPA 6020	ICPM/24308	EPA 6020	ICPM/9866
256210010	**CNF-2-10-7**	EPA 6020	ICPM/24308	EPA 6020	ICPM/9866
256210011	**CNF-2-11-5**	EPA 6020	ICPM/24308	EPA 6020	ICPM/9866
256210012	**CNF-2-12-1.5**	EPA 6020	ICPM/24308	EPA 6020	ICPM/9866
256210013	**CNF-2-13-7**	EPA 6020	ICPM/24308	EPA 6020	ICPM/9866
256210014	**CNF-2-14-5**	EPA 6020	ICPM/24308	EPA 6020	ICPM/9866
256210015	**CNF-2-15-1.75**	EPA 6020	ICPM/24308	EPA 6020	ICPM/9866
256210001	**CNF-2-1-10**	% Moisture	MPRP/24358		
256210002	**CNF-2-2-7**	% Moisture	MPRP/24358		
256210003	**CNF-2-3-5**	% Moisture	MPRP/24358		
256210004	**CNF-2-4-5**	% Moisture	MPRP/24358		
256210005	**CNF-2-5-1.75**	% Moisture	MPRP/24358		
256210006	**CNF-2-6-7**	% Moisture	MPRP/24358		
256210007	**CNF-2-7-5**	% Moisture	MPRP/24358		
256210008	**CNF-2-8-1.75**	% Moisture	MPRP/24358		
256210009	**CNF-2-9-1.75**	% Moisture	MPRP/24358		
256210010	**CNF-2-10-7**	% Moisture	MPRP/24358		
256210011	**CNF-2-11-5**	% Moisture	MPRP/24358		
256210012	**CNF-2-12-1.5**	% Moisture	MPRP/24358		
256210013	**CNF-2-13-7**	% Moisture	MPRP/24358		
256210014	**CNF-2-14-5**	% Moisture	MPRP/24358		
256210015	**CNF-2-15-1.75**	% Moisture	MPRP/24358		

This report shall not be reproduced, except in full,
without the written consent of Pace Analytical Services, Inc..

Sample Condition Upon Receipt

Pace Analytical

Client Name: Brown & Caldwell Project # 256210

Courier: ☐ Fed Ex ☐ UPS ☐ USPS ☐ Client ☐ Commercial ☐ Pace Other Direct ship to Pace MN from client

Tracking #: _____

Custody Seal on Cooler/Box Present: ☐ Yes ☐ No Seals intact: ☐ Yes ☐ No

Packing Material: ☐ Bubble Wrap ☑ Bubble Bags ☐ None ☐ Other _____ Temp. Blank Yes ____ No ____

Thermometer Used 132013 or 101731962 or 226099 **Type of Ice:** Wet Blue None ☐ Samples on ice, cooling process has begun

Cooler Temperature _____ **Biological Tissue is Frozen:** Yes No

Temp should be above freezing ≤ 6°C

Comments:

Date and Initials of person examining contents: _____

Chain of Custody Present:	☑Yes	☐No	☐N/A	1.
Chain of Custody Filled Out:	☑Yes	☐No	☐N/A	2.
Chain of Custody Relinquished:	☑Yes	☐No	☐N/A	3.
Sampler Name & Signature on COC:	☑Yes	☐No	☐N/A	4.
Samples Arrived within Hold Time:	☑Yes	☐No	☐N/A	5.
Short Hold Time Analysis (<72hr):	☐Yes	☑No	☐N/A	6.
Rush Turn Around Time Requested:	☑Yes	☐No	☐N/A	7. 3 day TAT or ASAP per 1/11/11
Sufficient Volume:	☑Yes	☐No	☐N/A	8.
Correct Containers Used:	☑Yes	☐No	☐N/A	9.
-Pace Containers Used:	☑Yes	☐No	☐N/A	
Containers Intact:	☐Yes	☐No	☐N/A	10.
Filtered volume received for Dissolved tests	☐Yes	☐No	☐N/A	11.
Sample Labels match COC:	☐Yes	☐No	☐N/A	12.
-Includes date/time/ID/Analysis Matrix: SL				
All containers needing preservation have been checked.	☐Yes	☐No	☑N/A	13.
All containers needing preservation are found to be in compliance with EPA recommendation.	☐Yes	☐No	☑N/A	
Exceptions: VOA, coliform, TOC, O&G				Initial when completed: _____ Lot # of added preservative: _____
Samples checked for dechlorination:	☐Yes	☐No	☑N/A	14.
Headspace in VOA Vials (>6mm):	☐Yes	☐No	☑N/A	15.
Trip Blanks Present:	☐Yes	☐No	☑N/A	16.
Trip Blank Custody Seals Present	☐Yes	☐No	☑N/A	
Pace Trip Blank Lot # (if purchased): _____				

Client Notification/ Resolution: Field Data Required? Y / N

Person Contacted: Jon @ Brown+Caldwell Date/Time: 1/11/11 8:04

Comments/ Resolution:

Per Jon, Cd is not needed on this project Re 1/11/11 10:12A.

Project Manager Review: JENNI GROSS **Date:** 1/11/11

Note: Whenever there is a discrepancy affecting North Carolina compliance samples, a copy of this form will be sent to the North Carolina DEHNR Certification Office (i.e out of hold, incorrect preservative, out of temp, incorrect containers)

CHAIN-OF-CUSTODY / Analytical Request Document

The Chain-of-Custody is a LEGAL DOCUMENT. All relevant fields must be completed accurately.

256210

Pace Analytical
www.pacelabs.com

Page: 1 of 2

1318905

Section A Required Client Information:

Company: B & C
Address: 224 Columbia St NW Suite 120
Olympia WA 98501
Email To: tuck@bcengineering.com
Phone: 360 534 1700 Fax: 360 943 7552
Requested Due Date/TAT: Rush ASAP

Section B Required Project Information:

Report To: Jon Tuck
Copy To: Josh Johnson
Purchase Order No.:
Project Name: East Bay Redevelopment
Project Number: 138130

Section C Invoice Information:

Attention: Jon Tuck
Company Name: See A
Address:
Pace Quote Reference:
Pace Project Manager:
Pace Profile #:

REGULATORY AGENCY

☐ NPDES ☐ GROUND WATER ☐ DRINKING WATER
☐ UST ☐ RCRA ☐ OTHER

Site Location STATE:

Requested Analysis Filtered (Y/N)

ITEM #	Section D Required Client Information — SAMPLE ID (A-Z, 0-9 / ,-) Sample IDs MUST BE UNIQUE	Matrix Codes (MATRIX / CODE): Drinking Water DW; Water WT; Waste Water WW; Product P; Soil/Solid SL; Oil OL; Wipe WP; Air AR; Tissue TS; Other OT	MATRIX CODE (see valid codes to left)	SAMPLE TYPE (G=GRAB C=COMP)	COLLECTED: COMPOSITE START DATE	COMPOSITE START TIME	COMPOSITE END/GRAB DATE	COMPOSITE END/GRAB TIME	SAMPLE TEMP AT COLLECTION	# OF CONTAINERS	Preservatives: Unpreserved	H_2SO_4	HNO_3	HCl	NaOH	$Na_2S_2O_3$	Methanol	Other	Analysis Test Y/N	Pb, As, Mn, Cu	Residual Chlorine (Y/N)	Pace Project No./ Lab I.D.
1	CNE-2-1-10		SL	G	1/6/11		1/6/11	10:45		1	1									X	
2	CNE-2-2-7							10:55													
3	CNE-2-3-5							11:00													
4	CNE-2-4-5							11:00													
5	CNE-2-5-1.75							11:03													
6	CNE-2-6-3							11:05													
7	CNE-2-7-5							11:09													
8	CNE-2-8-1.75							11:10													
9	CNE-2-9-1.75							11:10													
10	CNE-2-10-7							11:15													
11	CNE-2-11-5							11:16													
12	CNE-2-12-1.5							11:17													

ADDITIONAL COMMENTS	RELINQUISHED BY / AFFILIATION	DATE	TIME	ACCEPTED BY / AFFILIATION	DATE	TIME	SAMPLE CONDITIONS
Temp Blank Included	Jon Tuck	1/6/11	14:45	Courtney Scott / Fed Ex	1/7/11	10:45	

SAMPLER NAME AND SIGNATURE

PRINT Name of SAMPLER: Jon Tuck

SIGNATURE of SAMPLER: [signature] DATE Signed (MM/DD/YY): 1/10/11

Temp in °C | Received on Ice (Y/N) | Custody Sealed Cooler (Y/N) | Samples Intact (Y/N)

4

*Important Note: By signing this form you are accepting Pace's NET 30 day payment terms and agreeing to late charges of 1.5% per month for any invoices not paid within 30 days.

F-ALL-Q-020rev.07, 15-May-2007

Pace Analytical
www.pacelabs.com

CHAIN-OF-CUSTODY / Analytical Request Document

The Chain-of-Custody is a LEGAL DOCUMENT. All relevant fields must be completed accurately.

256210

Page: of

1318974

Section A Required Client Information:	Section B Required Project Information:	Section C Invoice Information:
Company: BrC	Report To: Jon Turk	Attention: Jon Turk
Address: 724 Columbia St NW Ste 420 Olympia WA 98501	Copy To: Josh Johnson	Company Name: See A
Email To: jturk@brwncald.com	Purchase Order No.:	Address:
Phone: 3605341206 Fax: 3609433513	Project Name: East Bay Redevelopment	Pace Quote Reference:
Requested Due Date/TAT: Rush ASAP	Project Number: 130130	Pace Project Manager:
		Pace Profile #:

REGULATORY AGENCY

☐ NPDES ☐ GROUND WATER ☐ DRINKING WATER

☐ UST ☐ RCRA ☒ OTHER ECY

Site Location STATE: WA

Requested Analysis Filtered (Y/N)

ITEM #	Section D Required Client Information — SAMPLE ID (A-Z, 0-9 / ,-) Sample IDs MUST BE UNIQUE	Matrix Codes MATRIX / CODE: Drinking Water DW, Water WT, Waste Water WW, Product P, Soil/Solid SL, Oil OL, Wipe WP, Air AR, Tissue TS, Other OT	MATRIX CODE (see valid codes to left)	SAMPLE TYPE (G=GRAB C=COMP)	COLLECTED: COMPOSITE START DATE	COMPOSITE START TIME	COMPOSITE END/GRAB DATE	COMPOSITE END/GRAB TIME	SAMPLE TEMP AT COLLECTION	# OF CONTAINERS	Preservatives: Unpreserved	H_2SO_4	HNO_3	HCl	NaOH	$Na_2S_2O_3$	Methanol	Other	Y/N	Analysis Test ↓: As, Pb, Ni, Cu	Residual Chlorine (Y/N)	Pace Project No./ Lab I.D.
1	CNF-2-13-7		SL	G			1/10/11	11:20		1										X		
2	CNF-2-14-5		↓	↓			↓	11:23												↓		
3	CNF-2-15-1.75		↓	↓			↓	11:25			↓									↓		
4																						
5																						
6																						
7																						
8																						
9																						
10																						
11																						
12																						

ADDITIONAL COMMENTS	RELINQUISHED BY / AFFILIATION	DATE	TIME	ACCEPTED BY / AFFILIATION	DATE	TIME	SAMPLE CONDITIONS
	Jon Turk	1/10/11	14:45	Custody Seal / Fed Ex	1/10/11	14:45	

ORIGINAL

SAMPLER NAME AND SIGNATURE

PRINT Name of SAMPLER: Jon Turk

SIGNATURE of SAMPLER: Jon Turk

DATE Signed (MM/DD/YY): 1/10/11

Temp in °C | Received on Ice (Y/N) | Custody Sealed Cooler (Y/N) | Samples Intact (Y/N)

*Important Note: By signing this form you are accepting Pace's NET 30 day payment terms and agreeing to late charges of 1.5% per month for any invoices not paid within 30 days.

F-ALL-Q-020rev.07, 15-May-2007

Sample Container Count

256210

CLIENT: Brown & Caldwell

Pace Analytical™ www.pacelabs.com

COC PAGE 1 of 2
COC ID# 1318905

Sample Line Item	VG9H	AG1H	AG1U	BG1H	BP1U	BP2U	BP3U	BP2N	BP2S	WGFU	WGKU				Comments
1															
2															
3															
4															
5															
6															
7															
8															
9															
10															
11															
12															Trip Blank? NO

AG1H	1 liter HCL amber glass		BP2S	500mL H2SO4 plastic		JGFU	4oz unpreserved amber wide
AG1U	1liter unpreserved amber glass		BP2U	500mL unpreserved plastic		R	terra core kit
AG2S	500mL H2SO4 amber glass		BP2Z	500mL NaOH, Zn Ac		U	Summa Can
AG2U	500mL unpreserved amber glass		BP3C	250mL NaOH plastic		VG9H	40mL HCL clear vial
AG3S	250mL H2SO4 amber glass		BP3N	250mL HNO3 plastic		VG9T	40mL Na Thio. clear vial
BG1H	1 liter HCL clear glass		BP3S	250mL H2SO4 plastic		VG9U	40mL unpreserved **clear** vial
BG1U	1 liter unpreserved glass		BP3U	250mL unpreserved plastic		VG9W	40mL glass vial preweighted (EPA 5035)
BP1N	1 liter HNO3 plastic		DG9B	40mL Na Bisulfate amber vial		VSG	Headspace septa vial & HCL
BP1S	1 liter H2SO4 plastic		DG9H	40mL HCL amber voa vial		WGFU	4oz clear soil jar
BP1U	1 liter unpreserved plastic		DG9M	40mL MeOH clear vial		WGFX	4oz wide jar w/hexane wipe
BP1Z	1 liter NaOH, Zn, Ac		DG9T	40mL Na Thio amber vial		ZPLC	Ziploc Bag
BP2N	500mL HNO3 plastic		DG9U	40mL unpreserved **amber** vial			
BP2O	500mL NaOH plastic		I	Wipe/Swab			

Sample Container Count

256210

CLIENT: Brown & Caldwell

COC PAGE 2 of 2
COC ID# 1318974

Sample Line Item	VG9H	AG1H	AG1U	BG1H	BP1U	BP2U	BP3U	BP2N	BP2S	WGFU	WGKU				Comments
1										1					
2										↓					
3															
4															
5															
6															
7															
8															
9															
10															
11															
12															Trip Blank? No

AG1H	1 liter HCL amber glass		BP2S	500mL H2SO4 plastic		JGFU	4oz unpreserved amber wide
AG1U	1liter unpreserved amber glass		BP2U	500mL unpreserved plastic		R	terra core kit
AG2S	500mL H2SO4 amber glass		BP2Z	500mL NaOH, Zn Ac		U	Summa Can
AG2U	500mL unpreserved amber glass		BP3C	250mL NaOH plastic		VG9H	40mL HCL clear vial
AG3S	250mL H2SO4 amber glass		BP3N	250mL HNO3 plastic		VG9T	40mL Na Thio. clear vial
BG1H	1 liter HCL clear glass		BP3S	250mL H2SO4 plastic		VG9U	40mL unpreserved **clear** vial
BG1U	1 liter unpreserved glass		BP3U	250mL unpreserved plastic		VG9W	40mL glass vial preweighted (EPA 5035)
BP1N	1 liter HNO3 plastic		DG9B	40mL Na Bisulfate amber vial		VSG	Headspace septa vial & HCL
BP1S	1 liter H2SO4 plastic		DG9H	40mL HCL amber voa vial		WGFU	4oz clear soil jar
BP1U	1 liter unpreserved plastic		DG9M	40mL MeOH clear vial		WGFX	4oz wide jar w/hexane wipe
BP1Z	1 liter NaOH, Zn, Ac		DG9T	40mL Na Thio amber vial		ZPLC	Ziploc Bag
BP2N	500mL HNO3 plastic		DG9U	40mL unpreserved **amber** vial			
BP2O	500mL NaOH plastic		I	Wipe/Swab			

Pace Analytical Services, Inc.
940 South Harney
Seattle, WA 98108
(206)767-5060

November 17, 2010

Joshua Johnson
Brown & Caldwell
724 Columbia St. NW#420
Olympia, WA 98501

RE: Project: East Bay Redevelopment 138130
Pace Project No.: 255583

Dear Joshua Johnson:
Enclosed are the analytical results for sample(s) received by the laboratory on November 03, 2010. The results relate only to the samples included in this report. Results reported herein conform to the most current NELAC standards, where applicable, unless otherwise narrated in the body of the report.

Client added Diesel with Silica Gel cleanup to 255583 005 (CNF-1-5-9) on 11/10/10.

If you have any questions concerning this report, please feel free to contact me.

Sincerely,

Regina SteMarie for
Jennifer Gross
jennifer.gross@pacelabs.com
Project Manager

Enclosures

This report shall not be reproduced, except in full,
without the written consent of Pace Analytical Services, Inc..

Pace Analytical Services, Inc.
940 South Harney
Seattle, WA 98108
(206)767-5060

CERTIFICATIONS

Project: East Bay Redevelopment 138130
Pace Project No.: 255583

Washington Certification IDs

940 South Harney Street, Seattle, WA 98108
Alaska CS Certification #: UST-025
Alaska Drinking Water VOC Certification #: WA01230
Alaska Drinking Water Micro Certification #: WA01230
California Certification #: 01153CA
Florida/NELAP Certification #: E87617
Oregon Certification #: WA200007
Washington Certification #: C1229

This report shall not be reproduced, except in full,
without the written consent of Pace Analytical Services, Inc..

Pace Analytical Services, Inc.
940 South Harney
Seattle, WA 98108
(206)767-5060

SAMPLE SUMMARY

Project: East Bay Redevelopment 138130
Pace Project No.: 255583

Lab ID	Sample ID	Matrix	Date Collected	Date Received
255583001	**CNF-1-1-9**	Solid	11/03/10 12:04	11/03/10 19:30
255583002	**CNF-1-2-9**	Solid	11/03/10 12:07	11/03/10 19:30
255583003	**CNF-1-3-9**	Solid	11/03/10 12:10	11/03/10 19:30
255583004	**CNF-1-4-9**	Solid	11/03/10 12:20	11/03/10 19:30
255583005	**CNF-1-5-9**	Solid	11/03/10 12:16	11/03/10 19:30
255583006	**CNF-1-6-4**	Solid	11/03/10 13:50	11/03/10 19:30
255583007	**CNF-1-7-5**	Solid	11/03/10 14:00	11/03/10 19:30
255583008	**CNF-1-8-3**	Solid	11/03/10 14:05	11/03/10 19:30
255583009	**CNF-1-9-1.5**	Solid	11/03/10 14:09	11/03/10 19:30
255583010	**CNF-1-10-3.5**	Solid	11/03/10 14:15	11/03/10 19:30
255583011	**CNF-1-11-1**	Solid	11/03/10 14:18	11/03/10 19:30
255583012	**CNF-1-12-3**	Solid	11/03/10 14:24	11/03/10 19:30

This report shall not be reproduced, except in full,
without the written consent of Pace Analytical Services, Inc..

Pace Analytical Services, Inc.
940 South Harney
Seattle, WA 98108
(206)767-5060

SAMPLE ANALYTE COUNT

Project: East Bay Redevelopment 138130
Pace Project No.: 255583

Lab ID	Sample ID	Method	Analysts	Analytes Reported	Laboratory
255583001	**CNF-1-1-9**	NWTPH-Dx	DMT	4	PASI-S
		EPA 6010	BGA	4	PASI-S
		ASTM D2974-87	DMT	1	PASI-S
255583002	**CNF-1-2-9**	NWTPH-Dx	DMT	4	PASI-S
		EPA 6010	BGA	4	PASI-S
		ASTM D2974-87	DMT	1	PASI-S
255583003	**CNF-1-3-9**	NWTPH-Dx	DMT	4	PASI-S
		EPA 6010	BGA	4	PASI-S
		ASTM D2974-87	DMT	1	PASI-S
255583004	**CNF-1-4-9**	NWTPH-Dx	DMT	4	PASI-S
		EPA 6010	BGA	4	PASI-S
		ASTM D2974-87	DMT	1	PASI-S
255583005	**CNF-1-5-9**	NWTPH-Dx	DMT	8	PASI-S
		EPA 6010	BGA	4	PASI-S
		ASTM D2974-87	DMT	1	PASI-S
255583006	**CNF-1-6-4**	NWTPH-Dx	DMT	4	PASI-S
		EPA 6010	BGA	4	PASI-S
		ASTM D2974-87	DMT	1	PASI-S
255583007	**CNF-1-7-5**	NWTPH-Dx	DMT	4	PASI-S
		EPA 6010	BGA	4	PASI-S
		ASTM D2974-87	DMT	1	PASI-S
255583008	**CNF-1-8-3**	NWTPH-Dx	DMT	4	PASI-S
		EPA 6010	BGA	4	PASI-S
		ASTM D2974-87	DMT	1	PASI-S
255583009	**CNF-1-9-1.5**	NWTPH-Dx	DMT	4	PASI-S
		EPA 6010	BGA	4	PASI-S
		ASTM D2974-87	DMT	1	PASI-S
255583010	**CNF-1-10-3.5**	NWTPH-Dx	DMT	4	PASI-S
		EPA 6010	BGA	4	PASI-S
		ASTM D2974-87	DMT	1	PASI-S
255583011	**CNF-1-11-1**	NWTPH-Dx	DMT	4	PASI-S
		EPA 6010	BGA	4	PASI-S
		ASTM D2974-87	DMT	1	PASI-S
255583012	**CNF-1-12-3**	NWTPH-Dx	DMT	4	PASI-S
		EPA 6010	BGA	4	PASI-S
		ASTM D2974-87	DMT	1	PASI-S

This report shall not be reproduced, except in full,
without the written consent of Pace Analytical Services, Inc..

Pace Analytical Services, Inc.
940 South Harney
Seattle, WA 98108
(206)767-5060

ANALYTICAL RESULTS

Project: East Bay Redevelopment 138130
Pace Project No.: 255583

Sample: CNF-1-1-9 **Lab ID: 255583001** Collected: 11/03/10 12:04 Received: 11/03/10 19:30 Matrix: Solid

Results reported on a "dry-weight" basis

Parameters	Results	Units	PQL	MDL	DF	Prepared	Analyzed	CAS No.	Qual
NWTPH-Dx GCS	Analytical Method: NWTPH-Dx Preparation Method: EPA 3546								
Diesel Range	**<4.7**	mg/kg	23.1	4.7	1	11/05/10 09:50	11/08/10 23:35		
Motor Oil Range	**<16.4**	mg/kg	92.4	16.4	1	11/05/10 09:50	11/08/10 23:35	64742-65-0	
n-Octacosane (S)	114	%	50-150		1	11/05/10 09:50	11/08/10 23:35	630-02-4	
o-Terphenyl (S)	105	%	50-150		1	11/05/10 09:50	11/08/10 23:35	84-15-1	
6010 MET ICP	Analytical Method: EPA 6010 Preparation Method: EPA 3050								
Arsenic	**2.7J**	mg/kg	11.8	1.8	5	11/04/10 07:16	11/04/10 16:15	7440-38-2	
Copper	**14.8**	mg/kg	14.8	2.0	5	11/04/10 07:16	11/04/10 16:15	7440-50-8	
Lead	**6.4**	mg/kg	1.2	0.075	1	11/04/10 07:16	11/04/10 15:14	7439-92-1	
Nickel	**29.8**	mg/kg	23.7	0.19	5	11/04/10 07:16	11/04/10 16:15	7440-02-0	
Percent Moisture	Analytical Method: ASTM D2974-87								
Percent Moisture	**18.0**	%	0.10	0.10	1		11/03/10 21:53		

Sample: CNF-1-2-9 **Lab ID: 255583002** Collected: 11/03/10 12:07 Received: 11/03/10 19:30 Matrix: Solid

Results reported on a "dry-weight" basis

Parameters	Results	Units	PQL	MDL	DF	Prepared	Analyzed	CAS No.	Qual
NWTPH-Dx GCS	Analytical Method: NWTPH-Dx Preparation Method: EPA 3546								
Diesel Range	**<5.1**	mg/kg	25.0	5.1	1	11/05/10 09:50	11/09/10 00:21		
Motor Oil Range	**<17.8**	mg/kg	100	17.8	1	11/05/10 09:50	11/09/10 00:21	64742-65-0	
n-Octacosane (S)	109	%	50-150		1	11/05/10 09:50	11/09/10 00:21	630-02-4	
o-Terphenyl (S)	102	%	50-150		1	11/05/10 09:50	11/09/10 00:21	84-15-1	
6010 MET ICP	Analytical Method: EPA 6010 Preparation Method: EPA 3050								
Arsenic	**2.6**	mg/kg	2.5	0.37	1	11/04/10 07:16	11/04/10 16:24	7440-38-2	
Copper	**11.8**	mg/kg	3.1	0.41	1	11/04/10 07:16	11/04/10 16:24	7440-50-8	
Lead	**3.2**	mg/kg	1.2	0.077	1	11/04/10 07:16	11/04/10 16:24	7439-92-1	
Nickel	**27.7**	mg/kg	4.9	0.039	1	11/04/10 07:16	11/04/10 16:24	7440-02-0	
Percent Moisture	Analytical Method: ASTM D2974-87								
Percent Moisture	**22.4**	%	0.10	0.10	1		11/03/10 21:55		

Sample: CNF-1-3-9 **Lab ID: 255583003** Collected: 11/03/10 12:10 Received: 11/03/10 19:30 Matrix: Solid

Results reported on a "dry-weight" basis

Parameters	Results	Units	PQL	MDL	DF	Prepared	Analyzed	CAS No.	Qual
NWTPH-Dx GCS	Analytical Method: NWTPH-Dx Preparation Method: EPA 3546								
Diesel Range	**793**	mg/kg	120	24.3	1	11/05/10 09:50	11/09/10 01:31		

This report shall not be reproduced, except in full,
without the written consent of Pace Analytical Services, Inc..

Pace Analytical Services, Inc.
940 South Harney
Seattle, WA 98108
(206)767-5060

ANALYTICAL RESULTS

Project: East Bay Redevelopment 138130
Pace Project No.: 255583

Sample: CNF-1-3-9 **Lab ID: 255583003** Collected: 11/03/10 12:10 Received: 11/03/10 19:30 Matrix: Solid

Results reported on a "dry-weight" basis

Parameters	Results	Units	PQL	MDL	DF	Prepared	Analyzed	CAS No.	Qual
NWTPH-Dx GCS	Analytical Method: NWTPH-Dx Preparation Method: EPA 3546								
Motor Oil Range	**1560**	mg/kg	481	85.7	1	11/05/10 09:50	11/09/10 01:31	64742-65-0	
n-Octacosane (S)	93	%	50-150		1	11/05/10 09:50	11/09/10 01:31	630-02-4	
o-Terphenyl (S)	58	%	50-150		1	11/05/10 09:50	11/09/10 01:31	84-15-1	
6010 MET ICP	Analytical Method: EPA 6010 Preparation Method: EPA 3050								
Arsenic	**4.1J**	mg/kg	12.9	1.9	1	11/04/10 07:16	11/04/10 15:32	7440-38-2	
Copper	**27.8**	mg/kg	16.1	2.1	1	11/04/10 07:16	11/04/10 15:32	7440-50-8	
Lead	**153**	mg/kg	6.5	0.41	1	11/04/10 07:16	11/04/10 15:32	7439-92-1	
Nickel	**4.3J**	mg/kg	25.8	0.21	1	11/04/10 07:16	11/04/10 15:32	7440-02-0	
Percent Moisture	Analytical Method: ASTM D2974-87								
Percent Moisture	**84.7**	%	0.10	0.10	1		11/03/10 21:56		

Sample: CNF-1-4-9 **Lab ID: 255583004** Collected: 11/03/10 12:20 Received: 11/03/10 19:30 Matrix: Solid

Results reported on a "dry-weight" basis

Parameters	Results	Units	PQL	MDL	DF	Prepared	Analyzed	CAS No.	Qual
NWTPH-Dx GCS	Analytical Method: NWTPH-Dx Preparation Method: EPA 3546								
Diesel Range	**160**	mg/kg	67.0	13.5	1	11/05/10 09:50	11/09/10 02:17		
Motor Oil Range	**683**	mg/kg	268	47.7	1	11/05/10 09:50	11/09/10 02:17	64742-65-0	
n-Octacosane (S)	121	%	50-150		1	11/05/10 09:50	11/09/10 02:17	630-02-4	
o-Terphenyl (S)	105	%	50-150		1	11/05/10 09:50	11/09/10 02:17	84-15-1	
6010 MET ICP	Analytical Method: EPA 6010 Preparation Method: EPA 3050								
Arsenic	**9.3**	mg/kg	6.9	1.0	1	11/04/10 07:16	11/04/10 15:35	7440-38-2	
Copper	**25.6**	mg/kg	8.6	1.1	1	11/04/10 07:16	11/04/10 15:35	7440-50-8	
Lead	**123**	mg/kg	3.4	0.22	1	11/04/10 07:16	11/04/10 15:35	7439-92-1	
Nickel	**28.2**	mg/kg	13.7	0.11	1	11/04/10 07:16	11/04/10 15:35	7440-02-0	
Percent Moisture	Analytical Method: ASTM D2974-87								
Percent Moisture	**71.5**	%	0.10	0.10	1		11/03/10 21:56		

Sample: CNF-1-5-9 **Lab ID: 255583005** Collected: 11/03/10 12:16 Received: 11/03/10 19:30 Matrix: Solid

Results reported on a "dry-weight" basis

Parameters	Results	Units	PQL	MDL	DF	Prepared	Analyzed	CAS No.	Qual
NWTPH-Dx GCS SG	Analytical Method: NWTPH-Dx Preparation Method: EPA 3546								
Diesel Range	**607**	mg/kg	116	23.5	1	11/05/10 09:50	11/09/10 03:03		
Diesel Range SG	**263**	mg/kg	116	18.5	1	11/05/10 09:50	11/16/10 05:33		

This report shall not be reproduced, except in full,
without the written consent of Pace Analytical Services, Inc..

Pace Analytical Services, Inc.
940 South Harney
Seattle, WA 98108
(206)767-5060

ANALYTICAL RESULTS

Project: East Bay Redevelopment 138130
Pace Project No.: 255583

Sample: CNF-1-5-9 **Lab ID: 255583005** Collected: 11/03/10 12:16 Received: 11/03/10 19:30 Matrix: Solid

Results reported on a "dry-weight" basis

Parameters	Results	Units	PQL	MDL	DF	Prepared	Analyzed	CAS No.	Qual
NWTPH-Dx GCS SG	Analytical Method: NWTPH-Dx Preparation Method: EPA 3546								
Motor Oil Range	**3500**	mg/kg	465	82.9	1	11/05/10 09:50	11/09/10 03:03	64742-65-0	
Motor Oil Range SG	**1250**	mg/kg	465	125	1	11/05/10 09:50	11/16/10 05:33	64742-65-0	
n-Octacosane (S) SG	143	%	50-150		1	11/05/10 09:50	11/16/10 05:33	630-02-4	
o-Terphenyl (S) SG	105	%	50-150		1	11/05/10 09:50	11/16/10 05:33	84-15-1	
n-Octacosane (S)	100	%	50-150		1	11/05/10 09:50	11/09/10 03:03	630-02-4	
o-Terphenyl (S)	71	%	50-150		1	11/05/10 09:50	11/09/10 03:03	84-15-1	
6010 MET ICP	Analytical Method: EPA 6010 Preparation Method: EPA 3050								
Arsenic	**7.1J**	mg/kg	11.7	1.7	1	11/04/10 07:16	11/04/10 15:38	7440-38-2	
Copper	**27.5**	mg/kg	14.7	1.9	1	11/04/10 07:16	11/04/10 15:38	7440-50-8	
Lead	**56.1**	mg/kg	5.9	0.37	1	11/04/10 07:16	11/04/10 15:38	7439-92-1	
Nickel	**4.5J**	mg/kg	23.5	0.19	1	11/04/10 07:16	11/04/10 15:38	7440-02-0	
Percent Moisture	Analytical Method: ASTM D2974-87								
Percent Moisture	**83.6**	%	0.10	0.10	1		11/03/10 21:57		

Sample: CNF-1-6-4 **Lab ID: 255583006** Collected: 11/03/10 13:50 Received: 11/03/10 19:30 Matrix: Solid

Results reported on a "dry-weight" basis

Parameters	Results	Units	PQL	MDL	DF	Prepared	Analyzed	CAS No.	Qual
NWTPH-Dx GCS	Analytical Method: NWTPH-Dx Preparation Method: EPA 3546								
Diesel Range	**<4.7**	mg/kg	23.0	4.7	1	11/05/10 09:50	11/09/10 03:50		
Motor Oil Range	**19.9J**	mg/kg	92.1	16.4	1	11/05/10 09:50	11/09/10 03:50	64742-65-0	
n-Octacosane (S)	109	%	50-150		1	11/05/10 09:50	11/09/10 03:50	630-02-4	
o-Terphenyl (S)	101	%	50-150		1	11/05/10 09:50	11/09/10 03:50	84-15-1	
6010 MET ICP	Analytical Method: EPA 6010 Preparation Method: EPA 3050								
Arsenic	**5.8J**	mg/kg	10.8	1.6	5	11/04/10 07:16	11/04/10 16:27	7440-38-2	
Copper	**38.1**	mg/kg	13.5	1.8	5	11/04/10 07:16	11/04/10 16:27	7440-50-8	
Lead	**9.6**	mg/kg	1.1	0.068	1	11/04/10 07:16	11/04/10 15:41	7439-92-1	
Nickel	**45.7**	mg/kg	21.6	0.17	5	11/04/10 07:16	11/04/10 16:27	7440-02-0	
Percent Moisture	Analytical Method: ASTM D2974-87								
Percent Moisture	**17.3**	%	0.10	0.10	1		11/03/10 21:58		

This report shall not be reproduced, except in full,
without the written consent of Pace Analytical Services, Inc..

Pace Analytical Services, Inc.
940 South Harney
Seattle, WA 98108
(206)767-5060

ANALYTICAL RESULTS

Project: East Bay Redevelopment 138130
Pace Project No.: 255583

Sample: CNF-1-7-5 **Lab ID: 255583007** Collected: 11/03/10 14:00 Received: 11/03/10 19:30 Matrix: Solid

Results reported on a "dry-weight" basis

Parameters	Results	Units	PQL	MDL	DF	Prepared	Analyzed	CAS No.	Qual
NWTPH-Dx GCS	Analytical Method: NWTPH-Dx Preparation Method: EPA 3546								
Diesel Range	**493**	mg/kg	86.1	17.4	1	11/05/10 09:50	11/09/10 05:22		
Motor Oil Range	**1540**	mg/kg	344	61.3	1	11/05/10 09:50	11/09/10 05:22	64742-65-0	
n-Octacosane (S)	94	%	50-150		1	11/05/10 09:50	11/09/10 05:22	630-02-4	
o-Terphenyl (S)	83	%	50-150		1	11/05/10 09:50	11/09/10 05:22	84-15-1	
6010 MET ICP	Analytical Method: EPA 6010 Preparation Method: EPA 3050								
Arsenic	**6.8J**	mg/kg	8.3	1.2	1	11/04/10 07:16	11/04/10 15:45	7440-38-2	
Copper	**38.1**	mg/kg	10.4	1.4	1	11/04/10 07:16	11/04/10 15:45	7440-50-8	
Lead	**51.2**	mg/kg	4.2	0.26	1	11/04/10 07:16	11/04/10 15:45	7439-92-1	
Nickel	**6.0J**	mg/kg	16.7	0.13	1	11/04/10 07:16	11/04/10 15:45	7440-02-0	
Percent Moisture	Analytical Method: ASTM D2974-87								
Percent Moisture	**77.6**	%	0.10	0.10	1		11/03/10 21:59		

Sample: CNF-1-8-3 **Lab ID: 255583008** Collected: 11/03/10 14:05 Received: 11/03/10 19:30 Matrix: Solid

Results reported on a "dry-weight" basis

Parameters	Results	Units	PQL	MDL	DF	Prepared	Analyzed	CAS No.	Qual
NWTPH-Dx GCS	Analytical Method: NWTPH-Dx Preparation Method: EPA 3546								
Diesel Range	**5.3J**	mg/kg	23.3	4.7	1	11/05/10 09:50	11/09/10 06:08		
Motor Oil Range	**25.6J**	mg/kg	93.1	16.6	1	11/05/10 09:50	11/09/10 06:08	64742-65-0	
n-Octacosane (S)	114	%	50-150		1	11/05/10 09:50	11/09/10 06:08	630-02-4	
o-Terphenyl (S)	106	%	50-150		1	11/05/10 09:50	11/09/10 06:08	84-15-1	
6010 MET ICP	Analytical Method: EPA 6010 Preparation Method: EPA 3050								
Arsenic	**3.6J**	mg/kg	10.3	1.5	5	11/04/10 07:16	11/04/10 16:30	7440-38-2	
Copper	**19.4**	mg/kg	12.9	1.7	5	11/04/10 07:16	11/04/10 16:30	7440-50-8	
Lead	**4.9**	mg/kg	1.0	0.065	1	11/04/10 07:16	11/04/10 15:48	7439-92-1	
Nickel	**32.3**	mg/kg	20.6	0.17	5	11/04/10 07:16	11/04/10 16:30	7440-02-0	
Percent Moisture	Analytical Method: ASTM D2974-87								
Percent Moisture	**20.6**	%	0.10	0.10	1		11/03/10 22:00		

Sample: CNF-1-9-1.5 **Lab ID: 255583009** Collected: 11/03/10 14:09 Received: 11/03/10 19:30 Matrix: Solid

Results reported on a "dry-weight" basis

Parameters	Results	Units	PQL	MDL	DF	Prepared	Analyzed	CAS No.	Qual
NWTPH-Dx GCS	Analytical Method: NWTPH-Dx Preparation Method: EPA 3546								
Diesel Range	**111**	mg/kg	20.7	4.2	1	11/05/10 09:50	11/09/10 06:54		

This report shall not be reproduced, except in full,
without the written consent of Pace Analytical Services, Inc..

Pace Analytical Services, Inc.
940 South Harney
Seattle, WA 98108
(206)767-5060

ANALYTICAL RESULTS

Project: East Bay Redevelopment 138130
Pace Project No.: 255583

Sample: CNF-1-9-1.5 **Lab ID: 255583009** Collected: 11/03/10 14:09 Received: 11/03/10 19:30 Matrix: Solid

Results reported on a "dry-weight" basis

Parameters	Results	Units	PQL	MDL	DF	Prepared	Analyzed	CAS No.	Qual
NWTPH-Dx GCS	Analytical Method: NWTPH-Dx Preparation Method: EPA 3546								
Motor Oil Range	**357**	mg/kg	82.6	14.7	1	11/05/10 09:50	11/09/10 06:54	64742-65-0	
n-Octacosane (S)	145	%	50-150		1	11/05/10 09:50	11/09/10 06:54	630-02-4	
o-Terphenyl (S)	87	%	50-150		1	11/05/10 09:50	11/09/10 06:54	84-15-1	
6010 MET ICP	Analytical Method: EPA 6010 Preparation Method: EPA 3050								
Arsenic	**3.7J**	mg/kg	10.3	1.5	5	11/04/10 07:16	11/04/10 16:33	7440-38-2	
Copper	**19.6**	mg/kg	12.9	1.7	5	11/04/10 07:16	11/04/10 16:33	7440-50-8	
Lead	**7.6**	mg/kg	1.0	0.065	1	11/04/10 07:16	11/04/10 15:51	7439-92-1	
Nickel	**28.6**	mg/kg	20.6	0.16	5	11/04/10 07:16	11/04/10 16:33	7440-02-0	
Percent Moisture	Analytical Method: ASTM D2974-87								
Percent Moisture	**7.4**	%	0.10	0.10	1		11/03/10 22:01		

Sample: CNF-1-10-3.5 **Lab ID: 255583010** Collected: 11/03/10 14:15 Received: 11/03/10 19:30 Matrix: Solid

Results reported on a "dry-weight" basis

Parameters	Results	Units	PQL	MDL	DF	Prepared	Analyzed	CAS No.	Qual
NWTPH-Dx GCS	Analytical Method: NWTPH-Dx Preparation Method: EPA 3546								
Diesel Range	**36.7**	mg/kg	22.7	4.6	1	11/05/10 09:50	11/09/10 07:40		
Motor Oil Range	**143**	mg/kg	90.7	16.1	1	11/05/10 09:50	11/09/10 07:40	64742-65-0	
n-Octacosane (S)	112	%	50-150		1	11/05/10 09:50	11/09/10 07:40	630-02-4	
o-Terphenyl (S)	107	%	50-150		1	11/05/10 09:50	11/09/10 07:40	84-15-1	
6010 MET ICP	Analytical Method: EPA 6010 Preparation Method: EPA 3050								
Arsenic	**2.5**	mg/kg	2.2	0.33	1	11/04/10 07:16	11/04/10 15:54	7440-38-2	
Copper	**21.0**	mg/kg	2.8	0.37	1	11/04/10 07:16	11/04/10 15:54	7440-50-8	
Lead	**108**	mg/kg	1.1	0.070	1	11/04/10 07:16	11/04/10 15:54	7439-92-1	
Nickel	**19.2**	mg/kg	4.5	0.036	1	11/04/10 07:16	11/04/10 15:54	7440-02-0	
Percent Moisture	Analytical Method: ASTM D2974-87								
Percent Moisture	**13.9**	%	0.10	0.10	1		11/03/10 22:02		

Sample: CNF-1-11-1 **Lab ID: 255583011** Collected: 11/03/10 14:18 Received: 11/03/10 19:30 Matrix: Solid

Results reported on a "dry-weight" basis

Parameters	Results	Units	PQL	MDL	DF	Prepared	Analyzed	CAS No.	Qual
NWTPH-Dx GCS	Analytical Method: NWTPH-Dx Preparation Method: EPA 3546								
Diesel Range	**5.9J**	mg/kg	21.6	4.4	1	11/05/10 09:50	11/09/10 09:13		
Motor Oil Range	**18.5J**	mg/kg	86.4	15.4	1	11/05/10 09:50	11/09/10 09:13	64742-65-0	

This report shall not be reproduced, except in full,
without the written consent of Pace Analytical Services, Inc..

Pace Analytical Services, Inc.
940 South Harney
Seattle, WA 98108
(206)767-5060

ANALYTICAL RESULTS

Project: East Bay Redevelopment 138130
Pace Project No.: 255583

Sample: CNF-1-11-1 **Lab ID: 255583011** Collected: 11/03/10 14:18 Received: 11/03/10 19:30 Matrix: Solid

Results reported on a "dry-weight" basis

Parameters	Results	Units	PQL	MDL	DF	Prepared	Analyzed	CAS No.	Qual
NWTPH-Dx GCS	Analytical Method: NWTPH-Dx Preparation Method: EPA 3546								
n-Octacosane (S)	114	%	50-150		1	11/05/10 09:50	11/09/10 09:13	630-02-4	
o-Terphenyl (S)	105	%	50-150		1	11/05/10 09:50	11/09/10 09:13	84-15-1	
6010 MET ICP	Analytical Method: EPA 6010 Preparation Method: EPA 3050								
Arsenic	**2.1J**	mg/kg	11.2	1.7	5	11/04/10 07:16	11/04/10 16:36	7440-38-2	
Copper	**15.1**	mg/kg	14.0	1.8	5	11/04/10 07:16	11/04/10 16:36	7440-50-8	
Lead	**4.6**	mg/kg	1.1	0.070	1	11/04/10 07:16	11/04/10 15:57	7439-92-1	
Nickel	**28.2**	mg/kg	22.3	0.18	5	11/04/10 07:16	11/04/10 16:36	7440-02-0	
Percent Moisture	Analytical Method: ASTM D2974-87								
Percent Moisture	**13.9**	%	0.10	0.10	1		11/03/10 22:03		

Sample: CNF-1-12-3 **Lab ID: 255583012** Collected: 11/03/10 14:24 Received: 11/03/10 19:30 Matrix: Solid

Results reported on a "dry-weight" basis

Parameters	Results	Units	PQL	MDL	DF	Prepared	Analyzed	CAS No.	Qual
NWTPH-Dx GCS	Analytical Method: NWTPH-Dx Preparation Method: EPA 3546								
Diesel Range	**6.0J**	mg/kg	24.1	4.9	1	11/05/10 09:50	11/09/10 09:59		
Motor Oil Range	**20.3J**	mg/kg	96.2	17.1	1	11/05/10 09:50	11/09/10 09:59	64742-65-0	
n-Octacosane (S)	111	%	50-150		1	11/05/10 09:50	11/09/10 09:59	630-02-4	
o-Terphenyl (S)	102	%	50-150		1	11/05/10 09:50	11/09/10 09:59	84-15-1	
6010 MET ICP	Analytical Method: EPA 6010 Preparation Method: EPA 3050								
Arsenic	**3.6J**	mg/kg	9.7	1.5	5	11/04/10 07:16	11/04/10 16:46	7440-38-2	
Copper	**22.1**	mg/kg	12.2	1.6	5	11/04/10 07:16	11/04/10 16:46	7440-50-8	
Lead	**8.9**	mg/kg	0.97	0.061	1	11/04/10 07:16	11/04/10 16:00	7439-92-1	
Nickel	**35.7**	mg/kg	19.5	0.16	5	11/04/10 07:16	11/04/10 16:46	7440-02-0	
Percent Moisture	Analytical Method: ASTM D2974-87								
Percent Moisture	**17.3**	%	0.10	0.10	1		11/03/10 22:04		

This report shall not be reproduced, except in full,
without the written consent of Pace Analytical Services, Inc..

Pace Analytical Services, Inc.
940 South Harney
Seattle, WA 98108
(206)767-5060

QUALITY CONTROL DATA

Project: East Bay Redevelopment 138130
Pace Project No.: 255583

QC Batch: OEXT/2931 Analysis Method: NWTPH-Dx
QC Batch Method: EPA 3546 Analysis Description: NWTPH-Dx GCS
Associated Lab Samples: 255583001, 255583002, 255583003, 255583004, 255583005, 255583006, 255583007, 255583008, 255583009, 255583010, 255583011, 255583012

METHOD BLANK: 48335 Matrix: Solid
Associated Lab Samples: 255583001, 255583002, 255583003, 255583004, 255583005, 255583006, 255583007, 255583008, 255583009, 255583010, 255583011, 255583012

Parameter	Units	Blank Result	Reporting Limit	Analyzed	Qualifiers
Diesel Range	mg/kg	<4.0	20.0	11/08/10 22:49	
Diesel Range SG	mg/kg	9.0J	20.0	11/08/10 17:48	
Motor Oil Range	mg/kg	<14.2	80.0	11/08/10 22:49	
Motor Oil Range SG	mg/kg	<21.5	80.0	11/08/10 17:48	
n-Octacosane (S)	%	106	50-150	11/08/10 22:49	
n-Octacosane (S) SG	%	112	50-150	11/08/10 17:48	
o-Terphenyl (S)	%	99	50-150	11/08/10 22:49	
o-Terphenyl (S) SG	%	101	50-150	11/08/10 17:48	

LABORATORY CONTROL SAMPLE: 48336

Parameter	Units	Spike Conc.	LCS Result	LCS % Rec	% Rec Limits	Qualifiers
Diesel Range	mg/kg	500	448	90	56-124	
Diesel Range SG	mg/kg	500	446	89	56-124	
Motor Oil Range	mg/kg	500	476	95	50-150	
Motor Oil Range SG	mg/kg	500	487	97	50-150	
n-Octacosane (S)	%			104	50-150	
n-Octacosane (S) SG	%			110	50-150	
o-Terphenyl (S)	%			108	50-150	
o-Terphenyl (S) SG	%			85	50-150	

SAMPLE DUPLICATE: 48337

Parameter	Units	255583001 Result	Dup Result	RPD	Max RPD	Qualifiers
Diesel Range	mg/kg	<4.7	<4.8		50	
Motor Oil Range	mg/kg	<16.4	<17.0		50	
n-Octacosane (S)	%	114	108	2		
o-Terphenyl (S)	%	105	99	2		

SAMPLE DUPLICATE: 48338

Parameter	Units	255562001 Result	Dup Result	RPD	Max RPD	Qualifiers
Diesel Range SG	mg/kg	38.7	34.4	12	50	
Motor Oil Range SG	mg/kg	ND	55.7J		50	
n-Octacosane (S) SG	%	105	108	.3		
o-Terphenyl (S) SG	%	97	98	2		

This report shall not be reproduced, except in full,
without the written consent of Pace Analytical Services, Inc..

Pace Analytical Services, Inc.
940 South Harney
Seattle, WA 98108
(206)767-5060

QUALITY CONTROL DATA

Project: East Bay Redevelopment 138130
Pace Project No.: 255583

QC Batch: MPRP/1865 Analysis Method: EPA 6010
QC Batch Method: EPA 3050 Analysis Description: 6010 MET
Associated Lab Samples: 255583001, 255583002, 255583003, 255583004, 255583005, 255583006, 255583007, 255583008, 255583009, 255583010, 255583011, 255583012

METHOD BLANK: 48156 Matrix: Solid
Associated Lab Samples: 255583001, 255583002, 255583003, 255583004, 255583005, 255583006, 255583007, 255583008, 255583009, 255583010, 255583011, 255583012

Parameter	Units	Blank Result	Reporting Limit	Analyzed	Qualifiers
Arsenic	mg/kg	<0.30	2.0	11/04/10 16:09	
Copper	mg/kg	<0.33	2.5	11/04/10 16:09	
Lead	mg/kg	<0.063	1.0	11/04/10 16:09	
Nickel	mg/kg	<0.032	4.0	11/04/10 16:09	

LABORATORY CONTROL SAMPLE: 48157

Parameter	Units	Spike Conc.	LCS Result	LCS % Rec	% Rec Limits	Qualifiers
Arsenic	mg/kg	25	25.3	101	80-120	
Copper	mg/kg	25	23.2	93	80-120	
Lead	mg/kg	25	26.0	104	80-120	
Nickel	mg/kg	25	25.4	102	80-120	

MATRIX SPIKE & MATRIX SPIKE DUPLICATE: 48158 48159

Parameter	Units	255583001 Result	MS Spike Conc.	MSD Spike Conc.	MS Result	MSD Result	MS % Rec	MSD % Rec	% Rec Limits	RPD	Max RPD	Qual
Arsenic	mg/kg	2.7J	25.6	26.3	27.8	28.3	98	97	75-125	2	20	
Copper	mg/kg	14.8	25.6	26.3	35.0	35.8	79	80	75-125	2	20	
Lead	mg/kg	6.4	25.6	26.3	30.3	30.5	93	92	75-125	.5	20	
Nickel	mg/kg	29.8	25.6	26.3	55.2	53.3	99	89	75-125	3	20	

This report shall not be reproduced, except in full,
without the written consent of Pace Analytical Services, Inc..

Pace Analytical Services, Inc.
940 South Harney
Seattle, WA 98108
(206)767-5060

QUALITY CONTROL DATA

Project: East Bay Redevelopment 138130
Pace Project No.: 255583

QC Batch: PMST/1409 Analysis Method: ASTM D2974-87
QC Batch Method: ASTM D2974-87 Analysis Description: Dry Weight/Percent Moisture
Associated Lab Samples: 255583001, 255583002, 255583003, 255583004, 255583005, 255583006, 255583007, 255583008, 255583009, 255583010, 255583011, 255583012

SAMPLE DUPLICATE: 48150

Parameter	Units	255526021 Result	Dup Result	RPD	Max RPD	Qualifiers
Percent Moisture	%	33.0	32.4	2	30	

SAMPLE DUPLICATE: 48151

Parameter	Units	255583001 Result	Dup Result	RPD	Max RPD	Qualifiers
Percent Moisture	%	18.0	20.0	11	30	

This report shall not be reproduced, except in full,
without the written consent of Pace Analytical Services, Inc..

Pace Analytical Services, Inc.
940 South Harney
Seattle, WA 98108
(206)767-5060

QUALIFIERS

Project: East Bay Redevelopment 138130
Pace Project No.: 255583

DEFINITIONS

DF - Dilution Factor, if reported, represents the factor applied to the reported data due to changes in sample preparation, dilution of the sample aliquot, or moisture content.

ND - Not Detected at or above adjusted reporting limit.

J - Estimated concentration above the adjusted method detection limit and below the adjusted reporting limit.

MDL - Adjusted Method Detection Limit.

S - Surrogate

1,2-Diphenylhydrazine (8270 listed analyte) decomposes to Azobenzene.

Consistent with EPA guidelines, unrounded data are displayed and have been used to calculate % recovery and RPD values.

LCS(D) - Laboratory Control Sample (Duplicate)

MS(D) - Matrix Spike (Duplicate)

DUP - Sample Duplicate

RPD - Relative Percent Difference

N-Nitrosodiphenylamine decomposes and cannot be separated from Diphenylamine using Method 8270. The result reported for each analyte is a combined concentration.

Pace Analytical is NELAP accredited. Contact your Pace PM for the current list of accredited analytes.

LABORATORIES

PASI-S Pace Analytical Services - Seattle

This report shall not be reproduced, except in full,
without the written consent of Pace Analytical Services, Inc..

Pace Analytical Services, Inc.
940 South Harney
Seattle, WA 98108
(206)767-5060

QUALITY CONTROL DATA CROSS REFERENCE TABLE

Project: East Bay Redevelopment 138130
Pace Project No.: 255583

Lab ID	Sample ID	QC Batch Method	QC Batch	Analytical Method	Analytical Batch
255583001	**CNF-1-1-9**	EPA 3546	OEXT/2931	NWTPH-Dx	GCSV/2052
255583002	**CNF-1-2-9**	EPA 3546	OEXT/2931	NWTPH-Dx	GCSV/2052
255583003	**CNF-1-3-9**	EPA 3546	OEXT/2931	NWTPH-Dx	GCSV/2052
255583004	**CNF-1-4-9**	EPA 3546	OEXT/2931	NWTPH-Dx	GCSV/2052
255583006	**CNF-1-6-4**	EPA 3546	OEXT/2931	NWTPH-Dx	GCSV/2052
255583007	**CNF-1-7-5**	EPA 3546	OEXT/2931	NWTPH-Dx	GCSV/2052
255583008	**CNF-1-8-3**	EPA 3546	OEXT/2931	NWTPH-Dx	GCSV/2052
255583009	**CNF-1-9-1.5**	EPA 3546	OEXT/2931	NWTPH-Dx	GCSV/2052
255583010	**CNF-1-10-3.5**	EPA 3546	OEXT/2931	NWTPH-Dx	GCSV/2052
255583011	**CNF-1-11-1**	EPA 3546	OEXT/2931	NWTPH-Dx	GCSV/2052
255583012	**CNF-1-12-3**	EPA 3546	OEXT/2931	NWTPH-Dx	GCSV/2052
255583005	**CNF-1-5-9**	EPA 3546	OEXT/2931	NWTPH-Dx	GCSV/2052
255583001	**CNF-1-1-9**	EPA 3050	MPRP/1865	EPA 6010	ICP/1780
255583002	**CNF-1-2-9**	EPA 3050	MPRP/1865	EPA 6010	ICP/1780
255583003	**CNF-1-3-9**	EPA 3050	MPRP/1865	EPA 6010	ICP/1780
255583004	**CNF-1-4-9**	EPA 3050	MPRP/1865	EPA 6010	ICP/1780
255583005	**CNF-1-5-9**	EPA 3050	MPRP/1865	EPA 6010	ICP/1780
255583006	**CNF-1-6-4**	EPA 3050	MPRP/1865	EPA 6010	ICP/1780
255583007	**CNF-1-7-5**	EPA 3050	MPRP/1865	EPA 6010	ICP/1780
255583008	**CNF-1-8-3**	EPA 3050	MPRP/1865	EPA 6010	ICP/1780
255583009	**CNF-1-9-1.5**	EPA 3050	MPRP/1865	EPA 6010	ICP/1780
255583010	**CNF-1-10-3.5**	EPA 3050	MPRP/1865	EPA 6010	ICP/1780
255583011	**CNF-1-11-1**	EPA 3050	MPRP/1865	EPA 6010	ICP/1780
255583012	**CNF-1-12-3**	EPA 3050	MPRP/1865	EPA 6010	ICP/1780
255583001	**CNF-1-1-9**	ASTM D2974-87	PMST/1409		
255583002	**CNF-1-2-9**	ASTM D2974-87	PMST/1409		
255583003	**CNF-1-3-9**	ASTM D2974-87	PMST/1409		
255583004	**CNF-1-4-9**	ASTM D2974-87	PMST/1409		
255583005	**CNF-1-5-9**	ASTM D2974-87	PMST/1409		
255583006	**CNF-1-6-4**	ASTM D2974-87	PMST/1409		
255583007	**CNF-1-7-5**	ASTM D2974-87	PMST/1409		
255583008	**CNF-1-8-3**	ASTM D2974-87	PMST/1409		
255583009	**CNF-1-9-1.5**	ASTM D2974-87	PMST/1409		
255583010	**CNF-1-10-3.5**	ASTM D2974-87	PMST/1409		
255583011	**CNF-1-11-1**	ASTM D2974-87	PMST/1409		
255583012	**CNF-1-12-3**	ASTM D2974-87	PMST/1409		

This report shall not be reproduced, except in full,
without the written consent of Pace Analytical Services, Inc..

Sample Condition Upon Receipt

Pace Analytical

Client Name: Brown & Caldwell Project # 2555583

Courier: ☐ Fed Ex ☐ UPS ☐ USPS ☐ Client ☐ Commercial ☐ Pace Other PCS

Tracking #: _____

Custody Seal on Cooler/Box Present: ☐ Yes ☑ No Seals intact: ☐ Yes ☐ No

Packing Material: ☐ Bubble Wrap ☑ Bubble Bags ☐ None ☐ Other _____ Temp. Blank (Yes) ____ No ____

Thermometer Used 132013 or 101731962 or 226099 Type of Ice: (Wet) Blue None ☐ Samples on ice, cooling process has begun

Cooler Temperature 5.2 Biological Tissue is Frozen: Yes No

Date and Initials of person examining contents: NJS 11/03/10

Temp should be above freezing ≤ 6°C

		Comments:
Chain of Custody Present:	☑Yes ☐No ☐N/A	1. COC not received with samples.
Chain of Custody Filled Out:	☐Yes ☐No ☑N/A	2.
Chain of Custody Relinquished:	☐Yes ☐No ☑N/A	3.
Sampler Name & Signature on COC:	☐Yes ☐No ☑N/A	4.
Samples Arrived within Hold Time:	☑Yes ☐No ☐N/A	5.
Short Hold Time Analysis (<72hr):	☐Yes ☑No ☐N/A	6.
Rush Turn Around Time Requested:	☑Yes ☐No ☐N/A	7. Rush metals
Sufficient Volume:	☑Yes ☐No ☐N/A	8.
Correct Containers Used:	☑Yes ☐No ☐N/A	9.
-Pace Containers Used:	☑Yes ☐No ☐N/A	
Containers Intact:	☑Yes ☐No ☐N/A	10.
Filtered volume received for Dissolved tests	☐Yes ☐No ☑N/A	11.
Sample Labels match COC: -Includes date/time/ID/Analysis Matrix: Soil	☐Yes ☐No ☑N/A	12. ~~COC written out of Pace~~ NJS 11/3/10
All containers needing preservation have been checked.	☐Yes ☐No ☑N/A	13.
All containers needing preservation are found to be in compliance with EPA recommendation. Exceptions: VOA, coliform, TOC, O&G	☐Yes ☐No ☑N/A	Initial when completed / Lot # of added preservative
Samples checked for dechlorination:	☐Yes ☐No ☑N/A	14.
Headspace in VOA Vials (>6mm):	☐Yes ☐No ☑N/A	15.
Trip Blanks Present:	☐Yes ☑No ☐N/A	16.
Trip Blank Custody Seals Present	☐Yes ☐No ☑N/A	
Pace Trip Blank Lot # (if purchased):		

Client Notification/ Resolution: Field Data Required? Y / N

Person Contacted: Josh Johnson Date/Time: 11/04/10 08:10

Comments/ Resolution:

Needs Dx as soon as possible. Cx is not needed per Client. RSM

COC was delivered by PCS 11/04/10 08:15

Project Manager Review: RSM Date: 11/04/10

Note: Whenever there is a discrepancy affecting North Carolina compliance samples, a copy of this form will be sent to the North Carolina DEHNR Certification Office (i.e out of hold, incorrect preservative, out of temp, incorrect containers)

Pace Analytical®
www.pacelabs.com

CHAIN-OF-CUSTODY / Analytical Request Document

The Chain-of-Custody is a LEGAL DOCUMENT. All relevant fields must be completed accurately.

255583

Page: 1 of 1

1391149

Section A Required Client Information:

Company: Brown and Caldwell
Address: 724 Columbia St. NW #420
Olympia, WA. 98501
Email To: jturk@brwncald.com
Phone: 360-943-7525 Fax: 360-943-7513
Requested Due Date/TAT: * 1 Day TAT *

Section B Required Project Information:

Report To: Jon Turk
Copy To:
Purchase Order No.:
Project Name: East Bay Redevelopment
Project Number: 138130

Section C Invoice Information:

Attention: Same as client
Company Name:
Address:
Pace Quote Reference:
Pace Project Manager:
Pace Profile #:

REGULATORY AGENCY

☐ NPDES ☐ GROUND WATER ☐ DRINKING WATER
☐ UST ☐ RCRA ☐ OTHER _____

Site Location STATE: WA

Section D Required Client Information

SAMPLE ID
(A-Z, 0-9 / ,-)
Sample IDs MUST BE UNIQUE

Matrix Codes MATRIX / CODE

Drinking Water	DW
Water	WT
Waste Water	WW
Product	P
Soil/Solid	SL
Oil	OL
Wipe	WP
Air	AR
Tissue	TS
Other	OT

Requested Analysis Filtered (Y/N)

ITEM #	SAMPLE ID	MATRIX CODE (see valid codes to left)	SAMPLE TYPE (G=GRAB C=COMP)	COLLECTED COMPOSITE START DATE	COMPOSITE START TIME	COMPOSITE END/GRAB DATE	COMPOSITE END/GRAB TIME	SAMPLE TEMP AT COLLECTION	# OF CONTAINERS	Preservatives: Unpreserved	H_2SO_4	HNO_3	HCl	NaOH	$Na_2S_2O_3$	Methanol	Other	Analysis Test Y/N: Metals (CAM 17) *	TPH - D, G	Residual Chlorine (Y/N)	Pace Project No./ Lab I.D.
1	CNF-1-1-9	SL	G			11/3	1204		1	X								X	X		
2	CNF-1-2-9						1207		1	X								X	X		
3	CNF-1-3-9						1210		1	X								X	X		
4	CNF-1-4-9						1220		1	X								X	X		
5	CNF-1-5-9						1216		1	X								X	X		
6	CNF-1-6-4						1350		1	X								X	X		
7	CNF-1-7-5						1400		1	X								X	X		
8	CNF-1-8-3						1405		1	X								X	X		
9	CNF-1-9-1.5						1409		1	X								X	X		
10	CNF-1-10-3.5						1415		1	X								X	X		
11	CNF-1-11-1						1418		1	X								X	X		
12	CNF-1-12-3						1424		1	X								X	X		

ADDITIONAL COMMENTS	RELINQUISHED BY / AFFILIATION	DATE	TIME	ACCEPTED BY / AFFILIATION	DATE	TIME	SAMPLE CONDITIONS: Temp in °C	Received on Ice (Y/N)	Custody Sealed Cooler (Y/N)	Samples Intact (Y/N)
* Metals for Arsenic, Lead	[signature]	11/3/10	1525	K. Cottright PCS	11/3/10	1520				
Copper, Nickel	X			Requinte Marie	11/3/10	1930	5.2	Y	N	Y
	PCS driver			Pace Analytical						
* 1 DAY TAT RUSH *										

ORIGINAL

SAMPLER NAME AND SIGNATURE
PRINT Name of SAMPLER: Meredith Smith
SIGNATURE of SAMPLER: [signature] DATE Signed (MM/DD/YY): 11/3/10

*Important Note: By signing this form you are accepting Pace's NET 30 day payment terms and agreeing to late charges of 1.5% per month for any invoices not paid within 30 days.

255583

Sample Container Count

CLIENT: Brown & Caldwell

Pace Analytical™ www.pacelabs.com

COC PAGE 1 of 1

COC ID# _____

Sample Line Item	VG9H	AG1H	AG1U	BG1H	BP1U	BP2U	BP3U	BP2N	BP2S	WGFU	WGKU				Comments
1										1					CNF-1-9 11/3/10 1204
2															CNF-1-2-9 11/3/10 1207
3															CNF-1-3-9 11/3/10 1210
4															CNF-1-4-9 1220
5															CNF-1-5-9 1216
6															CNF-1-6-4 1350
7															CNF-1-7-5 1400
8															CNF-1-8-3 1405
9															CNF-1-9-1.5 1409
10															CNF-1-10-3.5 1415
11															CNF-1-11-1 1418
12															Trip Blank? No 1424 CNF-1-12-3

AG1H	1 liter HCL amber glass		BP2S	500mL H2SO4 plastic		JGFU	4oz unpreserved amber wide
AG1U	1liter unpreserved amber glass		BP2U	500mL unpreserved plastic		R	terra core kit
AG2S	500mL H2SO4 amber glass		BP2Z	500mL NaOH, Zn Ac		U	Summa Can
AG2U	500mL unpreserved amber glass		BP3C	250mL NaOH plastic		VG9H	40mL HCL clear vial
AG3S	250mL H2SO4 amber glass		BP3N	250mL HNO3 plastic		VG9T	40mL Na Thio. clear vial
BG1H	1 liter HCL clear glass		BP3S	250mL H2SO4 plastic		VG9U	40mL unpreserved **clear** vial
BG1U	1 liter unpreserved glass		BP3U	250mL unpreserved plastic		VG9W	40mL glass vial preweighted (EPA 5035)
BP1N	1 liter HNO3 plastic		DG9B	40mL Na Bisulfate amber vial		VSG	Headspace septa vial & HCL
BP1S	1 liter H2SO4 plastic		DG9H	40mL HCL amber voa vial		WGFU	4oz clear soil jar
BP1U	1 liter unpreserved plastic		DG9M	40mL MeOH clear vial		WGFX	4oz wide jar w/hexane wipe
BP1Z	1 liter NaOH, Zn, Ac		DG9T	40mL Na Thio amber vial		ZPLC	Ziploc Bag
BP2N	500mL HNO3 plastic		DG9U	40mL unpreserved **amber** vial			
BP2O	500mL NaOH plastic		I	Wipe/Swab			

Stockpile Samples

Pace Analytical Services, Inc.
940 South Harney
Seattle, WA 98108
(206)767-5060

November 18, 2010

Joshua Johnson
Brown & Caldwell
724 Columbia St. NW#420
Olympia, WA 98501

RE: Project: East Bay Redevelopment 138130
Pace Project No.: 255574

Dear Joshua Johnson:
Enclosed are the analytical results for sample(s) received by the laboratory on November 02, 2010. The results relate only to the samples included in this report. Results reported herein conform to the most current NELAC standards, where applicable, unless otherwise narrated in the body of the report.

If you have any questions concerning this report, please feel free to contact me.

Sincerely,

Melanie Miller for
Jennifer Gross
jennifer.gross@pacelabs.com
Project Manager

Enclosures

This report shall not be reproduced, except in full,
without the written consent of Pace Analytical Services, Inc..

Pace Analytical Services, Inc.
940 South Harney
Seattle, WA 98108
(206)767-5060

CERTIFICATIONS

Project: East Bay Redevelopment 138130
Pace Project No.: 255574

Minnesota Certification IDs

1700 Elm Street SE Suite 200, Minneapolis, MN 55414
Alaska Certification #: UST-078
Alaska Certification #MN00064
Arizona Certification #: AZ-0014
Arkansas Certification #: 88-0680
California Certification #: 01155CA
EPA Region 8 Certification #: Pace
Florida/NELAP Certification #: E87605
Georgia Certification #: 959
Idaho Certification #: MN00064
Illinois Certification #: 200011
Iowa Certification #: 368
Kansas Certification #: E-10167
Louisiana Certification #: 03086
Louisiana Certification #: LA080009
Maine Certification #: 2007029
Maryland Certification #: 322
Michigan DEQ Certification #: 9909
Minnesota Certification #: 027-053-137
Mississippi Certification #: Pace
Montana Certification #: MT CERT0092
Nevada Certification #: MN_00064
Nebraska Certification #: Pace
New Jersey Certification #: MN-002
New Mexico Certification #: Pace
New York Certification #: 11647
North Carolina Certification #: 530
North Dakota Certification #: R-036
North Dakota Certification #: R-036A
Ohio VAP Certification #: CL101
Oklahoma Certification #: D9921
Oklahoma Certification #: 9507
Oregon Certification #: MN200001
Pennsylvania Certification #: 68-00563
Puerto Rico Certification
Tennessee Certification #: 02818
Texas Certification #: T104704192
Washington Certification #: C754
Wisconsin Certification #: 999407970

Washington Certification IDs

940 South Harney Street, Seattle, WA 98108
Alaska CS Certification #: UST-025
Alaska Drinking Water VOC Certification #: WA01230
Alaska Drinking Water Micro Certification #: WA01230
California Certification #: 01153CA
Florida/NELAP Certification #: E87617
Oregon Certification #: WA200007
Washington Certification #: C1229

This report shall not be reproduced, except in full,
without the written consent of Pace Analytical Services, Inc..

Pace Analytical Services, Inc.
940 South Harney
Seattle, WA 98108
(206)767-5060

SAMPLE ANALYTE COUNT

Project: East Bay Redevelopment 138130
Pace Project No.: 255574

Lab ID	Sample ID	Method	Analysts	Analytes Reported	Laboratory
255574001	**SPL-1-1**	NWTPH-Dx	DMT	4	PASI-S
		NWTPH-Gx	AY1	3	PASI-S
		EPA 6020	CJS	5	PASI-M
		EPA 8270 by SIM	DMT	20	PASI-S
		EPA 8260	LPM	8	PASI-S
		ASTM D2974-87	DMT	1	PASI-S
255574002	**SPL-1-2**	NWTPH-Dx	DMT	4	PASI-S
		NWTPH-Gx	AY1	3	PASI-S
		EPA 6020	CJS	5	PASI-M
		EPA 8270 by SIM	DMT	20	PASI-S
		EPA 8260	LPM	8	PASI-S
		ASTM D2974-87	DMT	1	PASI-S
255574003	**SPL-1-3**	NWTPH-Dx	DMT	4	PASI-S
		NWTPH-Gx	AY1	3	PASI-S
		EPA 6020	CJS	5	PASI-M
		EPA 8270 by SIM	DMT	20	PASI-S
		EPA 8260	LPM	8	PASI-S
		ASTM D2974-87	DMT	1	PASI-S
255574004	**SPL-2-1**	NWTPH-Dx	DMT	4	PASI-S
		NWTPH-Gx	AY1	3	PASI-S
		EPA 6020	CJS	5	PASI-M
		EPA 8270 by SIM	DMT	20	PASI-S
		EPA 8260	LPM	8	PASI-S
		ASTM D2974-87	DMT	1	PASI-S
255574005	**SPL-2-2**	NWTPH-Dx	DMT	4	PASI-S
		NWTPH-Gx	AY1	3	PASI-S
		EPA 6020	CJS	5	PASI-M
		EPA 8270 by SIM	DMT	20	PASI-S
		EPA 8260	LPM	8	PASI-S
		ASTM D2974-87	DMT	1	PASI-S
255574006	**SPL-2-3**	NWTPH-Dx	DMT	4	PASI-S
		NWTPH-Gx	AY1	3	PASI-S
		EPA 6020	CJS	5	PASI-M
		EPA 8270 by SIM	DMT	20	PASI-S
		EPA 8260	LPM	8	PASI-S
		ASTM D2974-87	DMT	1	PASI-S
255574007	**Trip Blank**	NWTPH-Gx	AY1	3	PASI-S

This report shall not be reproduced, except in full,
without the written consent of Pace Analytical Services, Inc..

Pace Analytical Services, Inc.
940 South Harney
Seattle, WA 98108
(206)767-5060

SAMPLE ANALYTE COUNT

Project: East Bay Redevelopment 138130
Pace Project No.: 255574

Lab ID	Sample ID	Method	Analysts	Analytes Reported	Laboratory
		EPA 8260	LPM	8	PASI-S

This report shall not be reproduced, except in full,
without the written consent of Pace Analytical Services, Inc..

Pace Analytical Services, Inc.
940 South Harney
Seattle, WA 98108
(206)767-5060

ANALYTICAL RESULTS

Project: East Bay Redevelopment 138130
Pace Project No.: 255574

Sample: SPL-1-1 **Lab ID: 255574001** Collected: 11/02/10 12:45 Received: 11/02/10 16:45 Matrix: Solid

Results reported on a "dry-weight" basis

Parameters	Results	Units	Report Limit	DF	Prepared	Analyzed	CAS No.	Qual
NWTPH-Dx GCS	Analytical Method: NWTPH-Dx Preparation Method: EPA 3546							
Diesel Range	ND	mg/kg	22.4	1	11/07/10 14:15	11/08/10 20:27		
Motor Oil Range	ND	mg/kg	89.6	1	11/07/10 14:15	11/08/10 20:27	64742-65-0	
n-Octacosane (S)	123	%	50-150	1	11/07/10 14:15	11/08/10 20:27	630-02-4	
o-Terphenyl (S)	116	%	50-150	1	11/07/10 14:15	11/08/10 20:27	84-15-1	
NWTPH-Gx GCV	Analytical Method: NWTPH-Gx Preparation Method: NWTPH-Gx							
Gasoline Range Organics	ND	mg/kg	6.6	1	11/06/10 17:00	11/07/10 16:33		
a,a,a-Trifluorotoluene (S)	99	%	50-150	1	11/06/10 17:00	11/07/10 16:33	98-08-8	
4-Bromofluorobenzene (S)	92	%	50-150	1	11/06/10 17:00	11/07/10 16:33	460-00-4	
6020 MET ICPMS	Analytical Method: EPA 6020							
Arsenic	**2.1**	mg/kg	0.41	20	11/10/10 10:20	11/11/10 18:03	7440-38-2	
Cadmium	ND	mg/kg	0.065	20	11/10/10 10:20	11/11/10 18:03	7440-43-9	
Copper	**11.8**	mg/kg	0.41	20	11/10/10 10:20	11/11/10 18:03	7440-50-8	
Lead	**3.3**	mg/kg	0.41	20	11/10/10 10:20	11/11/10 18:03	7439-92-1	
Nickel	**24.0**	mg/kg	0.41	20	11/10/10 10:20	11/11/10 18:03	7440-02-0	
8270 MSSV PAH by SIM	Analytical Method: EPA 8270 by SIM Preparation Method: EPA 3546							
Acenaphthene	ND	ug/kg	7.4	1	11/12/10 16:30	11/16/10 19:48	83-32-9	
Acenaphthylene	ND	ug/kg	7.4	1	11/12/10 16:30	11/16/10 19:48	208-96-8	
Anthracene	**11.9**	ug/kg	7.4	1	11/12/10 16:30	11/16/10 19:48	120-12-7	
Benzo(a)anthracene	**34.7**	ug/kg	7.4	1	11/12/10 16:30	11/16/10 19:48	56-55-3	
Benzo(a)pyrene	**40.7**	ug/kg	7.4	1	11/12/10 16:30	11/16/10 19:48	50-32-8	
Benzo(b)fluoranthene	**24.2**	ug/kg	7.4	1	11/12/10 16:30	11/16/10 19:48	205-99-2	
Benzo(g,h,i)perylene	**23.6**	ug/kg	7.4	1	11/12/10 16:30	11/16/10 19:48	191-24-2	
Benzo(k)fluoranthene	**26.2**	ug/kg	7.4	1	11/12/10 16:30	11/16/10 19:48	207-08-9	
Chrysene	**40.4**	ug/kg	7.4	1	11/12/10 16:30	11/16/10 19:48	218-01-9	
Dibenz(a,h)anthracene	**8.6**	ug/kg	7.4	1	11/12/10 16:30	11/16/10 19:48	53-70-3	
Fluoranthene	**70.3**	ug/kg	7.4	1	11/12/10 16:30	11/16/10 19:48	206-44-0	
Fluorene	**7.6**	ug/kg	7.4	1	11/12/10 16:30	11/16/10 19:48	86-73-7	
Indeno(1,2,3-cd)pyrene	**18.6**	ug/kg	7.4	1	11/12/10 16:30	11/16/10 19:48	193-39-5	
1-Methylnaphthalene	**7.5**	ug/kg	7.4	1	11/12/10 16:30	11/16/10 19:48	90-12-0	
2-Methylnaphthalene	**14.8**	ug/kg	7.4	1	11/12/10 16:30	11/16/10 19:48	91-57-6	
Naphthalene	**20.5**	ug/kg	7.4	1	11/12/10 16:30	11/16/10 19:48	91-20-3	
Phenanthrene	**56.6**	ug/kg	7.4	1	11/12/10 16:30	11/16/10 19:48	85-01-8	
Pyrene	**90.6**	ug/kg	7.4	1	11/12/10 16:30	11/16/10 19:48	129-00-0	
2-Fluorobiphenyl (S)	80	%	31-131	1	11/12/10 16:30	11/16/10 19:48	321-60-8	
Terphenyl-d14 (S)	80	%	30-133	1	11/12/10 16:30	11/16/10 19:48	1718-51-0	
8260/5035A Volatile Organics	Analytical Method: EPA 8260							
Benzene	ND	ug/kg	3.6	1		11/05/10 14:08	71-43-2	
Ethylbenzene	ND	ug/kg	3.6	1		11/05/10 14:08	100-41-4	
Toluene	ND	ug/kg	3.6	1		11/05/10 14:08	108-88-3	
Xylene (Total)	ND	ug/kg	10.8	1		11/05/10 14:08	1330-20-7	
Dibromofluoromethane (S)	103	%	80-136	1		11/05/10 14:08	1868-53-7	

This report shall not be reproduced, except in full,
without the written consent of Pace Analytical Services, Inc..

Pace Analytical Services, Inc.
940 South Harney
Seattle, WA 98108
(206)767-5060

ANALYTICAL RESULTS

Project: East Bay Redevelopment 138130
Pace Project No.: 255574

Sample: SPL-1-1 **Lab ID: 255574001** Collected: 11/02/10 12:45 Received: 11/02/10 16:45 Matrix: Solid

Results reported on a "dry-weight" basis

Parameters	Results	Units	Report Limit	DF	Prepared	Analyzed	CAS No.	Qual
8260/5035A Volatile Organics	Analytical Method: EPA 8260							
Toluene-d8 (S)	98	%	80-120	1		11/05/10 14:08	2037-26-5	
4-Bromofluorobenzene (S)	114	%	72-122	1		11/05/10 14:08	460-00-4	
1,2-Dichloroethane-d4 (S)	101	%	80-143	1		11/05/10 14:08	17060-07-0	
Percent Moisture	Analytical Method: ASTM D2974-87							
Percent Moisture	**12.3**	%	0.10	1		11/07/10 20:41		

Sample: SPL-1-2 **Lab ID: 255574002** Collected: 11/02/10 12:50 Received: 11/02/10 16:45 Matrix: Solid

Results reported on a "dry-weight" basis

Parameters	Results	Units	Report Limit	DF	Prepared	Analyzed	CAS No.	Qual
NWTPH-Dx GCS	Analytical Method: NWTPH-Dx Preparation Method: EPA 3546							
Diesel Range	ND	mg/kg	21.2	1	11/07/10 14:15	11/08/10 20:43		
Motor Oil Range	**96.2**	mg/kg	84.7	1	11/07/10 14:15	11/08/10 20:43	64742-65-0	
n-Octacosane (S)	115	%	50-150	1	11/07/10 14:15	11/08/10 20:43	630-02-4	
o-Terphenyl (S)	107	%	50-150	1	11/07/10 14:15	11/08/10 20:43	84-15-1	
NWTPH-Gx GCV	Analytical Method: NWTPH-Gx Preparation Method: NWTPH-Gx							
Gasoline Range Organics	ND	mg/kg	6.4	1	11/06/10 17:00	11/07/10 16:57		
a,a,a-Trifluorotoluene (S)	98	%	50-150	1	11/06/10 17:00	11/07/10 16:57	98-08-8	
4-Bromofluorobenzene (S)	92	%	50-150	1	11/06/10 17:00	11/07/10 16:57	460-00-4	
6020 MET ICPMS	Analytical Method: EPA 6020							
Arsenic	**6.5**	mg/kg	0.54	20	11/10/10 10:20	11/11/10 18:07	7440-38-2	
Cadmium	ND	mg/kg	0.086	20	11/10/10 10:20	11/11/10 18:07	7440-43-9	
Copper	**19.9**	mg/kg	0.54	20	11/10/10 10:20	11/11/10 18:07	7440-50-8	
Lead	**7.5**	mg/kg	0.54	20	11/10/10 10:20	11/11/10 18:07	7439-92-1	
Nickel	**35.8**	mg/kg	0.54	20	11/10/10 10:20	11/15/10 12:37	7440-02-0	
8270 MSSV PAH by SIM	Analytical Method: EPA 8270 by SIM Preparation Method: EPA 3546							
Acenaphthene	ND	ug/kg	7.6	1	11/12/10 16:30	11/16/10 22:35	83-32-9	
Acenaphthylene	**18.0**	ug/kg	7.6	1	11/12/10 16:30	11/16/10 22:35	208-96-8	
Anthracene	**39.5**	ug/kg	7.6	1	11/12/10 16:30	11/16/10 22:35	120-12-7	
Benzo(a)anthracene	**69.8**	ug/kg	7.6	1	11/12/10 16:30	11/16/10 22:35	56-55-3	
Benzo(a)pyrene	**87.2**	ug/kg	7.6	1	11/12/10 16:30	11/16/10 22:35	50-32-8	
Benzo(b)fluoranthene	**58.9**	ug/kg	7.6	1	11/12/10 16:30	11/16/10 22:35	205-99-2	
Benzo(g,h,i)perylene	**48.4**	ug/kg	7.6	1	11/12/10 16:30	11/16/10 22:35	191-24-2	
Benzo(k)fluoranthene	**45.3**	ug/kg	7.6	1	11/12/10 16:30	11/16/10 22:35	207-08-9	
Chrysene	**79.1**	ug/kg	7.6	1	11/12/10 16:30	11/16/10 22:35	218-01-9	
Dibenz(a,h)anthracene	**17.6**	ug/kg	7.6	1	11/12/10 16:30	11/16/10 22:35	53-70-3	
Fluoranthene	**144**	ug/kg	7.6	1	11/12/10 16:30	11/16/10 22:35	206-44-0	
Fluorene	**25.5**	ug/kg	7.6	1	11/12/10 16:30	11/16/10 22:35	86-73-7	
Indeno(1,2,3-cd)pyrene	**38.9**	ug/kg	7.6	1	11/12/10 16:30	11/16/10 22:35	193-39-5	

This report shall not be reproduced, except in full,
without the written consent of Pace Analytical Services, Inc..

Pace Analytical Services, Inc.
940 South Harney
Seattle, WA 98108
(206)767-5060

ANALYTICAL RESULTS

Project: East Bay Redevelopment 138130
Pace Project No.: 255574

Sample: SPL-1-2 **Lab ID: 255574002** Collected: 11/02/10 12:50 Received: 11/02/10 16:45 Matrix: Solid

Results reported on a "dry-weight" basis

Parameters	Results	Units	Report Limit	DF	Prepared	Analyzed	CAS No.	Qual
8270 MSSV PAH by SIM	Analytical Method: EPA 8270 by SIM Preparation Method: EPA 3546							
1-Methylnaphthalene	**10.3**	ug/kg	7.6	1	11/12/10 16:30	11/16/10 22:35	90-12-0	
2-Methylnaphthalene	**13.5**	ug/kg	7.6	1	11/12/10 16:30	11/16/10 22:35	91-57-6	
Naphthalene	**22.9**	ug/kg	7.6	1	11/12/10 16:30	11/16/10 22:35	91-20-3	
Phenanthrene	**172**	ug/kg	7.6	1	11/12/10 16:30	11/16/10 22:35	85-01-8	
Pyrene	**199**	ug/kg	7.6	1	11/12/10 16:30	11/16/10 22:35	129-00-0	
2-Fluorobiphenyl (S)	73	%	31-131	1	11/12/10 16:30	11/16/10 22:35	321-60-8	
Terphenyl-d14 (S)	76	%	30-133	1	11/12/10 16:30	11/16/10 22:35	1718-51-0	
8260/5035A Volatile Organics	Analytical Method: EPA 8260							
Benzene	ND	ug/kg	3.1	1		11/11/10 19:08	71-43-2	
Ethylbenzene	ND	ug/kg	3.1	1		11/11/10 19:08	100-41-4	
Toluene	ND	ug/kg	3.1	1		11/11/10 19:08	108-88-3	
Xylene (Total)	ND	ug/kg	9.3	1		11/11/10 19:08	1330-20-7	
Dibromofluoromethane (S)	102	%	80-136	1		11/11/10 19:08	1868-53-7	
Toluene-d8 (S)	104	%	80-120	1		11/11/10 19:08	2037-26-5	
4-Bromofluorobenzene (S)	107	%	72-122	1		11/11/10 19:08	460-00-4	
1,2-Dichloroethane-d4 (S)	104	%	80-143	1		11/11/10 19:08	17060-07-0	
Percent Moisture	Analytical Method: ASTM D2974-87							
Percent Moisture	**13.1**	%	0.10	1		11/07/10 20:42		

Sample: SPL-1-3 **Lab ID: 255574003** Collected: 11/02/10 12:55 Received: 11/02/10 16:45 Matrix: Solid

Results reported on a "dry-weight" basis

Parameters	Results	Units	Report Limit	DF	Prepared	Analyzed	CAS No.	Qual
NWTPH-Dx GCS	Analytical Method: NWTPH-Dx Preparation Method: EPA 3546							
Diesel Range	ND	mg/kg	21.2	1	11/07/10 14:15	11/08/10 20:59		
Motor Oil Range	ND	mg/kg	84.7	1	11/07/10 14:15	11/08/10 20:59	64742-65-0	
n-Octacosane (S)	117	%	50-150	1	11/07/10 14:15	11/08/10 20:59	630-02-4	
o-Terphenyl (S)	110	%	50-150	1	11/07/10 14:15	11/08/10 20:59	84-15-1	
NWTPH-Gx GCV	Analytical Method: NWTPH-Gx Preparation Method: NWTPH-Gx							
Gasoline Range Organics	ND	mg/kg	7.2	1	11/06/10 17:00	11/07/10 18:58		
a,a,a-Trifluorotoluene (S)	97	%	50-150	1	11/06/10 17:00	11/07/10 18:58	98-08-8	
4-Bromofluorobenzene (S)	88	%	50-150	1	11/06/10 17:00	11/07/10 18:58	460-00-4	
6020 MET ICPMS	Analytical Method: EPA 6020							
Arsenic	**2.2**	mg/kg	0.45	20	11/10/10 10:20	11/11/10 18:38	7440-38-2	
Cadmium	ND	mg/kg	0.071	20	11/10/10 10:20	11/11/10 18:38	7440-43-9	
Copper	**11.6**	mg/kg	0.45	20	11/10/10 10:20	11/11/10 18:38	7440-50-8	
Lead	**3.4**	mg/kg	0.45	20	11/10/10 10:20	11/11/10 18:38	7439-92-1	
Nickel	**27.2**	mg/kg	0.45	20	11/10/10 10:20	11/15/10 12:42	7440-02-0	

This report shall not be reproduced, except in full,
without the written consent of Pace Analytical Services, Inc..

Pace Analytical Services, Inc.
940 South Harney
Seattle, WA 98108
(206)767-5060

ANALYTICAL RESULTS

Project: East Bay Redevelopment 138130
Pace Project No.: 255574

Sample: SPL-1-3 **Lab ID: 255574003** Collected: 11/02/10 12:55 Received: 11/02/10 16:45 Matrix: Solid

Results reported on a "dry-weight" basis

Parameters	Results	Units	Report Limit	DF	Prepared	Analyzed	CAS No.	Qual
8270 MSSV PAH by SIM	Analytical Method: EPA 8270 by SIM Preparation Method: EPA 3546							
Acenaphthene	ND	ug/kg	7.5	1	11/12/10 16:30	11/16/10 20:44	83-32-9	
Acenaphthylene	**7.6**	ug/kg	7.5	1	11/12/10 16:30	11/16/10 20:44	208-96-8	
Anthracene	**12.7**	ug/kg	7.5	1	11/12/10 16:30	11/16/10 20:44	120-12-7	
Benzo(a)anthracene	**29.5**	ug/kg	7.5	1	11/12/10 16:30	11/16/10 20:44	56-55-3	
Benzo(a)pyrene	**34.4**	ug/kg	7.5	1	11/12/10 16:30	11/16/10 20:44	50-32-8	
Benzo(b)fluoranthene	**21.6**	ug/kg	7.5	1	11/12/10 16:30	11/16/10 20:44	205-99-2	
Benzo(g,h,i)perylene	**19.8**	ug/kg	7.5	1	11/12/10 16:30	11/16/10 20:44	191-24-2	
Benzo(k)fluoranthene	**22.1**	ug/kg	7.5	1	11/12/10 16:30	11/16/10 20:44	207-08-9	
Chrysene	**34.3**	ug/kg	7.5	1	11/12/10 16:30	11/16/10 20:44	218-01-9	
Dibenz(a,h)anthracene	ND	ug/kg	7.5	1	11/12/10 16:30	11/16/10 20:44	53-70-3	
Fluoranthene	**66.5**	ug/kg	7.5	1	11/12/10 16:30	11/16/10 20:44	206-44-0	
Fluorene	**8.0**	ug/kg	7.5	1	11/12/10 16:30	11/16/10 20:44	86-73-7	
Indeno(1,2,3-cd)pyrene	**16.6**	ug/kg	7.5	1	11/12/10 16:30	11/16/10 20:44	193-39-5	
1-Methylnaphthalene	**8.2**	ug/kg	7.5	1	11/12/10 16:30	11/16/10 20:44	90-12-0	
2-Methylnaphthalene	**15.5**	ug/kg	7.5	1	11/12/10 16:30	11/16/10 20:44	91-57-6	
Naphthalene	**21.1**	ug/kg	7.5	1	11/12/10 16:30	11/16/10 20:44	91-20-3	
Phenanthrene	**57.8**	ug/kg	7.5	1	11/12/10 16:30	11/16/10 20:44	85-01-8	
Pyrene	**88.9**	ug/kg	7.5	1	11/12/10 16:30	11/16/10 20:44	129-00-0	
2-Fluorobiphenyl (S)	76	%	31-131	1	11/12/10 16:30	11/16/10 20:44	321-60-8	
Terphenyl-d14 (S)	88	%	30-133	1	11/12/10 16:30	11/16/10 20:44	1718-51-0	
8260/5035A Volatile Organics	Analytical Method: EPA 8260							
Benzene	ND	ug/kg	3.3	1		11/05/10 15:25	71-43-2	
Ethylbenzene	ND	ug/kg	3.3	1		11/05/10 15:25	100-41-4	
Toluene	ND	ug/kg	3.3	1		11/05/10 15:25	108-88-3	
Xylene (Total)	ND	ug/kg	9.8	1		11/05/10 15:25	1330-20-7	
Dibromofluoromethane (S)	97	%	80-136	1		11/05/10 15:25	1868-53-7	
Toluene-d8 (S)	108	%	80-120	1		11/05/10 15:25	2037-26-5	
4-Bromofluorobenzene (S)	110	%	72-122	1		11/05/10 15:25	460-00-4	
1,2-Dichloroethane-d4 (S)	99	%	80-143	1		11/05/10 15:25	17060-07-0	
Percent Moisture	Analytical Method: ASTM D2974-87							
Percent Moisture	**11.6**	%	0.10	1		11/07/10 20:42		

Sample: SPL-2-1 **Lab ID: 255574004** Collected: 11/02/10 13:25 Received: 11/02/10 16:45 Matrix: Solid

Results reported on a "dry-weight" basis

Parameters	Results	Units	Report Limit	DF	Prepared	Analyzed	CAS No.	Qual
NWTPH-Dx GCS	Analytical Method: NWTPH-Dx Preparation Method: EPA 3546							
Diesel Range	ND	mg/kg	20.5	1	11/07/10 14:15	11/08/10 21:16		
Motor Oil Range	ND	mg/kg	82.0	1	11/07/10 14:15	11/08/10 21:16	64742-65-0	
n-Octacosane (S)	114	%	50-150	1	11/07/10 14:15	11/08/10 21:16	630-02-4	
o-Terphenyl (S)	105	%	50-150	1	11/07/10 14:15	11/08/10 21:16	84-15-1	

This report shall not be reproduced, except in full,
without the written consent of Pace Analytical Services, Inc..

Pace Analytical Services, Inc.
940 South Harney
Seattle, WA 98108
(206)767-5060

ANALYTICAL RESULTS

Project: East Bay Redevelopment 138130
Pace Project No.: 255574

Sample: SPL-2-1 **Lab ID: 255574004** Collected: 11/02/10 13:25 Received: 11/02/10 16:45 Matrix: Solid

Results reported on a "dry-weight" basis

Parameters	Results	Units	Report Limit	DF	Prepared	Analyzed	CAS No.	Qual
NWTPH-Gx GCV	Analytical Method: NWTPH-Gx Preparation Method: NWTPH-Gx							
Gasoline Range Organics	ND	mg/kg	4.5	1	11/06/10 17:00	11/07/10 19:22		
a,a,a-Trifluorotoluene (S)	103	%	50-150	1	11/06/10 17:00	11/07/10 19:22	98-08-8	
4-Bromofluorobenzene (S)	95	%	50-150	1	11/06/10 17:00	11/07/10 19:22	460-00-4	
6020 MET ICPMS	Analytical Method: EPA 6020							
Arsenic	**2.6**	mg/kg	0.47	20	11/10/10 10:20	11/11/10 18:42	7440-38-2	
Cadmium	ND	mg/kg	0.075	20	11/10/10 10:20	11/11/10 18:42	7440-43-9	
Copper	**17.0**	mg/kg	0.47	20	11/10/10 10:20	11/11/10 18:42	7440-50-8	
Lead	**4.5**	mg/kg	0.47	20	11/10/10 10:20	11/11/10 18:42	7439-92-1	
Nickel	**26.6**	mg/kg	0.47	20	11/10/10 10:20	11/15/10 12:46	7440-02-0	
8270 MSSV PAH by SIM	Analytical Method: EPA 8270 by SIM Preparation Method: EPA 3546							
Acenaphthene	**92.7**	ug/kg	7.3	1	11/12/10 16:30	11/16/10 21:02	83-32-9	
Acenaphthylene	**18.9**	ug/kg	7.3	1	11/12/10 16:30	11/16/10 21:02	208-96-8	
Anthracene	**160**	ug/kg	7.3	1	11/12/10 16:30	11/16/10 21:02	120-12-7	
Benzo(a)anthracene	**237**	ug/kg	7.3	1	11/12/10 16:30	11/16/10 21:02	56-55-3	
Benzo(a)pyrene	**312**	ug/kg	7.3	1	11/12/10 16:30	11/16/10 21:02	50-32-8	
Benzo(b)fluoranthene	**153**	ug/kg	7.3	1	11/12/10 16:30	11/16/10 21:02	205-99-2	
Benzo(g,h,i)perylene	**179**	ug/kg	7.3	1	11/12/10 16:30	11/16/10 21:02	191-24-2	
Benzo(k)fluoranthene	**194**	ug/kg	7.3	1	11/12/10 16:30	11/16/10 21:02	207-08-9	
Chrysene	**255**	ug/kg	7.3	1	11/12/10 16:30	11/16/10 21:02	218-01-9	
Dibenz(a,h)anthracene	**72.5**	ug/kg	7.3	1	11/12/10 16:30	11/16/10 21:02	53-70-3	
Fluoranthene	**427**	ug/kg	7.3	1	11/12/10 16:30	11/16/10 21:02	206-44-0	
Fluorene	**125**	ug/kg	7.3	1	11/12/10 16:30	11/16/10 21:02	86-73-7	
Indeno(1,2,3-cd)pyrene	**148**	ug/kg	7.3	1	11/12/10 16:30	11/16/10 21:02	193-39-5	
1-Methylnaphthalene	**91.7**	ug/kg	7.3	1	11/12/10 16:30	11/16/10 21:02	90-12-0	
2-Methylnaphthalene	**133**	ug/kg	7.3	1	11/12/10 16:30	11/16/10 21:02	91-57-6	
Naphthalene	**240**	ug/kg	7.3	1	11/12/10 16:30	11/16/10 21:02	91-20-3	
Phenanthrene	**701**	ug/kg	7.3	1	11/12/10 16:30	11/16/10 21:02	85-01-8	
Pyrene	**621**	ug/kg	7.3	1	11/12/10 16:30	11/16/10 21:02	129-00-0	
2-Fluorobiphenyl (S)	78	%	31-131	1	11/12/10 16:30	11/16/10 21:02	321-60-8	
Terphenyl-d14 (S)	86	%	30-133	1	11/12/10 16:30	11/16/10 21:02	1718-51-0	
8260/5035A Volatile Organics	Analytical Method: EPA 8260							
Benzene	ND	ug/kg	3.7	1		11/11/10 19:27	71-43-2	
Ethylbenzene	ND	ug/kg	3.7	1		11/11/10 19:27	100-41-4	
Toluene	ND	ug/kg	3.7	1		11/11/10 19:27	108-88-3	
Xylene (Total)	ND	ug/kg	11.1	1		11/11/10 19:27	1330-20-7	
Dibromofluoromethane (S)	103	%	80-136	1		11/11/10 19:27	1868-53-7	
Toluene-d8 (S)	105	%	80-120	1		11/11/10 19:27	2037-26-5	
4-Bromofluorobenzene (S)	113	%	72-122	1		11/11/10 19:27	460-00-4	
1,2-Dichloroethane-d4 (S)	102	%	80-143	1		11/11/10 19:27	17060-07-0	
Percent Moisture	Analytical Method: ASTM D2974-87							
Percent Moisture	**10.1**	%	0.10	1		11/07/10 20:44		

This report shall not be reproduced, except in full,
without the written consent of Pace Analytical Services, Inc..

Pace Analytical Services, Inc.
940 South Harney
Seattle, WA 98108
(206)767-5060

ANALYTICAL RESULTS

Project: East Bay Redevelopment 138130
Pace Project No.: 255574

Sample: SPL-2-2 **Lab ID: 255574005** Collected: 11/02/10 13:30 Received: 11/02/10 16:45 Matrix: Solid

Results reported on a "dry-weight" basis

Parameters	Results	Units	Report Limit	DF	Prepared	Analyzed	CAS No.	Qual
NWTPH-Dx GCS	Analytical Method: NWTPH-Dx Preparation Method: EPA 3546							
Diesel Range	ND	mg/kg	20.7	1	11/07/10 14:15	11/08/10 21:32		
Motor Oil Range	ND	mg/kg	82.9	1	11/07/10 14:15	11/08/10 21:32	64742-65-0	
n-Octacosane (S)	116	%	50-150	1	11/07/10 14:15	11/08/10 21:32	630-02-4	
o-Terphenyl (S)	108	%	50-150	1	11/07/10 14:15	11/08/10 21:32	84-15-1	
NWTPH-Gx GCV	Analytical Method: NWTPH-Gx Preparation Method: NWTPH-Gx							
Gasoline Range Organics	ND	mg/kg	6.1	1	11/06/10 17:00	11/10/10 18:40		
a,a,a-Trifluorotoluene (S)	106	%	50-150	1	11/06/10 17:00	11/10/10 18:40	98-08-8	
4-Bromofluorobenzene (S)	91	%	50-150	1	11/06/10 17:00	11/10/10 18:40	460-00-4	
6020 MET ICPMS	Analytical Method: EPA 6020							
Arsenic	**3.4**	mg/kg	0.51	20	11/10/10 10:20	11/11/10 18:47	7440-38-2	
Cadmium	ND	mg/kg	0.082	20	11/10/10 10:20	11/11/10 18:47	7440-43-9	
Copper	**22.9**	mg/kg	0.51	20	11/10/10 10:20	11/11/10 18:47	7440-50-8	
Lead	**7.9**	mg/kg	0.51	20	11/10/10 10:20	11/11/10 18:47	7439-92-1	
Nickel	**32.5**	mg/kg	0.51	20	11/10/10 10:20	11/15/10 12:50	7440-02-0	
8270 MSSV PAH by SIM	Analytical Method: EPA 8270 by SIM Preparation Method: EPA 3546							
Acenaphthene	**18.5**	ug/kg	7.3	1	11/12/10 16:30	11/16/10 21:21	83-32-9	
Acenaphthylene	ND	ug/kg	7.3	1	11/12/10 16:30	11/16/10 21:21	208-96-8	
Anthracene	**17.8**	ug/kg	7.3	1	11/12/10 16:30	11/16/10 21:21	120-12-7	
Benzo(a)anthracene	**30.7**	ug/kg	7.3	1	11/12/10 16:30	11/16/10 21:21	56-55-3	
Benzo(a)pyrene	**40.6**	ug/kg	7.3	1	11/12/10 16:30	11/16/10 21:21	50-32-8	
Benzo(b)fluoranthene	**23.5**	ug/kg	7.3	1	11/12/10 16:30	11/16/10 21:21	205-99-2	
Benzo(g,h,i)perylene	**25.1**	ug/kg	7.3	1	11/12/10 16:30	11/16/10 21:21	191-24-2	
Benzo(k)fluoranthene	**23.9**	ug/kg	7.3	1	11/12/10 16:30	11/16/10 21:21	207-08-9	
Chrysene	**35.7**	ug/kg	7.3	1	11/12/10 16:30	11/16/10 21:21	218-01-9	
Dibenz(a,h)anthracene	**9.0**	ug/kg	7.3	1	11/12/10 16:30	11/16/10 21:21	53-70-3	
Fluoranthene	**67.6**	ug/kg	7.3	1	11/12/10 16:30	11/16/10 21:21	206-44-0	
Fluorene	**20.7**	ug/kg	7.3	1	11/12/10 16:30	11/16/10 21:21	86-73-7	
Indeno(1,2,3-cd)pyrene	**19.8**	ug/kg	7.3	1	11/12/10 16:30	11/16/10 21:21	193-39-5	
1-Methylnaphthalene	**44.5**	ug/kg	7.3	1	11/12/10 16:30	11/16/10 21:21	90-12-0	
2-Methylnaphthalene	**49.0**	ug/kg	7.3	1	11/12/10 16:30	11/16/10 21:21	91-57-6	
Naphthalene	**104**	ug/kg	7.3	1	11/12/10 16:30	11/16/10 21:21	91-20-3	
Phenanthrene	**92.0**	ug/kg	7.3	1	11/12/10 16:30	11/16/10 21:21	85-01-8	
Pyrene	**95.3**	ug/kg	7.3	1	11/12/10 16:30	11/16/10 21:21	129-00-0	
2-Fluorobiphenyl (S)	78	%	31-131	1	11/12/10 16:30	11/16/10 21:21	321-60-8	
Terphenyl-d14 (S)	96	%	30-133	1	11/12/10 16:30	11/16/10 21:21	1718-51-0	
8260/5035A Volatile Organics	Analytical Method: EPA 8260							
Benzene	ND	ug/kg	3.2	1		11/05/10 16:04	71-43-2	
Ethylbenzene	ND	ug/kg	3.2	1		11/05/10 16:04	100-41-4	
Toluene	ND	ug/kg	3.2	1		11/05/10 16:04	108-88-3	
Xylene (Total)	ND	ug/kg	9.7	1		11/05/10 16:04	1330-20-7	
Dibromofluoromethane (S)	104	%	80-136	1		11/05/10 16:04	1868-53-7	

This report shall not be reproduced, except in full,
without the written consent of Pace Analytical Services, Inc..

Pace Analytical Services, Inc.
940 South Harney
Seattle, WA 98108
(206)767-5060

ANALYTICAL RESULTS

Project: East Bay Redevelopment 138130
Pace Project No.: 255574

Sample: SPL-2-2 **Lab ID: 255574005** Collected: 11/02/10 13:30 Received: 11/02/10 16:45 Matrix: Solid

Results reported on a "dry-weight" basis

Parameters	Results	Units	Report Limit	DF	Prepared	Analyzed	CAS No.	Qual
8260/5035A Volatile Organics	Analytical Method: EPA 8260							
Toluene-d8 (S)	97	%	80-120	1		11/05/10 16:04	2037-26-5	
4-Bromofluorobenzene (S)	114	%	72-122	1		11/05/10 16:04	460-00-4	
1,2-Dichloroethane-d4 (S)	98	%	80-143	1		11/05/10 16:04	17060-07-0	
Percent Moisture	Analytical Method: ASTM D2974-87							
Percent Moisture	**11.3**	%	0.10	1		11/07/10 20:44		

Sample: SPL-2-3 **Lab ID: 255574006** Collected: 11/02/10 13:40 Received: 11/02/10 16:45 Matrix: Solid

Results reported on a "dry-weight" basis

Parameters	Results	Units	Report Limit	DF	Prepared	Analyzed	CAS No.	Qual
NWTPH-Dx GCS	Analytical Method: NWTPH-Dx Preparation Method: EPA 3546							
Diesel Range	**63.5**	mg/kg	22.0	1	11/07/10 14:15	11/08/10 21:48		
Motor Oil Range	**151**	mg/kg	88.0	1	11/07/10 14:15	11/08/10 21:48	64742-65-0	
n-Octacosane (S)	113	%	50-150	1	11/07/10 14:15	11/08/10 21:48	630-02-4	
o-Terphenyl (S)	111	%	50-150	1	11/07/10 14:15	11/08/10 21:48	84-15-1	
NWTPH-Gx GCV	Analytical Method: NWTPH-Gx Preparation Method: NWTPH-Gx							
Gasoline Range Organics	ND	mg/kg	6.0	1	11/06/10 17:00	11/10/10 19:12		
a,a,a-Trifluorotoluene (S)	108	%	50-150	1	11/06/10 17:00	11/10/10 19:12	98-08-8	
4-Bromofluorobenzene (S)	92	%	50-150	1	11/06/10 17:00	11/10/10 19:12	460-00-4	
6020 MET ICPMS	Analytical Method: EPA 6020							
Arsenic	**3.9**	mg/kg	0.45	20	11/10/10 10:20	11/11/10 18:51	7440-38-2	
Cadmium	ND	mg/kg	0.072	20	11/10/10 10:20	11/11/10 18:51	7440-43-9	
Copper	**21.8**	mg/kg	0.45	20	11/10/10 10:20	11/11/10 18:51	7440-50-8	
Lead	**11.6**	mg/kg	0.45	20	11/10/10 10:20	11/11/10 18:51	7439-92-1	
Nickel	**23.5**	mg/kg	0.45	20	11/10/10 10:20	11/15/10 12:55	7440-02-0	
8270 MSSV PAH by SIM	Analytical Method: EPA 8270 by SIM Preparation Method: EPA 3546							
Acenaphthene	**92.3**	ug/kg	7.4	1	11/12/10 16:30	11/16/10 22:17	83-32-9	
Acenaphthylene	**126**	ug/kg	7.4	1	11/12/10 16:30	11/16/10 22:17	208-96-8	
Anthracene	**341**	ug/kg	7.4	1	11/12/10 16:30	11/16/10 22:17	120-12-7	
Benzo(a)anthracene	**517**	ug/kg	7.4	1	11/12/10 16:30	11/16/10 22:17	56-55-3	
Benzo(a)pyrene	**601**	ug/kg	7.4	1	11/12/10 16:30	11/16/10 22:17	50-32-8	
Benzo(b)fluoranthene	**319**	ug/kg	7.4	1	11/12/10 16:30	11/16/10 22:17	205-99-2	
Benzo(g,h,i)perylene	**327**	ug/kg	7.4	1	11/12/10 16:30	11/16/10 22:17	191-24-2	
Benzo(k)fluoranthene	**365**	ug/kg	7.4	1	11/12/10 16:30	11/16/10 22:17	207-08-9	
Chrysene	**560**	ug/kg	7.4	1	11/12/10 16:30	11/16/10 22:17	218-01-9	
Dibenz(a,h)anthracene	**131**	ug/kg	7.4	1	11/12/10 16:30	11/16/10 22:17	53-70-3	
Fluoranthene	**1160**	ug/kg	7.4	1	11/12/10 16:30	11/16/10 22:17	206-44-0	
Fluorene	**280**	ug/kg	7.4	1	11/12/10 16:30	11/16/10 22:17	86-73-7	
Indeno(1,2,3-cd)pyrene	**273**	ug/kg	7.4	1	11/12/10 16:30	11/16/10 22:17	193-39-5	

This report shall not be reproduced, except in full,
without the written consent of Pace Analytical Services, Inc..

Pace Analytical Services, Inc.
940 South Harney
Seattle, WA 98108
(206)767-5060

ANALYTICAL RESULTS

Project: East Bay Redevelopment 138130
Pace Project No.: 255574

Sample: SPL-2-3 **Lab ID: 255574006** Collected: 11/02/10 13:40 Received: 11/02/10 16:45 Matrix: Solid

Results reported on a "dry-weight" basis

Parameters	Results	Units	Report Limit	DF	Prepared	Analyzed	CAS No.	Qual
8270 MSSV PAH by SIM	Analytical Method: EPA 8270 by SIM Preparation Method: EPA 3546							
1-Methylnaphthalene	**138**	ug/kg	7.4	1	11/12/10 16:30	11/16/10 22:17	90-12-0	
2-Methylnaphthalene	**179**	ug/kg	7.4	1	11/12/10 16:30	11/16/10 22:17	91-57-6	
Naphthalene	**311**	ug/kg	7.4	1	11/12/10 16:30	11/16/10 22:17	91-20-3	
Phenanthrene	**1550**	ug/kg	7.4	1	11/12/10 16:30	11/16/10 22:17	85-01-8	
Pyrene	**1490**	ug/kg	7.4	1	11/12/10 16:30	11/16/10 22:17	129-00-0	
2-Fluorobiphenyl (S)	71	%	31-131	1	11/12/10 16:30	11/16/10 22:17	321-60-8	
Terphenyl-d14 (S)	79	%	30-133	1	11/12/10 16:30	11/16/10 22:17	1718-51-0	
8260/5035A Volatile Organics	Analytical Method: EPA 8260							
Benzene	ND	ug/kg	3.4	1		11/05/10 16:22	71-43-2	
Ethylbenzene	ND	ug/kg	3.4	1		11/05/10 16:22	100-41-4	
Toluene	ND	ug/kg	3.4	1		11/05/10 16:22	108-88-3	
Xylene (Total)	ND	ug/kg	10.1	1		11/05/10 16:22	1330-20-7	
Dibromofluoromethane (S)	97	%	80-136	1		11/05/10 16:22	1868-53-7	
Toluene-d8 (S)	102	%	80-120	1		11/05/10 16:22	2037-26-5	
4-Bromofluorobenzene (S)	119	%	72-122	1		11/05/10 16:22	460-00-4	
1,2-Dichloroethane-d4 (S)	94	%	80-143	1		11/05/10 16:22	17060-07-0	
Percent Moisture	Analytical Method: ASTM D2974-87							
Percent Moisture	**10.1**	%	0.10	1		11/07/10 20:45		

Sample: Trip Blank **Lab ID: 255574007** Collected: 11/02/10 00:00 Received: 11/02/10 16:45 Matrix: Solid

Results reported on a "wet-weight" basis

Parameters	Results	Units	Report Limit	DF	Prepared	Analyzed	CAS No.	Qual
NWTPH-Gx GCV	Analytical Method: NWTPH-Gx Preparation Method: NWTPH-Gx							
Gasoline Range Organics	ND	mg/kg	5.0	1	11/06/10 17:00	11/07/10 16:09		
a,a,a-Trifluorotoluene (S)	111	%	50-150	1	11/06/10 17:00	11/07/10 16:09	98-08-8	
4-Bromofluorobenzene (S)	109	%	50-150	1	11/06/10 17:00	11/07/10 16:09	460-00-4	
8260/5035A Volatile Organics	Analytical Method: EPA 8260							
Benzene	ND	ug/kg	3.0	1		11/05/10 13:48	71-43-2	
Ethylbenzene	ND	ug/kg	3.0	1		11/05/10 13:48	100-41-4	
Toluene	ND	ug/kg	3.0	1		11/05/10 13:48	108-88-3	
Xylene (Total)	ND	ug/kg	9.0	1		11/05/10 13:48	1330-20-7	
Dibromofluoromethane (S)	104	%	80-136	1		11/05/10 13:48	1868-53-7	
Toluene-d8 (S)	97	%	80-120	1		11/05/10 13:48	2037-26-5	
4-Bromofluorobenzene (S)	109	%	72-122	1		11/05/10 13:48	460-00-4	
1,2-Dichloroethane-d4 (S)	103	%	80-143	1		11/05/10 13:48	17060-07-0	

This report shall not be reproduced, except in full,
without the written consent of Pace Analytical Services, Inc..

Pace Analytical Services, Inc.
940 South Harney
Seattle, WA 98108
(206)767-5060

QUALITY CONTROL DATA

Project: East Bay Redevelopment 138130
Pace Project No.: 255574

QC Batch: OEXT/2936 Analysis Method: NWTPH-Dx
QC Batch Method: EPA 3546 Analysis Description: NWTPH-Dx GCS
Associated Lab Samples: 255574001, 255574002, 255574003, 255574004, 255574005, 255574006

METHOD BLANK: 48641 Matrix: Solid
Associated Lab Samples: 255574001, 255574002, 255574003, 255574004, 255574005, 255574006

Parameter	Units	Blank Result	Reporting Limit	Analyzed	Qualifiers
Diesel Range	mg/kg	ND	20.0	11/08/10 13:53	
Motor Oil Range	mg/kg	ND	80.0	11/08/10 13:53	
n-Octacosane (S)	%	112	50-150	11/08/10 13:53	
o-Terphenyl (S)	%	102	50-150	11/08/10 13:53	

LABORATORY CONTROL SAMPLE: 48642

Parameter	Units	Spike Conc.	LCS Result	LCS % Rec	% Rec Limits	Qualifiers
Diesel Range	mg/kg	500	460	92	56-124	
Motor Oil Range	mg/kg	500	534	107	50-150	
n-Octacosane (S)	%			116	50-150	
o-Terphenyl (S)	%			130	50-150	

This report shall not be reproduced, except in full,
without the written consent of Pace Analytical Services, Inc..

Pace Analytical Services, Inc.
940 South Harney
Seattle, WA 98108
(206)767-5060

QUALITY CONTROL DATA

Project: East Bay Redevelopment 138130
Pace Project No.: 255574

QC Batch: GCV/2002 Analysis Method: NWTPH-Gx
QC Batch Method: NWTPH-Gx Analysis Description: NWTPH-Gx Solid GCV
Associated Lab Samples: 255574001, 255574002, 255574003, 255574004, 255574007

METHOD BLANK: 48549 Matrix: Solid
Associated Lab Samples: 255574001, 255574002, 255574003, 255574004, 255574007

Parameter	Units	Blank Result	Reporting Limit	Analyzed	Qualifiers
Gasoline Range Organics	mg/kg	ND	5.0	11/07/10 15:45	
4-Bromofluorobenzene (S)	%	120	50-150	11/07/10 15:45	
a,a,a-Trifluorotoluene (S)	%	126	50-150	11/07/10 15:45	

LABORATORY CONTROL SAMPLE: 48550

Parameter	Units	Spike Conc.	LCS Result	LCS % Rec	% Rec Limits	Qualifiers
Gasoline Range Organics	mg/kg	12.5	13.1	105	54-156	
4-Bromofluorobenzene (S)	%			91	50-150	
a,a,a-Trifluorotoluene (S)	%			98	50-150	

SAMPLE DUPLICATE: 48886

Parameter	Units	255574002 Result	Dup Result	RPD	Qualifiers
Gasoline Range Organics	mg/kg	ND	1.5J		
4-Bromofluorobenzene (S)	%	92	59	43	
a,a,a-Trifluorotoluene (S)	%	98	80	20	

This report shall not be reproduced, except in full,
without the written consent of Pace Analytical Services, Inc..

Pace Analytical Services, Inc.
940 South Harney
Seattle, WA 98108
(206)767-5060

QUALITY CONTROL DATA

Project: East Bay Redevelopment 138130
Pace Project No.: 255574

QC Batch: GCV/2007
QC Batch Method: NWTPH-Gx
Analysis Method: NWTPH-Gx
Analysis Description: NWTPH-Gx Solid GCV
Associated Lab Samples: 255574005, 255574006

METHOD BLANK: 48890 Matrix: Solid
Associated Lab Samples: 255574005, 255574006

Parameter	Units	Blank Result	Reporting Limit	Analyzed	Qualifiers
Gasoline Range Organics	mg/kg	ND	5.0	11/09/10 19:53	
4-Bromofluorobenzene (S)	%	93	50-150	11/09/10 19:53	
a,a,a-Trifluorotoluene (S)	%	100	50-150	11/09/10 19:53	

LABORATORY CONTROL SAMPLE: 48891

Parameter	Units	Spike Conc.	LCS Result	LCS % Rec	% Rec Limits	Qualifiers
Gasoline Range Organics	mg/kg	12.5	11.3	90	54-156	
4-Bromofluorobenzene (S)	%			65	50-150	
a,a,a-Trifluorotoluene (S)	%			66	50-150	

SAMPLE DUPLICATE: 49180

Parameter	Units	255590004 Result	Dup Result	RPD	Qualifiers
Gasoline Range Organics	mg/kg	ND	1.3J		
4-Bromofluorobenzene (S)	%	96	93	3	
a,a,a-Trifluorotoluene (S)	%	107	108	1	

This report shall not be reproduced, except in full,
without the written consent of Pace Analytical Services, Inc..

Pace Analytical Services, Inc.
940 South Harney
Seattle, WA 98108
(206)767-5060

QUALITY CONTROL DATA

Project: East Bay Redevelopment 138130
Pace Project No.: 255574

QC Batch: ICPM/23408 Analysis Method: EPA 6020
QC Batch Method: EPA 6020 Analysis Description: 6020 MET
Associated Lab Samples: 255574001, 255574002, 255574003, 255574004, 255574005, 255574006

METHOD BLANK: 888630 Matrix: Solid
Associated Lab Samples: 255574001, 255574002, 255574003, 255574004, 255574005, 255574006

Parameter	Units	Blank Result	Reporting Limit	Analyzed	Qualifiers
Arsenic	mg/kg	ND	0.49	11/11/10 17:41	
Cadmium	mg/kg	ND	0.078	11/11/10 17:41	
Copper	mg/kg	ND	0.49	11/11/10 17:41	
Lead	mg/kg	ND	0.49	11/11/10 17:41	
Nickel	mg/kg	ND	0.49	11/11/10 17:41	

LABORATORY CONTROL SAMPLE: 888631

Parameter	Units	Spike Conc.	LCS Result	LCS % Rec	% Rec Limits	Qualifiers
Arsenic	mg/kg	19.6	17.4	89	75-125	
Cadmium	mg/kg	19.6	17.2	88	75-125	
Copper	mg/kg	19.6	19.5	100	75-125	
Lead	mg/kg	19.6	18.8	96	75-125	
Nickel	mg/kg	19.6	19.7	100	75-125	

MATRIX SPIKE & MATRIX SPIKE DUPLICATE: 888632 888633

Parameter	Units	5043000010 Result	MS Spike Conc.	MSD Spike Conc.	MS Result	MSD Result	MS % Rec	MSD % Rec	% Rec Limits	RPD	Qual
Arsenic	mg/kg	6.6	20.7	21.1	22.5	22.7	77	76	75-125	.8	
Cadmium	mg/kg	0.19	20.7	21.1	16.8	18.8	80	88	75-125	11	
Copper	mg/kg	10.9	20.7	21.1	29.9	29.8	92	89	75-125	.4	
Lead	mg/kg	5.5	20.7	21.1	22.7	23.7	83	86	75-125	4	
Nickel	mg/kg	11.2	20.7	21.1	31.2	29.3	97	86	75-125	6	

MATRIX SPIKE SAMPLE: 888634

Parameter	Units	5043055001 Result	Spike Conc.	MS Result	MS % Rec	% Rec Limits	Qualifiers
Arsenic	mg/kg	0.87	21.4	19.4	85	75-125	
Cadmium	mg/kg	0.058	21.4	16.6	77	75-125	
Copper	mg/kg	1.9	21.4	21.0	86	75-125	
Lead	mg/kg	0.61	21.4	17.3	77	75-125	
Nickel	mg/kg	1.7	21.4	30.0	129	75-125	M6

This report shall not be reproduced, except in full,
without the written consent of Pace Analytical Services, Inc..

Pace Analytical Services, Inc.
940 South Harney
Seattle, WA 98108
(206)767-5060

QUALITY CONTROL DATA

Project: East Bay Redevelopment 138130
Pace Project No.: 255574

QC Batch: OEXT/2978 Analysis Method: EPA 8270 by SIM
QC Batch Method: EPA 3546 Analysis Description: 8270/3546 MSSV PAH by SIM
Associated Lab Samples: 255574001, 255574002, 255574003, 255574004, 255574005, 255574006

METHOD BLANK: 49322 Matrix: Solid
Associated Lab Samples: 255574001, 255574002, 255574003, 255574004, 255574005, 255574006

Parameter	Units	Blank Result	Reporting Limit	Analyzed	Qualifiers
1-Methylnaphthalene	ug/kg	ND	6.7	11/16/10 17:57	
2-Methylnaphthalene	ug/kg	ND	6.7	11/16/10 17:57	
Acenaphthene	ug/kg	ND	6.7	11/16/10 17:57	
Acenaphthylene	ug/kg	ND	6.7	11/16/10 17:57	
Anthracene	ug/kg	ND	6.7	11/16/10 17:57	
Benzo(a)anthracene	ug/kg	ND	6.7	11/16/10 17:57	
Benzo(a)pyrene	ug/kg	ND	6.7	11/16/10 17:57	
Benzo(b)fluoranthene	ug/kg	ND	6.7	11/16/10 17:57	
Benzo(g,h,i)perylene	ug/kg	ND	6.7	11/16/10 17:57	
Benzo(k)fluoranthene	ug/kg	ND	6.7	11/16/10 17:57	
Chrysene	ug/kg	ND	6.7	11/16/10 17:57	
Dibenz(a,h)anthracene	ug/kg	ND	6.7	11/16/10 17:57	
Fluoranthene	ug/kg	ND	6.7	11/16/10 17:57	
Fluorene	ug/kg	ND	6.7	11/16/10 17:57	
Indeno(1,2,3-cd)pyrene	ug/kg	ND	6.7	11/16/10 17:57	
Naphthalene	ug/kg	ND	6.7	11/16/10 17:57	
Phenanthrene	ug/kg	ND	6.7	11/16/10 17:57	
Pyrene	ug/kg	ND	6.7	11/16/10 17:57	
2-Fluorobiphenyl (S)	%	71	31-131	11/16/10 17:57	
Terphenyl-d14 (S)	%	83	30-133	11/16/10 17:57	

LABORATORY CONTROL SAMPLE: 49323

Parameter	Units	Spike Conc.	LCS Result	LCS % Rec	% Rec Limits	Qualifiers
1-Methylnaphthalene	ug/kg	133	94.9	71	37-121	
2-Methylnaphthalene	ug/kg	133	96.4	72	33-132	
Acenaphthene	ug/kg	133	96.7	73	32-127	
Acenaphthylene	ug/kg	133	91.4	69	31-134	
Anthracene	ug/kg	133	91.2	68	42-135	
Benzo(a)anthracene	ug/kg	133	102	76	43-139	
Benzo(a)pyrene	ug/kg	133	110	82	44-144	
Benzo(b)fluoranthene	ug/kg	133	110	82	42-144	
Benzo(g,h,i)perylene	ug/kg	133	107	80	46-136	
Benzo(k)fluoranthene	ug/kg	133	101	76	45-147	
Chrysene	ug/kg	133	106	79	42-144	
Dibenz(a,h)anthracene	ug/kg	133	108	81	48-142	
Fluoranthene	ug/kg	133	99.8	75	44-143	
Fluorene	ug/kg	133	99.3	74	32-146	
Indeno(1,2,3-cd)pyrene	ug/kg	133	109	81	47-140	
Naphthalene	ug/kg	133	92.3	69	35-118	
Phenanthrene	ug/kg	133	103	77	42-131	

This report shall not be reproduced, except in full,
without the written consent of Pace Analytical Services, Inc..

Pace Analytical Services, Inc.
940 South Harney
Seattle, WA 98108
(206)767-5060

QUALITY CONTROL DATA

Project: East Bay Redevelopment 138130
Pace Project No.: 255574

LABORATORY CONTROL SAMPLE: 49323

Parameter	Units	Spike Conc.	LCS Result	LCS % Rec	% Rec Limits	Qualifiers
Pyrene	ug/kg	133	107	80	47-136	
2-Fluorobiphenyl (S)	%			72	31-131	
Terphenyl-d14 (S)	%			83	30-133	

MATRIX SPIKE & MATRIX SPIKE DUPLICATE: 49336 49337

Parameter	Units	255574001 Result	MS Spike Conc.	MSD Spike Conc.	MS Result	MSD Result	MS % Rec	MSD % Rec	% Rec Limits	RPD	Qual
1-Methylnaphthalene	ug/kg	7.5	152	151	127	135	79	84	31-123	6	
2-Methylnaphthalene	ug/kg	14.8	152	151	132	142	77	84	15-146	7	
Acenaphthene	ug/kg	ND	152	151	131	119	85	77	19-141	9	
Acenaphthylene	ug/kg	ND	152	151	132	118	82	73	30-142	11	
Anthracene	ug/kg	11.9	152	151	167	122	102	73	38-137	31	R1
Benzo(a)anthracene	ug/kg	34.7	152	151	222	139	124	69	37-143	46	R1
Benzo(a)pyrene	ug/kg	40.7	152	151	238	145	130	69	33-147	48	R1
Benzo(b)fluoranthene	ug/kg	24.2	152	151	188	134	109	73	25-156	34	R1
Benzo(g,h,i)perylene	ug/kg	23.6	152	151	181	133	104	73	26-142	30	R1
Benzo(k)fluoranthene	ug/kg	26.2	152	151	189	121	108	63	35-142	44	R1
Chrysene	ug/kg	40.4	152	151	234	144	128	69	23-150	48	R1
Dibenz(a,h)anthracene	ug/kg	8.6	152	151	144	122	90	75	41-140	17	
Fluoranthene	ug/kg	70.3	152	151	375	163	201	62	25-155	79	M1,R1
Fluorene	ug/kg	7.6	152	151	165	126	104	78	33-152	27	R1
Indeno(1,2,3-cd)pyrene	ug/kg	18.6	152	151	171	128	101	72	36-139	29	R1
Naphthalene	ug/kg	20.5	152	151	133	134	74	75	25-121	.9	
Phenanthrene	ug/kg	56.6	152	151	431	169	247	75	29-141	87	M1,R1
Pyrene	ug/kg	90.6	152	151	432	188	226	65	36-145	79	M1,R1
2-Fluorobiphenyl (S)	%						77	76	31-131		
Terphenyl-d14 (S)	%						83	82	30-133		

This report shall not be reproduced, except in full,
without the written consent of Pace Analytical Services, Inc..

Pace Analytical Services, Inc.
940 South Harney
Seattle, WA 98108
(206)767-5060

QUALITY CONTROL DATA

Project: East Bay Redevelopment 138130
Pace Project No.: 255574

QC Batch: MSV/3395 Analysis Method: EPA 8260
QC Batch Method: EPA 8260 Analysis Description: 8260 MSV 5035A Volatile Organics
Associated Lab Samples: 255574001, 255574003, 255574005, 255574006, 255574007

METHOD BLANK: 48409 Matrix: Solid
Associated Lab Samples: 255574001, 255574003, 255574005, 255574006, 255574007

Parameter	Units	Blank Result	Reporting Limit	Analyzed	Qualifiers
Benzene	ug/kg	ND	3.0	11/05/10 10:30	
Ethylbenzene	ug/kg	ND	3.0	11/05/10 10:30	
Toluene	ug/kg	ND	3.0	11/05/10 10:30	
Xylene (Total)	ug/kg	ND	9.0	11/05/10 10:30	
1,2-Dichloroethane-d4 (S)	%	100	80-143	11/05/10 10:30	
4-Bromofluorobenzene (S)	%	101	72-122	11/05/10 10:30	
Dibromofluoromethane (S)	%	99	80-136	11/05/10 10:30	
Toluene-d8 (S)	%	107	80-120	11/05/10 10:30	

LABORATORY CONTROL SAMPLE & LCSD: 48410 48411

Parameter	Units	Spike Conc.	LCS Result	LCSD Result	LCS % Rec	LCSD % Rec	% Rec Limits	RPD	Max RPD	Qualifiers
Benzene	ug/kg	50	39.1	39.7	78	79	75-133	2	30	
Ethylbenzene	ug/kg	50	43.0	41.5	86	83	68-131	4	30	
Toluene	ug/kg	50	43.6	39.6	87	79	73-124	10	30	
Xylene (Total)	ug/kg	150	127	126	84	84	68-130	.4	30	
1,2-Dichloroethane-d4 (S)	%				99	101	80-143			
4-Bromofluorobenzene (S)	%				110	105	72-122			
Dibromofluoromethane (S)	%				97	107	80-136			
Toluene-d8 (S)	%				105	100	80-120			

This report shall not be reproduced, except in full,
without the written consent of Pace Analytical Services, Inc..

Pace Analytical Services, Inc.
940 South Harney
Seattle, WA 98108
(206)767-5060

QUALITY CONTROL DATA

Project: East Bay Redevelopment 138130
Pace Project No.: 255574

QC Batch: MSV/3429 Analysis Method: EPA 8260
QC Batch Method: EPA 8260 Analysis Description: 8260 MSV 5035A Volatile Organics
Associated Lab Samples: 255574002, 255574004

METHOD BLANK: 49263 Matrix: Solid
Associated Lab Samples: 255574002, 255574004

Parameter	Units	Blank Result	Reporting Limit	Analyzed	Qualifiers
Benzene	ug/kg	ND	3.0	11/11/10 18:30	
Ethylbenzene	ug/kg	ND	3.0	11/11/10 18:30	
Toluene	ug/kg	ND	3.0	11/11/10 18:30	
Xylene (Total)	ug/kg	ND	9.0	11/11/10 18:30	
1,2-Dichloroethane-d4 (S)	%	101	80-143	11/11/10 18:30	
4-Bromofluorobenzene (S)	%	106	72-122	11/11/10 18:30	
Dibromofluoromethane (S)	%	105	80-136	11/11/10 18:30	
Toluene-d8 (S)	%	106	80-120	11/11/10 18:30	

LABORATORY CONTROL SAMPLE & LCSD: 49264 49265

Parameter	Units	Spike Conc.	LCS Result	LCSD Result	LCS % Rec	LCSD % Rec	% Rec Limits	RPD	Max RPD	Qualifiers
Benzene	ug/kg	50	43.5	42.5	87	85	75-133	2	30	
Ethylbenzene	ug/kg	50	38.5	37.6	77	75	68-131	2	30	
Toluene	ug/kg	50	41.6	40.7	83	81	73-124	2	30	
Xylene (Total)	ug/kg	150	124	120	82	80	68-130	3	30	
1,2-Dichloroethane-d4 (S)	%				104	102	80-143			
4-Bromofluorobenzene (S)	%				104	106	72-122			
Dibromofluoromethane (S)	%				112	111	80-136			
Toluene-d8 (S)	%				109	108	80-120			

This report shall not be reproduced, except in full,
without the written consent of Pace Analytical Services, Inc..

Pace Analytical Services, Inc.
940 South Harney
Seattle, WA 98108
(206)767-5060

QUALITY CONTROL DATA

Project: East Bay Redevelopment 138130
Pace Project No.: 255574

QC Batch: PMST/1416 Analysis Method: ASTM D2974-87
QC Batch Method: ASTM D2974-87 Analysis Description: Dry Weight/Percent Moisture
Associated Lab Samples: 255574001, 255574002, 255574003, 255574004, 255574005, 255574006

SAMPLE DUPLICATE: 48654

Parameter	Units	255574001 Result	Dup Result	RPD	Qualifiers
Percent Moisture	%	12.3	13.5	9	

SAMPLE DUPLICATE: 48655

Parameter	Units	255604001 Result	Dup Result	RPD	Qualifiers
Percent Moisture	%	8.0	9.3	15	

This report shall not be reproduced, except in full,
without the written consent of Pace Analytical Services, Inc..

Pace Analytical Services, Inc.
940 South Harney
Seattle, WA 98108
(206)767-5060

QUALIFIERS

Project: East Bay Redevelopment 138130
Pace Project No.: 255574

DEFINITIONS

DF - Dilution Factor, if reported, represents the factor applied to the reported data due to changes in sample preparation, dilution of the sample aliquot, or moisture content.

ND - Not Detected at or above adjusted reporting limit.

J - Estimated concentration above the adjusted method detection limit and below the adjusted reporting limit.

MDL - Adjusted Method Detection Limit.

S - Surrogate

1,2-Diphenylhydrazine (8270 listed analyte) decomposes to Azobenzene.

Consistent with EPA guidelines, unrounded data are displayed and have been used to calculate % recovery and RPD values.

LCS(D) - Laboratory Control Sample (Duplicate)

MS(D) - Matrix Spike (Duplicate)

DUP - Sample Duplicate

RPD - Relative Percent Difference

N-Nitrosodiphenylamine decomposes and cannot be separated from Diphenylamine using Method 8270. The result reported for each analyte is a combined concentration.

Pace Analytical is NELAP accredited. Contact your Pace PM for the current list of accredited analytes.

LABORATORIES

PASI-M	Pace Analytical Services - Minneapolis
PASI-S	Pace Analytical Services - Seattle

ANALYTE QUALIFIERS

M1	Matrix spike recovery exceeded QC limits. Batch accepted based on laboratory control sample (LCS) recovery.
M6	Matrix spike and Matrix spike duplicate recovery not evaluated against control limits due to sample dilution.
R1	RPD value was outside control limits.

This report shall not be reproduced, except in full,
without the written consent of Pace Analytical Services, Inc..

Pace Analytical Services, Inc.
940 South Harney
Seattle, WA 98108
(206)767-5060

QUALITY CONTROL DATA CROSS REFERENCE TABLE

Project: East Bay Redevelopment 138130
Pace Project No.: 255574

Lab ID	Sample ID	QC Batch Method	QC Batch	Analytical Method	Analytical Batch
255574001	**SPL-1-1**	EPA 3546	OEXT/2936	NWTPH-Dx	GCSV/2051
255574002	**SPL-1-2**	EPA 3546	OEXT/2936	NWTPH-Dx	GCSV/2051
255574003	**SPL-1-3**	EPA 3546	OEXT/2936	NWTPH-Dx	GCSV/2051
255574004	**SPL-2-1**	EPA 3546	OEXT/2936	NWTPH-Dx	GCSV/2051
255574005	**SPL-2-2**	EPA 3546	OEXT/2936	NWTPH-Dx	GCSV/2051
255574006	**SPL-2-3**	EPA 3546	OEXT/2936	NWTPH-Dx	GCSV/2051
255574001	**SPL-1-1**	NWTPH-Gx	GCV/2002	NWTPH-Gx	GCV/2005
255574002	**SPL-1-2**	NWTPH-Gx	GCV/2002	NWTPH-Gx	GCV/2005
255574003	**SPL-1-3**	NWTPH-Gx	GCV/2002	NWTPH-Gx	GCV/2005
255574004	**SPL-2-1**	NWTPH-Gx	GCV/2002	NWTPH-Gx	GCV/2005
255574005	**SPL-2-2**	NWTPH-Gx	GCV/2007	NWTPH-Gx	GCV/2013
255574006	**SPL-2-3**	NWTPH-Gx	GCV/2007	NWTPH-Gx	GCV/2013
255574007	**Trip Blank**	NWTPH-Gx	GCV/2002	NWTPH-Gx	GCV/2005
255574001	**SPL-1-1**	EPA 6020	ICPM/23408	EPA 6020	ICPM/9523
255574002	**SPL-1-2**	EPA 6020	ICPM/23408	EPA 6020	ICPM/9523
255574003	**SPL-1-3**	EPA 6020	ICPM/23408	EPA 6020	ICPM/9523
255574004	**SPL-2-1**	EPA 6020	ICPM/23408	EPA 6020	ICPM/9523
255574005	**SPL-2-2**	EPA 6020	ICPM/23408	EPA 6020	ICPM/9523
255574006	**SPL-2-3**	EPA 6020	ICPM/23408	EPA 6020	ICPM/9523
255574001	**SPL-1-1**	EPA 3546	OEXT/2978	EPA 8270 by SIM	MSSV/1436
255574002	**SPL-1-2**	EPA 3546	OEXT/2978	EPA 8270 by SIM	MSSV/1436
255574003	**SPL-1-3**	EPA 3546	OEXT/2978	EPA 8270 by SIM	MSSV/1436
255574004	**SPL-2-1**	EPA 3546	OEXT/2978	EPA 8270 by SIM	MSSV/1436
255574005	**SPL-2-2**	EPA 3546	OEXT/2978	EPA 8270 by SIM	MSSV/1436
255574006	**SPL-2-3**	EPA 3546	OEXT/2978	EPA 8270 by SIM	MSSV/1436
255574001	**SPL-1-1**	EPA 8260	MSV/3395		
255574002	**SPL-1-2**	EPA 8260	MSV/3429		
255574003	**SPL-1-3**	EPA 8260	MSV/3395		
255574004	**SPL-2-1**	EPA 8260	MSV/3429		
255574005	**SPL-2-2**	EPA 8260	MSV/3395		
255574006	**SPL-2-3**	EPA 8260	MSV/3395		
255574007	**Trip Blank**	EPA 8260	MSV/3395		
255574001	**SPL-1-1**	ASTM D2974-87	PMST/1416		
255574002	**SPL-1-2**	ASTM D2974-87	PMST/1416		
255574003	**SPL-1-3**	ASTM D2974-87	PMST/1416		
255574004	**SPL-2-1**	ASTM D2974-87	PMST/1416		
255574005	**SPL-2-2**	ASTM D2974-87	PMST/1416		
255574006	**SPL-2-3**	ASTM D2974-87	PMST/1416		

This report shall not be reproduced, except in full,
without the written consent of Pace Analytical Services, Inc..

Pace Analytical®
www.pacelabs.com

CHAIN-OF-CUSTODY / Analytical Request Document

The Chain-of-Custody is a LEGAL DOCUMENT. All relevant fields must be completed accurately.

255574

Page: of

1391140

Section A Required Client Information:

Company: Brown + Caldwell
Address: 724 Columbia St. NW #420
Olympia, WA. 98501
Email To:
Phone: 360-943-7525 Fax: 360-943-7513
Requested Due Date/TAT:

Section B Required Project Information:

Report To: John Turk
Copy To:
Purchase Order No.:
Project Name: East Bay Redevelopment
Project Number: 138130

Section C Invoice Information:

Attention: Same as Client
Company Name:
Address:
Pace Quote Reference:
Pace Project Manager:
Pace Profile #: 22238/21

REGULATORY AGENCY

☐ NPDES ☐ GROUND WATER ☐ DRINKING WATER
☐ UST ☐ RCRA ☐ OTHER _____

Site Location STATE: _____

Section D Required Client Information

SAMPLE ID
(A-Z, 0-9 / ,-)
Sample IDs MUST BE UNIQUE

Matrix Codes MATRIX / CODE

Drinking Water	DW
Water	WT
Waste Water	WW
Product	P
Soil/Solid	SL
Oil	OL
Wipe	WP
Air	AR
Tissue	TS
Other	OT

ITEM #	SAMPLE ID	MATRIX CODE (see valid codes to left)	SAMPLE TYPE (G=GRAB C=COMP)	COLLECTED COMPOSITE START DATE	COLLECTED COMPOSITE START TIME	COLLECTED COMPOSITE END/GRAB DATE	COLLECTED COMPOSITE END/GRAB TIME	SAMPLE TEMP AT COLLECTION	# OF CONTAINERS	Preservatives: Unpreserved	H_2SO_4	HNO_3	HCl	NaOH	$Na_2S_2O_3$	Methanol	Other	Analysis Test Y/N	Metals EPA 6020A*	cPAH EPA 8270C	Dioxins/Furans 8290	BTEX 8260B	TPH-D, HO, G	Total Naphthalenes	Residual Chlorine (Y/N)	Pace Project No./ Lab I.D.
1	SPL-1-1	SL	G	11/2	1245	11/2	1245		6	X						X			X	X	X	X	X	X		
2	SPL-1-2	SL	G				1250		6	X						X			X	X	X	X	X	X		
3	SPL-1-3	SL	G				1255		6	X						X			X	X	X	X	X	X		
4	SPL-2-1	SL	G				1325		6	X						X			X	X	X	X	X	X		
5	SPL-2-2	SL	G				1330		6	X						X			X	X	X	X	X	X		
6	SPL-2-3	SL	G				1340		6	X						X			X	X	X	X	X	X		
7	Trip Blank	—	—				—		3							X				X						
8																										
9																										
10																										
11																										
12																										

Requested Analysis Filtered (Y/N)

* Dioxins to report as Separate JOB
RSM 11/03/10

ADDITIONAL COMMENTS	RELINQUISHED BY / AFFILIATION	DATE	TIME	ACCEPTED BY / AFFILIATION	DATE	TIME	SAMPLE CONDITIONS			
* Metals for Arsenic,	Meredith Smith /BC	11/2/10	1515	Kelly Cottright PCS	11/2/10	1515				
Cadmium, lead, copper, Nickel	Kelly Cottright	11/2/10	1635	Jyothi Swamy	11/2/10	1645	0.7°C	Y	N	Y

ORIGINAL

SAMPLER NAME AND SIGNATURE
PRINT Name of SAMPLER:
SIGNATURE of SAMPLER: DATE Signed (MM/DD/YY):

Temp in °C | Received on Ice (Y/N) | Custody Sealed Cooler (Y/N) | Samples Intact (Y/N)

*Important Note: By signing this form you are accepting Pace's NET 30 day payment terms and agreeing to late charges of 1.5% per month for any invoices not paid within 30 days.

Sample Container Count

CLIENT: Brown & Caldwell

Pace Analytical
www.pacelabs.com

COC PAGE 1 of 1
COC ID# 139/140

Sample Line Item	VG9H	AG1H	AG1U	BG1H	BP1U	BP2U	BP3U	BP2N	BP2S	WGFU	WGKU	DG9M	VG9W		Comments
1										3		1	2		
2										↓		↓	↓		
3															
4															
5															
6															
7												1	2		
8															
9															
10															
11															
12															Trip Blank? Yes

AG1H	1 liter HCL amber glass		BP2S	500mL H2SO4 plastic		JGFU	4oz unpreserved amber wide
AG1U	1liter unpreserved amber glass		BP2U	500mL unpreserved plastic		R	terra core kit
AG2S	500mL H2SO4 amber glass		BP2Z	500mL NaOH, Zn Ac		U	Summa Can
AG2U	500mL unpreserved amber glass		BP3C	250mL NaOH plastic		VG9H	40mL HCL clear vial
AG3S	250mL H2SO4 amber glass		BP3N	250mL HNO3 plastic		VG9T	40mL Na Thio. clear vial
BG1H	1 liter HCL clear glass		BP3S	250mL H2SO4 plastic		VG9U	40mL unpreserved **clear** vial
BG1U	1 liter unpreserved glass		BP3U	250mL unpreserved plastic		VG9W	40mL glass vial preweighted (EPA 5035)
BP1N	1 liter HNO3 plastic		DG9B	40mL Na Bisulfate amber vial		VSG	Headspace septa vial & HCL
BP1S	1 liter H2SO4 plastic		DG9H	40mL HCL amber voa vial		WGFU	4oz clear soil jar
BP1U	1 liter unpreserved plastic		DG9M	40mL MeOH clear vial		WGFX	4oz wide jar w/hexane wipe
BP1Z	1 liter NaOH, Zn, Ac		DG9T	40mL Na Thio amber vial		ZPLC	Ziploc Bag
BP2N	500mL HNO3 plastic		DG9U	40mL unpreserved **amber** vial			
BP2O	500mL NaOH plastic		I	Wipe/Swab			

Sample Condition Upon Receipt

Pace Analytical

Client Name: Brown & Caldwell Project # 255574

Courier: ☐ Fed Ex ☐ UPS ☐ USPS ☑ Client ☐ Commercial ☐ Pace Other PCS

Tracking #: _____

Custody Seal on Cooler/Box Present: ☐ Yes ☑ No Seals intact: ☐ Yes ☐ No

Packing Material: ☐ Bubble Wrap ☑ Bubble Bags ☐ None ☐ Other _____ Temp. Blank Yes ✓ No _____

Thermometer Used: 132013 or (101731962) or 226099 Type of Ice: (Wet) Blue None ☐ Samples on ice, cooling process has begun

Cooler Temperature: 0.7°C Biological Tissue is Frozen: Yes No

Temp should be above freezing ≤ 6°C

Date and Initials of person examining contents: 110210CW

Comments:

				Comments:
Chain of Custody Present:	☑Yes	☐No	☐N/A	1.
Chain of Custody Filled Out:	☑Yes	☐No	☐N/A	2.
Chain of Custody Relinquished:	☑Yes	☐No	☐N/A	3.
Sampler Name & Signature on COC:	☐Yes	☑No	☐N/A	4.
Samples Arrived within Hold Time:	☑Yes	☐No	☐N/A	5.
Short Hold Time Analysis (<72hr):	☐Yes	☑No	☐N/A	6.
Rush Turn Around Time Requested:	☐Yes	☑No	☐N/A	7.
Sufficient Volume:	☑Yes	☐No	☐N/A	8.
Correct Containers Used:	☑Yes	☐No	☐N/A	9.
-Pace Containers Used:	☑Yes	☐No	☐N/A	
Containers Intact:	☑Yes	☐No	☐N/A	10.
Filtered volume received for Dissolved tests	☐Yes	☐No	☑N/A	11.
Sample Labels match COC:	☑Yes	☐No	☐N/A	12.
-Includes date/time/ID/Analysis Matrix:				
All containers needing preservation have been checked.	☐Yes	☐No	☑N/A	13.
All containers needing preservation are found to be in compliance with EPA recommendation.	☐Yes	☐No	☑N/A	
Exceptions: VOA, coliform, TOC, O&G				Initial when completed / Lot # of added preservative
Samples checked for dechlorination:	☐Yes	☐No	☑N/A	14.
Headspace in VOA Vials (>6mm):	☐Yes	☐No	☑N/A	15.
Trip Blanks Present:	☑Yes	☐No	☐N/A	16.
Trip Blank Custody Seals Present	☑Yes	☐No	☐N/A	
Pace Trip Blank Lot # (if purchased):				

Client Notification/ Resolution: Field Data Required? Y / N

Person Contacted: _____ Date/Time: _____

Comments/ Resolution: _____

Project Manager Review: RSM Date: 11/03/10

Note: Whenever there is a discrepancy affecting North Carolina compliance samples, a copy of this form will be sent to the North Carolina DEHNR Certification Office (i.e out of hold, incorrect preservative, out of temp, incorrect containers)

Pace Analytical Services, Inc.
1700 Elm Street
Minneapolis, MN 55414
Phone: 612.607.1700
Fax: 612.607.6444

www.pacelabs.com

Report Prepared for:

Client Services
PASI Seattle
940 South Harney
Seattle WA 98108

REPORT OF LABORATORY ANALYSIS FOR PCDD/PCDF

Report Prepared Date:
November 19, 2010

Report Information:

Pace Project #: 10142530
Sample Receipt Date: 11/05/2010
Client Project #: 255572 Brown & Caldwell
Client Sub PO #: N/A
State Cert #: C755

Invoicing & Reporting Options:

The report provided has been invoiced as a Level 2 PCDD/PCDF Report. If an upgrade of this report package is requested, an additional charge may be applied.

Please review the attached invoice for accuracy and forward any questions to Nate Habte, your Pace Project Manager.

This report has been reviewed by:

November 19, 2010

Nate Habte, Project Manager
(612) 607-6407
(612) 607-6444 (fax)
natnael.habte@pacelabs.com

ACCREDITED IN ACCORDANCE WITH nelac

Report of Laboratory Analysis

This report should not be reproduced, except in full, without the written consent of Pace Analytical Services, Inc.

The results relate only to the samples included in this report.

Pace Analytical Services, Inc.
1700 Elm Street
Minneapolis, MN 55414
Phone: 612.607.1700
Fax: 612.607.6444

DISCUSSION

This report presents the results from the analyses performed on six samples submitted by a representative of Pace Analytical Services, Inc - Seattle. The samples were analyzed for the presence or absence of polychlorodibenzo-p-dioxins (PCDDs) and polychlorodibenzofurans (PCDFs) using a modified version of USEPA Method 8290. Reporting limits were based on signal-to-noise measurements.

The isotopically-labeled PCDD/PCDF internal standards in the sample extracts were recovered at 43-88%. All of the labeled standard recoveries obtained for this project were within the 40-135% target range specified in Method 8290. Also, since the quantification of the native congeners was based on isotope dilution and internal standard methodology, the data were automatically corrected for recovery and accurate values were obtained.

In some cases, interfering substances impacted the determinations of PCDD or PCDF congeners; the affected values were flagged "I" where incorrect isotope ratios were obtained or "P" where polychlorinated diphenyl ethers were present.

A laboratory method blank was prepared and analyzed with the sample batch as part of our routine quality control procedures. The results show the blank to contain trace levels of selected PCDD/PCDF congeners. With the exception of a non-2,3,7,8-substituted TCDF congener, these levels were below the calibration range of the method. The field sample extracts contained selected analytes at levels within ten times those seen in the method blank. The affected congeners were flagged "B" on the results tables and should be considered to have originated, at least partially, in the laboratory. In general, levels less than ten times the background are not considered statistically different from the background.

Laboratory and matrix spike samples were also prepared with the sample batch using clean sand or sample material that had been fortified with native standards. The results show that the spiked native compounds were recovered at 99-143%, with relative percent differences of 0.0-10.6%. These results indicate generally high degrees of accuracy and precision for these determinations. The laboratory spike exhibited an elevated recovery for OCDF and is flagged "R" on the results table. This could indicate a high bias for the OCDF results. While the method does not specify a recovery range for matrix spikes, several analytes in the matrix spikes were recovered at levels above the target range utilized by Pace Analytical. The affected analytes were flagged "R" on the matrix spike tables (based on the background subtracted results) and could indicate a high bias for these analytes.

This report shall not be reproduced, except in full,
without the written consent of Pace Analytical Services, Inc.

Pace Analytical Services, Inc.
1700 Elm Street - Suite 200
Minneapolis, MN 55414

Tel: 612-607-1700
Fax: 612- 607-6444

Minnesota Laboratory Certifications

Authority	Certificate #	Authority	Certificate #
Alabama	40770	Montana	92
Alaska	MN00064	Nebraska	
Arizona	AZ0014	Nevada	MN000642010A
Arkansas	88-0680	New Jersey (NE	MN002
California	01155CA	New Mexico	MN00064
Colorado	MN00064	New York (NEL	11647
Connecticut	PH-0256	North Carolina	27700
EPA Region 5	WD-15J	North Dakota	R-036
EPA Region 8	8TMS-Q	Ohio	4150
Florida (NELAP	E87605	Ohio VAP	CL101
Georgia (DNR)	959	Oklahoma	D9922
Guam	09-019r	Oregon (ELAP)	MN200001-005
Hawaii	SLD	Oregon (OREL	MN200001-005
Idaho	MN00064	Pennsylvania	68-00563
Illinois	200012	Saipan	MP0003
Indiana	C-MN-01	South Carolina	74003001
Indiana	C-MN-01	Tennesee	2818
Iowa	368	Tennessee	02818
Kansas	E-10167	Texas	T104704192-08
Kentucky	90062	Utah (NELAP)	PAM
Louisiana	LA0900016	Virginia	00251
Maine	2007029	Washington	C755
Maryland	322	West Virginia	9952C
Michigan	9909	Wisconsin	999407970
Minnesota	027-053-137	Wyoming	8TMS-Q
Mississippi	MN00064		

REPORT OF LABORATORY ANALYSIS

This report shall not be reproduced, except in full,
without the written consent of Pace Analytical Services, Inc.

Appendix A

Sample Management

Report No....10142530_8290

Chain of Custody

10142530

Pace Analytical®
www.pacelabs.com

Workorder: 255572 **Workorder Name:** East Bay Redevelopment 13830 **Owner Received Date:** 11/2/2010 **Results Requested By:** 11/23/2010

Report To	Subcontract To
Jennifer Gross Pace Analytical Services, Inc. 940 South Harney Seattle WA 98108 Phone (206)767-5060 Fax (206)767-5063	Pace Analytical Minnesota 1700 Elm Street Suite 200 Minneapolis, MN 55414 Phone (612)607-1700

Item	Sample ID	Sample Type	Collect Date/Time	Lab ID	Matrix	Preserved Containers: Unpreserved	Requested Analysis: 8290 Dioxins/Furans	LAB USE ONLY
1	SPL-1-1	PS	11/2/2010 12:45	255572001	Solid	1	X	
2	SPL-1-2	PS	11/2/2010 12:50	255572002	Solid	1	X	
3	SPL-1-3	PS	11/2/2010 12:55	255572003	Solid	1	X	
4	SPL-2-1	PS	11/2/2010 13:25	255572004	Solid	1	X	
5	SPL-2-2	PS	11/2/2010 13:30	255572005	Solid	1	X	
6	SPL-2-3	PS	11/2/2010 13:40	255572006	Solid	1	X	

Transfers	Released By	Date/Time	Received By	Date/Time
1	Evan Dorman	11/4/10 12:30		11/5/10 1035
2				
3				

Comments

Cooler Temperature on Receipt 3.8 °C **Custody Seal** Y or N **Received on Ice** Y or N **Samples Intact** Y or N

Sample Condition Upon Receipt

Pace Analytical

Client Name: PACE SEATTLE **Project #** 10142530

Courier: ☑ Fed Ex ☐ UPS ☐ USPS ☐ Client ☐ Commercial ☐ Pace Other _____

Tracking #: 7964 1759 9115

Optional: Proj. Due Date: Proj. Name:

Custody Seal on Cooler/Box Present: ☑ yes ☐ no Seals intact: ☑ yes ☐ no

Packing Material: ☐ Bubble Wrap ☑ Bubble Bags ☐ None ☐ Other _____ Temp Blank: Yes ✓ No _____

Thermometer Used 80344042 or 179425 **Type of Ice:** Wet Blue None ☐ Samples on ice, cooling process has begun

Cooler Temperature 3.8 **Biological Tissue is Frozen:** Yes No

Temp should be above freezing to 6°C **Comments:**

Date and initials of person examining contents: 11/5/10 MS

Chain of Custody Present:	☑Yes ☐No ☐N/A	1.
Chain of Custody Filled Out:	☑Yes ☐No ☐N/A	2.
Chain of Custody Relinquished:	☑Yes ☐No ☐N/A	3.
Sampler Name & Signature on COC:	☐Yes ☑No ☐N/A	4.
Samples Arrived within Hold Time:	☑Yes ☐No ☐N/A	5.
Short Hold Time Analysis (<72hr):	☐Yes ☑No ☐N/A	6.
Rush Turn Around Time Requested:	☐Yes ☑No ☐N/A	7.
Sufficient Volume:	☑Yes ☐No ☐N/A	8.
Correct Containers Used:	☑Yes ☐No ☐N/A	9.
-Pace Containers Used:	☑Yes ☐No ☐N/A	
Containers Intact:	☑Yes ☐No ☐N/A	10.
Filtered volume received for Dissolved tests	☐Yes ☐No ☑N/A	11.
Sample Labels match COC:	☑Yes ☐No ☐N/A	12.
-Includes date/time/ID/Analysis Matrix: SL		
All containers needing acid/base preservation have been checked. Noncompliance are noted in 13.	☐Yes ☐No ☑N/A	13. ☐ HNO3 ☐ H2SO4 ☐ NaOH ☐ HCl
All containers needing preservation are found to be in compliance with EPA recommendation.	☐Yes ☐No ☑N/A	Samp #
Exceptions: VOA,Coliform, TOC, Oil and Grease, WI-DRO (water)	☐Yes ☑No	Initial when completed / Lot # of added preservative
Samples checked for dechlorination:	☐Yes ☐No ☑N/A	14.
Headspace in VOA Vials (>6mm):	☐Yes ☐No ☑N/A	15.
Trip Blank Present:	☐Yes ☐No ☑N/A	16.
Trip Blank Custody Seals Present	☐Yes ☐No ☑N/A	
Pace Trip Blank Lot # (if purchased):		

Client Notification/ Resolution: Field Data Required? Y / N

Person Contacted: _____ Date/Time: _____

Comments/ Resolution: _____

Project Manager Review: [signature] **Date:** 11/9/10

Whenever there is a discrepancy affecting North Carolina compliance samples, a copy of this form will be sent to the North Carolina DENR.

Pace Analytical Services, Inc.
1700 Elm Street - Suite 200
Minneapolis, MN 55414

Tel: 612-607-1700
Fax: 612- 607-6444

Reporting Flags

A = Reporting Limit based on signal to noise

B = Less than 10x higher than method blank level

C = Result obtained from confirmation analysis

D = Result obtained from analysis of diluted sample

E = Exceeds calibration range

I = Interference present

J = Estimated value

Nn = Value obtained from additional analysis

P = PCDE Interference

R = Recovery outside target range

S = Peak saturated

U = Analyte not detected

V = Result verified by confirmation analysis

X = %D Exceeds limits

Y = Calculated using average of daily RFs

* = See Discussion

This report shall not be reproduced, except in full,
without the written consent of Pace Analytical Services, Inc.

Appendix B

Sample Analysis Summary

Pace Analytical Services, Inc.
1700 Elm Street - Suite 200
Minneapolis, MN 55414

Tel: 612-607-1700
Fax: 612- 607-6444

Method 8290 Sample Analysis Results

Client - PASI Seattle

Client's Sample ID	SPL-1-1		
Lab Sample ID	255572001		
Filename	F101117B_10		
Injected By	SMT		
Total Amount Extracted	11.9 g	Matrix	Solid
% Moisture	12.3	Dilution	NA
Dry Weight Extracted	10.4 g	Collected	11/02/2010 12:45
ICAL ID	F101012	Received	11/05/2010 10:15
CCal Filename(s)	F101117B_02 & F101117B_19	Extracted	11/15/2010 15:45
Method Blank ID	BLANK-26969	Analyzed	11/17/2010 20:51

Native Isomers	Conc ng/Kg	EMPC ng/Kg	EDL ng/Kg		Internal Standards	ng's Added	Percent Recovery
2,3,7,8-TCDF	ND	-----	0.200		2,3,7,8-TCDF-13C	2.00	64
Total TCDF	1.70	-----	0.200	B	2,3,7,8-TCDD-13C	2.00	66
					1,2,3,7,8-PeCDF-13C	2.00	73
2,3,7,8-TCDD	ND	-----	0.150		2,3,4,7,8-PeCDF-13C	2.00	78
Total TCDD	ND	-----	0.150		1,2,3,7,8-PeCDD-13C	2.00	84
					1,2,3,4,7,8-HxCDF-13C	2.00	60
1,2,3,7,8-PeCDF	0.14	-----	0.140	J	1,2,3,6,7,8-HxCDF-13C	2.00	61
2,3,4,7,8-PeCDF	0.18	-----	0.110	J	2,3,4,6,7,8-HxCDF-13C	2.00	60
Total PeCDF	0.50	-----	0.120	BJ	1,2,3,7,8,9-HxCDF-13C	2.00	66
					1,2,3,4,7,8-HxCDD-13C	2.00	58
1,2,3,7,8-PeCDD	ND	-----	0.120		1,2,3,6,7,8-HxCDD-13C	2.00	63
Total PeCDD	ND	-----	0.120		1,2,3,4,6,7,8-HpCDF-13C	2.00	51
					1,2,3,4,7,8,9-HpCDF-13C	2.00	51
1,2,3,4,7,8-HxCDF	-----	0.17	0.110	PI	1,2,3,4,6,7,8-HpCDD-13C	2.00	51
1,2,3,6,7,8-HxCDF	-----	0.11	0.087	I	OCDD-13C	4.00	47
2,3,4,6,7,8-HxCDF	ND	-----	0.094				
1,2,3,7,8,9-HxCDF	ND	-----	0.095		1,2,3,4-TCDD-13C	2.00	NA
Total HxCDF	0.10	-----	0.097	BJ	1,2,3,7,8,9-HxCDD-13C	2.00	NA
1,2,3,4,7,8-HxCDD	ND	-----	0.095		2,3,7,8-TCDD-37Cl4	0.20	78
1,2,3,6,7,8-HxCDD	ND	-----	0.093				
1,2,3,7,8,9-HxCDD	ND	-----	0.094				
Total HxCDD	0.26	-----	0.094	J			
1,2,3,4,6,7,8-HpCDF	0.56	-----	0.140	J	Total 2,3,7,8-TCDD		
1,2,3,4,7,8,9-HpCDF	ND	-----	0.190		Equivalence: 0.26 ng/Kg		
Total HpCDF	1.50	-----	0.170	J	(Using 2005 WHO Factors - Using PRL/2 where ND)		
1,2,3,4,6,7,8-HpCDD	1.30	-----	0.250	BJ			
Total HpCDD	3.00	-----	0.250	J			
OCDF	1.80	-----	0.210	J			
OCDD	12.00	-----	0.570				

Conc = Concentration (Totals include 2,3,7,8-substituted isomers).
EMPC = Estimated Maximum Possible Concentration
EDL = Estimated Detection Limit

ND = Not Detected
NA = Not Applicable
NC = Not Calculated

Results reported on a dry weight basis and are valid to no more than 2 significant figures.
J = Estimated value
B = Less than 10x higher than method blank level
P = PCDE Interference
I = Interference present

REPORT OF LABORATORY ANALYSIS

This report shall not be reproduced, except in full,
without the written consent of Pace Analytical Services, Inc.

Pace Analytical Services, Inc.
1700 Elm Street - Suite 200
Minneapolis, MN 55414

Tel: 612-607-1700
Fax: 612- 607-6444

Method 8290 Sample Analysis Results

Client - PASI Seattle

Client's Sample ID	SPL-1-2		
Lab Sample ID	255572002		
Filename	F101117B_11		
Injected By	SMT		
Total Amount Extracted	12.4 g	Matrix	Solid
% Moisture	13.1	Dilution	NA
Dry Weight Extracted	10.8 g	Collected	11/02/2010 12:50
ICAL ID	F101012	Received	11/05/2010 10:15
CCal Filename(s)	F101117B_02 & F101117B_19	Extracted	11/15/2010 15:45
Method Blank ID	BLANK-26969	Analyzed	11/17/2010 21:37

Native Isomers	Conc ng/Kg	EMPC ng/Kg	EDL ng/Kg		Internal Standards	ng's Added	Percent Recovery
2,3,7,8-TCDF	0.18	-----	0.14	BJ	2,3,7,8-TCDF-13C	2.00	70
Total TCDF	2.50	-----	0.14	B	2,3,7,8-TCDD-13C	2.00	69
					1,2,3,7,8-PeCDF-13C	2.00	73
2,3,7,8-TCDD	ND	-----	0.15		2,3,4,7,8-PeCDF-13C	2.00	87
Total TCDD	0.36	-----	0.15	J	1,2,3,7,8-PeCDD-13C	2.00	84
					1,2,3,4,7,8-HxCDF-13C	2.00	58
1,2,3,7,8-PeCDF	ND	-----	0.28		1,2,3,6,7,8-HxCDF-13C	2.00	68
2,3,4,7,8-PeCDF	0.21	-----	0.11	J	2,3,4,6,7,8-HxCDF-13C	2.00	63
Total PeCDF	1.70	-----	0.20	BJ	1,2,3,7,8,9-HxCDF-13C	2.00	68
					1,2,3,4,7,8-HxCDD-13C	2.00	56
1,2,3,7,8-PeCDD	0.15	-----	0.14	J	1,2,3,6,7,8-HxCDD-13C	2.00	66
Total PeCDD	0.72	-----	0.14	J	1,2,3,4,6,7,8-HpCDF-13C	2.00	52
					1,2,3,4,7,8,9-HpCDF-13C	2.00	51
1,2,3,4,7,8-HxCDF	-----	0.99	0.26	P	1,2,3,4,6,7,8-HpCDD-13C	2.00	51
1,2,3,6,7,8-HxCDF	ND	-----	0.31		OCDD-13C	4.00	50
2,3,4,6,7,8-HxCDF	ND	-----	0.31				
1,2,3,7,8,9-HxCDF	ND	-----	0.15		1,2,3,4-TCDD-13C	2.00	NA
Total HxCDF	1.70	-----	0.26	BJ	1,2,3,7,8,9-HxCDD-13C	2.00	NA
1,2,3,4,7,8-HxCDD	ND	-----	0.18		2,3,7,8-TCDD-37Cl4	0.20	71
1,2,3,6,7,8-HxCDD	0.46	-----	0.16	J			
1,2,3,7,8,9-HxCDD	-----	0.24	0.17	I			
Total HxCDD	2.70	-----	0.17	J			
1,2,3,4,6,7,8-HpCDF	2.70	-----	0.37	J	Total 2,3,7,8-TCDD		
1,2,3,4,7,8,9-HpCDF	ND	-----	0.36		Equivalence: 0.62 ng/Kg		
Total HpCDF	7.70	-----	0.37		(Using 2005 WHO Factors - Using PRL/2 where ND)		
1,2,3,4,6,7,8-HpCDD	12.00	-----	0.49				
Total HpCDD	25.00	-----	0.49				
OCDF	16.00	-----	0.36				
OCDD	120.00	-----	0.20				

Conc = Concentration (Totals include 2,3,7,8-substituted isomers).
EMPC = Estimated Maximum Possible Concentration
EDL = Estimated Detection Limit

ND = Not Detected
NA = Not Applicable
NC = Not Calculated

Results reported on a dry weight basis and are valid to no more than 2 significant figures.
J = Estimated value
B = Less than 10x higher than method blank level
P = PCDE Interference
I = Interference present

REPORT OF LABORATORY ANALYSIS

This report shall not be reproduced, except in full,
without the written consent of Pace Analytical Services, Inc.

Pace Analytical Services, Inc.
1700 Elm Street - Suite 200
Minneapolis, MN 55414

Tel: 612-607-1700
Fax: 612- 607-6444

Method 8290 Sample Analysis Results

Client - PASI Seattle

Client's Sample ID	SPL-1-3		
Lab Sample ID	255572003		
Filename	F101117B_12		
Injected By	SMT		
Total Amount Extracted	11.7 g	Matrix	Solid
% Moisture	11.6	Dilution	NA
Dry Weight Extracted	10.4 g	Collected	11/02/2010 12:55
ICAL ID	F101012	Received	11/05/2010 10:15
CCal Filename(s)	F101117B_02 & F101117B_19	Extracted	11/15/2010 15:45
Method Blank ID	BLANK-26969	Analyzed	11/17/2010 22:23

Native Isomers	Conc ng/Kg	EMPC ng/Kg	EDL ng/Kg		Internal Standards	ng's Added	Percent Recovery
2,3,7,8-TCDF	-----	0.25	0.200	I	2,3,7,8-TCDF-13C	2.00	64
Total TCDF	2.90	-----	0.200	B	2,3,7,8-TCDD-13C	2.00	64
					1,2,3,7,8-PeCDF-13C	2.00	75
2,3,7,8-TCDD	ND	-----	0.180		2,3,4,7,8-PeCDF-13C	2.00	86
Total TCDD	0.63	-----	0.180	J	1,2,3,7,8-PeCDD-13C	2.00	83
					1,2,3,4,7,8-HxCDF-13C	2.00	61
1,2,3,7,8-PeCDF	ND	-----	0.220		1,2,3,6,7,8-HxCDF-13C	2.00	64
2,3,4,7,8-PeCDF	-----	0.13	0.120	I	2,3,4,6,7,8-HxCDF-13C	2.00	63
Total PeCDF	0.70	-----	0.170	BJ	1,2,3,7,8,9-HxCDF-13C	2.00	69
					1,2,3,4,7,8-HxCDD-13C	2.00	60
1,2,3,7,8-PeCDD	ND	-----	0.160		1,2,3,6,7,8-HxCDD-13C	2.00	65
Total PeCDD	0.36	-----	0.160	J	1,2,3,4,6,7,8-HpCDF-13C	2.00	52
					1,2,3,4,7,8,9-HpCDF-13C	2.00	53
1,2,3,4,7,8-HxCDF	-----	0.28	0.130	I	1,2,3,4,6,7,8-HpCDD-13C	2.00	52
1,2,3,6,7,8-HxCDF	ND	-----	0.120		OCDD-13C	4.00	49
2,3,4,6,7,8-HxCDF	ND	-----	0.087				
1,2,3,7,8,9-HxCDF	ND	-----	0.130		1,2,3,4-TCDD-13C	2.00	NA
Total HxCDF	0.16	-----	0.120	BJ	1,2,3,7,8,9-HxCDD-13C	2.00	NA
1,2,3,4,7,8-HxCDD	ND	-----	0.130		2,3,7,8-TCDD-37Cl4	0.20	68
1,2,3,6,7,8-HxCDD	0.25	-----	0.100	J			
1,2,3,7,8,9-HxCDD	0.17	-----	0.120	J			
Total HxCDD	2.20	-----	0.120	J			
1,2,3,4,6,7,8-HpCDF	0.93	-----	0.170	J	Total 2,3,7,8-TCDD		
1,2,3,4,7,8,9-HpCDF	ND	-----	0.250		Equivalence: 0.37 ng/Kg		
Total HpCDF	2.30	-----	0.210	J	(Using 2005 WHO Factors - Using PRL/2 where ND)		
1,2,3,4,6,7,8-HpCDD	6.70	-----	0.680				
Total HpCDD	16.00	-----	0.680				
OCDF	4.10	-----	0.290	J			
OCDD	49.00	-----	0.470				

Conc = Concentration (Totals include 2,3,7,8-substituted isomers).
EMPC = Estimated Maximum Possible Concentration
EDL = Estimated Detection Limit

ND = Not Detected
NA = Not Applicable
NC = Not Calculated

Results reported on a dry weight basis and are valid to no more than 2 significant figures.
J = Estimated value
B = Less than 10x higher than method blank level
I = Interference present

REPORT OF LABORATORY ANALYSIS

This report shall not be reproduced, except in full,
without the written consent of Pace Analytical Services, Inc.

Pace Analytical Services, Inc.
1700 Elm Street - Suite 200
Minneapolis, MN 55414

Tel: 612-607-1700
Fax: 612- 607-6444

Method 8290 Sample Analysis Results

Client - PASI Seattle

Client's Sample ID	SPL-2-1		
Lab Sample ID	255572004		
Filename	F101117B_13		
Injected By	SMT		
Total Amount Extracted	11.7 g	Matrix	Solid
% Moisture	10.1	Dilution	NA
Dry Weight Extracted	10.5 g	Collected	11/02/2010 13:25
ICAL ID	F101012	Received	11/05/2010 10:15
CCal Filename(s)	F101117B_02 & F101117B_19	Extracted	11/15/2010 15:45
Method Blank ID	BLANK-26969	Analyzed	11/17/2010 23:09

Native Isomers	Conc ng/Kg	EMPC ng/Kg	EDL ng/Kg		Internal Standards	ng's Added	Percent Recovery
2,3,7,8-TCDF	-----	0.20	0.18	I	2,3,7,8-TCDF-13C	2.00	73
Total TCDF	2.80	-----	0.18	B	2,3,7,8-TCDD-13C	2.00	73
					1,2,3,7,8-PeCDF-13C	2.00	76
2,3,7,8-TCDD	ND	-----	0.14		2,3,4,7,8-PeCDF-13C	2.00	88
Total TCDD	0.17	-----	0.14	J	1,2,3,7,8-PeCDD-13C	2.00	86
					1,2,3,4,7,8-HxCDF-13C	2.00	60
1,2,3,7,8-PeCDF	ND	-----	0.23		1,2,3,6,7,8-HxCDF-13C	2.00	70
2,3,4,7,8-PeCDF	ND	-----	0.19		2,3,4,6,7,8-HxCDF-13C	2.00	67
Total PeCDF	1.80	-----	0.21	BJ	1,2,3,7,8,9-HxCDF-13C	2.00	74
					1,2,3,4,7,8-HxCDD-13C	2.00	58
1,2,3,7,8-PeCDD	0.21	-----	0.10	J	1,2,3,6,7,8-HxCDD-13C	2.00	71
Total PeCDD	0.63	-----	0.10	J	1,2,3,4,6,7,8-HpCDF-13C	2.00	53
					1,2,3,4,7,8,9-HpCDF-13C	2.00	51
1,2,3,4,7,8-HxCDF	-----	0.81	0.36	P	1,2,3,4,6,7,8-HpCDD-13C	2.00	51
1,2,3,6,7,8-HxCDF	ND	-----	0.20		OCDD-13C	4.00	49
2,3,4,6,7,8-HxCDF	ND	-----	0.23				
1,2,3,7,8,9-HxCDF	ND	-----	0.27		1,2,3,4-TCDD-13C	2.00	NA
Total HxCDF	2.10	-----	0.27	BJ	1,2,3,7,8,9-HxCDD-13C	2.00	NA
1,2,3,4,7,8-HxCDD	-----	0.26	0.19	I	2,3,7,8-TCDD-37Cl4	0.20	73
1,2,3,6,7,8-HxCDD	0.49	-----	0.19	J			
1,2,3,7,8,9-HxCDD	-----	0.35	0.20	I			
Total HxCDD	3.90	-----	0.19	J			
1,2,3,4,6,7,8-HpCDF	4.70	-----	0.31	J	Total 2,3,7,8-TCDD		
1,2,3,4,7,8,9-HpCDF	ND	-----	0.24		Equivalence: 0.65 ng/Kg		
Total HpCDF	14.00	-----	0.28		(Using 2005 WHO Factors - Using PRL/2 where ND)		
1,2,3,4,6,7,8-HpCDD	11.00	-----	0.61				
Total HpCDD	25.00	-----	0.61				
OCDF	26.00	-----	0.36				
OCDD	100.00	-----	0.82				

Conc = Concentration (Totals include 2,3,7,8-substituted isomers).
EMPC = Estimated Maximum Possible Concentration
EDL = Estimated Detection Limit

ND = Not Detected
NA = Not Applicable
NC = Not Calculated

Results reported on a dry weight basis and are valid to no more than 2 significant figures.
J = Estimated value
B = Less than 10x higher than method blank level
P = PCDE Interference
I = Interference present

REPORT OF LABORATORY ANALYSIS

This report shall not be reproduced, except in full,
without the written consent of Pace Analytical Services, Inc.

Pace Analytical Services, Inc.
1700 Elm Street - Suite 200
Minneapolis, MN 55414

Tel: 612-607-1700
Fax: 612- 607-6444

Method 8290 Sample Analysis Results

Client - PASI Seattle

Client's Sample ID	SPL-2-2		
Lab Sample ID	255572005		
Filename	F101117B_14		
Injected By	SMT		
Total Amount Extracted	12.4 g	Matrix	Solid
% Moisture	11.3	Dilution	NA
Dry Weight Extracted	11.0 g	Collected	11/02/2010 13:30
ICAL ID	F101012	Received	11/05/2010 10:15
CCal Filename(s)	F101117B_02 & F101117B_19	Extracted	11/15/2010 15:45
Method Blank ID	BLANK-26969	Analyzed	11/17/2010 23:56

Native Isomers	Conc ng/Kg	EMPC ng/Kg	EDL ng/Kg		Internal Standards	ng's Added	Percent Recovery
2,3,7,8-TCDF	-----	0.16	0.150	I	2,3,7,8-TCDF-13C	2.00	62
Total TCDF	1.500	-----	0.150	B	2,3,7,8-TCDD-13C	2.00	62
					1,2,3,7,8-PeCDF-13C	2.00	73
2,3,7,8-TCDD	ND	-----	0.120		2,3,4,7,8-PeCDF-13C	2.00	83
Total TCDD	0.130	-----	0.120	J	1,2,3,7,8-PeCDD-13C	2.00	81
					1,2,3,4,7,8-HxCDF-13C	2.00	64
1,2,3,7,8-PeCDF	ND	-----	0.210		1,2,3,6,7,8-HxCDF-13C	2.00	63
2,3,4,7,8-PeCDF	ND	-----	0.120		2,3,4,6,7,8-HxCDF-13C	2.00	64
Total PeCDF	0.400	-----	0.170	BJ	1,2,3,7,8,9-HxCDF-13C	2.00	69
					1,2,3,4,7,8-HxCDD-13C	2.00	62
1,2,3,7,8-PeCDD	ND	-----	0.190		1,2,3,6,7,8-HxCDD-13C	2.00	65
Total PeCDD	ND	-----	0.190		1,2,3,4,6,7,8-HpCDF-13C	2.00	53
					1,2,3,4,7,8,9-HpCDF-13C	2.00	53
1,2,3,4,7,8-HxCDF	0.220	-----	0.088	BJ	1,2,3,4,6,7,8-HpCDD-13C	2.00	52
1,2,3,6,7,8-HxCDF	0.091	-----	0.087	J	OCDD-13C	4.00	51
2,3,4,6,7,8-HxCDF	0.089	-----	0.070	J			
1,2,3,7,8,9-HxCDF	ND	-----	0.120		1,2,3,4-TCDD-13C	2.00	NA
Total HxCDF	0.500	-----	0.092	BJ	1,2,3,7,8,9-HxCDD-13C	2.00	NA
1,2,3,4,7,8-HxCDD	-----	0.12	0.110	I	2,3,7,8-TCDD-37Cl4	0.20	65
1,2,3,6,7,8-HxCDD	ND	-----	0.120				
1,2,3,7,8,9-HxCDD	ND	-----	0.120				
Total HxCDD	1.400	-----	0.120	J			
1,2,3,4,6,7,8-HpCDF	-----	0.40	0.140	I	Total 2,3,7,8-TCDD		
1,2,3,4,7,8,9-HpCDF	ND	-----	0.140		Equivalence: 0.28 ng/Kg		
Total HpCDF	0.860	-----	0.140	J	(Using 2005 WHO Factors - Using PRL/2 where ND)		
1,2,3,4,6,7,8-HpCDD	2.300	-----	0.220	J			
Total HpCDD	5.500	-----	0.220				
OCDF	2.400	-----	0.200	J			
OCDD	13.000	-----	0.290				

Conc = Concentration (Totals include 2,3,7,8-substituted isomers).
EMPC = Estimated Maximum Possible Concentration
EDL = Estimated Detection Limit

ND = Not Detected
NA = Not Applicable
NC = Not Calculated

Results reported on a dry weight basis and are valid to no more than 2 significant figures.
J = Estimated value
B = Less than 10x higher than method blank level
I = Interference present

REPORT OF LABORATORY ANALYSIS

This report shall not be reproduced, except in full,
without the written consent of Pace Analytical Services, Inc.

Pace Analytical Services, Inc.
1700 Elm Street - Suite 200
Minneapolis, MN 55414

Tel: 612-607-1700
Fax: 612- 607-6444

Method 8290 Sample Analysis Results

Client - PASI Seattle

Client's Sample ID	SPL-2-3		
Lab Sample ID	255572006		
Filename	F101117B_15		
Injected By	SMT		
Total Amount Extracted	11.4 g	Matrix	Solid
% Moisture	10.1	Dilution	NA
Dry Weight Extracted	10.2 g	Collected	11/02/2010 13:40
ICAL ID	F101012	Received	11/05/2010 10:15
CCal Filename(s)	F101117B_02 & F101117B_19	Extracted	11/15/2010 15:45
Method Blank ID	BLANK-26969	Analyzed	11/18/2010 00:42

Native Isomers	Conc ng/Kg	EMPC ng/Kg	EDL ng/Kg		Internal Standards	ng's Added	Percent Recovery
2,3,7,8-TCDF	0.28	-----	0.12	BJ	2,3,7,8-TCDF-13C	2.00	74
Total TCDF	10.00	-----	0.12	B	2,3,7,8-TCDD-13C	2.00	75
					1,2,3,7,8-PeCDF-13C	2.00	78
2,3,7,8-TCDD	0.80	-----	0.26	J	2,3,4,7,8-PeCDF-13C	2.00	88
Total TCDD	27.00	-----	0.26		1,2,3,7,8-PeCDD-13C	2.00	88
					1,2,3,4,7,8-HxCDF-13C	2.00	64
1,2,3,7,8-PeCDF	0.38	-----	0.22	J	1,2,3,6,7,8-HxCDF-13C	2.00	73
2,3,4,7,8-PeCDF	0.48	-----	0.25	J	2,3,4,6,7,8-HxCDF-13C	2.00	69
Total PeCDF	8.60	-----	0.23		1,2,3,7,8,9-HxCDF-13C	2.00	73
					1,2,3,4,7,8-HxCDD-13C	2.00	65
1,2,3,7,8-PeCDD	8.50	-----	0.14		1,2,3,6,7,8-HxCDD-13C	2.00	66
Total PeCDD	130.00	-----	0.14		1,2,3,4,6,7,8-HpCDF-13C	2.00	53
					1,2,3,4,7,8,9-HpCDF-13C	2.00	57
1,2,3,4,7,8-HxCDF	-----	3.1	0.20	P	1,2,3,4,6,7,8-HpCDD-13C	2.00	55
1,2,3,6,7,8-HxCDF	1.40	-----	0.30	J	OCDD-13C	4.00	57
2,3,4,6,7,8-HxCDF	0.78	-----	0.25	J			
1,2,3,7,8,9-HxCDF	0.82	-----	0.28	BJ	1,2,3,4-TCDD-13C	2.00	NA
Total HxCDF	16.00	-----	0.26		1,2,3,7,8,9-HxCDD-13C	2.00	NA
1,2,3,4,7,8-HxCDD	41.00	-----	0.96		2,3,7,8-TCDD-37Cl4	0.20	78
1,2,3,6,7,8-HxCDD	17.00	-----	0.89				
1,2,3,7,8,9-HxCDD	32.00	-----	0.82				
Total HxCDD	530.00	-----	0.89				
1,2,3,4,6,7,8-HpCDF	31.00	-----	0.72		Total 2,3,7,8-TCDD		
1,2,3,4,7,8,9-HpCDF	2.10	-----	0.83	J	Equivalence: 24 ng/Kg		
Total HpCDF	53.00	-----	0.77		(Using 2005 WHO Factors - Using PRL/2 where ND)		
1,2,3,4,6,7,8-HpCDD	410.00	-----	3.30				
Total HpCDD	1300.00	-----	3.30				
OCDF	87.00	-----	0.28				
OCDD	1300.00	-----	0.35				

Conc = Concentration (Totals include 2,3,7,8-substituted isomers).
EMPC = Estimated Maximum Possible Concentration
EDL = Estimated Detection Limit

ND = Not Detected
NA = Not Applicable
NC = Not Calculated

Results reported on a dry weight basis and are valid to no more than 2 significant figures.
J = Estimated value
B = Less than 10x higher than method blank level
P = PCDE Interference

REPORT OF LABORATORY ANALYSIS

This report shall not be reproduced, except in full,
without the written consent of Pace Analytical Services, Inc.

Pace Analytical Services, Inc.
1700 Elm Street - Suite 200
Minneapolis, MN 55414

Tel: 612-607-1700
Fax: 612- 607-6444

Method 8290 Blank Analysis Results

Lab Sample ID	BLANK-26969	Matrix	Solid
Filename	F101117B_09	Dilution	NA
Total Amount Extracted	10.4 g	Extracted	11/15/2010 15:45
ICAL ID	F101012	Analyzed	11/17/2010 20:06
CCal Filename(s)	F101117B_02 & F101117B_19	Injected By	SMT

Native Isomers	Conc ng/Kg	EMPC ng/Kg	EDL ng/Kg		Internal Standards	ng's Added	Percent Recovery
2,3,7,8-TCDF	0.20	-----	0.140	J	2,3,7,8-TCDF-13C	2.00	59
Total TCDF	1.40	-----	0.140		2,3,7,8-TCDD-13C	2.00	60
					1,2,3,7,8-PeCDF-13C	2.00	67
2,3,7,8-TCDD	ND	-----	0.160		2,3,4,7,8-PeCDF-13C	2.00	81
Total TCDD	ND	-----	0.160		1,2,3,7,8-PeCDD-13C	2.00	80
					1,2,3,4,7,8-HxCDF-13C	2.00	63
1,2,3,7,8-PeCDF	ND	-----	0.190		1,2,3,6,7,8-HxCDF-13C	2.00	71
2,3,4,7,8-PeCDF	-----	0.13	0.120	I	2,3,4,6,7,8-HxCDF-13C	2.00	68
Total PeCDF	0.22	-----	0.160	J	1,2,3,7,8,9-HxCDF-13C	2.00	76
					1,2,3,4,7,8-HxCDD-13C	2.00	59
1,2,3,7,8-PeCDD	ND	-----	0.092		1,2,3,6,7,8-HxCDD-13C	2.00	76
Total PeCDD	ND	-----	0.092		1,2,3,4,6,7,8-HpCDF-13C	2.00	57
					1,2,3,4,7,8,9-HpCDF-13C	2.00	54
1,2,3,4,7,8-HxCDF	0.17	-----	0.098	J	1,2,3,4,6,7,8-HpCDD-13C	2.00	55
1,2,3,6,7,8-HxCDF	ND	-----	0.095		OCDD-13C	4.00	54
2,3,4,6,7,8-HxCDF	ND	-----	0.078				
1,2,3,7,8,9-HxCDF	0.12	-----	0.110	J	1,2,3,4-TCDD-13C	2.00	NA
Total HxCDF	0.41	-----	0.095	J	1,2,3,7,8,9-HxCDD-13C	2.00	NA
1,2,3,4,7,8-HxCDD	ND	-----	0.071		2,3,7,8-TCDD-37Cl4	0.20	57
1,2,3,6,7,8-HxCDD	ND	-----	0.069				
1,2,3,7,8,9-HxCDD	ND	-----	0.088				
Total HxCDD	ND	-----	0.076				
1,2,3,4,6,7,8-HpCDF	-----	0.11	0.077	I	Total 2,3,7,8-TCDD		
1,2,3,4,7,8,9-HpCDF	ND	-----	0.120		Equivalence: 0.22 ng/Kg		
Total HpCDF	ND	-----	0.097		(Using 2005 WHO Factors - Using PRL/2 where ND)		
1,2,3,4,6,7,8-HpCDD	0.15	-----	0.140	J			
Total HpCDD	0.15	-----	0.140	J			
OCDF	-----	0.42	0.120	I			
OCDD	-----	0.74	0.090	I			

Conc = Concentration (Totals include 2,3,7,8-substituted isomers).
EMPC = Estimated Maximum Possible Concentration
EDL = Estimated Detection Limit

Results reported on a dry weight basis and are valid to no more than 2 significant figures.
J = Estimated value
I = Interference present

REPORT OF LABORATORY ANALYSIS

This report shall not be reproduced, except in full,
without the written consent of Pace Analytical Services, Inc.

Pace Analytical Services, Inc.
1700 Elm Street - Suite 200
Minneapolis, MN 55414

Tel: 612-607-1700
Fax: 612- 607-6444

Method 8290 Laboratory Control Spike Results

Lab Sample ID	LCS-26970		
Filename	F101117B_03	Matrix	Solid
Total Amount Extracted	10.3 g	Dilution	NA
ICAL ID	F101012	Extracted	11/15/2010 15:45
CCal Filename(s)	F101117B_02 & F101117B_19	Analyzed	11/17/2010 15:28
Method Blank ID	BLANK-26969	Injected By	SMT

Native Isomers	**Qs** (ng)	**Qm** (ng)	% Rec.	**Internal Standards**	**ng's Added**	**Percent Recovery**
2,3,7,8-TCDF	0.20	0.25	123	2,3,7,8-TCDF-13C	2.0	58
Total TCDF				2,3,7,8-TCDD-13C	2.0	60
				1,2,3,7,8-PeCDF-13C	2.0	69
2,3,7,8-TCDD	0.20	0.20	99	2,3,4,7,8-PeCDF-13C	2.0	80
Total TCDD				1,2,3,7,8-PeCDD-13C	2.0	84
				1,2,3,4,7,8-HxCDF-13C	2.0	64
1,2,3,7,8-PeCDF	1.0	1.2	115	1,2,3,6,7,8-HxCDF-13C	2.0	65
2,3,4,7,8-PeCDF	1.0	1.1	108	2,3,4,6,7,8-HxCDF-13C	2.0	65
Total PeCDF				1,2,3,7,8,9-HxCDF-13C	2.0	71
				1,2,3,4,7,8-HxCDD-13C	2.0	66
1,2,3,7,8-PeCDD	1.0	1.0	103	1,2,3,6,7,8-HxCDD-13C	2.0	65
Total PeCDD				1,2,3,4,6,7,8-HpCDF-13C	2.0	58
				1,2,3,4,7,8,9-HpCDF-13C	2.0	60
1,2,3,4,7,8-HxCDF	1.0	1.1	111	1,2,3,4,6,7,8-HpCDD-13C	2.0	63
1,2,3,6,7,8-HxCDF	1.0	1.1	110	OCDD-13C	4.0	56
2,3,4,6,7,8-HxCDF	1.0	1.1	113			
1,2,3,7,8,9-HxCDF	1.0	1.1	113	1,2,3,4-TCDD-13C	2.0	NA
Total HxCDF				1,2,3,7,8,9-HxCDD-13C	2.0	NA
1,2,3,4,7,8-HxCDD	1.0	1.1	110	2,3,7,8-TCDD-37Cl4	0.20	58
1,2,3,6,7,8-HxCDD	1.0	1.1	111			
1,2,3,7,8,9-HxCDD	1.0	1.3	125			
Total HxCDD						
1,2,3,4,6,7,8-HpCDF	1.0	1.2	115			
1,2,3,4,7,8,9-HpCDF	1.0	1.1	113			
Total HpCDF						
1,2,3,4,6,7,8-HpCDD	1.0	1.0	103			
Total HpCDD						
OCDF	2.0	2.7	135 R			
OCDD	2.0	2.4	122			

Qs = Quantity Spiked
Qm = Quantity Measured
Rec. = Recovery (Expressed as Percent)
R = Recovery outside of target range

Y = RF averaging used in calculations
Nn = Value obtained from additional analysis
NA = Not Applicable
* = See Discussion

REPORT OF LABORATORY ANALYSIS

This report shall not be reproduced, except in full,
without the written consent of Pace Analytical Services, Inc.

Pace Analytical Services, Inc.
1700 Elm Street - Suite 200
Minneapolis, MN 55414

Tel: 612-607-1700
Fax: 612- 607-6444

Method 8290 Spiked Sample Report

Client - PASI Seattle

Client's Sample ID	SPL-1-1		
Lab Sample ID	255572001-MS		
Filename	F101117B_06	Matrix	Solid
Total Amount Extracted	12.5 g	Dilution	NA
ICAL ID	F101012	Extracted	11/15/2010 15:45
CCal Filename(s)	F101117B_02 & F101117B_19	Analyzed	11/17/2010 17:47
Method Blank ID	BLANK-26969	Injected By	SMT

Native Isomers	**Qs** (ng)	**Qm** (ng)	% Rec.	**Internal Standards**	**ng's Added**	**Percent Recovery**
2,3,7,8-TCDF	0.20	0.25	127	2,3,7,8-TCDF-13C	2.00	56
				2,3,7,8-TCDD-13C	2.00	61
				1,2,3,7,8-PeCDF-13C	2.00	69
2,3,7,8-TCDD	0.20	0.21	104	2,3,4,7,8-PeCDF-13C	2.00	82
				1,2,3,7,8-PeCDD-13C	2.00	85
				1,2,3,4,7,8-HxCDF-13C	2.00	60
1,2,3,7,8-PeCDF	1.00	1.20	120	1,2,3,6,7,8-HxCDF-13C	2.00	63
2,3,4,7,8-PeCDF	1.00	1.13	113	2,3,4,6,7,8-HxCDF-13C	2.00	63
				1,2,3,7,8,9-HxCDF-13C	2.00	67
				1,2,3,4,7,8-HxCDD-13C	2.00	62
1,2,3,7,8-PeCDD	1.00	1.06	106	1,2,3,6,7,8-HxCDD-13C	2.00	63
				1,2,3,4,6,7,8-HpCDF-13C	2.00	53
				1,2,3,4,7,8,9-HpCDF-13C	2.00	53
1,2,3,4,7,8-HxCDF	1.00	1.10	110	1,2,3,4,6,7,8-HpCDD-13C	2.00	55
1,2,3,6,7,8-HxCDF	1.00	1.17	117	OCDD-13C	4.00	52
2,3,4,6,7,8-HxCDF	1.00	1.13	113			
1,2,3,7,8,9-HxCDF	1.00	1.15	115	1,2,3,4-TCDD-13C	2.00	NA
				1,2,3,7,8,9-HxCDD-13C	2.00	NA
1,2,3,4,7,8-HxCDD	1.00	1.14	114	2,3,7,8-TCDD-37Cl4	0.20	62
1,2,3,6,7,8-HxCDD	1.00	1.20	120			
1,2,3,7,8,9-HxCDD	1.00	1.25	125			
1,2,3,4,6,7,8-HpCDF	1.00	1.20	120			
1,2,3,4,7,8,9-HpCDF	1.00	1.19	119			
1,2,3,4,6,7,8-HpCDD	1.00	1.12	112			
OCDF	2.00	2.86	143 R			
OCDD	2.00	2.69	135			

Qs = Quantity Spiked Qm = Quantity Measured Rec. = Recovery (Expressed as Percent)

Results reported on a dry weight basis and are valid to no more than 2 significant figures.
R = Recovery outside target range

REPORT OF LABORATORY ANALYSIS

This report shall not be reproduced, except in full,
without the written consent of Pace Analytical Services, Inc.

Pace Analytical Services, Inc.
1700 Elm Street - Suite 200
Minneapolis, MN 55414

Tel: 612-607-1700
Fax: 612- 607-6444

Method 8290 Spiked Sample Report

Client - PASI Seattle

Client's Sample ID	SPL-1-1		
Lab Sample ID	255572001-MSD		
Filename	F101117B_07	Matrix	Solid
Total Amount Extracted	13.2 g	Dilution	NA
ICAL ID	F101012	Extracted	11/15/2010 15:45
CCal Filename(s)	F101117B_02 & F101117B_19	Analyzed	11/17/2010 18:33
Method Blank ID	BLANK-26969	Injected By	SMT

Native Isomers	**Qs** (ng)	**Qm** (ng)	% Rec.	**Internal Standards**	**ng's Added**	**Percent Recovery**
2,3,7,8-TCDF	0.20	0.25	127	2,3,7,8-TCDF-13C	2.00	52
				2,3,7,8-TCDD-13C	2.00	54
				1,2,3,7,8-PeCDF-13C	2.00	58
2,3,7,8-TCDD	0.20	0.21	105	2,3,4,7,8-PeCDF-13C	2.00	69
				1,2,3,7,8-PeCDD-13C	2.00	69
				1,2,3,4,7,8-HxCDF-13C	2.00	49
1,2,3,7,8-PeCDF	1.00	1.19	119	1,2,3,6,7,8-HxCDF-13C	2.00	57
2,3,4,7,8-PeCDF	1.00	1.10	110	2,3,4,6,7,8-HxCDF-13C	2.00	53
				1,2,3,7,8,9-HxCDF-13C	2.00	58
				1,2,3,4,7,8-HxCDD-13C	2.00	50
1,2,3,7,8-PeCDD	1.00	1.08	108	1,2,3,6,7,8-HxCDD-13C	2.00	58
				1,2,3,4,6,7,8-HpCDF-13C	2.00	45
				1,2,3,4,7,8,9-HpCDF-13C	2.00	47
1,2,3,4,7,8-HxCDF	1.00	1.10	110	1,2,3,4,6,7,8-HpCDD-13C	2.00	45
1,2,3,6,7,8-HxCDF	1.00	1.17	117	OCDD-13C	4.00	43
2,3,4,6,7,8-HxCDF	1.00	1.17	117			
1,2,3,7,8,9-HxCDF	1.00	1.15	115	1,2,3,4-TCDD-13C	2.00	NA
				1,2,3,7,8,9-HxCDD-13C	2.00	NA
1,2,3,4,7,8-HxCDD	1.00	1.12	112	2,3,7,8-TCDD-37Cl4	0.20	63
1,2,3,6,7,8-HxCDD	1.00	1.19	119			
1,2,3,7,8,9-HxCDD	1.00	1.32	132 R			
1,2,3,4,6,7,8-HpCDF	1.00	1.11	111			
1,2,3,4,7,8,9-HpCDF	1.00	1.09	109			
1,2,3,4,6,7,8-HpCDD	1.00	1.15	115			
OCDF	2.00	2.86	143 R			
OCDD	2.00	2.99	150 R			

Qs = Quantity Spiked Qm = Quantity Measured Rec. = Recovery (Expressed as Percent)

Results reported on a dry weight basis and are valid to no more than 2 significant figures.
R = Recovery outside target range

REPORT OF LABORATORY ANALYSIS

This report shall not be reproduced, except in full,
without the written consent of Pace Analytical Services, Inc.

Pace Analytical Services, Inc.
1700 Elm Street - Suite 200
Minneapolis, MN 55414

Tel: 612-607-1700
Fax: 612- 607-6444

Method 8290 Spike Sample Results

Client - PASI Seattle

Client Sample ID	SPL-1-1			Dry Weights	
Lab Sample ID	255572001	Sample Filename	F101117B_10	Sample Amount	10.4 g
MS ID	255572001-MS	MS Filename	F101117B_06	MS Amount	11.0 g
MSD ID	255572001-MSD	MSD Filename	F101117B_07	MSD Amount	11.6 g

Analyte	Sample Conc. ng/Kg	MS/MSD Qs (ng)	MS Qm (ng)	MSD Qm (ng)	RPD	Background Subtracted MS % Rec.	MSD % Rec.	RPD
2,3,7,8-TCDF	0.000	0.20	0.25	0.25	0.0	126	126	0.1
2,3,7,8-TCDD	0.000	0.20	0.21	0.21	1.4	104	105	1.4
1,2,3,7,8-PeCDF	0.142	1.00	1.20	1.19	1.2	120	119	1.2
2,3,4,7,8-PeCDF	0.182	1.00	1.13	1.10	2.1	112	110	2.1
1,2,3,7,8-PeCDD	0.000	1.00	1.06	1.08	1.7	106	108	1.7
1,2,3,4,7,8-HxCDF	0.000	1.00	1.10	1.10	0.2	110	110	0.2
1,2,3,6,7,8-HxCDF	0.000	1.00	1.17	1.17	0.1	117	117	0.1
2,3,4,6,7,8-HxCDF	0.000	1.00	1.13	1.17	3.4	113	117	3.4
1,2,3,7,8,9-HxCDF	0.000	1.00	1.15	1.15	0.1	115	115	0.1
1,2,3,4,7,8-HxCDD	0.000	1.00	1.14	1.12	1.7	113	112	1.7
1,2,3,6,7,8-HxCDD	0.000	1.00	1.20	1.19	0.7	120	119	0.7
1,2,3,7,8,9-HxCDD	0.000	1.00	1.25	1.32	5.3	125	132	5.3
1,2,3,4,6,7,8-HpCDF	0.555	1.00	1.20	1.11	8.2	120	110	8.2
1,2,3,4,7,8,9-HpCDF	0.000	1.00	1.19	1.09	8.6	119	109	8.6
1,2,3,4,6,7,8-HpCDD	1.341	1.00	1.12	1.15	2.8	110	113	2.8
OCDF	1.831	2.00	2.86	2.86	0.0	142	142	0.0
OCDD	11.706	2.00	2.69	2.99	10.6	128	143	10.8

Definitions

MS = Matrix Spike
MSD = Matrix Spike Duplicate
Qm = Quantity Measured
Qs = Quantity Spiked
% Rec. = Percent Recovery
RPD = Relative Percent Difference
NA = Not Applicable
NC = Not Calculated

CDD = Chlorinated dibenzo-p-dioxin
CDF = Chlorinated dibenzo-p-furan
T = Tetra
Pe = Penta
Hx = Hexa
Hp = Hepta
O = Octa

Pace Analytical Services, Inc.
940 South Harney
Seattle, WA 98108
(206)767-5060

November 19, 2010

Joshua Johnson
Brown & Caldwell
724 Columbia St. NW#420
Olympia, WA 98501

RE: Project: East Bay Redevelopment 138130
Pace Project No.: 255590

Dear Joshua Johnson:
Enclosed are the analytical results for sample(s) received by the laboratory on November 03, 2010. The results relate only to the samples included in this report. Results reported herein conform to the most current NELAC standards, where applicable, unless otherwise narrated in the body of the report.

If you have any questions concerning this report, please feel free to contact me.

Sincerely,

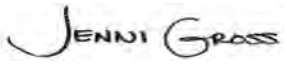

Jennifer Gross

jennifer.gross@pacelabs.com
Project Manager

Enclosures

REPORT OF LABORATORY ANALYSIS

This report shall not be reproduced, except in full,
without the written consent of Pace Analytical Services, Inc..

Pace Analytical Services, Inc.
940 South Harney
Seattle, WA 98108
(206)767-5060

CERTIFICATIONS

Project: East Bay Redevelopment 138130
Pace Project No.: 255590

Minnesota Certification IDs

1700 Elm Street SE Suite 200, Minneapolis, MN 55414
Alaska Certification #: UST-078
Alaska Certification #MN00064
Arizona Certification #: AZ-0014
Arkansas Certification #: 88-0680
California Certification #: 01155CA
EPA Region 8 Certification #: Pace
Florida/NELAP Certification #: E87605
Georgia Certification #: 959
Idaho Certification #: MN00064
Illinois Certification #: 200011
Iowa Certification #: 368
Kansas Certification #: E-10167
Louisiana Certification #: 03086
Louisiana Certification #: LA080009
Maine Certification #: 2007029
Maryland Certification #: 322
Michigan DEQ Certification #: 9909
Minnesota Certification #: 027-053-137
Mississippi Certification #: Pace
Montana Certification #: MT CERT0092
Nevada Certification #: MN_00064
Nebraska Certification #: Pace
New Jersey Certification #: MN-002
New Mexico Certification #: Pace
New York Certification #: 11647
North Carolina Certification #: 530
North Dakota Certification #: R-036
North Dakota Certification #: R-036A
Ohio VAP Certification #: CL101
Oklahoma Certification #: D9921
Oklahoma Certification #: 9507
Oregon Certification #: MN200001
Pennsylvania Certification #: 68-00563
Puerto Rico Certification
Tennessee Certification #: 02818
Texas Certification #: T104704192
Washington Certification #: C754
Wisconsin Certification #: 999407970

Washington Certification IDs

940 South Harney Street, Seattle, WA 98108
Alaska CS Certification #: UST-025
Alaska Drinking Water VOC Certification #: WA01230
Alaska Drinking Water Micro Certification #: WA01230
California Certification #: 01153CA
Florida/NELAP Certification #: E87617
Oregon Certification #: WA200007
Washington Certification #: C1229

This report shall not be reproduced, except in full,
without the written consent of Pace Analytical Services, Inc..

Pace Analytical Services, Inc.
940 South Harney
Seattle, WA 98108
(206)767-5060

SAMPLE ANALYTE COUNT

Project: East Bay Redevelopment 138130
Pace Project No.: 255590

Lab ID	Sample ID	Method	Analysts	Analytes Reported	Laboratory
255590001	**SPL-4-1**	NWTPH-Dx	DMT	4	PASI-S
		NWTPH-Gx	AY1	3	PASI-S
		EPA 6020	CJS	5	PASI-M
		EPA 8270 by SIM	DMT	20	PASI-S
		EPA 8260	LPM	8	PASI-S
		ASTM D2974-87	CC	1	PASI-S
255590002	**SPL-4-2**	NWTPH-Dx	ERB	4	PASI-S
		NWTPH-Gx	AY1	3	PASI-S
		EPA 6020	CJS	5	PASI-M
		EPA 8270 by SIM	DMT	20	PASI-S
		EPA 8260	LPM	8	PASI-S
		ASTM D2974-87	CC	1	PASI-S
255590003	**SPL-4-3**	NWTPH-Dx	ERB	4	PASI-S
		NWTPH-Gx	AY1	3	PASI-S
		EPA 6020	CJS	5	PASI-M
		EPA 8270 by SIM	DMT	20	PASI-S
		EPA 8260	LPM	8	PASI-S
		ASTM D2974-87	CC	1	PASI-S
255590004	**SPL-5-1**	NWTPH-Dx	ERB	4	PASI-S
		NWTPH-Gx	AY1	3	PASI-S
		EPA 6020	CJS	5	PASI-M
		EPA 8270 by SIM	DMT	20	PASI-S
		EPA 8260	LPM	8	PASI-S
		ASTM D2974-87	CC	1	PASI-S
255590005	**SPL-5-2**	NWTPH-Dx	ERB	4	PASI-S
		NWTPH-Gx	AY1	3	PASI-S
		EPA 6020	CJS	5	PASI-M
		EPA 8270 by SIM	DMT	20	PASI-S
		EPA 8260	LPM	8	PASI-S
		ASTM D2974-87	CC	1	PASI-S
255590006	**SPL-5-3**	NWTPH-Dx	ERB	4	PASI-S
		NWTPH-Gx	AY1	3	PASI-S
		EPA 6020	CJS	5	PASI-M
		EPA 8270 by SIM	DMT	20	PASI-S
		EPA 8260	LPM	8	PASI-S
		ASTM D2974-87	CC	1	PASI-S
255590007	**SPL-3-1**	NWTPH-Dx	ERB	4	PASI-S

This report shall not be reproduced, except in full,
without the written consent of Pace Analytical Services, Inc..

Pace Analytical Services, Inc.
940 South Harney
Seattle, WA 98108
(206)767-5060

SAMPLE ANALYTE COUNT

Project: East Bay Redevelopment 138130
Pace Project No.: 255590

Lab ID	Sample ID	Method	Analysts	Analytes Reported	Laboratory
		NWTPH-Gx	AY1	3	PASI-S
		EPA 6020	CJS	5	PASI-M
		EPA 8270 by SIM	DMT	20	PASI-S
		EPA 8260	LPM	8	PASI-S
		ASTM D2974-87	CC	1	PASI-S
255590008	**SPL-3-2**	NWTPH-Dx	ERB	4	PASI-S
		NWTPH-Gx	AY1	3	PASI-S
		EPA 6020	CJS	5	PASI-M
		EPA 8270 by SIM	DMT	20	PASI-S
		EPA 8260	LPM	8	PASI-S
		ASTM D2974-87	CC	1	PASI-S
255590009	**SPL-3-3**	NWTPH-Dx	ERB	4	PASI-S
		NWTPH-Gx	AY1	3	PASI-S
		EPA 6020	CJS	5	PASI-M
		EPA 8270 by SIM	DMT	20	PASI-S
		EPA 8260	LPM	8	PASI-S
		ASTM D2974-87	CC	1	PASI-S
255590010	**Trip Blank**	EPA 5030B/8260	LPM	8	PASI-S

This report shall not be reproduced, except in full,
without the written consent of Pace Analytical Services, Inc..

Pace Analytical Services, Inc.
940 South Harney
Seattle, WA 98108
(206)767-5060

ANALYTICAL RESULTS

Project: East Bay Redevelopment 138130
Pace Project No.: 255590

Sample: SPL-4-1 **Lab ID: 255590001** Collected: 11/03/10 10:25 Received: 11/03/10 19:30 Matrix: Solid

Results reported on a "dry-weight" basis

Parameters	Results	Units	Report Limit	DF	Prepared	Analyzed	CAS No.	Qual
NWTPH-Dx GCS	Analytical Method: NWTPH-Dx Preparation Method: EPA 3546							
Diesel Range	ND	mg/kg	21.1	1	11/12/10 12:35	11/14/10 06:13		
Motor Oil Range	ND	mg/kg	84.4	1	11/12/10 12:35	11/14/10 06:13	64742-65-0	
n-Octacosane (S)	116	%	50-150	1	11/12/10 12:35	11/14/10 06:13	630-02-4	
o-Terphenyl (S)	110	%	50-150	1	11/12/10 12:35	11/14/10 06:13	84-15-1	
NWTPH-Gx GCV	Analytical Method: NWTPH-Gx Preparation Method: NWTPH-Gx							
Gasoline Range Organics	ND	mg/kg	6.1	1	11/09/10 12:00	11/10/10 19:36		
a,a,a-Trifluorotoluene (S)	101	%	50-150	1	11/09/10 12:00	11/10/10 19:36	98-08-8	
4-Bromofluorobenzene (S)	90	%	50-150	1	11/09/10 12:00	11/10/10 19:36	460-00-4	
6020 MET ICPMS	Analytical Method: EPA 6020							
Arsenic	**2.8**	mg/kg	0.54	20	11/10/10 10:20	11/11/10 19:18	7440-38-2	
Cadmium	ND	mg/kg	0.086	20	11/10/10 10:20	11/11/10 19:18	7440-43-9	
Copper	**16.1**	mg/kg	0.54	20	11/10/10 10:20	11/11/10 19:18	7440-50-8	
Lead	**5.1**	mg/kg	0.54	20	11/10/10 10:20	11/11/10 19:18	7439-92-1	
Nickel	**30.7**	mg/kg	0.54	20	11/10/10 10:20	11/15/10 15:04	7440-02-0	
8270 MSSV PAH by SIM	Analytical Method: EPA 8270 by SIM Preparation Method: EPA 3546							
Acenaphthene	ND	ug/kg	7.4	1	11/15/10 14:30	11/17/10 15:46	83-32-9	
Acenaphthylene	**8.3**	ug/kg	7.4	1	11/15/10 14:30	11/17/10 15:46	208-96-8	
Anthracene	**8.6**	ug/kg	7.4	1	11/15/10 14:30	11/17/10 15:46	120-12-7	
Benzo(a)anthracene	**26.1**	ug/kg	7.4	1	11/15/10 14:30	11/17/10 15:46	56-55-3	
Benzo(a)pyrene	**28.9**	ug/kg	7.4	1	11/15/10 14:30	11/17/10 15:46	50-32-8	
Benzo(b)fluoranthene	**15.5**	ug/kg	7.4	1	11/15/10 14:30	11/17/10 15:46	205-99-2	
Benzo(g,h,i)perylene	**24.7**	ug/kg	7.4	1	11/15/10 14:30	11/17/10 15:46	191-24-2	
Benzo(k)fluoranthene	**24.2**	ug/kg	7.4	1	11/15/10 14:30	11/17/10 15:46	207-08-9	
Chrysene	**31.8**	ug/kg	7.4	1	11/15/10 14:30	11/17/10 15:46	218-01-9	
Dibenz(a,h)anthracene	ND	ug/kg	7.4	1	11/15/10 14:30	11/17/10 15:46	53-70-3	
Fluoranthene	**51.2**	ug/kg	7.4	1	11/15/10 14:30	11/17/10 15:46	206-44-0	
Fluorene	ND	ug/kg	7.4	1	11/15/10 14:30	11/17/10 15:46	86-73-7	
Indeno(1,2,3-cd)pyrene	**16.2**	ug/kg	7.4	1	11/15/10 14:30	11/17/10 15:46	193-39-5	
1-Methylnaphthalene	ND	ug/kg	7.4	1	11/15/10 14:30	11/17/10 15:46	90-12-0	
2-Methylnaphthalene	ND	ug/kg	7.4	1	11/15/10 14:30	11/17/10 15:46	91-57-6	
Naphthalene	**14.3**	ug/kg	7.4	1	11/15/10 14:30	11/17/10 15:46	91-20-3	
Phenanthrene	**33.9**	ug/kg	7.4	1	11/15/10 14:30	11/17/10 15:46	85-01-8	
Pyrene	**78.0**	ug/kg	7.4	1	11/15/10 14:30	11/17/10 15:46	129-00-0	
2-Fluorobiphenyl (S)	71	%	31-131	1	11/15/10 14:30	11/17/10 15:46	321-60-8	
Terphenyl-d14 (S)	78	%	30-133	1	11/15/10 14:30	11/17/10 15:46	1718-51-0	
8260/5035A Volatile Organics	Analytical Method: EPA 8260							
Benzene	ND	ug/kg	3.1	1		11/05/10 17:20	71-43-2	
Ethylbenzene	ND	ug/kg	3.1	1		11/05/10 17:20	100-41-4	
Toluene	ND	ug/kg	3.1	1		11/05/10 17:20	108-88-3	
Xylene (Total)	ND	ug/kg	9.4	1		11/05/10 17:20	1330-20-7	
Dibromofluoromethane (S)	95	%	80-136	1		11/05/10 17:20	1868-53-7	

This report shall not be reproduced, except in full,
without the written consent of Pace Analytical Services, Inc..

Pace Analytical Services, Inc.
940 South Harney
Seattle, WA 98108
(206)767-5060

ANALYTICAL RESULTS

Project: East Bay Redevelopment 138130
Pace Project No.: 255590

Sample: SPL-4-1 **Lab ID: 255590001** Collected: 11/03/10 10:25 Received: 11/03/10 19:30 Matrix: Solid

Results reported on a "dry-weight" basis

Parameters	Results	Units	Report Limit	DF	Prepared	Analyzed	CAS No.	Qual
8260/5035A Volatile Organics	Analytical Method: EPA 8260							
Toluene-d8 (S)	107	%	80-120	1		11/05/10 17:20	2037-26-5	
4-Bromofluorobenzene (S)	115	%	72-122	1		11/05/10 17:20	460-00-4	
1,2-Dichloroethane-d4 (S)	96	%	80-143	1		11/05/10 17:20	17060-07-0	
Percent Moisture	Analytical Method: ASTM D2974-87							
Percent Moisture	**9.4**	%	0.10	1		11/10/10 17:16		

Sample: SPL-4-2 **Lab ID: 255590002** Collected: 11/03/10 10:30 Received: 11/03/10 19:30 Matrix: Solid

Results reported on a "dry-weight" basis

Parameters	Results	Units	Report Limit	DF	Prepared	Analyzed	CAS No.	Qual
NWTPH-Dx GCS	Analytical Method: NWTPH-Dx Preparation Method: EPA 3546							
Diesel Range	**33.6**	mg/kg	20.8	1	11/15/10 16:05	11/16/10 22:29		
Motor Oil Range	**253**	mg/kg	83.1	1	11/15/10 16:05	11/16/10 22:29	64742-65-0	
n-Octacosane (S)	109	%	50-150	1	11/15/10 16:05	11/16/10 22:29	630-02-4	
o-Terphenyl (S)	101	%	50-150	1	11/15/10 16:05	11/16/10 22:29	84-15-1	
NWTPH-Gx GCV	Analytical Method: NWTPH-Gx Preparation Method: NWTPH-Gx							
Gasoline Range Organics	ND	mg/kg	5.9	1	11/09/10 12:00	11/10/10 20:00		
a,a,a-Trifluorotoluene (S)	110	%	50-150	1	11/09/10 12:00	11/10/10 20:00	98-08-8	
4-Bromofluorobenzene (S)	96	%	50-150	1	11/09/10 12:00	11/10/10 20:00	460-00-4	
6020 MET ICPMS	Analytical Method: EPA 6020							
Arsenic	**2.6**	mg/kg	0.39	20	11/10/10 10:20	11/11/10 19:44	7440-38-2	
Cadmium	ND	mg/kg	0.062	20	11/10/10 10:20	11/11/10 19:44	7440-43-9	
Copper	**12.9**	mg/kg	0.39	20	11/10/10 10:20	11/11/10 19:44	7440-50-8	
Lead	**3.8**	mg/kg	0.39	20	11/10/10 10:20	11/11/10 19:44	7439-92-1	
Nickel	**20.1**	mg/kg	0.39	20	11/10/10 10:20	11/15/10 15:08	7440-02-0	
8270 MSSV PAH by SIM	Analytical Method: EPA 8270 by SIM Preparation Method: EPA 3546							
Acenaphthene	ND	ug/kg	7.3	1	11/15/10 14:30	11/17/10 17:55	83-32-9	
Acenaphthylene	ND	ug/kg	7.3	1	11/15/10 14:30	11/17/10 17:55	208-96-8	
Anthracene	**8.1**	ug/kg	7.3	1	11/15/10 14:30	11/17/10 17:55	120-12-7	
Benzo(a)anthracene	**18.4**	ug/kg	7.3	1	11/15/10 14:30	11/17/10 17:55	56-55-3	
Benzo(a)pyrene	**20.7**	ug/kg	7.3	1	11/15/10 14:30	11/17/10 17:55	50-32-8	
Benzo(b)fluoranthene	**15.9**	ug/kg	7.3	1	11/15/10 14:30	11/17/10 17:55	205-99-2	
Benzo(g,h,i)perylene	**15.9**	ug/kg	7.3	1	11/15/10 14:30	11/17/10 17:55	191-24-2	
Benzo(k)fluoranthene	**13.8**	ug/kg	7.3	1	11/15/10 14:30	11/17/10 17:55	207-08-9	
Chrysene	**20.0**	ug/kg	7.3	1	11/15/10 14:30	11/17/10 17:55	218-01-9	
Dibenz(a,h)anthracene	ND	ug/kg	7.3	1	11/15/10 14:30	11/17/10 17:55	53-70-3	
Fluoranthene	**36.5**	ug/kg	7.3	1	11/15/10 14:30	11/17/10 17:55	206-44-0	
Fluorene	ND	ug/kg	7.3	1	11/15/10 14:30	11/17/10 17:55	86-73-7	
Indeno(1,2,3-cd)pyrene	**11.5**	ug/kg	7.3	1	11/15/10 14:30	11/17/10 17:55	193-39-5	

This report shall not be reproduced, except in full,
without the written consent of Pace Analytical Services, Inc..

Pace Analytical Services, Inc.
940 South Harney
Seattle, WA 98108
(206)767-5060

ANALYTICAL RESULTS

Project: East Bay Redevelopment 138130
Pace Project No.: 255590

Sample: SPL-4-2 **Lab ID: 255590002** Collected: 11/03/10 10:30 Received: 11/03/10 19:30 Matrix: Solid

Results reported on a "dry-weight" basis

Parameters	Results	Units	Report Limit	DF	Prepared	Analyzed	CAS No.	Qual
8270 MSSV PAH by SIM	Analytical Method: EPA 8270 by SIM Preparation Method: EPA 3546							
1-Methylnaphthalene	ND	ug/kg	7.3	1	11/15/10 14:30	11/17/10 17:55	90-12-0	
2-Methylnaphthalene	ND	ug/kg	7.3	1	11/15/10 14:30	11/17/10 17:55	91-57-6	
Naphthalene	ND	ug/kg	7.3	1	11/15/10 14:30	11/17/10 17:55	91-20-3	
Phenanthrene	**43.4**	ug/kg	7.3	1	11/15/10 14:30	11/17/10 17:55	85-01-8	
Pyrene	**51.7**	ug/kg	7.3	1	11/15/10 14:30	11/17/10 17:55	129-00-0	
2-Fluorobiphenyl (S)	72	%	31-131	1	11/15/10 14:30	11/17/10 17:55	321-60-8	
Terphenyl-d14 (S)	79	%	30-133	1	11/15/10 14:30	11/17/10 17:55	1718-51-0	
8260/5035A Volatile Organics	Analytical Method: EPA 8260							
Benzene	ND	ug/kg	3.0	1		11/05/10 17:39	71-43-2	
Ethylbenzene	ND	ug/kg	3.0	1		11/05/10 17:39	100-41-4	
Toluene	ND	ug/kg	3.0	1		11/05/10 17:39	108-88-3	
Xylene (Total)	ND	ug/kg	9.1	1		11/05/10 17:39	1330-20-7	
Dibromofluoromethane (S)	98	%	80-136	1		11/05/10 17:39	1868-53-7	
Toluene-d8 (S)	96	%	80-120	1		11/05/10 17:39	2037-26-5	
4-Bromofluorobenzene (S)	112	%	72-122	1		11/05/10 17:39	460-00-4	
1,2-Dichloroethane-d4 (S)	94	%	80-143	1		11/05/10 17:39	17060-07-0	
Percent Moisture	Analytical Method: ASTM D2974-87							
Percent Moisture	**9.8**	%	0.10	1		11/10/10 17:18		

Sample: SPL-4-3 **Lab ID: 255590003** Collected: 11/03/10 10:40 Received: 11/03/10 19:30 Matrix: Solid

Results reported on a "dry-weight" basis

Parameters	Results	Units	Report Limit	DF	Prepared	Analyzed	CAS No.	Qual
NWTPH-Dx GCS	Analytical Method: NWTPH-Dx Preparation Method: EPA 3546							
Diesel Range	ND	mg/kg	21.4	1	11/15/10 16:05	11/17/10 00:03		
Motor Oil Range	**150**	mg/kg	85.6	1	11/15/10 16:05	11/17/10 00:03	64742-65-0	
n-Octacosane (S)	104	%	50-150	1	11/15/10 16:05	11/17/10 00:03	630-02-4	
o-Terphenyl (S)	95	%	50-150	1	11/15/10 16:05	11/17/10 00:03	84-15-1	
NWTPH-Gx GCV	Analytical Method: NWTPH-Gx Preparation Method: NWTPH-Gx							
Gasoline Range Organics	ND	mg/kg	5.9	1	11/09/10 12:00	11/10/10 20:24		
a,a,a-Trifluorotoluene (S)	102	%	50-150	1	11/09/10 12:00	11/10/10 20:24	98-08-8	
4-Bromofluorobenzene (S)	89	%	50-150	1	11/09/10 12:00	11/10/10 20:24	460-00-4	
6020 MET ICPMS	Analytical Method: EPA 6020							
Arsenic	**3.5**	mg/kg	0.46	20	11/10/10 10:20	11/11/10 19:48	7440-38-2	
Cadmium	ND	mg/kg	0.073	20	11/10/10 10:20	11/11/10 19:48	7440-43-9	
Copper	**23.6**	mg/kg	0.46	20	11/10/10 10:20	11/11/10 19:48	7440-50-8	
Lead	**6.4**	mg/kg	0.46	20	11/10/10 10:20	11/11/10 19:48	7439-92-1	
Nickel	**31.4**	mg/kg	0.46	20	11/10/10 10:20	11/15/10 15:13	7440-02-0	

This report shall not be reproduced, except in full,
without the written consent of Pace Analytical Services, Inc..

Pace Analytical Services, Inc.
940 South Harney
Seattle, WA 98108
(206)767-5060

ANALYTICAL RESULTS

Project: East Bay Redevelopment 138130
Pace Project No.: 255590

Sample: SPL-4-3 **Lab ID: 255590003** Collected: 11/03/10 10:40 Received: 11/03/10 19:30 Matrix: Solid

Results reported on a "dry-weight" basis

Parameters	Results	Units	Report Limit	DF	Prepared	Analyzed	CAS No.	Qual
8270 MSSV PAH by SIM	Analytical Method: EPA 8270 by SIM Preparation Method: EPA 3546							
Acenaphthene	ND	ug/kg	7.1	1	11/15/10 14:30	11/17/10 18:14	83-32-9	
Acenaphthylene	ND	ug/kg	7.1	1	11/15/10 14:30	11/17/10 18:14	208-96-8	
Anthracene	ND	ug/kg	7.1	1	11/15/10 14:30	11/17/10 18:14	120-12-7	
Benzo(a)anthracene	ND	ug/kg	7.1	1	11/15/10 14:30	11/17/10 18:14	56-55-3	
Benzo(a)pyrene	**8.2**	ug/kg	7.1	1	11/15/10 14:30	11/17/10 18:14	50-32-8	
Benzo(b)fluoranthene	ND	ug/kg	7.1	1	11/15/10 14:30	11/17/10 18:14	205-99-2	
Benzo(g,h,i)perylene	**8.4**	ug/kg	7.1	1	11/15/10 14:30	11/17/10 18:14	191-24-2	
Benzo(k)fluoranthene	ND	ug/kg	7.1	1	11/15/10 14:30	11/17/10 18:14	207-08-9	
Chrysene	**9.9**	ug/kg	7.1	1	11/15/10 14:30	11/17/10 18:14	218-01-9	
Dibenz(a,h)anthracene	ND	ug/kg	7.1	1	11/15/10 14:30	11/17/10 18:14	53-70-3	
Fluoranthene	**13.0**	ug/kg	7.1	1	11/15/10 14:30	11/17/10 18:14	206-44-0	
Fluorene	ND	ug/kg	7.1	1	11/15/10 14:30	11/17/10 18:14	86-73-7	
Indeno(1,2,3-cd)pyrene	ND	ug/kg	7.1	1	11/15/10 14:30	11/17/10 18:14	193-39-5	
1-Methylnaphthalene	ND	ug/kg	7.1	1	11/15/10 14:30	11/17/10 18:14	90-12-0	
2-Methylnaphthalene	ND	ug/kg	7.1	1	11/15/10 14:30	11/17/10 18:14	91-57-6	
Naphthalene	ND	ug/kg	7.1	1	11/15/10 14:30	11/17/10 18:14	91-20-3	
Phenanthrene	**13.1**	ug/kg	7.1	1	11/15/10 14:30	11/17/10 18:14	85-01-8	
Pyrene	**20.0**	ug/kg	7.1	1	11/15/10 14:30	11/17/10 18:14	129-00-0	
2-Fluorobiphenyl (S)	67	%	31-131	1	11/15/10 14:30	11/17/10 18:14	321-60-8	
Terphenyl-d14 (S)	72	%	30-133	1	11/15/10 14:30	11/17/10 18:14	1718-51-0	
8260/5035A Volatile Organics	Analytical Method: EPA 8260							
Benzene	ND	ug/kg	3.1	1		11/05/10 17:58	71-43-2	
Ethylbenzene	ND	ug/kg	3.1	1		11/05/10 17:58	100-41-4	
Toluene	ND	ug/kg	3.1	1		11/05/10 17:58	108-88-3	
Xylene (Total)	ND	ug/kg	9.4	1		11/05/10 17:58	1330-20-7	
Dibromofluoromethane (S)	103	%	80-136	1		11/05/10 17:58	1868-53-7	
Toluene-d8 (S)	98	%	80-120	1		11/05/10 17:58	2037-26-5	
4-Bromofluorobenzene (S)	116	%	72-122	1		11/05/10 17:58	460-00-4	
1,2-Dichloroethane-d4 (S)	100	%	80-143	1		11/05/10 17:58	17060-07-0	
Percent Moisture	Analytical Method: ASTM D2974-87							
Percent Moisture	**8.4**	%	0.10	1		11/10/10 17:19		

Sample: SPL-5-1 **Lab ID: 255590004** Collected: 11/03/10 11:00 Received: 11/03/10 19:30 Matrix: Solid

Results reported on a "dry-weight" basis

Parameters	Results	Units	Report Limit	DF	Prepared	Analyzed	CAS No.	Qual
NWTPH-Dx GCS	Analytical Method: NWTPH-Dx Preparation Method: EPA 3546							
Diesel Range	ND	mg/kg	21.7	1	11/15/10 16:05	11/17/10 00:49		
Motor Oil Range	ND	mg/kg	86.6	1	11/15/10 16:05	11/17/10 00:49	64742-65-0	
n-Octacosane (S)	107	%	50-150	1	11/15/10 16:05	11/17/10 00:49	630-02-4	
o-Terphenyl (S)	100	%	50-150	1	11/15/10 16:05	11/17/10 00:49	84-15-1	

This report shall not be reproduced, except in full,
without the written consent of Pace Analytical Services, Inc..

Pace Analytical Services, Inc.
940 South Harney
Seattle, WA 98108
(206)767-5060

ANALYTICAL RESULTS

Project: East Bay Redevelopment 138130
Pace Project No.: 255590

Sample: SPL-5-1 **Lab ID: 255590004** Collected: 11/03/10 11:00 Received: 11/03/10 19:30 Matrix: Solid

Results reported on a "dry-weight" basis

Parameters	Results	Units	Report Limit	DF	Prepared	Analyzed	CAS No.	Qual
NWTPH-Gx GCV	Analytical Method: NWTPH-Gx Preparation Method: NWTPH-Gx							
Gasoline Range Organics	ND	mg/kg	6.0	1	11/09/10 12:00	11/10/10 20:48		
a,a,a-Trifluorotoluene (S)	107	%	50-150	1	11/09/10 12:00	11/10/10 20:48	98-08-8	
4-Bromofluorobenzene (S)	96	%	50-150	1	11/09/10 12:00	11/10/10 20:48	460-00-4	
6020 MET ICPMS	Analytical Method: EPA 6020							
Arsenic	**2.9**	mg/kg	0.39	20	11/10/10 10:20	11/11/10 19:53	7440-38-2	
Cadmium	ND	mg/kg	0.062	20	11/10/10 10:20	11/11/10 19:53	7440-43-9	
Copper	**13.0**	mg/kg	0.39	20	11/10/10 10:20	11/11/10 19:53	7440-50-8	
Lead	**4.4**	mg/kg	0.39	20	11/10/10 10:20	11/11/10 19:53	7439-92-1	
Nickel	**29.6**	mg/kg	0.39	20	11/10/10 10:20	11/12/10 16:15	7440-02-0	
8270 MSSV PAH by SIM	Analytical Method: EPA 8270 by SIM Preparation Method: EPA 3546							
Acenaphthene	ND	ug/kg	7.3	1	11/15/10 14:30	11/17/10 18:32	83-32-9	
Acenaphthylene	ND	ug/kg	7.3	1	11/15/10 14:30	11/17/10 18:32	208-96-8	
Anthracene	ND	ug/kg	7.3	1	11/15/10 14:30	11/17/10 18:32	120-12-7	
Benzo(a)anthracene	ND	ug/kg	7.3	1	11/15/10 14:30	11/17/10 18:32	56-55-3	
Benzo(a)pyrene	ND	ug/kg	7.3	1	11/15/10 14:30	11/17/10 18:32	50-32-8	
Benzo(b)fluoranthene	ND	ug/kg	7.3	1	11/15/10 14:30	11/17/10 18:32	205-99-2	
Benzo(g,h,i)perylene	ND	ug/kg	7.3	1	11/15/10 14:30	11/17/10 18:32	191-24-2	
Benzo(k)fluoranthene	ND	ug/kg	7.3	1	11/15/10 14:30	11/17/10 18:32	207-08-9	
Chrysene	**8.0**	ug/kg	7.3	1	11/15/10 14:30	11/17/10 18:32	218-01-9	
Dibenz(a,h)anthracene	ND	ug/kg	7.3	1	11/15/10 14:30	11/17/10 18:32	53-70-3	
Fluoranthene	**10**	ug/kg	7.3	1	11/15/10 14:30	11/17/10 18:32	206-44-0	
Fluorene	ND	ug/kg	7.3	1	11/15/10 14:30	11/17/10 18:32	86-73-7	
Indeno(1,2,3-cd)pyrene	ND	ug/kg	7.3	1	11/15/10 14:30	11/17/10 18:32	193-39-5	
1-Methylnaphthalene	ND	ug/kg	7.3	1	11/15/10 14:30	11/17/10 18:32	90-12-0	
2-Methylnaphthalene	ND	ug/kg	7.3	1	11/15/10 14:30	11/17/10 18:32	91-57-6	
Naphthalene	ND	ug/kg	7.3	1	11/15/10 14:30	11/17/10 18:32	91-20-3	
Phenanthrene	**8.0**	ug/kg	7.3	1	11/15/10 14:30	11/17/10 18:32	85-01-8	
Pyrene	**14.5**	ug/kg	7.3	1	11/15/10 14:30	11/17/10 18:32	129-00-0	
2-Fluorobiphenyl (S)	75	%	31-131	1	11/15/10 14:30	11/17/10 18:32	321-60-8	
Terphenyl-d14 (S)	73	%	30-133	1	11/15/10 14:30	11/17/10 18:32	1718-51-0	
8260/5035A Volatile Organics	Analytical Method: EPA 8260							
Benzene	ND	ug/kg	3.0	1		11/11/10 20:42	71-43-2	
Ethylbenzene	ND	ug/kg	3.0	1		11/11/10 20:42	100-41-4	
Toluene	ND	ug/kg	3.0	1		11/11/10 20:42	108-88-3	
Xylene (Total)	ND	ug/kg	9.1	1		11/11/10 20:42	1330-20-7	
Dibromofluoromethane (S)	102	%	80-136	1		11/11/10 20:42	1868-53-7	
Toluene-d8 (S)	103	%	80-120	1		11/11/10 20:42	2037-26-5	
4-Bromofluorobenzene (S)	120	%	72-122	1		11/11/10 20:42	460-00-4	
1,2-Dichloroethane-d4 (S)	103	%	80-143	1		11/11/10 20:42	17060-07-0	
Percent Moisture	Analytical Method: ASTM D2974-87							
Percent Moisture	**10.1**	%	0.10	1		11/10/10 17:29		

This report shall not be reproduced, except in full,
without the written consent of Pace Analytical Services, Inc..

Pace Analytical Services, Inc.
940 South Harney
Seattle, WA 98108
(206)767-5060

ANALYTICAL RESULTS

Project: East Bay Redevelopment 138130
Pace Project No.: 255590

Sample: SPL-5-2 **Lab ID: 255590005** Collected: 11/03/10 11:05 Received: 11/03/10 19:30 Matrix: Solid

Results reported on a "dry-weight" basis

Parameters	Results	Units	Report Limit	DF	Prepared	Analyzed	CAS No.	Qual
NWTPH-Dx GCS	Analytical Method: NWTPH-Dx Preparation Method: EPA 3546							
Diesel Range	ND	mg/kg	21.8	1	11/15/10 16:05	11/17/10 02:22		
Motor Oil Range	ND	mg/kg	87.2	1	11/15/10 16:05	11/17/10 02:22	64742-65-0	
n-Octacosane (S)	111	%	50-150	1	11/15/10 16:05	11/17/10 02:22	630-02-4	
o-Terphenyl (S)	104	%	50-150	1	11/15/10 16:05	11/17/10 02:22	84-15-1	
NWTPH-Gx GCV	Analytical Method: NWTPH-Gx Preparation Method: NWTPH-Gx							
Gasoline Range Organics	ND	mg/kg	5.8	1	11/09/10 12:00	11/10/10 21:36		
a,a,a-Trifluorotoluene (S)	113	%	50-150	1	11/09/10 12:00	11/10/10 21:36	98-08-8	
4-Bromofluorobenzene (S)	102	%	50-150	1	11/09/10 12:00	11/10/10 21:36	460-00-4	
6020 MET ICPMS	Analytical Method: EPA 6020							
Arsenic	**4.6**	mg/kg	0.41	20	11/10/10 10:20	11/11/10 19:57	7440-38-2	
Cadmium	ND	mg/kg	0.066	20	11/10/10 10:20	11/11/10 19:57	7440-43-9	
Copper	**29.0**	mg/kg	0.41	20	11/10/10 10:20	11/11/10 19:57	7440-50-8	
Lead	**6.9**	mg/kg	0.41	20	11/10/10 10:20	11/11/10 19:57	7439-92-1	
Nickel	**28.8**	mg/kg	0.41	20	11/10/10 10:20	11/12/10 16:19	7440-02-0	
8270 MSSV PAH by SIM	Analytical Method: EPA 8270 by SIM Preparation Method: EPA 3546							
Acenaphthene	ND	ug/kg	7.5	1	11/15/10 14:30	11/17/10 18:51	83-32-9	
Acenaphthylene	ND	ug/kg	7.5	1	11/15/10 14:30	11/17/10 18:51	208-96-8	
Anthracene	ND	ug/kg	7.5	1	11/15/10 14:30	11/17/10 18:51	120-12-7	
Benzo(a)anthracene	**16.9**	ug/kg	7.5	1	11/15/10 14:30	11/17/10 18:51	56-55-3	
Benzo(a)pyrene	**19.3**	ug/kg	7.5	1	11/15/10 14:30	11/17/10 18:51	50-32-8	
Benzo(b)fluoranthene	**13.8**	ug/kg	7.5	1	11/15/10 14:30	11/17/10 18:51	205-99-2	
Benzo(g,h,i)perylene	**13.3**	ug/kg	7.5	1	11/15/10 14:30	11/17/10 18:51	191-24-2	
Benzo(k)fluoranthene	**12.5**	ug/kg	7.5	1	11/15/10 14:30	11/17/10 18:51	207-08-9	
Chrysene	**19.5**	ug/kg	7.5	1	11/15/10 14:30	11/17/10 18:51	218-01-9	
Dibenz(a,h)anthracene	ND	ug/kg	7.5	1	11/15/10 14:30	11/17/10 18:51	53-70-3	
Fluoranthene	**31.0**	ug/kg	7.5	1	11/15/10 14:30	11/17/10 18:51	206-44-0	
Fluorene	ND	ug/kg	7.5	1	11/15/10 14:30	11/17/10 18:51	86-73-7	
Indeno(1,2,3-cd)pyrene	**9.9**	ug/kg	7.5	1	11/15/10 14:30	11/17/10 18:51	193-39-5	
1-Methylnaphthalene	ND	ug/kg	7.5	1	11/15/10 14:30	11/17/10 18:51	90-12-0	
2-Methylnaphthalene	ND	ug/kg	7.5	1	11/15/10 14:30	11/17/10 18:51	91-57-6	
Naphthalene	ND	ug/kg	7.5	1	11/15/10 14:30	11/17/10 18:51	91-20-3	
Phenanthrene	**21.2**	ug/kg	7.5	1	11/15/10 14:30	11/17/10 18:51	85-01-8	
Pyrene	**46.3**	ug/kg	7.5	1	11/15/10 14:30	11/17/10 18:51	129-00-0	
2-Fluorobiphenyl (S)	73	%	31-131	1	11/15/10 14:30	11/17/10 18:51	321-60-8	
Terphenyl-d14 (S)	79	%	30-133	1	11/15/10 14:30	11/17/10 18:51	1718-51-0	
8260/5035A Volatile Organics	Analytical Method: EPA 8260							
Benzene	ND	ug/kg	2.9	1		11/11/10 21:01	71-43-2	
Ethylbenzene	ND	ug/kg	2.9	1		11/11/10 21:01	100-41-4	
Toluene	ND	ug/kg	2.9	1		11/11/10 21:01	108-88-3	
Xylene (Total)	ND	ug/kg	8.6	1		11/11/10 21:01	1330-20-7	
Dibromofluoromethane (S)	103	%	80-136	1		11/11/10 21:01	1868-53-7	

This report shall not be reproduced, except in full,
without the written consent of Pace Analytical Services, Inc..

Pace Analytical Services, Inc.
940 South Harney
Seattle, WA 98108
(206)767-5060

ANALYTICAL RESULTS

Project: East Bay Redevelopment 138130
Pace Project No.: 255590

Sample: SPL-5-2 **Lab ID: 255590005** Collected: 11/03/10 11:05 Received: 11/03/10 19:30 Matrix: Solid

Results reported on a "dry-weight" basis

Parameters	Results	Units	Report Limit	DF	Prepared	Analyzed	CAS No.	Qual
8260/5035A Volatile Organics	Analytical Method: EPA 8260							
Toluene-d8 (S)	101	%	80-120	1		11/11/10 21:01	2037-26-5	
4-Bromofluorobenzene (S)	118	%	72-122	1		11/11/10 21:01	460-00-4	
1,2-Dichloroethane-d4 (S)	104	%	80-143	1		11/11/10 21:01	17060-07-0	
Percent Moisture	Analytical Method: ASTM D2974-87							
Percent Moisture	**10.4**	%	0.10	1		11/10/10 17:31		

Sample: SPL-5-3 **Lab ID: 255590006** Collected: 11/03/10 11:10 Received: 11/03/10 19:30 Matrix: Solid

Results reported on a "dry-weight" basis

Parameters	Results	Units	Report Limit	DF	Prepared	Analyzed	CAS No.	Qual
NWTPH-Dx GCS	Analytical Method: NWTPH-Dx Preparation Method: EPA 3546							
Diesel Range	ND	mg/kg	20.4	1	11/15/10 16:05	11/17/10 03:09		
Motor Oil Range	ND	mg/kg	81.4	1	11/15/10 16:05	11/17/10 03:09	64742-65-0	
n-Octacosane (S)	109	%	50-150	1	11/15/10 16:05	11/17/10 03:09	630-02-4	
o-Terphenyl (S)	103	%	50-150	1	11/15/10 16:05	11/17/10 03:09	84-15-1	
NWTPH-Gx GCV	Analytical Method: NWTPH-Gx Preparation Method: NWTPH-Gx							
Gasoline Range Organics	ND	mg/kg	5.6	1	11/12/10 17:00	11/13/10 04:56		
a,a,a-Trifluorotoluene (S)	92	%	50-150	1	11/12/10 17:00	11/13/10 04:56	98-08-8	
4-Bromofluorobenzene (S)	93	%	50-150	1	11/12/10 17:00	11/13/10 04:56	460-00-4	
6020 MET ICPMS	Analytical Method: EPA 6020							
Arsenic	**2.6**	mg/kg	0.42	20	11/10/10 10:20	11/11/10 20:02	7440-38-2	
Cadmium	ND	mg/kg	0.067	20	11/10/10 10:20	11/11/10 20:02	7440-43-9	
Copper	**10.7**	mg/kg	0.42	20	11/10/10 10:20	11/11/10 20:02	7440-50-8	
Lead	**1.8**	mg/kg	0.42	20	11/10/10 10:20	11/11/10 20:02	7439-92-1	
Nickel	**34.4**	mg/kg	0.42	20	11/10/10 10:20	11/12/10 16:24	7440-02-0	
8270 MSSV PAH by SIM	Analytical Method: EPA 8270 by SIM Preparation Method: EPA 3546							
Acenaphthene	ND	ug/kg	7.2	1	11/15/10 14:30	11/17/10 16:42	83-32-9	
Acenaphthylene	ND	ug/kg	7.2	1	11/15/10 14:30	11/17/10 16:42	208-96-8	
Anthracene	ND	ug/kg	7.2	1	11/15/10 14:30	11/17/10 16:42	120-12-7	
Benzo(a)anthracene	ND	ug/kg	7.2	1	11/15/10 14:30	11/17/10 16:42	56-55-3	
Benzo(a)pyrene	ND	ug/kg	7.2	1	11/15/10 14:30	11/17/10 16:42	50-32-8	
Benzo(b)fluoranthene	ND	ug/kg	7.2	1	11/15/10 14:30	11/17/10 16:42	205-99-2	
Benzo(g,h,i)perylene	ND	ug/kg	7.2	1	11/15/10 14:30	11/17/10 16:42	191-24-2	
Benzo(k)fluoranthene	ND	ug/kg	7.2	1	11/15/10 14:30	11/17/10 16:42	207-08-9	
Chrysene	ND	ug/kg	7.2	1	11/15/10 14:30	11/17/10 16:42	218-01-9	
Dibenz(a,h)anthracene	ND	ug/kg	7.2	1	11/15/10 14:30	11/17/10 16:42	53-70-3	
Fluoranthene	ND	ug/kg	7.2	1	11/15/10 14:30	11/17/10 16:42	206-44-0	
Fluorene	ND	ug/kg	7.2	1	11/15/10 14:30	11/17/10 16:42	86-73-7	
Indeno(1,2,3-cd)pyrene	ND	ug/kg	7.2	1	11/15/10 14:30	11/17/10 16:42	193-39-5	

This report shall not be reproduced, except in full,
without the written consent of Pace Analytical Services, Inc..

Pace Analytical Services, Inc.
940 South Harney
Seattle, WA 98108
(206)767-5060

ANALYTICAL RESULTS

Project: East Bay Redevelopment 138130
Pace Project No.: 255590

Sample: SPL-5-3 **Lab ID: 255590006** Collected: 11/03/10 11:10 Received: 11/03/10 19:30 Matrix: Solid

Results reported on a "dry-weight" basis

Parameters	Results	Units	Report Limit	DF	Prepared	Analyzed	CAS No.	Qual
8270 MSSV PAH by SIM	Analytical Method: EPA 8270 by SIM Preparation Method: EPA 3546							
1-Methylnaphthalene	ND	ug/kg	7.2	1	11/15/10 14:30	11/17/10 16:42	90-12-0	
2-Methylnaphthalene	ND	ug/kg	7.2	1	11/15/10 14:30	11/17/10 16:42	91-57-6	
Naphthalene	ND	ug/kg	7.2	1	11/15/10 14:30	11/17/10 16:42	91-20-3	
Phenanthrene	ND	ug/kg	7.2	1	11/15/10 14:30	11/17/10 16:42	85-01-8	
Pyrene	ND	ug/kg	7.2	1	11/15/10 14:30	11/17/10 16:42	129-00-0	
2-Fluorobiphenyl (S)	78	%	31-131	1	11/15/10 14:30	11/17/10 16:42	321-60-8	
Terphenyl-d14 (S)	89	%	30-133	1	11/15/10 14:30	11/17/10 16:42	1718-51-0	
8260/5035A Volatile Organics	Analytical Method: EPA 8260							
Benzene	ND	ug/kg	3.4	1		11/11/10 21:20	71-43-2	
Ethylbenzene	ND	ug/kg	3.4	1		11/11/10 21:20	100-41-4	
Toluene	ND	ug/kg	3.4	1		11/11/10 21:20	108-88-3	
Xylene (Total)	ND	ug/kg	10.1	1		11/11/10 21:20	1330-20-7	
Dibromofluoromethane (S)	103	%	80-136	1		11/11/10 21:20	1868-53-7	
Toluene-d8 (S)	100	%	80-120	1		11/11/10 21:20	2037-26-5	
4-Bromofluorobenzene (S)	119	%	72-122	1		11/11/10 21:20	460-00-4	
1,2-Dichloroethane-d4 (S)	103	%	80-143	1		11/11/10 21:20	17060-07-0	
Percent Moisture	Analytical Method: ASTM D2974-87							
Percent Moisture	**7.2**	%	0.10	1		11/10/10 17:32		

Sample: SPL-3-1 **Lab ID: 255590007** Collected: 11/03/10 12:40 Received: 11/03/10 19:30 Matrix: Solid

Results reported on a "dry-weight" basis

Parameters	Results	Units	Report Limit	DF	Prepared	Analyzed	CAS No.	Qual
NWTPH-Dx GCS	Analytical Method: NWTPH-Dx Preparation Method: EPA 3546							
Diesel Range	**132**	mg/kg	38.1	1	11/15/10 16:05	11/17/10 03:55		
Motor Oil Range	**358**	mg/kg	152	1	11/15/10 16:05	11/17/10 03:55	64742-65-0	
n-Octacosane (S)	119	%	50-150	1	11/15/10 16:05	11/17/10 03:55	630-02-4	
o-Terphenyl (S)	102	%	50-150	1	11/15/10 16:05	11/17/10 03:55	84-15-1	
NWTPH-Gx GCV	Analytical Method: NWTPH-Gx Preparation Method: NWTPH-Gx							
Gasoline Range Organics	ND	mg/kg	13.2	1	11/12/10 18:00	11/13/10 05:20		
a,a,a-Trifluorotoluene (S)	95	%	50-150	1	11/12/10 18:00	11/13/10 05:20	98-08-8	
4-Bromofluorobenzene (S)	92	%	50-150	1	11/12/10 18:00	11/13/10 05:20	460-00-4	
6020 MET ICPMS	Analytical Method: EPA 6020							
Arsenic	**7.1**	mg/kg	0.78	20	11/10/10 10:20	11/11/10 20:06	7440-38-2	
Cadmium	ND	mg/kg	0.12	20	11/10/10 10:20	11/11/10 20:06	7440-43-9	
Copper	**139**	mg/kg	0.78	20	11/10/10 10:20	11/11/10 20:06	7440-50-8	
Lead	**553**	mg/kg	0.78	20	11/10/10 10:20	11/11/10 20:06	7439-92-1	
Nickel	**23.5**	mg/kg	0.78	20	11/10/10 10:20	11/12/10 16:28	7440-02-0	

This report shall not be reproduced, except in full,
without the written consent of Pace Analytical Services, Inc..

Pace Analytical Services, Inc.
940 South Harney
Seattle, WA 98108
(206)767-5060

ANALYTICAL RESULTS

Project: East Bay Redevelopment 138130
Pace Project No.: 255590

Sample: SPL-3-1 **Lab ID: 255590007** Collected: 11/03/10 12:40 Received: 11/03/10 19:30 Matrix: Solid

Results reported on a "dry-weight" basis

Parameters	Results	Units	Report Limit	DF	Prepared	Analyzed	CAS No.	Qual
8270 MSSV PAH by SIM	Analytical Method: EPA 8270 by SIM Preparation Method: EPA 3546							
Acenaphthene	**44.8**	ug/kg	13.0	1	11/15/10 14:30	11/17/10 17:00	83-32-9	
Acenaphthylene	**129**	ug/kg	13.0	1	11/15/10 14:30	11/17/10 17:00	208-96-8	
Anthracene	**212**	ug/kg	13.0	1	11/15/10 14:30	11/17/10 17:00	120-12-7	
Benzo(a)anthracene	**528**	ug/kg	13.0	1	11/15/10 14:30	11/17/10 17:00	56-55-3	
Benzo(a)pyrene	**571**	ug/kg	13.0	1	11/15/10 14:30	11/17/10 17:00	50-32-8	
Benzo(b)fluoranthene	**258**	ug/kg	13.0	1	11/15/10 14:30	11/17/10 17:00	205-99-2	
Benzo(g,h,i)perylene	**293**	ug/kg	13.0	1	11/15/10 14:30	11/17/10 17:00	191-24-2	
Benzo(k)fluoranthene	**448**	ug/kg	13.0	1	11/15/10 14:30	11/17/10 17:00	207-08-9	
Chrysene	**561**	ug/kg	13.0	1	11/15/10 14:30	11/17/10 17:00	218-01-9	
Dibenz(a,h)anthracene	**126**	ug/kg	13.0	1	11/15/10 14:30	11/17/10 17:00	53-70-3	
Fluoranthene	**993**	ug/kg	13.0	1	11/15/10 14:30	11/17/10 17:00	206-44-0	
Fluorene	**120**	ug/kg	13.0	1	11/15/10 14:30	11/17/10 17:00	86-73-7	
Indeno(1,2,3-cd)pyrene	**268**	ug/kg	13.0	1	11/15/10 14:30	11/17/10 17:00	193-39-5	
1-Methylnaphthalene	**80.4**	ug/kg	13.0	1	11/15/10 14:30	11/17/10 17:00	90-12-0	
2-Methylnaphthalene	**168**	ug/kg	13.0	1	11/15/10 14:30	11/17/10 17:00	91-57-6	
Naphthalene	**512**	ug/kg	13.0	1	11/15/10 14:30	11/17/10 17:00	91-20-3	
Phenanthrene	**1020**	ug/kg	13.0	1	11/15/10 14:30	11/17/10 17:00	85-01-8	
Pyrene	**1380**	ug/kg	13.0	1	11/15/10 14:30	11/17/10 17:00	129-00-0	
2-Fluorobiphenyl (S)	69	%	31-131	1	11/15/10 14:30	11/17/10 17:00	321-60-8	
Terphenyl-d14 (S)	57	%	30-133	1	11/15/10 14:30	11/17/10 17:00	1718-51-0	
8260/5035A Volatile Organics	Analytical Method: EPA 8260							
Benzene	ND	ug/kg	4.7	1		11/11/10 21:39	71-43-2	
Ethylbenzene	ND	ug/kg	4.7	1		11/11/10 21:39	100-41-4	
Toluene	ND	ug/kg	4.7	1		11/11/10 21:39	108-88-3	
Xylene (Total)	ND	ug/kg	14.2	1		11/11/10 21:39	1330-20-7	
Dibromofluoromethane (S)	91	%	80-136	1		11/11/10 21:39	1868-53-7	
Toluene-d8 (S)	124	%	80-120	1		11/11/10 21:39	2037-26-5	S3
4-Bromofluorobenzene (S)	144	%	72-122	1		11/11/10 21:39	460-00-4	S3
1,2-Dichloroethane-d4 (S)	94	%	80-143	1		11/11/10 21:39	17060-07-0	
Percent Moisture	Analytical Method: ASTM D2974-87							
Percent Moisture	**48.4**	%	0.10	1		11/10/10 17:34		

Sample: SPL-3-2 **Lab ID: 255590008** Collected: 11/03/10 12:45 Received: 11/03/10 19:30 Matrix: Solid

Results reported on a "dry-weight" basis

Parameters	Results	Units	Report Limit	DF	Prepared	Analyzed	CAS No.	Qual
NWTPH-Dx GCS	Analytical Method: NWTPH-Dx Preparation Method: EPA 3546							
Diesel Range	ND	mg/kg	25.2	1	11/15/10 16:05	11/17/10 04:42		
Motor Oil Range	ND	mg/kg	101	1	11/15/10 16:05	11/17/10 04:42	64742-65-0	
n-Octacosane (S)	108	%	50-150	1	11/15/10 16:05	11/17/10 04:42	630-02-4	
o-Terphenyl (S)	101	%	50-150	1	11/15/10 16:05	11/17/10 04:42	84-15-1	

This report shall not be reproduced, except in full,
without the written consent of Pace Analytical Services, Inc..

Pace Analytical Services, Inc.
940 South Harney
Seattle, WA 98108
(206)767-5060

ANALYTICAL RESULTS

Project: East Bay Redevelopment 138130
Pace Project No.: 255590

Sample: SPL-3-2 **Lab ID: 255590008** Collected: 11/03/10 12:45 Received: 11/03/10 19:30 Matrix: Solid

Results reported on a "dry-weight" basis

Parameters	Results	Units	Report Limit	DF	Prepared	Analyzed	CAS No.	Qual
NWTPH-Gx GCV	Analytical Method: NWTPH-Gx Preparation Method: NWTPH-Gx							
Gasoline Range Organics	ND	mg/kg	7.7	1	11/12/10 18:00	11/13/10 05:43		
a,a,a-Trifluorotoluene (S)	89	%	50-150	1	11/12/10 18:00	11/13/10 05:43	98-08-8	
4-Bromofluorobenzene (S)	89	%	50-150	1	11/12/10 18:00	11/13/10 05:43	460-00-4	
6020 MET ICPMS	Analytical Method: EPA 6020							
Arsenic	**7.4**	mg/kg	0.46	20	11/10/10 10:20	11/11/10 20:11	7440-38-2	
Cadmium	ND	mg/kg	0.073	20	11/10/10 10:20	11/11/10 20:11	7440-43-9	
Copper	**46.8**	mg/kg	0.46	20	11/10/10 10:20	11/11/10 20:11	7440-50-8	
Lead	**56.3**	mg/kg	0.46	20	11/10/10 10:20	11/11/10 20:11	7439-92-1	
Nickel	**43.1**	mg/kg	0.46	20	11/10/10 10:20	11/12/10 16:32	7440-02-0	
8270 MSSV PAH by SIM	Analytical Method: EPA 8270 by SIM Preparation Method: EPA 3546							
Acenaphthene	**15.8**	ug/kg	8.6	1	11/15/10 14:30	11/17/10 17:19	83-32-9	
Acenaphthylene	**30.9**	ug/kg	8.6	1	11/15/10 14:30	11/17/10 17:19	208-96-8	
Anthracene	**60.9**	ug/kg	8.6	1	11/15/10 14:30	11/17/10 17:19	120-12-7	
Benzo(a)anthracene	**188**	ug/kg	8.6	1	11/15/10 14:30	11/17/10 17:19	56-55-3	
Benzo(a)pyrene	**240**	ug/kg	8.6	1	11/15/10 14:30	11/17/10 17:19	50-32-8	
Benzo(b)fluoranthene	**156**	ug/kg	8.6	1	11/15/10 14:30	11/17/10 17:19	205-99-2	
Benzo(g,h,i)perylene	**139**	ug/kg	8.6	1	11/15/10 14:30	11/17/10 17:19	191-24-2	
Benzo(k)fluoranthene	**135**	ug/kg	8.6	1	11/15/10 14:30	11/17/10 17:19	207-08-9	
Chrysene	**202**	ug/kg	8.6	1	11/15/10 14:30	11/17/10 17:19	218-01-9	
Dibenz(a,h)anthracene	**53.1**	ug/kg	8.6	1	11/15/10 14:30	11/17/10 17:19	53-70-3	
Fluoranthene	**338**	ug/kg	8.6	1	11/15/10 14:30	11/17/10 17:19	206-44-0	
Fluorene	**32.9**	ug/kg	8.6	1	11/15/10 14:30	11/17/10 17:19	86-73-7	
Indeno(1,2,3-cd)pyrene	**118**	ug/kg	8.6	1	11/15/10 14:30	11/17/10 17:19	193-39-5	
1-Methylnaphthalene	**17.1**	ug/kg	8.6	1	11/15/10 14:30	11/17/10 17:19	90-12-0	
2-Methylnaphthalene	**23.7**	ug/kg	8.6	1	11/15/10 14:30	11/17/10 17:19	91-57-6	
Naphthalene	**69.0**	ug/kg	8.6	1	11/15/10 14:30	11/17/10 17:19	91-20-3	
Phenanthrene	**234**	ug/kg	8.6	1	11/15/10 14:30	11/17/10 17:19	85-01-8	
Pyrene	**457**	ug/kg	8.6	1	11/15/10 14:30	11/17/10 17:19	129-00-0	
2-Fluorobiphenyl (S)	66	%	31-131	1	11/15/10 14:30	11/17/10 17:19	321-60-8	
Terphenyl-d14 (S)	65	%	30-133	1	11/15/10 14:30	11/17/10 17:19	1718-51-0	
8260/5035A Volatile Organics	Analytical Method: EPA 8260							
Benzene	ND	ug/kg	3.3	1		11/11/10 21:57	71-43-2	
Ethylbenzene	ND	ug/kg	3.3	1		11/11/10 21:57	100-41-4	
Toluene	ND	ug/kg	3.3	1		11/11/10 21:57	108-88-3	
Xylene (Total)	ND	ug/kg	9.8	1		11/11/10 21:57	1330-20-7	
Dibromofluoromethane (S)	87	%	80-136	1		11/11/10 21:57	1868-53-7	
Toluene-d8 (S)	114	%	80-120	1		11/11/10 21:57	2037-26-5	
4-Bromofluorobenzene (S)	133	%	72-122	1		11/11/10 21:57	460-00-4	S3
1,2-Dichloroethane-d4 (S)	89	%	80-143	1		11/11/10 21:57	17060-07-0	
Percent Moisture	Analytical Method: ASTM D2974-87							
Percent Moisture	**23.3**	%	0.10	1		11/10/10 17:36		

This report shall not be reproduced, except in full,
without the written consent of Pace Analytical Services, Inc..

Pace Analytical Services, Inc.
940 South Harney
Seattle, WA 98108
(206)767-5060

ANALYTICAL RESULTS

Project: East Bay Redevelopment 138130
Pace Project No.: 255590

Sample: SPL-3-3 **Lab ID: 255590009** Collected: 11/03/10 12:50 Received: 11/03/10 19:30 Matrix: Solid

Results reported on a "dry-weight" basis

Parameters	Results	Units	Report Limit	DF	Prepared	Analyzed	CAS No.	Qual
NWTPH-Dx GCS	Analytical Method: NWTPH-Dx Preparation Method: EPA 3546							
Diesel Range	**36.4**	mg/kg	25.6	1	11/15/10 16:05	11/17/10 06:15		
Motor Oil Range	ND	mg/kg	102	1	11/15/10 16:05	11/17/10 06:15	64742-65-0	
n-Octacosane (S)	105	%	50-150	1	11/15/10 16:05	11/17/10 06:15	630-02-4	
o-Terphenyl (S)	97	%	50-150	1	11/15/10 16:05	11/17/10 06:15	84-15-1	
NWTPH-Gx GCV	Analytical Method: NWTPH-Gx Preparation Method: NWTPH-Gx							
Gasoline Range Organics	ND	mg/kg	7.4	1	11/12/10 18:00	11/13/10 06:06		
a,a,a-Trifluorotoluene (S)	93	%	50-150	1	11/12/10 18:00	11/13/10 06:06	98-08-8	
4-Bromofluorobenzene (S)	91	%	50-150	1	11/12/10 18:00	11/13/10 06:06	460-00-4	
6020 MET ICPMS	Analytical Method: EPA 6020							
Arsenic	**4.8**	mg/kg	0.46	20	11/10/10 10:20	11/11/10 20:15	7440-38-2	
Cadmium	ND	mg/kg	0.073	20	11/10/10 10:20	11/11/10 20:15	7440-43-9	
Copper	**31.5**	mg/kg	0.46	20	11/10/10 10:20	11/11/10 20:15	7440-50-8	
Lead	**45.2**	mg/kg	0.46	20	11/10/10 10:20	11/11/10 20:15	7439-92-1	
Nickel	**41.5**	mg/kg	0.46	20	11/10/10 10:20	11/12/10 16:37	7440-02-0	
8270 MSSV PAH by SIM	Analytical Method: EPA 8270 by SIM Preparation Method: EPA 3546							
Acenaphthene	ND	ug/kg	8.7	1	11/15/10 14:30	11/17/10 17:37	83-32-9	
Acenaphthylene	ND	ug/kg	8.7	1	11/15/10 14:30	11/17/10 17:37	208-96-8	
Anthracene	**17.1**	ug/kg	8.7	1	11/15/10 14:30	11/17/10 17:37	120-12-7	
Benzo(a)anthracene	**29.6**	ug/kg	8.7	1	11/15/10 14:30	11/17/10 17:37	56-55-3	
Benzo(a)pyrene	**34.3**	ug/kg	8.7	1	11/15/10 14:30	11/17/10 17:37	50-32-8	
Benzo(b)fluoranthene	**22.6**	ug/kg	8.7	1	11/15/10 14:30	11/17/10 17:37	205-99-2	
Benzo(g,h,i)perylene	**19.6**	ug/kg	8.7	1	11/15/10 14:30	11/17/10 17:37	191-24-2	
Benzo(k)fluoranthene	**19.1**	ug/kg	8.7	1	11/15/10 14:30	11/17/10 17:37	207-08-9	
Chrysene	**32.2**	ug/kg	8.7	1	11/15/10 14:30	11/17/10 17:37	218-01-9	
Dibenz(a,h)anthracene	ND	ug/kg	8.7	1	11/15/10 14:30	11/17/10 17:37	53-70-3	
Fluoranthene	**62.7**	ug/kg	8.7	1	11/15/10 14:30	11/17/10 17:37	206-44-0	
Fluorene	**16.3**	ug/kg	8.7	1	11/15/10 14:30	11/17/10 17:37	86-73-7	
Indeno(1,2,3-cd)pyrene	**16.2**	ug/kg	8.7	1	11/15/10 14:30	11/17/10 17:37	193-39-5	
1-Methylnaphthalene	**12.6**	ug/kg	8.7	1	11/15/10 14:30	11/17/10 17:37	90-12-0	
2-Methylnaphthalene	**18.1**	ug/kg	8.7	1	11/15/10 14:30	11/17/10 17:37	91-57-6	
Naphthalene	**51.9**	ug/kg	8.7	1	11/15/10 14:30	11/17/10 17:37	91-20-3	
Phenanthrene	**79.5**	ug/kg	8.7	1	11/15/10 14:30	11/17/10 17:37	85-01-8	
Pyrene	**91.3**	ug/kg	8.7	1	11/15/10 14:30	11/17/10 17:37	129-00-0	
2-Fluorobiphenyl (S)	70	%	31-131	1	11/15/10 14:30	11/17/10 17:37	321-60-8	
Terphenyl-d14 (S)	70	%	30-133	1	11/15/10 14:30	11/17/10 17:37	1718-51-0	
8260/5035A Volatile Organics	Analytical Method: EPA 8260							
Benzene	ND	ug/kg	3.0	1		11/11/10 22:16	71-43-2	
Ethylbenzene	ND	ug/kg	3.0	1		11/11/10 22:16	100-41-4	
Toluene	ND	ug/kg	3.0	1		11/11/10 22:16	108-88-3	
Xylene (Total)	ND	ug/kg	8.9	1		11/11/10 22:16	1330-20-7	
Dibromofluoromethane (S)	90	%	80-136	1		11/11/10 22:16	1868-53-7	

This report shall not be reproduced, except in full,
without the written consent of Pace Analytical Services, Inc..

Pace Analytical Services, Inc.
940 South Harney
Seattle, WA 98108
(206)767-5060

ANALYTICAL RESULTS

Project: East Bay Redevelopment 138130
Pace Project No.: 255590

Sample: SPL-3-3 **Lab ID: 255590009** Collected: 11/03/10 12:50 Received: 11/03/10 19:30 Matrix: Solid

Results reported on a "dry-weight" basis

Parameters	Results	Units	Report Limit	DF	Prepared	Analyzed	CAS No.	Qual
8260/5035A Volatile Organics	Analytical Method: EPA 8260							
Toluene-d8 (S)	112	%	80-120	1		11/11/10 22:16	2037-26-5	
4-Bromofluorobenzene (S)	127	%	72-122	1		11/11/10 22:16	460-00-4	S3
1,2-Dichloroethane-d4 (S)	92	%	80-143	1		11/11/10 22:16	17060-07-0	
Percent Moisture	Analytical Method: ASTM D2974-87							
Percent Moisture	**23.2**	%	0.10	1		11/10/10 17:38		

Sample: Trip Blank **Lab ID: 255590010** Collected: 11/03/10 00:00 Received: 11/03/10 19:30 Matrix: Water

Parameters	Results	Units	Report Limit	DF	Prepared	Analyzed	CAS No.	Qual
8260 MSV	Analytical Method: EPA 5030B/8260							
Benzene	ND	ug/L	1.0	1		11/10/10 06:16	71-43-2	
Ethylbenzene	ND	ug/L	1.0	1		11/10/10 06:16	100-41-4	
Toluene	ND	ug/L	1.0	1		11/10/10 06:16	108-88-3	
Xylene (Total)	ND	ug/L	3.0	1		11/10/10 06:16	1330-20-7	
4-Bromofluorobenzene (S)	93	%	80-120	1		11/10/10 06:16	460-00-4	
Dibromofluoromethane (S)	95	%	80-122	1		11/10/10 06:16	1868-53-7	
1,2-Dichloroethane-d4 (S)	93	%	80-124	1		11/10/10 06:16	17060-07-0	
Toluene-d8 (S)	93	%	80-123	1		11/10/10 06:16	2037-26-5	

This report shall not be reproduced, except in full,
without the written consent of Pace Analytical Services, Inc..

Pace Analytical Services, Inc.
940 South Harney
Seattle, WA 98108
(206)767-5060

QUALITY CONTROL DATA

Project: East Bay Redevelopment 138130
Pace Project No.: 255590

QC Batch: OEXT/2979
QC Batch Method: EPA 3546
Analysis Method: NWTPH-Dx
Analysis Description: NWTPH-Dx GCS
Associated Lab Samples: 255590001

METHOD BLANK: 49421 Matrix: Solid
Associated Lab Samples: 255590001

Parameter	Units	Blank Result	Reporting Limit	Analyzed	Qualifiers
Diesel Range	mg/kg	ND	20.0	11/14/10 02:08	
Motor Oil Range	mg/kg	ND	80.0	11/14/10 02:08	
n-Octacosane (S)	%	115	50-150	11/14/10 02:08	
o-Terphenyl (S)	%	109	50-150	11/14/10 02:08	

LABORATORY CONTROL SAMPLE: 49422

Parameter	Units	Spike Conc.	LCS Result	LCS % Rec	% Rec Limits	Qualifiers
Diesel Range	mg/kg	500	472	94	56-124	
Motor Oil Range	mg/kg	500	550	110	50-150	
n-Octacosane (S)	%			111	50-150	
o-Terphenyl (S)	%			127	50-150	

SAMPLE DUPLICATE: 49423

Parameter	Units	255628001 Result	Dup Result	RPD	Qualifiers
Diesel Range	mg/kg	ND	ND		
Motor Oil Range	mg/kg	ND	ND		
n-Octacosane (S)	%	114	115	.1	
o-Terphenyl (S)	%	109	110	.3	

This report shall not be reproduced, except in full,
without the written consent of Pace Analytical Services, Inc..

Pace Analytical Services, Inc.
940 South Harney
Seattle, WA 98108
(206)767-5060

QUALITY CONTROL DATA

Project: East Bay Redevelopment 138130
Pace Project No.: 255590

QC Batch: OEXT/2986 Analysis Method: NWTPH-Dx
QC Batch Method: EPA 3546 Analysis Description: NWTPH-Dx GCS
Associated Lab Samples: 255590002, 255590003, 255590004, 255590005, 255590006, 255590007, 255590008, 255590009

METHOD BLANK: 49598 Matrix: Solid
Associated Lab Samples: 255590002, 255590003, 255590004, 255590005, 255590006, 255590007, 255590008, 255590009

Parameter	Units	Blank Result	Reporting Limit	Analyzed	Qualifiers
Diesel Range	mg/kg	ND	20.0	11/16/10 20:56	
Motor Oil Range	mg/kg	ND	80.0	11/16/10 20:56	
n-Octacosane (S)	%	104	50-150	11/16/10 20:56	
o-Terphenyl (S)	%	96	50-150	11/16/10 20:56	

LABORATORY CONTROL SAMPLE: 49599

Parameter	Units	Spike Conc.	LCS Result	LCS % Rec	% Rec Limits	Qualifiers
Diesel Range	mg/kg	500	435	87	56-124	
Motor Oil Range	mg/kg	500	472	94	50-150	
n-Octacosane (S)	%			111	50-150	
o-Terphenyl (S)	%			145	50-150	

SAMPLE DUPLICATE: 49600

Parameter	Units	255590002 Result	Dup Result	RPD	Qualifiers
Diesel Range	mg/kg	33.6	19.2J		
Motor Oil Range	mg/kg	253	106	82	R1
n-Octacosane (S)	%	109	110	1	
o-Terphenyl (S)	%	101	103	1	

This report shall not be reproduced, except in full,
without the written consent of Pace Analytical Services, Inc..

Pace Analytical Services, Inc.
940 South Harney
Seattle, WA 98108
(206)767-5060

QUALITY CONTROL DATA

Project: East Bay Redevelopment 138130
Pace Project No.: 255590

QC Batch: GCV/2007 Analysis Method: NWTPH-Gx
QC Batch Method: NWTPH-Gx Analysis Description: NWTPH-Gx Solid GCV
Associated Lab Samples: 255590001, 255590002, 255590003, 255590004, 255590005

METHOD BLANK: 48890 Matrix: Solid
Associated Lab Samples: 255590001, 255590002, 255590003, 255590004, 255590005

Parameter	Units	Blank Result	Reporting Limit	Analyzed	Qualifiers
Gasoline Range Organics	mg/kg	ND	5.0	11/09/10 19:53	
4-Bromofluorobenzene (S)	%	93	50-150	11/09/10 19:53	
a,a,a-Trifluorotoluene (S)	%	100	50-150	11/09/10 19:53	

LABORATORY CONTROL SAMPLE: 48891

Parameter	Units	Spike Conc.	LCS Result	LCS % Rec	% Rec Limits	Qualifiers
Gasoline Range Organics	mg/kg	12.5	11.3	90	54-156	
4-Bromofluorobenzene (S)	%			65	50-150	
a,a,a-Trifluorotoluene (S)	%			66	50-150	

SAMPLE DUPLICATE: 49180

Parameter	Units	255590004 Result	Dup Result	RPD	Qualifiers
Gasoline Range Organics	mg/kg	ND	1.3J		
4-Bromofluorobenzene (S)	%	96	93	3	
a,a,a-Trifluorotoluene (S)	%	107	108	1	

This report shall not be reproduced, except in full,
without the written consent of Pace Analytical Services, Inc..

Pace Analytical Services, Inc.
940 South Harney
Seattle, WA 98108
(206)767-5060

QUALITY CONTROL DATA

Project: East Bay Redevelopment 138130
Pace Project No.: 255590

QC Batch: GCV/2016 Analysis Method: NWTPH-Gx
QC Batch Method: NWTPH-Gx Analysis Description: NWTPH-Gx Solid GCV
Associated Lab Samples: 255590006, 255590007, 255590008, 255590009

METHOD BLANK: 49395 Matrix: Solid
Associated Lab Samples: 255590006, 255590007, 255590008, 255590009

Parameter	Units	Blank Result	Reporting Limit	Analyzed	Qualifiers
Gasoline Range Organics	mg/kg	ND	5.0	11/13/10 04:33	
4-Bromofluorobenzene (S)	%	87	50-150	11/13/10 04:33	
a,a,a-Trifluorotoluene (S)	%	86	50-150	11/13/10 04:33	

LABORATORY CONTROL SAMPLE: 49396

Parameter	Units	Spike Conc.	LCS Result	LCS % Rec	% Rec Limits	Qualifiers
Gasoline Range Organics	mg/kg	12.5	12.4	100	54-156	
4-Bromofluorobenzene (S)	%			101	50-150	
a,a,a-Trifluorotoluene (S)	%			103	50-150	

SAMPLE DUPLICATE: 49625

Parameter	Units	255605004 Result	Dup Result	RPD	Qualifiers
Gasoline Range Organics	mg/kg	ND	2.9J		
4-Bromofluorobenzene (S)	%	89	87	2	
a,a,a-Trifluorotoluene (S)	%	92	92	.7	

SAMPLE DUPLICATE: 49626

Parameter	Units	255632002 Result	Dup Result	RPD	Qualifiers
Gasoline Range Organics	mg/kg	ND	1.4J		
4-Bromofluorobenzene (S)	%	91	84	8	
a,a,a-Trifluorotoluene (S)	%	91	85	7	

This report shall not be reproduced, except in full,
without the written consent of Pace Analytical Services, Inc..

Pace Analytical Services, Inc.
940 South Harney
Seattle, WA 98108
(206)767-5060

QUALITY CONTROL DATA

Project: East Bay Redevelopment 138130
Pace Project No.: 255590

QC Batch: ICPM/23408 Analysis Method: EPA 6020
QC Batch Method: EPA 6020 Analysis Description: 6020 MET
Associated Lab Samples: 255590001, 255590002, 255590003, 255590004, 255590005, 255590006, 255590007, 255590008, 255590009

METHOD BLANK: 888630 Matrix: Solid
Associated Lab Samples: 255590001, 255590002, 255590003, 255590004, 255590005, 255590006, 255590007, 255590008, 255590009

Parameter	Units	Blank Result	Reporting Limit	Analyzed	Qualifiers
Arsenic	mg/kg	ND	0.49	11/11/10 17:41	
Cadmium	mg/kg	ND	0.078	11/11/10 17:41	
Copper	mg/kg	ND	0.49	11/11/10 17:41	
Lead	mg/kg	ND	0.49	11/11/10 17:41	
Nickel	mg/kg	ND	0.49	11/11/10 17:41	

LABORATORY CONTROL SAMPLE: 888631

Parameter	Units	Spike Conc.	LCS Result	LCS % Rec	% Rec Limits	Qualifiers
Arsenic	mg/kg	19.6	17.4	89	75-125	
Cadmium	mg/kg	19.6	17.2	88	75-125	
Copper	mg/kg	19.6	19.5	100	75-125	
Lead	mg/kg	19.6	18.8	96	75-125	
Nickel	mg/kg	19.6	19.7	100	75-125	

MATRIX SPIKE & MATRIX SPIKE DUPLICATE: 888632 888633

Parameter	Units	5043000010 Result	MS Spike Conc.	MSD Spike Conc.	MS Result	MSD Result	MS % Rec	MSD % Rec	% Rec Limits	RPD	Qual
Arsenic	mg/kg	6.6	20.7	21.1	22.5	22.7	77	76	75-125	.8	
Cadmium	mg/kg	0.19	20.7	21.1	16.8	18.8	80	88	75-125	11	
Copper	mg/kg	10.9	20.7	21.1	29.9	29.8	92	89	75-125	.4	
Lead	mg/kg	5.5	20.7	21.1	22.7	23.7	83	86	75-125	4	
Nickel	mg/kg	11.2	20.7	21.1	31.2	29.3	97	86	75-125	6	

This report shall not be reproduced, except in full,
without the written consent of Pace Analytical Services, Inc..

Pace Analytical Services, Inc.
940 South Harney
Seattle, WA 98108
(206)767-5060

QUALITY CONTROL DATA

Project: East Bay Redevelopment 138130
Pace Project No.: 255590

QC Batch: OEXT/2985 Analysis Method: EPA 8270 by SIM
QC Batch Method: EPA 3546 Analysis Description: 8270/3546 MSSV PAH by SIM
Associated Lab Samples: 255590001, 255590002, 255590003, 255590004, 255590005, 255590006, 255590007, 255590008, 255590009

METHOD BLANK: 49594 Matrix: Solid
Associated Lab Samples: 255590001, 255590002, 255590003, 255590004, 255590005, 255590006, 255590007, 255590008, 255590009

Parameter	Units	Blank Result	Reporting Limit	Analyzed	Qualifiers
1-Methylnaphthalene	ug/kg	ND	6.7	11/17/10 12:42	
2-Methylnaphthalene	ug/kg	ND	6.7	11/17/10 12:42	
Acenaphthene	ug/kg	ND	6.7	11/17/10 12:42	
Acenaphthylene	ug/kg	ND	6.7	11/17/10 12:42	
Anthracene	ug/kg	ND	6.7	11/17/10 12:42	
Benzo(a)anthracene	ug/kg	ND	6.7	11/17/10 12:42	
Benzo(a)pyrene	ug/kg	ND	6.7	11/17/10 12:42	
Benzo(b)fluoranthene	ug/kg	ND	6.7	11/17/10 12:42	
Benzo(g,h,i)perylene	ug/kg	ND	6.7	11/17/10 12:42	
Benzo(k)fluoranthene	ug/kg	ND	6.7	11/17/10 12:42	
Chrysene	ug/kg	ND	6.7	11/17/10 12:42	
Dibenz(a,h)anthracene	ug/kg	ND	6.7	11/17/10 12:42	
Fluoranthene	ug/kg	ND	6.7	11/17/10 12:42	
Fluorene	ug/kg	ND	6.7	11/17/10 12:42	
Indeno(1,2,3-cd)pyrene	ug/kg	ND	6.7	11/17/10 12:42	
Naphthalene	ug/kg	ND	6.7	11/17/10 12:42	
Phenanthrene	ug/kg	ND	6.7	11/17/10 12:42	
Pyrene	ug/kg	ND	6.7	11/17/10 12:42	
2-Fluorobiphenyl (S)	%	68	31-131	11/17/10 12:42	
Terphenyl-d14 (S)	%	86	30-133	11/17/10 12:42	

LABORATORY CONTROL SAMPLE: 49595

Parameter	Units	Spike Conc.	LCS Result	LCS % Rec	% Rec Limits	Qualifiers
1-Methylnaphthalene	ug/kg	133	104	78	37-121	
2-Methylnaphthalene	ug/kg	133	106	79	33-132	
Acenaphthene	ug/kg	133	101	76	32-127	
Acenaphthylene	ug/kg	133	99.0	74	31-134	
Anthracene	ug/kg	133	99.1	74	42-135	
Benzo(a)anthracene	ug/kg	133	112	84	43-139	
Benzo(a)pyrene	ug/kg	133	118	89	44-144	
Benzo(b)fluoranthene	ug/kg	133	106	80	42-144	
Benzo(g,h,i)perylene	ug/kg	133	112	84	46-136	
Benzo(k)fluoranthene	ug/kg	133	113	85	45-147	
Chrysene	ug/kg	133	109	82	42-144	
Dibenz(a,h)anthracene	ug/kg	133	113	85	48-142	
Fluoranthene	ug/kg	133	104	78	44-143	
Fluorene	ug/kg	133	104	78	32-146	
Indeno(1,2,3-cd)pyrene	ug/kg	133	113	85	47-140	
Naphthalene	ug/kg	133	96.3	72	35-118	
Phenanthrene	ug/kg	133	104	78	42-131	

This report shall not be reproduced, except in full,
without the written consent of Pace Analytical Services, Inc..

Pace Analytical Services, Inc.
940 South Harney
Seattle, WA 98108
(206)767-5060

QUALITY CONTROL DATA

Project: East Bay Redevelopment 138130
Pace Project No.: 255590

LABORATORY CONTROL SAMPLE: 49595

Parameter	Units	Spike Conc.	LCS Result	LCS % Rec	% Rec Limits	Qualifiers
Pyrene	ug/kg	133	121	91	47-136	
2-Fluorobiphenyl (S)	%			76	31-131	
Terphenyl-d14 (S)	%			93	30-133	

MATRIX SPIKE & MATRIX SPIKE DUPLICATE: 49596 49597

Parameter	Units	255590001 Result	MS Spike Conc.	MSD Spike Conc.	MS Result	MSD Result	MS % Rec	MSD % Rec	% Rec Limits	RPD	Qual
1-Methylnaphthalene	ug/kg	ND	146	145	111	127	75	85	31-123	13	
2-Methylnaphthalene	ug/kg	ND	146	145	114	154	74	101	15-146	30	R1
Acenaphthene	ug/kg	ND	146	145	109	109	74	74	19-141	.1	
Acenaphthylene	ug/kg	8.3	146	145	110	110	70	70	30-142	.2	
Anthracene	ug/kg	8.6	146	145	107	112	68	71	38-137	4	
Benzo(a)anthracene	ug/kg	26.1	146	145	120	129	65	71	37-143	7	
Benzo(a)pyrene	ug/kg	28.9	146	145	124	136	66	74	33-147	9	
Benzo(b)fluoranthene	ug/kg	15.5	146	145	121	122	72	73	25-156	1	
Benzo(g,h,i)perylene	ug/kg	24.7	146	145	113	118	60	64	26-142	5	
Benzo(k)fluoranthene	ug/kg	24.2	146	145	101	109	52	58	35-142	8	
Chrysene	ug/kg	31.8	146	145	122	133	62	70	23-150	9	
Dibenz(a,h)anthracene	ug/kg	ND	146	145	106	108	68	70	41-140	2	
Fluoranthene	ug/kg	51.2	146	145	120	144	47	64	25-155	18	
Fluorene	ug/kg	ND	146	145	114	114	75	75	33-152	.6	
Indeno(1,2,3-cd)pyrene	ug/kg	16.2	146	145	109	116	64	69	36-139	6	
Naphthalene	ug/kg	14.3	146	145	107	118	64	71	25-121	10	
Phenanthrene	ug/kg	33.9	146	145	133	148	68	79	29-141	11	
Pyrene	ug/kg	78.0	146	145	155	181	53	71	36-145	15	
2-Fluorobiphenyl (S)	%						73	71	31-131		
Terphenyl-d14 (S)	%						79	77	30-133		

This report shall not be reproduced, except in full,
without the written consent of Pace Analytical Services, Inc..

Pace Analytical Services, Inc.
940 South Harney
Seattle, WA 98108
(206)767-5060

QUALITY CONTROL DATA

Project: East Bay Redevelopment 138130
Pace Project No.: 255590

QC Batch: MSV/3414
QC Batch Method: EPA 5030B/8260
Analysis Method: EPA 5030B/8260
Analysis Description: 8260 MSV Water 10 mL Purge
Associated Lab Samples: 255590010

METHOD BLANK: 48936 Matrix: Water
Associated Lab Samples: 255590010

Parameter	Units	Blank Result	Reporting Limit	Analyzed	Qualifiers
Benzene	ug/L	ND	1.0	11/10/10 04:15	
Ethylbenzene	ug/L	ND	1.0	11/10/10 04:15	
Toluene	ug/L	ND	1.0	11/10/10 04:15	
Xylene (Total)	ug/L	ND	3.0	11/10/10 04:15	
1,2-Dichloroethane-d4 (S)	%	90	80-124	11/10/10 04:15	
4-Bromofluorobenzene (S)	%	90	80-120	11/10/10 04:15	
Dibromofluoromethane (S)	%	95	80-122	11/10/10 04:15	
Toluene-d8 (S)	%	95	80-123	11/10/10 04:15	

LABORATORY CONTROL SAMPLE & LCSD: 48937 48984

Parameter	Units	Spike Conc.	LCS Result	LCSD Result	LCS % Rec	LCSD % Rec	% Rec Limits	RPD	Max RPD	Qualifiers
Benzene	ug/L	20	18.5	15.3	92	77	76-127	18	30	
Ethylbenzene	ug/L	20	18.9	16.0	94	80	72-125	16	30	
Toluene	ug/L	20	18.3	15.4	91	77	69-125	17	30	
Xylene (Total)	ug/L	60	55.8	47.5	93	79	74-124	16	30	
1,2-Dichloroethane-d4 (S)	%				90	90	80-124			
4-Bromofluorobenzene (S)	%				94	92	80-120			
Dibromofluoromethane (S)	%				94	92	80-122			
Toluene-d8 (S)	%				95	94	80-123			

This report shall not be reproduced, except in full,
without the written consent of Pace Analytical Services, Inc..

Pace Analytical Services, Inc.
940 South Harney
Seattle, WA 98108
(206)767-5060

QUALITY CONTROL DATA

Project: East Bay Redevelopment 138130
Pace Project No.: 255590

QC Batch: MSV/3395 Analysis Method: EPA 8260
QC Batch Method: EPA 8260 Analysis Description: 8260 MSV 5035A Volatile Organics
Associated Lab Samples: 255590001, 255590002, 255590003

METHOD BLANK: 48409 Matrix: Solid
Associated Lab Samples: 255590001, 255590002, 255590003

Parameter	Units	Blank Result	Reporting Limit	Analyzed	Qualifiers
Benzene	ug/kg	ND	3.0	11/05/10 10:30	
Ethylbenzene	ug/kg	ND	3.0	11/05/10 10:30	
Toluene	ug/kg	ND	3.0	11/05/10 10:30	
Xylene (Total)	ug/kg	ND	9.0	11/05/10 10:30	
1,2-Dichloroethane-d4 (S)	%	100	80-143	11/05/10 10:30	
4-Bromofluorobenzene (S)	%	101	72-122	11/05/10 10:30	
Dibromofluoromethane (S)	%	99	80-136	11/05/10 10:30	
Toluene-d8 (S)	%	107	80-120	11/05/10 10:30	

LABORATORY CONTROL SAMPLE & LCSD: 48410 48411

Parameter	Units	Spike Conc.	LCS Result	LCSD Result	LCS % Rec	LCSD % Rec	% Rec Limits	RPD	Max RPD	Qualifiers
Benzene	ug/kg	50	39.1	39.7	78	79	75-133	2	30	
Ethylbenzene	ug/kg	50	43.0	41.5	86	83	68-131	4	30	
Toluene	ug/kg	50	43.6	39.6	87	79	73-124	10	30	
Xylene (Total)	ug/kg	150	127	126	84	84	68-130	.4	30	
1,2-Dichloroethane-d4 (S)	%				99	101	80-143			
4-Bromofluorobenzene (S)	%				110	105	72-122			
Dibromofluoromethane (S)	%				97	107	80-136			
Toluene-d8 (S)	%				105	100	80-120			

This report shall not be reproduced, except in full,
without the written consent of Pace Analytical Services, Inc..

Pace Analytical Services, Inc.
940 South Harney
Seattle, WA 98108
(206)767-5060

QUALITY CONTROL DATA

Project: East Bay Redevelopment 138130
Pace Project No.: 255590

QC Batch: MSV/3429 Analysis Method: EPA 8260
QC Batch Method: EPA 8260 Analysis Description: 8260 MSV 5035A Volatile Organics
Associated Lab Samples: 255590004, 255590005, 255590006, 255590007, 255590008, 255590009

METHOD BLANK: 49263 Matrix: Solid
Associated Lab Samples: 255590004, 255590005, 255590006, 255590007, 255590008, 255590009

Parameter	Units	Blank Result	Reporting Limit	Analyzed	Qualifiers
Benzene	ug/kg	ND	3.0	11/11/10 18:30	
Ethylbenzene	ug/kg	ND	3.0	11/11/10 18:30	
Toluene	ug/kg	ND	3.0	11/11/10 18:30	
Xylene (Total)	ug/kg	ND	9.0	11/11/10 18:30	
1,2-Dichloroethane-d4 (S)	%	101	80-143	11/11/10 18:30	
4-Bromofluorobenzene (S)	%	106	72-122	11/11/10 18:30	
Dibromofluoromethane (S)	%	105	80-136	11/11/10 18:30	
Toluene-d8 (S)	%	106	80-120	11/11/10 18:30	

LABORATORY CONTROL SAMPLE & LCSD: 49264 49265

Parameter	Units	Spike Conc.	LCS Result	LCSD Result	LCS % Rec	LCSD % Rec	% Rec Limits	RPD	Max RPD	Qualifiers
Benzene	ug/kg	50	43.5	42.5	87	85	75-133	2	30	
Ethylbenzene	ug/kg	50	38.5	37.6	77	75	68-131	2	30	
Toluene	ug/kg	50	41.6	40.7	83	81	73-124	2	30	
Xylene (Total)	ug/kg	150	124	120	82	80	68-130	3	30	
1,2-Dichloroethane-d4 (S)	%				104	102	80-143			
4-Bromofluorobenzene (S)	%				104	106	72-122			
Dibromofluoromethane (S)	%				112	111	80-136			
Toluene-d8 (S)	%				109	108	80-120			

This report shall not be reproduced, except in full,
without the written consent of Pace Analytical Services, Inc..

Pace Analytical Services, Inc.
940 South Harney
Seattle, WA 98108
(206)767-5060

QUALITY CONTROL DATA

Project: East Bay Redevelopment 138130
Pace Project No.: 255590

QC Batch: PMST/1417 Analysis Method: ASTM D2974-87
QC Batch Method: ASTM D2974-87 Analysis Description: Dry Weight/Percent Moisture
Associated Lab Samples: 255590001, 255590002, 255590003, 255590004, 255590005, 255590006, 255590007, 255590008, 255590009

SAMPLE DUPLICATE: 48916

Parameter	Units	255566001 Result	Dup Result	RPD	Qualifiers
Percent Moisture	%	15.8	15.5	2	

SAMPLE DUPLICATE: 48917

Parameter	Units	255590005 Result	Dup Result	RPD	Qualifiers
Percent Moisture	%	10.4	10.0	3	

This report shall not be reproduced, except in full,
without the written consent of Pace Analytical Services, Inc..

Pace Analytical Services, Inc.
940 South Harney
Seattle, WA 98108
(206)767-5060

QUALIFIERS

Project: East Bay Redevelopment 138130
Pace Project No.: 255590

DEFINITIONS

DF - Dilution Factor, if reported, represents the factor applied to the reported data due to changes in sample preparation, dilution of the sample aliquot, or moisture content.

ND - Not Detected at or above adjusted reporting limit.

J - Estimated concentration above the adjusted method detection limit and below the adjusted reporting limit.

MDL - Adjusted Method Detection Limit.

S - Surrogate

1,2-Diphenylhydrazine (8270 listed analyte) decomposes to Azobenzene.

Consistent with EPA guidelines, unrounded data are displayed and have been used to calculate % recovery and RPD values.

LCS(D) - Laboratory Control Sample (Duplicate)

MS(D) - Matrix Spike (Duplicate)

DUP - Sample Duplicate

RPD - Relative Percent Difference

N-Nitrosodiphenylamine decomposes and cannot be separated from Diphenylamine using Method 8270. The result reported for each analyte is a combined concentration.

Pace Analytical is NELAP accredited. Contact your Pace PM for the current list of accredited analytes.

LABORATORIES

PASI-M	Pace Analytical Services - Minneapolis
PASI-S	Pace Analytical Services - Seattle

ANALYTE QUALIFIERS

R1	RPD value was outside control limits.
S3	Surrogate recovery exceeded laboratory control limits. Analyte presence below reporting limits in associated samples. Results unaffected by high bias.

This report shall not be reproduced, except in full,
without the written consent of Pace Analytical Services, Inc..

Pace Analytical Services, Inc.
940 South Harney
Seattle, WA 98108
(206)767-5060

QUALITY CONTROL DATA CROSS REFERENCE TABLE

Project: East Bay Redevelopment 138130
Pace Project No.: 255590

Lab ID	Sample ID	QC Batch Method	QC Batch	Analytical Method	Analytical Batch
255590001	**SPL-4-1**	EPA 3546	OEXT/2979	NWTPH-Dx	GCSV/2074
255590002	**SPL-4-2**	EPA 3546	OEXT/2986	NWTPH-Dx	GCSV/2082
255590003	**SPL-4-3**	EPA 3546	OEXT/2986	NWTPH-Dx	GCSV/2082
255590004	**SPL-5-1**	EPA 3546	OEXT/2986	NWTPH-Dx	GCSV/2082
255590005	**SPL-5-2**	EPA 3546	OEXT/2986	NWTPH-Dx	GCSV/2082
255590006	**SPL-5-3**	EPA 3546	OEXT/2986	NWTPH-Dx	GCSV/2082
255590007	**SPL-3-1**	EPA 3546	OEXT/2986	NWTPH-Dx	GCSV/2082
255590008	**SPL-3-2**	EPA 3546	OEXT/2986	NWTPH-Dx	GCSV/2082
255590009	**SPL-3-3**	EPA 3546	OEXT/2986	NWTPH-Dx	GCSV/2082
255590001	**SPL-4-1**	NWTPH-Gx	GCV/2007	NWTPH-Gx	GCV/2013
255590002	**SPL-4-2**	NWTPH-Gx	GCV/2007	NWTPH-Gx	GCV/2013
255590003	**SPL-4-3**	NWTPH-Gx	GCV/2007	NWTPH-Gx	GCV/2013
255590004	**SPL-5-1**	NWTPH-Gx	GCV/2007	NWTPH-Gx	GCV/2013
255590005	**SPL-5-2**	NWTPH-Gx	GCV/2007	NWTPH-Gx	GCV/2013
255590006	**SPL-5-3**	NWTPH-Gx	GCV/2016	NWTPH-Gx	GCV/2024
255590007	**SPL-3-1**	NWTPH-Gx	GCV/2016	NWTPH-Gx	GCV/2024
255590008	**SPL-3-2**	NWTPH-Gx	GCV/2016	NWTPH-Gx	GCV/2024
255590009	**SPL-3-3**	NWTPH-Gx	GCV/2016	NWTPH-Gx	GCV/2024
255590001	**SPL-4-1**	EPA 6020	ICPM/23408	EPA 6020	ICPM/9523
255590002	**SPL-4-2**	EPA 6020	ICPM/23408	EPA 6020	ICPM/9523
255590003	**SPL-4-3**	EPA 6020	ICPM/23408	EPA 6020	ICPM/9523
255590004	**SPL-5-1**	EPA 6020	ICPM/23408	EPA 6020	ICPM/9523
255590005	**SPL-5-2**	EPA 6020	ICPM/23408	EPA 6020	ICPM/9523
255590006	**SPL-5-3**	EPA 6020	ICPM/23408	EPA 6020	ICPM/9523
255590007	**SPL-3-1**	EPA 6020	ICPM/23408	EPA 6020	ICPM/9523
255590008	**SPL-3-2**	EPA 6020	ICPM/23408	EPA 6020	ICPM/9523
255590009	**SPL-3-3**	EPA 6020	ICPM/23408	EPA 6020	ICPM/9523
255590001	**SPL-4-1**	EPA 3546	OEXT/2985	EPA 8270 by SIM	MSSV/1440
255590002	**SPL-4-2**	EPA 3546	OEXT/2985	EPA 8270 by SIM	MSSV/1440
255590003	**SPL-4-3**	EPA 3546	OEXT/2985	EPA 8270 by SIM	MSSV/1440
255590004	**SPL-5-1**	EPA 3546	OEXT/2985	EPA 8270 by SIM	MSSV/1440
255590005	**SPL-5-2**	EPA 3546	OEXT/2985	EPA 8270 by SIM	MSSV/1440
255590006	**SPL-5-3**	EPA 3546	OEXT/2985	EPA 8270 by SIM	MSSV/1440
255590007	**SPL-3-1**	EPA 3546	OEXT/2985	EPA 8270 by SIM	MSSV/1440
255590008	**SPL-3-2**	EPA 3546	OEXT/2985	EPA 8270 by SIM	MSSV/1440
255590009	**SPL-3-3**	EPA 3546	OEXT/2985	EPA 8270 by SIM	MSSV/1440
255590010	**Trip Blank**	EPA 5030B/8260	MSV/3414		
255590001	**SPL-4-1**	EPA 8260	MSV/3395		
255590002	**SPL-4-2**	EPA 8260	MSV/3395		
255590003	**SPL-4-3**	EPA 8260	MSV/3395		
255590004	**SPL-5-1**	EPA 8260	MSV/3429		
255590005	**SPL-5-2**	EPA 8260	MSV/3429		
255590006	**SPL-5-3**	EPA 8260	MSV/3429		
255590007	**SPL-3-1**	EPA 8260	MSV/3429		
255590008	**SPL-3-2**	EPA 8260	MSV/3429		

This report shall not be reproduced, except in full,
without the written consent of Pace Analytical Services, Inc..

Pace Analytical Services, Inc.
940 South Harney
Seattle, WA 98108
(206)767-5060

QUALITY CONTROL DATA CROSS REFERENCE TABLE

Project: East Bay Redevelopment 138130
Pace Project No.: 255590

Lab ID	Sample ID	QC Batch Method	QC Batch	Analytical Method	Analytical Batch
255590009	**SPL-3-3**	EPA 8260	MSV/3429		
255590001	**SPL-4-1**	ASTM D2974-87	PMST/1417		
255590002	**SPL-4-2**	ASTM D2974-87	PMST/1417		
255590003	**SPL-4-3**	ASTM D2974-87	PMST/1417		
255590004	**SPL-5-1**	ASTM D2974-87	PMST/1417		
255590005	**SPL-5-2**	ASTM D2974-87	PMST/1417		
255590006	**SPL-5-3**	ASTM D2974-87	PMST/1417		
255590007	**SPL-3-1**	ASTM D2974-87	PMST/1417		
255590008	**SPL-3-2**	ASTM D2974-87	PMST/1417		
255590009	**SPL-3-3**	ASTM D2974-87	PMST/1417		

This report shall not be reproduced, except in full,
without the written consent of Pace Analytical Services, Inc..

Pace Analytical®
www.pacelabs.com

CHAIN-OF-CUSTODY / Analytical Request Document

The Chain-of-Custody is a LEGAL DOCUMENT. All relevant fields must be completed accurately.

Page: 1 of 1

1391148

Section A — **Required** Client Information:

Company: Brown and Caldwell
Address: 724 Columbia St. NW #420
Olympia WA. 98501
Email To: jturk@brwncald.com
Phone: 360-943-7525 Fax: 360-943-7513
Requested Due Date/TAT: 10 Day TAT

Section B — **Required** Project Information:

Report To: Jan Turk
Copy To:
Purchase Order No.:
Project Name: East Bay Redevelopment
Project Number: 138130

Section C — Invoice Information:

Attention: Same as client
Company Name:
Address:
Pace Quote Reference:
Pace Project Manager:
Pace Profile #: 22238/L1

REGULATORY AGENCY

☐ NPDES ☐ GROUND WATER ☐ DRINKING WATER
☐ UST ☐ RCRA ☐ OTHER _____

Site Location STATE: WA

255590

Section D — **Required** Client Information

SAMPLE ID
(A-Z, 0-9 / ,-)
Sample IDs MUST BE UNIQUE

Matrix Codes (MATRIX / CODE)

Drinking Water	DW
Water	WT
Waste Water	WW
Product	P
Soil/Solid	SL
Oil	OL
Wipe	WP
Air	AR
Tissue	TS
Other	OT

Requested Analysis Filtered (Y/N)

ITEM #	SAMPLE ID	MATRIX CODE (see valid codes to left)	SAMPLE TYPE (G=GRAB C=COMP)	COLLECTED: COMPOSITE START DATE	COMPOSITE START TIME	COMPOSITE END/GRAB DATE	COMPOSITE END/GRAB TIME	SAMPLE TEMP AT COLLECTION	# OF CONTAINERS	Preservatives: Unpreserved	H_2SO_4	HNO_3	HCl	NaOH	$Na_2S_2O_3$	Methanol	Other	Analysis Test Y/N	Metals 6020A*	cPAH 8270C	Dioxins/Furans**	TPH - D, HO, G	BTEX 8260B	Tot. Nap. 8270C	Residual Chlorine (Y/N)	Pace Project No./ Lab I.D.
1	SPL-4-1	SL	G			11/3/10	1025		6	X						X			X	X	X	X	X	X		
2	SPL-4-2						1030		6	X						X			X	X	X	X	X	X		
3	SPL-4-3						1040		6	X						X			X	X	X	X	X	X		
4	SPL-5-1						1100		6	X						X			X	X	X	X	X	X		
5	SPL-5-2						1105		6	X						X			X	X	X	X	X	X		
6	SPL-5-3						1110		6	X						X			X	X	X	X	X	X		
7	SPL-3-1						1240		6	X						X			X	X	X	X	X	X		
8	SPL-3-2						1245		6	X						X			X	X	X	X	X	X		
9	SPL-3-3						1250		6	X						X			X	X	X	X	X	X		
10	Trip Blank						—		3							X						X				
11																											
12																											

* Dioxin Furans to appear on a separate report. RSM 11/04/10

Sep. report**

ADDITIONAL COMMENTS	RELINQUISHED BY / AFFILIATION	DATE	TIME	ACCEPTED BY / AFFILIATION	DATE	TIME	SAMPLE CONDITIONS: Temp in °C	Received on Ice (Y/N)	Custody Sealed Cooler (Y/N)	Samples Intact (Y/N)
*Metals for Arsenic, Cadmium, Lead, Copper, Nickel		11/3/10	1525	K. Cottright PCS	11/3/10	1520				
**Methods 1613/8290	X PCS driver			Pace Analytical Jyothi Swamy	11/03/10	19:30	5.2	Y	N	Y

ORIGINAL

SAMPLER NAME AND SIGNATURE

PRINT Name of SAMPLER: Meredith Smith

SIGNATURE of SAMPLER: _____ DATE Signed (MM/DD/YY): 11/3/10

*Important Note: By signing this form you are accepting Pace's NET 30 day payment terms and agreeing to late charges of 1.5% per month for any invoices not paid within 30 days.

Sample Container Count

CLIENT: Brown + Caldwell

Pace Analytical™ www.pacelabs.com

COC PAGE 1 of 1

COC ID#

255590

Sample Line Item	VG9H	AG1H	AG1U	BG1H	BP1U	BP2U	BP3U	BP2N	BP2S	WGFU	WGKU	VG9U	DG9M		Comments
1										3		2	1		SPL-3-1 11/3/10 1240
2															SPL-3-2 1245
3															SPL-3-3 1250
4															SPL-4-1 1025
5															SPL-4-2 1030
6															SPL-4-3 1040
7															SPL-5-1 1100
8															SPL-5-2 1105
9										3					SPL-53 1110
10															
11															
12	3														Trip Blank? yes -water.

AG1H	1 liter HCL amber glass		BP2S	500mL H2SO4 plastic	JGFU	4oz unpreserved amber wide
AG1U	1liter unpreserved amber glass		BP2U	500mL unpreserved plastic	R	terra core kit
AG2S	500mL H2SO4 amber glass		BP2Z	500mL NaOH, Zn Ac	U	Summa Can
AG2U	500mL unpreserved amber glass		BP3C	250mL NaOH plastic	VG9H	40mL HCL clear vial
AG3S	250mL H2SO4 amber glass		BP3N	250mL HNO3 plastic	VG9T	40mL Na Thio. clear vial
BG1H	1 liter HCL clear glass		BP3S	250mL H2SO4 plastic	VG9U	40mL unpreserved **clear** vial
BG1U	1 liter unpreserved glass		BP3U	250mL unpreserved plastic	VG9W	40mL glass vial preweighted (EPA 5035)
BP1N	1 liter HNO3 plastic		DG9B	40mL Na Bisulfate amber vial	VSG	Headspace septa vial & HCL
BP1S	1 liter H2SO4 plastic		DG9H	40mL HCL amber voa vial	WGFU	4oz clear soil jar
BP1U	1 liter unpreserved plastic		DG9M	40mL MeOH clear vial	WGFX	4oz wide jar w/hexane wipe
BP1Z	1 liter NaOH, Zn, Ac		DG9T	40mL Na Thio amber vial	ZPLC	Ziploc Bag
BP2N	500mL HNO3 plastic		DG9U	40mL unpreserved **amber** vial		
BP2O	500mL NaOH plastic		I	Wipe/Swab		

Pace Analytical

Sample Condition Upon Receipt

255590

Client Name: Brown + Caldwell Project #

Courier: ☐ Fed Ex ☐ UPS ☐ USPS ☐ Client ☐ Commercial ☐ Pace Other PCS

Tracking #:

Custody Seal on Cooler/Box Present: ☐ Yes ☑ No Seals intact: ☐ Yes ☐ No

Packing Material: ☑ Bubble Wrap ☑ Bubble Bags ☐ None ☐ Other Temp. Blank Yes No

Thermometer Used 132013 or 1017319[illegible] or 226099 Type of Ice: Wet Blue None ☐ Samples on ice, cooling process has begun

Cooler Temperature 5.1 Biological Tissue is Frozen: Yes No

Date and Initials of person examining contents:

Temp should be above freezing ≤ 6°C

Comments:

Chain of Custody Present:	☐Yes ☑No ☐N/A	1.	COC not received 11/3/10 19:30 NTS
Chain of Custody Filled Out:	☐Yes ☐No ☐N/A	2.	
Chain of Custody Relinquished:	☐Yes ☐No ☐N/A	3.	
Sampler Name & Signature on COC:	☐Yes ☐No ☐N/A	4.	
Samples Arrived within Hold Time:	☐Yes ☐No ☐N/A	5.	
Short Hold Time Analysis (<72hr):	☐Yes ☐No ☐N/A	6.	
Rush Turn Around Time Requested:	☐Yes ☐No ☑N/A	7.	
Sufficient Volume:	☐Yes ☐No ☐N/A	8.	
Correct Containers Used:	☐Yes ☐No ☐N/A	9.	
-Pace Containers Used:	☐Yes ☐No ☐N/A		
Containers Intact:	☑Yes ☐No ☐N/A	10.	
Filtered volume received for Dissolved tests	☐Yes ☐No ☑N/A	11.	
Sample Labels match COC:	☐Yes ☐No ☐N/A	12.	
-Includes date/time/ID/Analysis Matrix:			
All containers needing preservation have been checked.	☐Yes ☐No ☐N/A	13.	
All containers needing preservation are found to be in compliance with EPA recommendation.	☐Yes ☐No ☐N/A		
Exceptions: VOA, coliform, TOC, O&G		Initial when completed	Lot # of added preservative
Samples checked for dechlorination:	☐Yes ☐No ☑N/A	14.	
Headspace in VOA Vials (>6mm):	☐Yes ☐No ☑N/A	15.	
Trip Blanks Present:	☑Yes ☐No ☐N/A	16.	Water trip blanks
Trip Blank Custody Seals Present	☑Yes ☐No ☐N/A		
Pace Trip Blank Lot # (if purchased):			

Client Notification/ Resolution: Field Data Required? Y / N

Person Contacted: J. Johnson Date/Time: 11/04/10 15:39

Comments/ Resolution:

COC received 11/04/10 08:10 - PCS delivered. RSM

Emailed Josh Johnson for instructions on the trip blank. RSM

Run per client RSM

Project Manager Review: RSM Date: 11/04/10

Note: Whenever there is a discrepancy affecting North Carolina compliance samples, a copy of this form will be sent to the North Carolina DEHNR Certification Office (i.e out of hold, incorrect preservative, out of temp, incorrect containers)

Pace Analytical™

www.pacelabs.com

Pace Analytical Services, Inc.
1700 Elm Street
Minneapolis, MN 55414
Phone: 612.607.1700
Fax: 612.607.6444

Report Prepared for:

Jennifer Gross
PASI Seattle
940 S. Harney Street
Seattle WA 98108

REPORT OF LABORATORY ANALYSIS FOR PCDD/PCDF

Report Information:

Pace Project #: 10142541
Sample Receipt Date: 11/05/2010
Client Project #: 255589
Client Sub PO #: N/A
State Cert #: C755

Invoicing & Reporting Options:

The report provided has been invoiced as a Level 2 PCDD/PCDF Report. If an upgrade of this report package is requested, an additional charge may be applied.

Please review the attached invoice for accuracy and forward any questions to Nate Habte, your Pace Project Manager.

This report has been reviewed by:

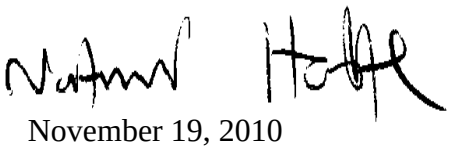

November 19, 2010

Nate Habte, Project Manager
(612) 607-6407
(612) 607-6444 (fax)
natnael.habte@pacelabs.com

ACCREDITED IN ACCORDANCE WITH nelac

Report of Laboratory Analysis

This report should not be reproduced, except in full, without the written consent of Pace Analytical Services, Inc.

The results relate only to the samples included in this report.

Report Prepared Date:
November 19, 2010

Pace Analytical Services, Inc.
1700 Elm Street
Minneapolis, MN 55414
Phone: 612.607.1700
Fax: 612.607.6444

DISCUSSION

This report presents the results from the analyses performed on nine samples submitted by a representative of Pace Analytical Services, Inc. The samples were analyzed for the presence or absence of polychlorodibenzo-p-dioxins (PCDDs) and polychlorodibenzofurans (PCDFs) using a modified version of USEPA Method 8290. Reporting limits were based on signal-to-noise measurements.

The recoveries of the isotopically-labeled PCDD/PCDF internal standards in the sample extracts ranged from 41-96%. All of the labeled standard recoveries obtained for this project were within the 40-135% target range specified in Method 8290. Also, since the quantification of the native 2,3,7,8-substituted congeners was based on isotope dilution, the data were automatically corrected for variation in recovery and accurate values were obtained.

In some cases, interfering substances impacted the determinations of PCDD or PCDF congeners. The affected values were flagged "I" where incorrect isotope ratios were obtained or "P" where polychlorinated diphenyl ethers were present.

A laboratory method blank was prepared and analyzed with the sample batch as part of our routine quality control procedures. The results show the blank to contain background levels of selected congeners. With the exception of one non-2,3,7,8-substituted TCDF congener, these were below the calibration range of the method. Sample levels similar to the corresponding blank levels were flagged "B" on the results tables and may be, at least partially, attributed to the background. It should be noted that levels less than ten times the background are not generally considered to be statistically different from the background.

A laboratory spike sample was also prepared with the sample batch using clean sand that had been fortified with native standard materials. The results show that the spiked native compounds were recovered at 100-128%, indicating a high degree of accuracy for these determinations. Matrix spikes were prepared with the sample batch using sample material from a separate project; results from these analyses will be provided upon request.

This report shall not be reproduced, except in full,
without the written consent of Pace Analytical Services, Inc.

Pace Analytical Services, Inc.
1700 Elm Street - Suite 200
Minneapolis, MN 55414

Tel: 612-607-1700
Fax: 612- 607-6444

Minnesota Laboratory Certifications

Authority	Certificate #	Authority	Certificate #
Alabama	40770	Montana	92
Alaska	MN00064	Nebraska	
Arizona	AZ0014	Nevada	MN000642010A
Arkansas	88-0680	New Jersey (NE	MN002
California	01155CA	New Mexico	MN00064
Colorado	MN00064	New York (NEL	11647
Connecticut	PH-0256	North Carolina	27700
EPA Region 5	WD-15J	North Dakota	R-036
EPA Region 8	8TMS-Q	Ohio	4150
Florida (NELAP	E87605	Ohio VAP	CL101
Georgia (DNR)	959	Oklahoma	D9922
Guam	09-019r	Oregon (ELAP)	MN200001-005
Hawaii	SLD	Oregon (OREL	MN200001-005
Idaho	MN00064	Pennsylvania	68-00563
Illinois	200012	Saipan	MP0003
Indiana	C-MN-01	South Carolina	74003001
Indiana	C-MN-01	Tennesee	2818
Iowa	368	Tennessee	02818
Kansas	E-10167	Texas	T104704192-08
Kentucky	90062	Utah (NELAP)	PAM
Louisiana	LA0900016	Virginia	00251
Maine	2007029	Washington	C755
Maryland	322	West Virginia	9952C
Michigan	9909	Wisconsin	999407970
Minnesota	027-053-137	Wyoming	8TMS-Q
Mississippi	MN00064		

REPORT OF LABORATORY ANALYSIS

This report shall not be reproduced, except in full,
without the written consent of Pace Analytical Services, Inc.

Appendix A

Sample Management

10142541

Chain of Custody

Pace Analytical®
www.pacelabs.com

Workorder: 255589 **Workorder Name:** East Bay Redevelopment 138130 **Owner Received Date:** 11/3/2010 **Results Requested By:** 11/29/2010

Report To	Subcontract To
Jennifer Gross Pace Analytical Services, Inc. 940 South Harney Seattle WA 98108 Phone (206)767-5060 Fax (206)767-5063	Pace Analytical Minnesota 1700 Elm Street Suite 200 Minneapolis, MN 55414 Phone (612)607-1700

Item	Sample ID	Sample Type	Collect Date/Time	Lab ID	Matrix	Preserved Containers: Unpreserved	Requested Analysis: 8290 Dioxins/Furans	LAB USE ONLY
1	SPL-4-1	PS	11/3/2010 10:25	255589001	Solid	1	X	
2	SPL-4-2	PS	11/3/2010 10:30	255589002	Solid	1	X	
3	SPL-4-3	PS	11/3/2010 10:40	255589003	Solid	1	X	
4	SPL-5-1	PS	11/3/2010 11:00	255589004	Solid	1	X	
5	SPL-5-2	PS	11/3/2010 11:05	255589005	Solid	1	X	
6	SPL-5-3	PS	11/3/2010 11:10	255589006	Solid	1	X	
7	SPL-3-1	PS	11/3/2010 12:40	255589007	Solid	1	X	
8	SPL-3-2	PS	11/3/2010 12:45	255589008	Solid	1	X	
9	SPL-3-3	PS	11/3/2010 12:50	255589009	Solid	1	X	

Transfers	Released By	Date/Time	Received By	Date/Time
1	MS	11/4/10 1600	Shirley/Pace	11/5/10
2				
3				

Comments: 1015 8290 Dioxins/Furans

Cooler Temperature on Receipt 1.8 °C | Custody Seal (Y) or N | Received on Ice (Y) or N | Samples Intact (Y) or N

V2

Sample Condition Upon Receipt

Pace Analytical

Client Name: Pace-WA **Project #** 10142541

Courier: ☑ Fed Ex ☐ UPS ☐ USPS ☐ Client ☐ Commercial ☐ Pace Other _____

Tracking #: 7964 1882 3744

Optional: Proj. Due Date: Proj. Name:

Custody Seal on Cooler/Box Present: ☑ yes ☐ no Seals intact: ☐ yes ☐ no

Packing Material: ☐ Bubble Wrap ☐ Bubble Bags ☐ None ☐ Other _____ Temp Blank: Yes _____ No _____

Thermometer Used 80344042 or 179425 **Type of Ice:** (Wet) Blue None ☐ Samples on ice, cooling process has begun

Cooler Temperature 1.8 **Biological Tissue is Frozen:** Yes No

Temp should be above freezing to 6°C

Comments:

Date and initials of person examining contents: 11/5/10 BH

Chain of Custody Present:	☑Yes ☐No ☐N/A	1.
Chain of Custody Filled Out:	☑Yes ☐No ☐N/A	2.
Chain of Custody Relinquished:	☑Yes ☐No ☐N/A	3.
Sampler Name & Signature on COC:	☐Yes ☑No ☐N/A	4.
Samples Arrived within Hold Time:	☑Yes ☐No ☐N/A	5.
Short Hold Time Analysis (<72hr):	☐Yes ☑No ☐N/A	6.
Rush Turn Around Time Requested:	☐Yes ☑No ☐N/A	7.
Sufficient Volume:	☑Yes ☐No ☐N/A	8.
Correct Containers Used:	☑Yes ☐No ☐N/A	9.
-Pace Containers Used:	☑Yes ☐No ☐N/A	
Containers Intact:	☑Yes ☐No ☐N/A	10.
Filtered volume received for Dissolved tests	☐Yes ☐No ☑N/A	11.
Sample Labels match COC:	☑Yes ☐No ☐N/A	12.
-Includes date/time/ID/Analysis Matrix: SL		
All containers needing acid/base preservation have been checked. Noncompliance are noted in 13.	☐Yes ☐No ☑N/A	13. ☐ HNO3 ☐ H2SO4 ☐ NaOH ☐ HCl Samp #
All containers needing preservation are found to be in compliance with EPA recommendation.	☐Yes ☐No ☐N/A	
Exceptions: VOA,Coliform, TOC, Oil and Grease, WI-DRO (water)	☐Yes ☑No	Initial when completed / Lot # of added preservative
Samples checked for dechlorination:	☐Yes ☐No ☑N/A	14.
Headspace in VOA Vials (>6mm):	☐Yes ☐No ☑N/A	15.
Trip Blank Present:	☐Yes ☐No ☑N/A	16.
Trip Blank Custody Seals Present	☐Yes ☐No ☐N/A	
Pace Trip Blank Lot # (if purchased):		

Client Notification/ Resolution: Field Data Required? Y / N

Person Contacted: _____ Date/Time: _____

Comments/ Resolution: _____

Project Manager Review: MAH **Date:** 11/9/10

Note: Whenever there is a discrepancy affecting North Carolina compliance samples, a copy of this form will be sent to the North Carolina DENR.

Pace Analytical Services, Inc.
1700 Elm Street - Suite 200
Minneapolis, MN 55414

Tel: 612-607-1700
Fax: 612- 607-6444

Reporting Flags

A = Reporting Limit based on signal to noise

B = Less than 10x higher than method blank level

C = Result obtained from confirmation analysis

D = Result obtained from analysis of diluted sample

E = Exceeds calibration range

I = Interference present

J = Estimated value

Nn = Value obtained from additional analysis

P = PCDE Interference

R = Recovery outside target range

S = Peak saturated

U = Analyte not detected

V = Result verified by confirmation analysis

X = %D Exceeds limits

Y = Calculated using average of daily RFs

* = See Discussion

This report shall not be reproduced, except in full,
without the written consent of Pace Analytical Services, Inc.

Appendix B

Sample Analysis Summary

Pace Analytical Services, Inc.
1700 Elm Street - Suite 200
Minneapolis, MN 55414

Tel: 612-607-1700
Fax: 612- 607-6444

Method 8290 Sample Analysis Results

Client - PASI Seattle

Client's Sample ID	SPL-4-1		
Lab Sample ID	255589001		
Filename	F101117B_16		
Injected By	SMT		
Total Amount Extracted	12.2 g	Matrix	Solid
% Moisture	9.4	Dilution	NA
Dry Weight Extracted	11.1 g	Collected	11/03/2010 10:25
ICAL ID	F101012	Received	11/05/2010 10:15
CCal Filename(s)	F101117B_19 & F101117B_19	Extracted	11/15/2010 15:45
Method Blank ID	BLANK-26969	Analyzed	11/18/2010 01:28

Native Isomers	Conc ng/Kg	EMPC ng/Kg	EDL ng/Kg		Internal Standards	ng's Added	Percent Recovery
2,3,7,8-TCDF	0.35	-----	0.22	BJ	2,3,7,8-TCDF-13C	2.00	75
Total TCDF	4.70	-----	0.22	B	2,3,7,8-TCDD-13C	2.00	77
					1,2,3,7,8-PeCDF-13C	2.00	84
2,3,7,8-TCDD	ND	-----	0.20		2,3,4,7,8-PeCDF-13C	2.00	91
Total TCDD	2.90	-----	0.20		1,2,3,7,8-PeCDD-13C	2.00	95
					1,2,3,4,7,8-HxCDF-13C	2.00	73
1,2,3,7,8-PeCDF	ND	-----	0.25		1,2,3,6,7,8-HxCDF-13C	2.00	72
2,3,4,7,8-PeCDF	0.70	-----	0.14	J	2,3,4,6,7,8-HxCDF-13C	2.00	70
Total PeCDF	6.30	-----	0.20		1,2,3,7,8,9-HxCDF-13C	2.00	73
					1,2,3,4,7,8-HxCDD-13C	2.00	72
1,2,3,7,8-PeCDD	0.49	-----	0.23	J	1,2,3,6,7,8-HxCDD-13C	2.00	63
Total PeCDD	8.60	-----	0.23		1,2,3,4,6,7,8-HpCDF-13C	2.00	56
					1,2,3,4,7,8,9-HpCDF-13C	2.00	54
1,2,3,4,7,8-HxCDF	-----	5.00	0.14	P	1,2,3,4,6,7,8-HpCDD-13C	2.00	57
1,2,3,6,7,8-HxCDF	0.70	-----	0.11	J	OCDD-13C	4.00	50
2,3,4,6,7,8-HxCDF	0.42	-----	0.16	J			
1,2,3,7,8,9-HxCDF	0.36	-----	0.15	BJ	1,2,3,4-TCDD-13C	2.00	NA
Total HxCDF	6.80	-----	0.14		1,2,3,7,8,9-HxCDD-13C	2.00	NA
1,2,3,4,7,8-HxCDD	-----	0.52	0.26	I	2,3,7,8-TCDD-37Cl4	0.20	75
1,2,3,6,7,8-HxCDD	1.50	-----	0.23	J			
1,2,3,7,8,9-HxCDD	0.88	-----	0.20	J			
Total HxCDD	16.00	-----	0.23				
1,2,3,4,6,7,8-HpCDF	8.80	-----	0.19		Total 2,3,7,8-TCDD		
1,2,3,4,7,8,9-HpCDF	0.70	-----	0.27	J	Equivalence: 1.8 ng/Kg		
Total HpCDF	21.00	-----	0.23		(Using 2005 WHO Factors - Using PRL/2 where ND)		
1,2,3,4,6,7,8-HpCDD	34.00	-----	0.42				
Total HpCDD	64.00	-----	0.42				
OCDF	34.00	-----	0.31				
OCDD	320.00	-----	0.19				

Conc = Concentration (Totals include 2,3,7,8-substituted isomers).
EMPC = Estimated Maximum Possible Concentration
EDL = Estimated Detection Limit

ND = Not Detected
NA = Not Applicable
NC = Not Calculated

Results reported on a dry weight basis and are valid to no more than 2 significant figures.
J = Estimated value
B = Less than 10x higher than method blank level
P = PCDE Interference
I = Interference present

REPORT OF LABORATORY ANALYSIS

This report shall not be reproduced, except in full,
without the written consent of Pace Analytical Services, Inc.

Pace Analytical Services, Inc.
1700 Elm Street - Suite 200
Minneapolis, MN 55414

Tel: 612-607-1700
Fax: 612- 607-6444

Method 8290 Sample Analysis Results

Client - PASI Seattle

Client's Sample ID	SPL-4-2		
Lab Sample ID	255589002		
Filename	F101117B_17		
Injected By	SMT		
Total Amount Extracted	11.2 g	Matrix	Solid
% Moisture	9.8	Dilution	NA
Dry Weight Extracted	10.1 g	Collected	11/03/2010 10:30
ICAL ID	F101012	Received	11/05/2010 10:15
CCal Filename(s)	F101117B_19 & F101117B_19	Extracted	11/15/2010 15:45
Method Blank ID	BLANK-26969	Analyzed	11/18/2010 02:15

Native Isomers	Conc ng/Kg	EMPC ng/Kg	EDL ng/Kg		Internal Standards	ng's Added	Percent Recovery
2,3,7,8-TCDF	-----	0.33	0.14	I	2,3,7,8-TCDF-13C	2.00	75
Total TCDF	4.30	-----	0.14	B	2,3,7,8-TCDD-13C	2.00	79
					1,2,3,7,8-PeCDF-13C	2.00	83
2,3,7,8-TCDD	ND	-----	0.12		2,3,4,7,8-PeCDF-13C	2.00	91
Total TCDD	2.70	-----	0.12		1,2,3,7,8-PeCDD-13C	2.00	95
					1,2,3,4,7,8-HxCDF-13C	2.00	73
1,2,3,7,8-PeCDF	ND	-----	0.15		1,2,3,6,7,8-HxCDF-13C	2.00	71
2,3,4,7,8-PeCDF	0.37	-----	0.30	J	2,3,4,6,7,8-HxCDF-13C	2.00	67
Total PeCDF	3.30	-----	0.22	J	1,2,3,7,8,9-HxCDF-13C	2.00	69
					1,2,3,4,7,8-HxCDD-13C	2.00	73
1,2,3,7,8-PeCDD	0.36	-----	0.31	J	1,2,3,6,7,8-HxCDD-13C	2.00	55
Total PeCDD	6.90	-----	0.31		1,2,3,4,6,7,8-HpCDF-13C	2.00	50
					1,2,3,4,7,8,9-HpCDF-13C	2.00	41
1,2,3,4,7,8-HxCDF	1.10	-----	0.19	BJ	1,2,3,4,6,7,8-HpCDD-13C	2.00	50
1,2,3,6,7,8-HxCDF	0.61	-----	0.22	J	OCDD-13C	4.00	42
2,3,4,6,7,8-HxCDF	-----	0.42	0.27	I			
1,2,3,7,8,9-HxCDF	ND	-----	0.33		1,2,3,4-TCDD-13C	2.00	NA
Total HxCDF	8.00	-----	0.25		1,2,3,7,8,9-HxCDD-13C	2.00	NA
1,2,3,4,7,8-HxCDD	0.56	-----	0.20	J	2,3,7,8-TCDD-37Cl4	0.20	77
1,2,3,6,7,8-HxCDD	1.10	-----	0.16	J			
1,2,3,7,8,9-HxCDD	0.83	-----	0.18	J			
Total HxCDD	15.00	-----	0.18				
1,2,3,4,6,7,8-HpCDF	9.60	-----	0.30		Total 2,3,7,8-TCDD		
1,2,3,4,7,8,9-HpCDF	0.64	-----	0.52	J	Equivalence: 1.5 ng/Kg		
Total HpCDF	35.00	-----	0.41		(Using 2005 WHO Factors - Using PRL/2 where ND)		
1,2,3,4,6,7,8-HpCDD	28.00	-----	0.61				
Total HpCDD	51.00	-----	0.61				
OCDF	33.00	-----	0.59				
OCDD	280.00	-----	0.36				

Conc = Concentration (Totals include 2,3,7,8-substituted isomers).
EMPC = Estimated Maximum Possible Concentration
EDL = Estimated Detection Limit

ND = Not Detected
NA = Not Applicable
NC = Not Calculated

Results reported on a dry weight basis and are valid to no more than 2 significant figures.
J = Estimated value
B = Less than 10x higher than method blank level
I = Interference present

REPORT OF LABORATORY ANALYSIS

This report shall not be reproduced, except in full,
without the written consent of Pace Analytical Services, Inc.

Pace Analytical Services, Inc.
1700 Elm Street - Suite 200
Minneapolis, MN 55414

Tel: 612-607-1700
Fax: 612- 607-6444

Method 8290 Sample Analysis Results

Client - PASI Seattle

Client's Sample ID	SPL-4-3		
Lab Sample ID	255589003		
Filename	F101118A_03		
Injected By	SMT		
Total Amount Extracted	11.8 g	Matrix	Solid
% Moisture	8.4	Dilution	NA
Dry Weight Extracted	10.8 g	Collected	11/03/2010 10:40
ICAL ID	F101012	Received	11/05/2010 10:15
CCal Filename(s)	F101117B_19 & F101118A_18	Extracted	11/15/2010 15:45
Method Blank ID	BLANK-26969	Analyzed	11/18/2010 06:07

Native Isomers	Conc ng/Kg	EMPC ng/Kg	EDL ng/Kg		Internal Standards	ng's Added	Percent Recovery
2,3,7,8-TCDF	-----	0.45	0.19	I	2,3,7,8-TCDF-13C	2.00	72
Total TCDF	4.70	-----	0.19	B	2,3,7,8-TCDD-13C	2.00	74
					1,2,3,7,8-PeCDF-13C	2.00	81
2,3,7,8-TCDD	ND	-----	0.14		2,3,4,7,8-PeCDF-13C	2.00	93
Total TCDD	7.80	-----	0.14		1,2,3,7,8-PeCDD-13C	2.00	96
					1,2,3,4,7,8-HxCDF-13C	2.00	68
1,2,3,7,8-PeCDF	0.35	-----	0.30	J	1,2,3,6,7,8-HxCDF-13C	2.00	69
2,3,4,7,8-PeCDF	0.75	-----	0.25	J	2,3,4,6,7,8-HxCDF-13C	2.00	68
Total PeCDF	6.30	-----	0.28		1,2,3,7,8,9-HxCDF-13C	2.00	75
					1,2,3,4,7,8-HxCDD-13C	2.00	66
1,2,3,7,8-PeCDD	0.44	-----	0.27	J	1,2,3,6,7,8-HxCDD-13C	2.00	66
Total PeCDD	11.00	-----	0.27		1,2,3,4,6,7,8-HpCDF-13C	2.00	56
					1,2,3,4,7,8,9-HpCDF-13C	2.00	59
1,2,3,4,7,8-HxCDF	-----	4.30	0.14	P	1,2,3,4,6,7,8-HpCDD-13C	2.00	57
1,2,3,6,7,8-HxCDF	0.61	-----	0.15	J	OCDD-13C	4.00	56
2,3,4,6,7,8-HxCDF	0.49	-----	0.20	J			
1,2,3,7,8,9-HxCDF	0.32	-----	0.22	BJ	1,2,3,4-TCDD-13C	2.00	NA
Total HxCDF	6.70	-----	0.18		1,2,3,7,8,9-HxCDD-13C	2.00	NA
1,2,3,4,7,8-HxCDD	0.37	-----	0.19	J	2,3,7,8-TCDD-37Cl4	0.20	72
1,2,3,6,7,8-HxCDD	1.40	-----	0.14	J			
1,2,3,7,8,9-HxCDD	0.74	-----	0.25	J			
Total HxCDD	16.00	-----	0.19				
1,2,3,4,6,7,8-HpCDF	6.90	-----	0.26		Total 2,3,7,8-TCDD		
1,2,3,4,7,8,9-HpCDF	0.74	-----	0.32	J	Equivalence: 1.5 ng/Kg		
Total HpCDF	7.70	-----	0.29		(Using 2005 WHO Factors - Using PRL/2 where ND)		
1,2,3,4,6,7,8-HpCDD	24.00	-----	0.41				
Total HpCDD	44.00	-----	0.41				
OCDF	24.00	-----	0.27				
OCDD	200.00	-----	0.39				

Conc = Concentration (Totals include 2,3,7,8-substituted isomers).
EMPC = Estimated Maximum Possible Concentration
EDL = Estimated Detection Limit

ND = Not Detected
NA = Not Applicable
NC = Not Calculated

Results reported on a dry weight basis and are valid to no more than 2 significant figures.
J = Estimated value
B = Less than 10x higher than method blank level
P = PCDE Interference
I = Interference present

REPORT OF LABORATORY ANALYSIS

This report shall not be reproduced, except in full,
without the written consent of Pace Analytical Services, Inc.

Pace Analytical Services, Inc.
1700 Elm Street - Suite 200
Minneapolis, MN 55414

Tel: 612-607-1700
Fax: 612- 607-6444

Method 8290 Sample Analysis Results

Client - PASI Seattle

Client's Sample ID	SPL-5-1		
Lab Sample ID	255589004		
Filename	F101118A_04		
Injected By	SMT		
Total Amount Extracted	11.6 g	Matrix	Solid
% Moisture	10.1	Dilution	NA
Dry Weight Extracted	10.4 g	Collected	11/03/2010 11:00
ICAL ID	F101012	Received	11/05/2010 10:15
CCal Filename(s)	F101117B_19 & F101118A_18	Extracted	11/15/2010 15:45
Method Blank ID	BLANK-26969	Analyzed	11/18/2010 06:53

Native Isomers	Conc ng/Kg	EMPC ng/Kg	EDL ng/Kg		Internal Standards	ng's Added	Percent Recovery
2,3,7,8-TCDF	0.25	-----	0.200	BJ	2,3,7,8-TCDF-13C	2.00	62
Total TCDF	1.90	-----	0.200	B	2,3,7,8-TCDD-13C	2.00	64
					1,2,3,7,8-PeCDF-13C	2.00	70
2,3,7,8-TCDD	ND	-----	0.330		2,3,4,7,8-PeCDF-13C	2.00	83
Total TCDD	ND	-----	0.330		1,2,3,7,8-PeCDD-13C	2.00	82
					1,2,3,4,7,8-HxCDF-13C	2.00	60
1,2,3,7,8-PeCDF	ND	-----	0.160		1,2,3,6,7,8-HxCDF-13C	2.00	65
2,3,4,7,8-PeCDF	0.25	-----	0.160	J	2,3,4,6,7,8-HxCDF-13C	2.00	63
Total PeCDF	1.80	-----	0.160	BJ	1,2,3,7,8,9-HxCDF-13C	2.00	69
					1,2,3,4,7,8-HxCDD-13C	2.00	55
1,2,3,7,8-PeCDD	ND	-----	0.190		1,2,3,6,7,8-HxCDD-13C	2.00	68
Total PeCDD	1.20	-----	0.190	J	1,2,3,4,6,7,8-HpCDF-13C	2.00	51
					1,2,3,4,7,8,9-HpCDF-13C	2.00	50
1,2,3,4,7,8-HxCDF	-----	1.30	0.170	P	1,2,3,4,6,7,8-HpCDD-13C	2.00	49
1,2,3,6,7,8-HxCDF	-----	0.17	0.130	I	OCDD-13C	4.00	51
2,3,4,6,7,8-HxCDF	0.15	-----	0.100	J			
1,2,3,7,8,9-HxCDF	ND	-----	0.160		1,2,3,4-TCDD-13C	2.00	NA
Total HxCDF	1.90	-----	0.140	BJ	1,2,3,7,8,9-HxCDD-13C	2.00	NA
1,2,3,4,7,8-HxCDD	ND	-----	0.210		2,3,7,8-TCDD-37Cl4	0.20	67
1,2,3,6,7,8-HxCDD	0.31	-----	0.180	J			
1,2,3,7,8,9-HxCDD	ND	-----	0.160				
Total HxCDD	2.70	-----	0.180	J			
1,2,3,4,6,7,8-HpCDF	2.00	-----	0.200	J	Total 2,3,7,8-TCDD		
1,2,3,4,7,8,9-HpCDF	ND	-----	0.290		Equivalence: 0.57 ng/Kg		
Total HpCDF	6.50	-----	0.250		(Using 2005 WHO Factors - Using PRL/2 where ND)		
1,2,3,4,6,7,8-HpCDD	7.80	-----	0.480				
Total HpCDD	16.00	-----	0.480				
OCDF	5.50	-----	0.310	J			
OCDD	67.00	-----	0.480				

Conc = Concentration (Totals include 2,3,7,8-substituted isomers).
EMPC = Estimated Maximum Possible Concentration
EDL = Estimated Detection Limit

ND = Not Detected
NA = Not Applicable
NC = Not Calculated

Results reported on a dry weight basis and are valid to no more than 2 significant figures.
J = Estimated value
B = Less than 10x higher than method blank level
P = PCDE Interference
I = Interference present

REPORT OF LABORATORY ANALYSIS

This report shall not be reproduced, except in full,
without the written consent of Pace Analytical Services, Inc.

Pace Analytical Services, Inc.
1700 Elm Street - Suite 200
Minneapolis, MN 55414

Tel: 612-607-1700
Fax: 612- 607-6444

Method 8290 Sample Analysis Results

Client - PASI Seattle

Client's Sample ID	SPL-5-2		
Lab Sample ID	255589005		
Filename	F101118A_05		
Injected By	SMT		
Total Amount Extracted	11.9 g	Matrix	Solid
% Moisture	10.4	Dilution	NA
Dry Weight Extracted	10.7 g	Collected	11/03/2010 11:05
ICAL ID	F101012	Received	11/05/2010 10:15
CCal Filename(s)	F101117B_19 & F101118A_18	Extracted	11/15/2010 15:45
Method Blank ID	BLANK-26969	Analyzed	11/18/2010 07:40

Native Isomers	Conc ng/Kg	EMPC ng/Kg	EDL ng/Kg		Internal Standards	ng's Added	Percent Recovery
2,3,7,8-TCDF	ND	-----	0.200		2,3,7,8-TCDF-13C	2.00	68
Total TCDF	1.40	-----	0.200	B	2,3,7,8-TCDD-13C	2.00	68
					1,2,3,7,8-PeCDF-13C	2.00	78
2,3,7,8-TCDD	ND	-----	0.180		2,3,4,7,8-PeCDF-13C	2.00	87
Total TCDD	0.96	-----	0.180		1,2,3,7,8-PeCDD-13C	2.00	89
					1,2,3,4,7,8-HxCDF-13C	2.00	65
1,2,3,7,8-PeCDF	ND	-----	0.200		1,2,3,6,7,8-HxCDF-13C	2.00	64
2,3,4,7,8-PeCDF	-----	0.15	0.130	I	2,3,4,6,7,8-HxCDF-13C	2.00	66
Total PeCDF	0.64	-----	0.160	BJ	1,2,3,7,8,9-HxCDF-13C	2.00	70
					1,2,3,4,7,8-HxCDD-13C	2.00	64
1,2,3,7,8-PeCDD	ND	-----	0.150		1,2,3,6,7,8-HxCDD-13C	2.00	65
Total PeCDD	1.50	-----	0.150	J	1,2,3,4,6,7,8-HpCDF-13C	2.00	55
					1,2,3,4,7,8,9-HpCDF-13C	2.00	56
1,2,3,4,7,8-HxCDF	-----	0.92	0.100	P	1,2,3,4,6,7,8-HpCDD-13C	2.00	53
1,2,3,6,7,8-HxCDF	0.14	-----	0.140	J	OCDD-13C	4.00	56
2,3,4,6,7,8-HxCDF	ND	-----	0.140				
1,2,3,7,8,9-HxCDF	ND	-----	0.200		1,2,3,4-TCDD-13C	2.00	NA
Total HxCDF	0.95	-----	0.140	BJ	1,2,3,7,8,9-HxCDD-13C	2.00	NA
1,2,3,4,7,8-HxCDD	ND	-----	0.120		2,3,7,8-TCDD-37Cl4	0.20	66
1,2,3,6,7,8-HxCDD	0.25	-----	0.093	J			
1,2,3,7,8,9-HxCDD	ND	-----	0.170				
Total HxCDD	1.70	-----	0.130	J			
1,2,3,4,6,7,8-HpCDF	1.40	-----	0.090	J	Total 2,3,7,8-TCDD		
1,2,3,4,7,8,9-HpCDF	ND	-----	0.110		Equivalence: 0.35 ng/Kg		
Total HpCDF	3.40	-----	0.100	J	(Using 2005 WHO Factors - Using PRL/2 where ND)		
1,2,3,4,6,7,8-HpCDD	5.10	-----	0.210				
Total HpCDD	9.10	-----	0.210				
OCDF	4.60	-----	0.270	J			
OCDD	44.00	-----	0.310				

Conc = Concentration (Totals include 2,3,7,8-substituted isomers).
EMPC = Estimated Maximum Possible Concentration
EDL = Estimated Detection Limit

ND = Not Detected
NA = Not Applicable
NC = Not Calculated

Results reported on a dry weight basis and are valid to no more than 2 significant figures.
J = Estimated value
B = Less than 10x higher than method blank level
P = PCDE Interference
I = Interference present

REPORT OF LABORATORY ANALYSIS

This report shall not be reproduced, except in full,
without the written consent of Pace Analytical Services, Inc.

Pace Analytical Services, Inc.
1700 Elm Street - Suite 200
Minneapolis, MN 55414

Tel: 612-607-1700
Fax: 612- 607-6444

Method 8290 Sample Analysis Results

Client - PASI Seattle

Client's Sample ID	SPL-5-3		
Lab Sample ID	255589006		
Filename	F101118A_06		
Injected By	SMT		
Total Amount Extracted	11.3 g	Matrix	Solid
% Moisture	7.2	Dilution	NA
Dry Weight Extracted	10.4 g	Collected	11/03/2010 11:10
ICAL ID	F101012	Received	11/05/2010 10:15
CCal Filename(s)	F101117B_19 & F101118A_18	Extracted	11/15/2010 15:45
Method Blank ID	BLANK-26969	Analyzed	11/18/2010 08:26

Native Isomers	Conc ng/Kg	EMPC ng/Kg	EDL ng/Kg		Internal Standards	ng's Added	Percent Recovery
2,3,7,8-TCDF	ND	-----	0.120		2,3,7,8-TCDF-13C	2.00	70
Total TCDF	0.67	-----	0.120	BJ	2,3,7,8-TCDD-13C	2.00	70
					1,2,3,7,8-PeCDF-13C	2.00	77
2,3,7,8-TCDD	ND	-----	0.130		2,3,4,7,8-PeCDF-13C	2.00	89
Total TCDD	ND	-----	0.130		1,2,3,7,8-PeCDD-13C	2.00	88
					1,2,3,4,7,8-HxCDF-13C	2.00	64
1,2,3,7,8-PeCDF	ND	-----	0.120		1,2,3,6,7,8-HxCDF-13C	2.00	69
2,3,4,7,8-PeCDF	-----	0.13	0.083	I	2,3,4,6,7,8-HxCDF-13C	2.00	67
Total PeCDF	0.15	-----	0.100	BJ	1,2,3,7,8,9-HxCDF-13C	2.00	72
					1,2,3,4,7,8-HxCDD-13C	2.00	57
1,2,3,7,8-PeCDD	ND	-----	0.120		1,2,3,6,7,8-HxCDD-13C	2.00	71
Total PeCDD	ND	-----	0.120		1,2,3,4,6,7,8-HpCDF-13C	2.00	52
					1,2,3,4,7,8,9-HpCDF-13C	2.00	54
1,2,3,4,7,8-HxCDF	0.19	-----	0.088	BJ	1,2,3,4,6,7,8-HpCDD-13C	2.00	50
1,2,3,6,7,8-HxCDF	ND	-----	0.082		OCDD-13C	4.00	50
2,3,4,6,7,8-HxCDF	ND	-----	0.093				
1,2,3,7,8,9-HxCDF	ND	-----	0.120		1,2,3,4-TCDD-13C	2.00	NA
Total HxCDF	0.19	-----	0.096	BJ	1,2,3,7,8,9-HxCDD-13C	2.00	NA
1,2,3,4,7,8-HxCDD	ND	-----	0.110		2,3,7,8-TCDD-37Cl4	0.20	74
1,2,3,6,7,8-HxCDD	ND	-----	0.088				
1,2,3,7,8,9-HxCDD	ND	-----	0.083				
Total HxCDD	0.55	-----	0.095	J			
1,2,3,4,6,7,8-HpCDF	0.30	-----	0.150	J	Total 2,3,7,8-TCDD		
1,2,3,4,7,8,9-HpCDF	ND	-----	0.190		Equivalence: 0.22 ng/Kg		
Total HpCDF	0.30	-----	0.170	J	(Using 2005 WHO Factors - Using PRL/2 where ND)		
1,2,3,4,6,7,8-HpCDD	1.50	-----	0.270	BJ			
Total HpCDD	3.70	-----	0.270	J			
OCDF	1.10	-----	0.240	J			
OCDD	14.00	-----	0.260				

Conc = Concentration (Totals include 2,3,7,8-substituted isomers).
EMPC = Estimated Maximum Possible Concentration
EDL = Estimated Detection Limit

ND = Not Detected
NA = Not Applicable
NC = Not Calculated

Results reported on a dry weight basis and are valid to no more than 2 significant figures.
J = Estimated value
B = Less than 10x higher than method blank level
I = Interference present

REPORT OF LABORATORY ANALYSIS

This report shall not be reproduced, except in full,
without the written consent of Pace Analytical Services, Inc.

Pace Analytical Services, Inc.
1700 Elm Street - Suite 200
Minneapolis, MN 55414

Tel: 612-607-1700
Fax: 612- 607-6444

Method 8290 Sample Analysis Results

Client - PASI Seattle

Client's Sample ID	SPL-3-1		
Lab Sample ID	255589007		
Filename	F101118A_07		
Injected By	SMT		
Total Amount Extracted	13.8 g	Matrix	Solid
% Moisture	48.4	Dilution	NA
Dry Weight Extracted	7.12 g	Collected	11/03/2010 12:40
ICAL ID	F101012	Received	11/05/2010 10:15
CCal Filename(s)	F101117B_19 & F101118A_18	Extracted	11/15/2010 15:45
Method Blank ID	BLANK-26969	Analyzed	11/18/2010 09:13

Native Isomers	Conc ng/Kg	EMPC ng/Kg	EDL ng/Kg		Internal Standards	ng's Added	Percent Recovery
2,3,7,8-TCDF	1.30	-----	0.29	BJ	2,3,7,8-TCDF-13C	2.00	66
Total TCDF	29.00	-----	0.29		2,3,7,8-TCDD-13C	2.00	70
					1,2,3,7,8-PeCDF-13C	2.00	73
2,3,7,8-TCDD	ND	-----	0.36		2,3,4,7,8-PeCDF-13C	2.00	73
Total TCDD	11.00	-----	0.36		1,2,3,7,8-PeCDD-13C	2.00	80
					1,2,3,4,7,8-HxCDF-13C	2.00	59
1,2,3,7,8-PeCDF	ND	-----	0.46		1,2,3,6,7,8-HxCDF-13C	2.00	57
2,3,4,7,8-PeCDF	0.95	-----	0.31	J	2,3,4,6,7,8-HxCDF-13C	2.00	53
Total PeCDF	8.80	-----	0.39		1,2,3,7,8,9-HxCDF-13C	2.00	56
					1,2,3,4,7,8-HxCDD-13C	2.00	56
1,2,3,7,8-PeCDD	-----	0.49	0.34	I	1,2,3,6,7,8-HxCDD-13C	2.00	48
Total PeCDD	8.90	-----	0.34		1,2,3,4,6,7,8-HpCDF-13C	2.00	42
					1,2,3,4,7,8,9-HpCDF-13C	2.00	41
1,2,3,4,7,8-HxCDF	0.43	-----	0.23	BJ	1,2,3,4,6,7,8-HpCDD-13C	2.00	42
1,2,3,6,7,8-HxCDF	0.38	-----	0.24	J	OCDD-13C	4.00	41
2,3,4,6,7,8-HxCDF	0.38	-----	0.27	J			
1,2,3,7,8,9-HxCDF	ND	-----	0.23		1,2,3,4-TCDD-13C	2.00	NA
Total HxCDF	4.30	-----	0.24	J	1,2,3,7,8,9-HxCDD-13C	2.00	NA
1,2,3,4,7,8-HxCDD	ND	-----	0.37		2,3,7,8-TCDD-37Cl4	0.20	79
1,2,3,6,7,8-HxCDD	-----	0.65	0.40	I			
1,2,3,7,8,9-HxCDD	-----	0.46	0.31	I			
Total HxCDD	5.10	-----	0.36	J			
1,2,3,4,6,7,8-HpCDF	2.40	-----	0.26	J	Total 2,3,7,8-TCDD		
1,2,3,4,7,8,9-HpCDF	ND	-----	0.32		Equivalence: 1.1 ng/Kg		
Total HpCDF	4.80	-----	0.29	J	(Using 2005 WHO Factors - Using PRL/2 where ND)		
1,2,3,4,6,7,8-HpCDD	7.50	-----	0.50				
Total HpCDD	17.00	-----	0.50				
OCDF	8.40	-----	0.42	J			
OCDD	95.00	-----	0.56				

Conc = Concentration (Totals include 2,3,7,8-substituted isomers).
EMPC = Estimated Maximum Possible Concentration
EDL = Estimated Detection Limit

ND = Not Detected
NA = Not Applicable
NC = Not Calculated

Results reported on a dry weight basis and are valid to no more than 2 significant figures.
J = Estimated value
B = Less than 10x higher than method blank level
I = Interference present

REPORT OF LABORATORY ANALYSIS

This report shall not be reproduced, except in full,
without the written consent of Pace Analytical Services, Inc.

Pace Analytical Services, Inc.
1700 Elm Street - Suite 200
Minneapolis, MN 55414

Tel: 612-607-1700
Fax: 612- 607-6444

Method 8290 Sample Analysis Results

Client - PASI Seattle

Client's Sample ID	SPL-3-2		
Lab Sample ID	255589008		
Filename	F101118A_08		
Injected By	SMT		
Total Amount Extracted	13.2 g	Matrix	Solid
% Moisture	23.3	Dilution	NA
Dry Weight Extracted	10.1 g	Collected	11/03/2010 12:45
ICAL ID	F101012	Received	11/05/2010 10:15
CCal Filename(s)	F101117B_19 & F101118A_18	Extracted	11/15/2010 15:45
Method Blank ID	BLANK-26969	Analyzed	11/18/2010 09:59

Native Isomers	Conc ng/Kg	EMPC ng/Kg	EDL ng/Kg		Internal Standards	ng's Added	Percent Recovery
2,3,7,8-TCDF	0.35	-----	0.17	BJ	2,3,7,8-TCDF-13C	2.00	63
Total TCDF	2.90	-----	0.17	B	2,3,7,8-TCDD-13C	2.00	65
					1,2,3,7,8-PeCDF-13C	2.00	71
2,3,7,8-TCDD	ND	-----	0.17		2,3,4,7,8-PeCDF-13C	2.00	83
Total TCDD	0.28	-----	0.17	J	1,2,3,7,8-PeCDD-13C	2.00	83
					1,2,3,4,7,8-HxCDF-13C	2.00	58
1,2,3,7,8-PeCDF	ND	-----	0.27		1,2,3,6,7,8-HxCDF-13C	2.00	63
2,3,4,7,8-PeCDF	ND	-----	0.16		2,3,4,6,7,8-HxCDF-13C	2.00	61
Total PeCDF	1.30	-----	0.22	BJ	1,2,3,7,8,9-HxCDF-13C	2.00	66
					1,2,3,4,7,8-HxCDD-13C	2.00	51
1,2,3,7,8-PeCDD	ND	-----	0.15		1,2,3,6,7,8-HxCDD-13C	2.00	65
Total PeCDD	0.75	-----	0.15	J	1,2,3,4,6,7,8-HpCDF-13C	2.00	50
					1,2,3,4,7,8,9-HpCDF-13C	2.00	47
1,2,3,4,7,8-HxCDF	-----	0.92	0.15	P	1,2,3,4,6,7,8-HpCDD-13C	2.00	47
1,2,3,6,7,8-HxCDF	ND	-----	0.14		OCDD-13C	4.00	47
2,3,4,6,7,8-HxCDF	ND	-----	0.16				
1,2,3,7,8,9-HxCDF	ND	-----	0.20		1,2,3,4-TCDD-13C	2.00	NA
Total HxCDF	ND	-----	0.17		1,2,3,7,8,9-HxCDD-13C	2.00	NA
1,2,3,4,7,8-HxCDD	ND	-----	0.19		2,3,7,8-TCDD-37Cl4	0.20	73
1,2,3,6,7,8-HxCDD	ND	-----	0.11				
1,2,3,7,8,9-HxCDD	ND	-----	0.13				
Total HxCDD	0.39	-----	0.14	J			
1,2,3,4,6,7,8-HpCDF	0.41	-----	0.16	J	Total 2,3,7,8-TCDD		
1,2,3,4,7,8,9-HpCDF	ND	-----	0.28		Equivalence: 0.29 ng/Kg		
Total HpCDF	1.40	-----	0.22	J	(Using 2005 WHO Factors - Using PRL/2 where ND)		
1,2,3,4,6,7,8-HpCDD	-----	1.00	0.25	I			
Total HpCDD	1.60	-----	0.25	J			
OCDF	-----	1.20	0.32	I			
OCDD	9.80	-----	0.18	J			

Conc = Concentration (Totals include 2,3,7,8-substituted isomers).
EMPC = Estimated Maximum Possible Concentration
EDL = Estimated Detection Limit

ND = Not Detected
NA = Not Applicable
NC = Not Calculated

Results reported on a dry weight basis and are valid to no more than 2 significant figures.
J = Estimated value
B = Less than 10x higher than method blank level
P = PCDE Interference
I = Interference present

REPORT OF LABORATORY ANALYSIS

This report shall not be reproduced, except in full,
without the written consent of Pace Analytical Services, Inc.

Pace Analytical Services, Inc.
1700 Elm Street - Suite 200
Minneapolis, MN 55414

Tel: 612-607-1700
Fax: 612- 607-6444

Method 8290 Sample Analysis Results

Client - PASI Seattle

Client's Sample ID	SPL-3-3		
Lab Sample ID	255589009		
Filename	F101118A_09		
Injected By	SMT		
Total Amount Extracted	13.5 g	Matrix	Solid
% Moisture	23.2	Dilution	NA
Dry Weight Extracted	10.3 g	Collected	11/03/2010 12:50
ICAL ID	F101012	Received	11/05/2010 10:15
CCal Filename(s)	F101117B_19 & F101118A_18	Extracted	11/15/2010 15:45
Method Blank ID	BLANK-26969	Analyzed	11/18/2010 10:45

Native Isomers	Conc ng/Kg	EMPC ng/Kg	EDL ng/Kg		Internal Standards	ng's Added	Percent Recovery
2,3,7,8-TCDF	0.300	-----	0.170	BJ	2,3,7,8-TCDF-13C	2.00	66
Total TCDF	4.300	-----	0.170	B	2,3,7,8-TCDD-13C	2.00	67
					1,2,3,7,8-PeCDF-13C	2.00	72
2,3,7,8-TCDD	ND	-----	0.180		2,3,4,7,8-PeCDF-13C	2.00	78
Total TCDD	0.310	-----	0.180	J	1,2,3,7,8-PeCDD-13C	2.00	81
					1,2,3,4,7,8-HxCDF-13C	2.00	62
1,2,3,7,8-PeCDF	ND	-----	0.200		1,2,3,6,7,8-HxCDF-13C	2.00	60
2,3,4,7,8-PeCDF	0.200	-----	0.130	J	2,3,4,6,7,8-HxCDF-13C	2.00	59
Total PeCDF	1.700	-----	0.170	BJ	1,2,3,7,8,9-HxCDF-13C	2.00	65
					1,2,3,4,7,8-HxCDD-13C	2.00	57
1,2,3,7,8-PeCDD	ND	-----	0.170		1,2,3,6,7,8-HxCDD-13C	2.00	60
Total PeCDD	0.690	-----	0.170	J	1,2,3,4,6,7,8-HpCDF-13C	2.00	50
					1,2,3,4,7,8,9-HpCDF-13C	2.00	51
1,2,3,4,7,8-HxCDF	-----	0.25	0.092	P	1,2,3,4,6,7,8-HpCDD-13C	2.00	50
1,2,3,6,7,8-HxCDF	0.100	-----	0.074	J	OCDD-13C	4.00	50
2,3,4,6,7,8-HxCDF	ND	-----	0.100				
1,2,3,7,8,9-HxCDF	ND	-----	0.096		1,2,3,4-TCDD-13C	2.00	NA
Total HxCDF	0.230	-----	0.091	BJ	1,2,3,7,8,9-HxCDD-13C	2.00	NA
1,2,3,4,7,8-HxCDD	ND	-----	0.140		2,3,7,8-TCDD-37Cl4	0.20	73
1,2,3,6,7,8-HxCDD	ND	-----	0.130				
1,2,3,7,8,9-HxCDD	ND	-----	0.088				
Total HxCDD	1.100	-----	0.120	J			
1,2,3,4,6,7,8-HpCDF	0.450	-----	0.120	J	Total 2,3,7,8-TCDD		
1,2,3,4,7,8,9-HpCDF	ND	-----	0.160		Equivalence: 0.33 ng/Kg		
Total HpCDF	1.300	-----	0.140	J	(Using 2005 WHO Factors - Using PRL/2 where ND)		
1,2,3,4,6,7,8-HpCDD	1.100	-----	0.130	BJ			
Total HpCDD	1.100	-----	0.130	BJ			
OCDF	1.200	-----	0.220	J			
OCDD	9.800	-----	0.310				

Conc = Concentration (Totals include 2,3,7,8-substituted isomers).
EMPC = Estimated Maximum Possible Concentration
EDL = Estimated Detection Limit

ND = Not Detected
NA = Not Applicable
NC = Not Calculated

Results reported on a dry weight basis and are valid to no more than 2 significant figures.
J = Estimated value
B = Less than 10x higher than method blank level
P = PCDE Interference

REPORT OF LABORATORY ANALYSIS

This report shall not be reproduced, except in full,
without the written consent of Pace Analytical Services, Inc.

Pace Analytical Services, Inc.
1700 Elm Street - Suite 200
Minneapolis, MN 55414

Tel: 612-607-1700
Fax: 612- 607-6444

Method 8290 Blank Analysis Results

Lab Sample ID	BLANK-26969	Matrix	Solid
Filename	F101117B_09	Dilution	NA
Total Amount Extracted	10.4 g	Extracted	11/15/2010 15:45
ICAL ID	F101012	Analyzed	11/17/2010 20:06
CCal Filename(s)	F101117B_02 & F101117B_19	Injected By	SMT

Native Isomers	Conc ng/Kg	EMPC ng/Kg	EDL ng/Kg		Internal Standards	ng's Added	Percent Recovery
2,3,7,8-TCDF	0.20	-----	0.140	J	2,3,7,8-TCDF-13C	2.00	59
Total TCDF	1.40	-----	0.140		2,3,7,8-TCDD-13C	2.00	60
					1,2,3,7,8-PeCDF-13C	2.00	67
2,3,7,8-TCDD	ND	-----	0.160		2,3,4,7,8-PeCDF-13C	2.00	81
Total TCDD	ND	-----	0.160		1,2,3,7,8-PeCDD-13C	2.00	80
					1,2,3,4,7,8-HxCDF-13C	2.00	63
1,2,3,7,8-PeCDF	ND	-----	0.190		1,2,3,6,7,8-HxCDF-13C	2.00	71
2,3,4,7,8-PeCDF	-----	0.13	0.120	I	2,3,4,6,7,8-HxCDF-13C	2.00	68
Total PeCDF	0.22	-----	0.160	J	1,2,3,7,8,9-HxCDF-13C	2.00	76
					1,2,3,4,7,8-HxCDD-13C	2.00	59
1,2,3,7,8-PeCDD	ND	-----	0.092		1,2,3,6,7,8-HxCDD-13C	2.00	76
Total PeCDD	ND	-----	0.092		1,2,3,4,6,7,8-HpCDF-13C	2.00	57
					1,2,3,4,7,8,9-HpCDF-13C	2.00	54
1,2,3,4,7,8-HxCDF	0.17	-----	0.098	J	1,2,3,4,6,7,8-HpCDD-13C	2.00	55
1,2,3,6,7,8-HxCDF	ND	-----	0.095		OCDD-13C	4.00	54
2,3,4,6,7,8-HxCDF	ND	-----	0.078				
1,2,3,7,8,9-HxCDF	0.12	-----	0.110	J	1,2,3,4-TCDD-13C	2.00	NA
Total HxCDF	0.41	-----	0.095	J	1,2,3,7,8,9-HxCDD-13C	2.00	NA
1,2,3,4,7,8-HxCDD	ND	-----	0.071		2,3,7,8-TCDD-37Cl4	0.20	57
1,2,3,6,7,8-HxCDD	ND	-----	0.069				
1,2,3,7,8,9-HxCDD	ND	-----	0.088				
Total HxCDD	ND	-----	0.076				
1,2,3,4,6,7,8-HpCDF	-----	0.11	0.077	I	Total 2,3,7,8-TCDD		
1,2,3,4,7,8,9-HpCDF	ND	-----	0.120		Equivalence: 0.22 ng/Kg		
Total HpCDF	ND	-----	0.097		(Using 2005 WHO Factors - Using PRL/2 where ND)		
1,2,3,4,6,7,8-HpCDD	0.15	-----	0.140	J			
Total HpCDD	0.15	-----	0.140	J			
OCDF	-----	0.42	0.120	I			
OCDD	-----	0.74	0.090	I			

Conc = Concentration (Totals include 2,3,7,8-substituted isomers).
EMPC = Estimated Maximum Possible Concentration
EDL = Estimated Detection Limit

Results reported on a dry weight basis and are valid to no more than 2 significant figures.
J = Estimated value
I = Interference present

REPORT OF LABORATORY ANALYSIS

This report shall not be reproduced, except in full,
without the written consent of Pace Analytical Services, Inc.

Pace Analytical Services, Inc.
1700 Elm Street - Suite 200
Minneapolis, MN 55414

Tel: 612-607-1700
Fax: 612- 607-6444

Method 8290 Laboratory Control Spike Results

Lab Sample ID	LCS-26970		
Filename	F101118A_16	Matrix	Solid
Total Amount Extracted	10.3 g	Dilution	NA
ICAL ID	F101012	Extracted	11/15/2010 15:45
CCal Filename(s)	F101117B_19 & F101118A_18	Analyzed	11/18/2010 16:01
Method Blank ID	BLANK-26969	Injected By	SMT

Native Isomers	**Qs** (ng)	**Qm** (ng)	% Rec.	**Internal Standards**	**ng's Added**	**Percent Recovery**
2,3,7,8-TCDF	0.20	0.26	128	2,3,7,8-TCDF-13C	2.0	61
Total TCDF				2,3,7,8-TCDD-13C	2.0	66
				1,2,3,7,8-PeCDF-13C	2.0	74
2,3,7,8-TCDD	0.20	0.20	100	2,3,4,7,8-PeCDF-13C	2.0	85
Total TCDD				1,2,3,7,8-PeCDD-13C	2.0	97
				1,2,3,4,7,8-HxCDF-13C	2.0	68
1,2,3,7,8-PeCDF	1.0	1.2	117	1,2,3,6,7,8-HxCDF-13C	2.0	68
2,3,4,7,8-PeCDF	1.0	1.1	111	2,3,4,6,7,8-HxCDF-13C	2.0	67
Total PeCDF				1,2,3,7,8,9-HxCDF-13C	2.0	72
				1,2,3,4,7,8-HxCDD-13C	2.0	68
1,2,3,7,8-PeCDD	1.0	1.1	106	1,2,3,6,7,8-HxCDD-13C	2.0	58
Total PeCDD				1,2,3,4,6,7,8-HpCDF-13C	2.0	61
				1,2,3,4,7,8,9-HpCDF-13C	2.0	62
1,2,3,4,7,8-HxCDF	1.0	1.1	107	1,2,3,4,6,7,8-HpCDD-13C	2.0	68
1,2,3,6,7,8-HxCDF	1.0	1.1	115	OCDD-13C	4.0	53
2,3,4,6,7,8-HxCDF	1.0	1.1	112			
1,2,3,7,8,9-HxCDF	1.0	1.1	111	1,2,3,4-TCDD-13C	2.0	NA
Total HxCDF				1,2,3,7,8,9-HxCDD-13C	2.0	NA
1,2,3,4,7,8-HxCDD	1.0	1.1	109	2,3,7,8-TCDD-37Cl4	0.20	61
1,2,3,6,7,8-HxCDD	1.0	1.1	111			
1,2,3,7,8,9-HxCDD	1.0	1.3	128			
Total HxCDD						
1,2,3,4,6,7,8-HpCDF	1.0	1.1	111			
1,2,3,4,7,8,9-HpCDF	1.0	1.1	108			
Total HpCDF						
1,2,3,4,6,7,8-HpCDD	1.0	1.0	101			
Total HpCDD						
OCDF	2.0	2.5	125			
OCDD	2.0	2.5	123			

Qs = Quantity Spiked
Qm = Quantity Measured
Rec. = Recovery (Expressed as Percent)
R = Recovery outside of target range

Y = RF averaging used in calculations
Nn = Value obtained from additional analysis
NA = Not Applicable
* = See Discussion

REPORT OF LABORATORY ANALYSIS

This report shall not be reproduced, except in full,
without the written consent of Pace Analytical Services, Inc.

Pace Analytical Services, Inc.
940 South Harney
Seattle, WA 98108
(206)767-5060

December 09, 2010

Joshua Johnson
Brown & Caldwell
724 Columbia St. NW#420
Olympia, WA 98501

RE: Project: East Bay Redevelopment 138130
Pace Project No.: 255812

Dear Joshua Johnson:
Enclosed are the analytical results for sample(s) received by the laboratory on November 24, 2010. The results relate only to the samples included in this report. Results reported herein conform to the most current NELAC standards, where applicable, unless otherwise narrated in the body of the report.

If you have any questions concerning this report, please feel free to contact me.

Sincerely,

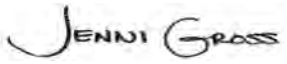

Jennifer Gross

jennifer.gross@pacelabs.com
Project Manager

Enclosures

This report shall not be reproduced, except in full,
without the written consent of Pace Analytical Services, Inc..

Pace Analytical Services, Inc.
940 South Harney
Seattle, WA 98108
(206)767-5060

CERTIFICATIONS

Project: East Bay Redevelopment 138130
Pace Project No.: 255812

Minnesota Certification IDs

1700 Elm Street SE Suite 200, Minneapolis, MN 55414
Alaska Certification #: UST-078
Alaska Certification #MN00064
Arizona Certification #: AZ-0014
Arkansas Certification #: 88-0680
California Certification #: 01155CA
EPA Region 8 Certification #: Pace
Florida/NELAP Certification #: E87605
Georgia Certification #: 959
Idaho Certification #: MN00064
Illinois Certification #: 200011
Iowa Certification #: 368
Kansas Certification #: E-10167
Louisiana Certification #: 03086
Louisiana Certification #: LA080009
Maine Certification #: 2007029
Maryland Certification #: 322
Michigan DEQ Certification #: 9909
Minnesota Certification #: 027-053-137
Mississippi Certification #: Pace
Montana Certification #: MT CERT0092
Nevada Certification #: MN_00064
Nebraska Certification #: Pace
New Jersey Certification #: MN-002
New Mexico Certification #: Pace
New York Certification #: 11647
North Carolina Certification #: 530
North Dakota Certification #: R-036
North Dakota Certification #: R-036A
Ohio VAP Certification #: CL101
Oklahoma Certification #: D9921
Oklahoma Certification #: 9507
Oregon Certification #: MN200001
Pennsylvania Certification #: 68-00563
Puerto Rico Certification
Tennessee Certification #: 02818
Texas Certification #: T104704192
Washington Certification #: C754
Wisconsin Certification #: 999407970

Washington Certification IDs

940 South Harney Street, Seattle, WA 98108
Alaska CS Certification #: UST-025
Alaska Drinking Water VOC Certification #: WA01230
Alaska Drinking Water Micro Certification #: WA01230
California Certification #: 01153CA
Florida/NELAP Certification #: E87617
Oregon Certification #: WA200007
Washington Certification #: C1229

This report shall not be reproduced, except in full,
without the written consent of Pace Analytical Services, Inc..

Pace Analytical Services, Inc.
940 South Harney
Seattle, WA 98108
(206)767-5060

SAMPLE ANALYTE COUNT

Project: East Bay Redevelopment 138130
Pace Project No.: 255812

Lab ID	Sample ID	Method	Analysts	Analytes Reported	Laboratory
255812001	**SPL-6-1**	NWTPH-Dx	DMT	4	PASI-S
		EPA 6020	RJS	5	PASI-M
		EPA 8270 by SIM	DMT	20	PASI-S
		ASTM D2974-87	KMC	1	PASI-S
255812002	**SPL-6-2**	NWTPH-Dx	DMT	4	PASI-S
		EPA 6020	RJS	5	PASI-M
		EPA 8270 by SIM	DMT	20	PASI-S
		ASTM D2974-87	KMC	1	PASI-S
255812003	**SPL-6-3**	NWTPH-Dx	DMT	4	PASI-S
		EPA 6020	RJS	5	PASI-M
		EPA 8270 by SIM	DMT	20	PASI-S
		ASTM D2974-87	KMC	1	PASI-S
255812004	**SPL-6-4**	NWTPH-Dx	DMT	4	PASI-S
		EPA 6020	RJS	5	PASI-M
		EPA 8270 by SIM	DMT	20	PASI-S
		ASTM D2974-87	KMC	1	PASI-S
255812005	**SPL-6-5**	NWTPH-Dx	DMT	4	PASI-S
		EPA 6020	RJS	5	PASI-M
		EPA 8270 by SIM	DMT	20	PASI-S
		ASTM D2974-87	KMC	1	PASI-S
255812006	**SPL-9-1**	NWTPH-Dx	DMT	4	PASI-S
		EPA 6020	RJS	5	PASI-M
		EPA 8270 by SIM	DMT	20	PASI-S
		ASTM D2974-87	KMC	1	PASI-S
255812007	**SPL-9-2**	NWTPH-Dx	DMT	4	PASI-S
		EPA 6020	RJS	5	PASI-M
		EPA 8270 by SIM	DMT	20	PASI-S
		ASTM D2974-87	KMC	1	PASI-S
255812008	**SPL-9-3**	NWTPH-Dx	DMT	4	PASI-S
		EPA 6020	RJS	5	PASI-M
		EPA 8270 by SIM	DMT	20	PASI-S
		ASTM D2974-87	KMC	1	PASI-S
255812009	**SPL-8-3**	NWTPH-Dx	DMT	4	PASI-S
		EPA 6020	RJS	5	PASI-M
		EPA 8270 by SIM	DMT	20	PASI-S
		ASTM D2974-87	KMC	1	PASI-S
255812010	**SPL-7-5**	NWTPH-Dx	DMT	4	PASI-S

This report shall not be reproduced, except in full,
without the written consent of Pace Analytical Services, Inc..

Pace Analytical Services, Inc.
940 South Harney
Seattle, WA 98108
(206)767-5060

SAMPLE ANALYTE COUNT

Project: East Bay Redevelopment 138130
Pace Project No.: 255812

Lab ID	Sample ID	Method	Analysts	Analytes Reported	Laboratory
		EPA 6020	RJS	5	PASI-M
		EPA 8270 by SIM	DMT	20	PASI-S
		ASTM D2974-87	KMC	1	PASI-S
255812011	**SPL-8-1**	NWTPH-Dx	DMT	4	PASI-S
		EPA 6020	RJS	5	PASI-M
		EPA 8270 by SIM	DMT	20	PASI-S
		ASTM D2974-87	KMC	1	PASI-S
255812012	**SPL-8-2**	NWTPH-Dx	DMT	4	PASI-S
		EPA 6020	RJS	5	PASI-M
		EPA 8270 by SIM	DMT	20	PASI-S
		ASTM D2974-87	KMC	1	PASI-S

This report shall not be reproduced, except in full,
without the written consent of Pace Analytical Services, Inc..

Pace Analytical Services, Inc.
940 South Harney
Seattle, WA 98108
(206)767-5060

ANALYTICAL RESULTS

Project: East Bay Redevelopment 138130
Pace Project No.: 255812

Sample: SPL-6-1 **Lab ID: 255812001** Collected: 11/22/10 13:20 Received: 11/24/10 14:08 Matrix: Solid

Results reported on a "dry-weight" basis

Parameters	Results	Units	Report Limit	DF	Prepared	Analyzed	CAS No.	Qual
NWTPH-Dx GCS SG	Analytical Method: NWTPH-Dx Preparation Method: EPA 3546							
Diesel Range SG	ND	mg/kg	77.3	1	12/01/10 12:45	12/03/10 20:44		
Motor Oil Range SG	ND	mg/kg	309	1	12/01/10 12:45	12/03/10 20:44	64742-65-0	
n-Octacosane (S) SG	100	%	50-150	1	12/01/10 12:45	12/03/10 20:44	630-02-4	
o-Terphenyl (S) SG	91	%	50-150	1	12/01/10 12:45	12/03/10 20:44	84-15-1	
6020 MET ICPMS	Analytical Method: EPA 6020							
Arsenic	**7.0**	mg/kg	1.6	20	12/03/10 10:38	12/07/10 16:36	7440-38-2	
Cadmium	**0.80**	mg/kg	0.26	20	12/03/10 10:38	12/07/10 16:36	7440-43-9	
Copper	**43.3**	mg/kg	1.6	20	12/03/10 10:38	12/07/10 16:36	7440-50-8	
Lead	**26.1**	mg/kg	1.6	20	12/03/10 10:38	12/07/10 16:36	7439-92-1	
Nickel	**26.5**	mg/kg	1.6	20	12/03/10 10:38	12/07/10 16:36	7440-02-0	
8270 MSSV PAH by SIM	Analytical Method: EPA 8270 by SIM Preparation Method: EPA 3546							
Acenaphthene	**28.3**	ug/kg	25.7	1	12/01/10 13:30	12/08/10 17:04	83-32-9	
Acenaphthylene	**47.2**	ug/kg	25.7	1	12/01/10 13:30	12/08/10 17:04	208-96-8	
Anthracene	**41.8**	ug/kg	25.7	1	12/01/10 13:30	12/08/10 17:04	120-12-7	
Benzo(a)anthracene	**90.5**	ug/kg	25.7	1	12/01/10 13:30	12/08/10 17:04	56-55-3	
Benzo(a)pyrene	**120**	ug/kg	25.7	1	12/01/10 13:30	12/08/10 17:04	50-32-8	
Benzo(b)fluoranthene	**55.9**	ug/kg	25.7	1	12/01/10 13:30	12/08/10 17:04	205-99-2	
Benzo(g,h,i)perylene	**83.5**	ug/kg	25.7	1	12/01/10 13:30	12/08/10 17:04	191-24-2	
Benzo(k)fluoranthene	**94.2**	ug/kg	25.7	1	12/01/10 13:30	12/08/10 17:04	207-08-9	
Chrysene	**99.5**	ug/kg	25.7	1	12/01/10 13:30	12/08/10 17:04	218-01-9	
Dibenz(a,h)anthracene	**32.3**	ug/kg	25.7	1	12/01/10 13:30	12/08/10 17:04	53-70-3	
Fluoranthene	**183**	ug/kg	25.7	1	12/01/10 13:30	12/08/10 17:04	206-44-0	
Fluorene	**41.1**	ug/kg	25.7	1	12/01/10 13:30	12/08/10 17:04	86-73-7	
Indeno(1,2,3-cd)pyrene	**72.9**	ug/kg	25.7	1	12/01/10 13:30	12/08/10 17:04	193-39-5	
1-Methylnaphthalene	**51.0**	ug/kg	25.7	1	12/01/10 13:30	12/08/10 17:04	90-12-0	
2-Methylnaphthalene	**73.8**	ug/kg	25.7	1	12/01/10 13:30	12/08/10 17:04	91-57-6	
Naphthalene	**328**	ug/kg	25.7	1	12/01/10 13:30	12/08/10 17:04	91-20-3	
Phenanthrene	**154**	ug/kg	25.7	1	12/01/10 13:30	12/08/10 17:04	85-01-8	
Pyrene	**174**	ug/kg	25.7	1	12/01/10 13:30	12/08/10 17:04	129-00-0	
2-Fluorobiphenyl (S)	57	%	31-131	1	12/01/10 13:30	12/08/10 17:04	321-60-8	
Terphenyl-d14 (S)	51	%	30-133	1	12/01/10 13:30	12/08/10 17:04	1718-51-0	
Percent Moisture	Analytical Method: ASTM D2974-87							
Percent Moisture	**74.3**	%	0.10	1		11/30/10 17:03		

Sample: SPL-6-2 **Lab ID: 255812002** Collected: 11/22/10 13:40 Received: 11/24/10 14:08 Matrix: Solid

Results reported on a "dry-weight" basis

Parameters	Results	Units	Report Limit	DF	Prepared	Analyzed	CAS No.	Qual
NWTPH-Dx GCS SG	Analytical Method: NWTPH-Dx Preparation Method: EPA 3546							
Diesel Range SG	ND	mg/kg	25.3	1	12/01/10 12:45	12/03/10 21:01		

REPORT OF LABORATORY ANALYSIS

This report shall not be reproduced, except in full,
without the written consent of Pace Analytical Services, Inc..

Pace Analytical Services, Inc.
940 South Harney
Seattle, WA 98108
(206)767-5060

ANALYTICAL RESULTS

Project: East Bay Redevelopment 138130
Pace Project No.: 255812

Sample: SPL-6-2 **Lab ID: 255812002** Collected: 11/22/10 13:40 Received: 11/24/10 14:08 Matrix: Solid

Results reported on a "dry-weight" basis

Parameters	Results	Units	Report Limit	DF	Prepared	Analyzed	CAS No.	Qual
NWTPH-Dx GCS SG	Analytical Method: NWTPH-Dx Preparation Method: EPA 3546							
Motor Oil Range SG	ND	mg/kg	101	1	12/01/10 12:45	12/03/10 21:01	64742-65-0	
n-Octacosane (S) SG	103	%	50-150	1	12/01/10 12:45	12/03/10 21:01	630-02-4	
o-Terphenyl (S) SG	96	%	50-150	1	12/01/10 12:45	12/03/10 21:01	84-15-1	
6020 MET ICPMS	Analytical Method: EPA 6020							
Arsenic	**5.5**	mg/kg	0.62	20	12/03/10 10:38	12/07/10 16:55	7440-38-2	
Cadmium	ND	mg/kg	0.10	20	12/03/10 10:38	12/07/10 16:55	7440-43-9	
Copper	**43.4**	mg/kg	0.62	20	12/03/10 10:38	12/07/10 16:55	7440-50-8	
Lead	**11.3**	mg/kg	0.62	20	12/03/10 10:38	12/07/10 16:55	7439-92-1	
Nickel	**47.6**	mg/kg	0.62	20	12/03/10 10:38	12/07/10 16:55	7440-02-0	
8270 MSSV PAH by SIM	Analytical Method: EPA 8270 by SIM Preparation Method: EPA 3546							
Acenaphthene	ND	ug/kg	9.0	1	12/01/10 13:30	12/08/10 13:53	83-32-9	
Acenaphthylene	ND	ug/kg	9.0	1	12/01/10 13:30	12/08/10 13:53	208-96-8	
Anthracene	ND	ug/kg	9.0	1	12/01/10 13:30	12/08/10 13:53	120-12-7	
Benzo(a)anthracene	ND	ug/kg	9.0	1	12/01/10 13:30	12/08/10 13:53	56-55-3	
Benzo(a)pyrene	ND	ug/kg	9.0	1	12/01/10 13:30	12/08/10 13:53	50-32-8	
Benzo(b)fluoranthene	ND	ug/kg	9.0	1	12/01/10 13:30	12/08/10 13:53	205-99-2	
Benzo(g,h,i)perylene	ND	ug/kg	9.0	1	12/01/10 13:30	12/08/10 13:53	191-24-2	
Benzo(k)fluoranthene	ND	ug/kg	9.0	1	12/01/10 13:30	12/08/10 13:53	207-08-9	
Chrysene	ND	ug/kg	9.0	1	12/01/10 13:30	12/08/10 13:53	218-01-9	
Dibenz(a,h)anthracene	ND	ug/kg	9.0	1	12/01/10 13:30	12/08/10 13:53	53-70-3	
Fluoranthene	**10.7**	ug/kg	9.0	1	12/01/10 13:30	12/08/10 13:53	206-44-0	
Fluorene	ND	ug/kg	9.0	1	12/01/10 13:30	12/08/10 13:53	86-73-7	
Indeno(1,2,3-cd)pyrene	ND	ug/kg	9.0	1	12/01/10 13:30	12/08/10 13:53	193-39-5	
1-Methylnaphthalene	ND	ug/kg	9.0	1	12/01/10 13:30	12/08/10 13:53	90-12-0	
2-Methylnaphthalene	**13.0**	ug/kg	9.0	1	12/01/10 13:30	12/08/10 13:53	91-57-6	
Naphthalene	**80.4**	ug/kg	9.0	1	12/01/10 13:30	12/08/10 13:53	91-20-3	
Phenanthrene	**23.2**	ug/kg	9.0	1	12/01/10 13:30	12/08/10 13:53	85-01-8	
Pyrene	ND	ug/kg	9.0	1	12/01/10 13:30	12/08/10 13:53	129-00-0	
2-Fluorobiphenyl (S)	72	%	31-131	1	12/01/10 13:30	12/08/10 13:53	321-60-8	
Terphenyl-d14 (S)	72	%	30-133	1	12/01/10 13:30	12/08/10 13:53	1718-51-0	
Percent Moisture	Analytical Method: ASTM D2974-87							
Percent Moisture	**26.5**	%	0.10	1		11/30/10 17:04		

Sample: SPL-6-3 **Lab ID: 255812003** Collected: 11/22/10 13:40 Received: 11/24/10 14:08 Matrix: Solid

Results reported on a "dry-weight" basis

Parameters	Results	Units	Report Limit	DF	Prepared	Analyzed	CAS No.	Qual
NWTPH-Dx GCS SG	Analytical Method: NWTPH-Dx Preparation Method: EPA 3546							
Diesel Range SG	ND	mg/kg	41.9	1	12/01/10 12:45	12/03/10 21:17		
Motor Oil Range SG	ND	mg/kg	168	1	12/01/10 12:45	12/03/10 21:17	64742-65-0	

This report shall not be reproduced, except in full,
without the written consent of Pace Analytical Services, Inc..

Pace Analytical Services, Inc.
940 South Harney
Seattle, WA 98108
(206)767-5060

ANALYTICAL RESULTS

Project: East Bay Redevelopment 138130
Pace Project No.: 255812

Sample: SPL-6-3 **Lab ID: 255812003** Collected: 11/22/10 13:40 Received: 11/24/10 14:08 Matrix: Solid

Results reported on a "dry-weight" basis

Parameters	Results	Units	Report Limit	DF	Prepared	Analyzed	CAS No.	Qual
NWTPH-Dx GCS SG	Analytical Method: NWTPH-Dx Preparation Method: EPA 3546							
n-Octacosane (S) SG	93	%	50-150	1	12/01/10 12:45	12/03/10 21:17	630-02-4	
o-Terphenyl (S) SG	87	%	50-150	1	12/01/10 12:45	12/03/10 21:17	84-15-1	
6020 MET ICPMS	Analytical Method: EPA 6020							
Arsenic	**6.8**	mg/kg	0.91	20	12/03/10 10:38	12/07/10 17:04	7440-38-2	
Cadmium	**1.8**	mg/kg	0.15	20	12/03/10 10:38	12/07/10 17:04	7440-43-9	
Copper	**36.9**	mg/kg	0.91	20	12/03/10 10:38	12/07/10 17:04	7440-50-8	
Lead	**14.2**	mg/kg	0.91	20	12/03/10 10:38	12/07/10 17:04	7439-92-1	
Nickel	**35.1**	mg/kg	0.91	20	12/03/10 10:38	12/07/10 17:04	7440-02-0	
8270 MSSV PAH by SIM	Analytical Method: EPA 8270 by SIM Preparation Method: EPA 3546							
Acenaphthene	ND	ug/kg	14.5	1	12/01/10 13:30	12/08/10 14:40	83-32-9	
Acenaphthylene	ND	ug/kg	14.5	1	12/01/10 13:30	12/08/10 14:40	208-96-8	
Anthracene	**21.9**	ug/kg	14.5	1	12/01/10 13:30	12/08/10 14:40	120-12-7	
Benzo(a)anthracene	**60.5**	ug/kg	14.5	1	12/01/10 13:30	12/08/10 14:40	56-55-3	
Benzo(a)pyrene	**50.9**	ug/kg	14.5	1	12/01/10 13:30	12/08/10 14:40	50-32-8	
Benzo(b)fluoranthene	**26.2**	ug/kg	14.5	1	12/01/10 13:30	12/08/10 14:40	205-99-2	
Benzo(g,h,i)perylene	**22.6**	ug/kg	14.5	1	12/01/10 13:30	12/08/10 14:40	191-24-2	
Benzo(k)fluoranthene	**46.8**	ug/kg	14.5	1	12/01/10 13:30	12/08/10 14:40	207-08-9	
Chrysene	**65.0**	ug/kg	14.5	1	12/01/10 13:30	12/08/10 14:40	218-01-9	
Dibenz(a,h)anthracene	ND	ug/kg	14.5	1	12/01/10 13:30	12/08/10 14:40	53-70-3	
Fluoranthene	**98.0**	ug/kg	14.5	1	12/01/10 13:30	12/08/10 14:40	206-44-0	
Fluorene	ND	ug/kg	14.5	1	12/01/10 13:30	12/08/10 14:40	86-73-7	
Indeno(1,2,3-cd)pyrene	**22.4**	ug/kg	14.5	1	12/01/10 13:30	12/08/10 14:40	193-39-5	
1-Methylnaphthalene	**18.6**	ug/kg	14.5	1	12/01/10 13:30	12/08/10 14:40	90-12-0	
2-Methylnaphthalene	**43.4**	ug/kg	14.5	1	12/01/10 13:30	12/08/10 14:40	91-57-6	
Naphthalene	**50.7**	ug/kg	14.5	1	12/01/10 13:30	12/08/10 14:40	91-20-3	
Phenanthrene	**34.7**	ug/kg	14.5	1	12/01/10 13:30	12/08/10 14:40	85-01-8	
Pyrene	**91.7**	ug/kg	14.5	1	12/01/10 13:30	12/08/10 14:40	129-00-0	
2-Fluorobiphenyl (S)	72	%	31-131	1	12/01/10 13:30	12/08/10 14:40	321-60-8	
Terphenyl-d14 (S)	67	%	30-133	1	12/01/10 13:30	12/08/10 14:40	1718-51-0	
Percent Moisture	Analytical Method: ASTM D2974-87							
Percent Moisture	**54.1**	%	0.10	1		11/30/10 17:06		

Sample: SPL-6-4 **Lab ID: 255812004** Collected: 11/22/10 13:50 Received: 11/24/10 14:08 Matrix: Solid

Results reported on a "dry-weight" basis

Parameters	Results	Units	Report Limit	DF	Prepared	Analyzed	CAS No.	Qual
NWTPH-Dx GCS SG	Analytical Method: NWTPH-Dx Preparation Method: EPA 3546							
Diesel Range SG	ND	mg/kg	37.9	1	12/01/10 12:45	12/03/10 21:34		
Motor Oil Range SG	ND	mg/kg	151	1	12/01/10 12:45	12/03/10 21:34	64742-65-0	
n-Octacosane (S) SG	108	%	50-150	1	12/01/10 12:45	12/03/10 21:34	630-02-4	

REPORT OF LABORATORY ANALYSIS

This report shall not be reproduced, except in full,
without the written consent of Pace Analytical Services, Inc..

Pace Analytical Services, Inc.
940 South Harney
Seattle, WA 98108
(206)767-5060

ANALYTICAL RESULTS

Project: East Bay Redevelopment 138130
Pace Project No.: 255812

Sample: SPL-6-4 **Lab ID: 255812004** Collected: 11/22/10 13:50 Received: 11/24/10 14:08 Matrix: Solid

Results reported on a "dry-weight" basis

Parameters	Results	Units	Report Limit	DF	Prepared	Analyzed	CAS No.	Qual
NWTPH-Dx GCS SG	Analytical Method: NWTPH-Dx Preparation Method: EPA 3546							
o-Terphenyl (S) SG	96	%	50-150	1	12/01/10 12:45	12/03/10 21:34	84-15-1	
6020 MET ICPMS	Analytical Method: EPA 6020							
Arsenic	**5.5**	mg/kg	0.88	20	12/03/10 10:38	12/07/10 17:28	7440-38-2	
Cadmium	**1.3**	mg/kg	0.14	20	12/03/10 10:38	12/07/10 17:28	7440-43-9	
Copper	**31.3**	mg/kg	0.88	20	12/03/10 10:38	12/07/10 17:28	7440-50-8	
Lead	**13.8**	mg/kg	0.88	20	12/03/10 10:38	12/07/10 17:28	7439-92-1	
Nickel	**28.0**	mg/kg	0.88	20	12/03/10 10:38	12/07/10 17:28	7440-02-0	
8270 MSSV PAH by SIM	Analytical Method: EPA 8270 by SIM Preparation Method: EPA 3546							
Acenaphthene	**13.0**	ug/kg	13.0	1	12/01/10 13:30	12/08/10 17:19	83-32-9	
Acenaphthylene	**20.6**	ug/kg	13.0	1	12/01/10 13:30	12/08/10 17:19	208-96-8	
Anthracene	**42.4**	ug/kg	13.0	1	12/01/10 13:30	12/08/10 17:19	120-12-7	
Benzo(a)anthracene	**108**	ug/kg	13.0	1	12/01/10 13:30	12/08/10 17:19	56-55-3	
Benzo(a)pyrene	**138**	ug/kg	13.0	1	12/01/10 13:30	12/08/10 17:19	50-32-8	
Benzo(b)fluoranthene	**71.5**	ug/kg	13.0	1	12/01/10 13:30	12/08/10 17:19	205-99-2	
Benzo(g,h,i)perylene	**82.8**	ug/kg	13.0	1	12/01/10 13:30	12/08/10 17:19	191-24-2	
Benzo(k)fluoranthene	**102**	ug/kg	13.0	1	12/01/10 13:30	12/08/10 17:19	207-08-9	
Chrysene	**124**	ug/kg	13.0	1	12/01/10 13:30	12/08/10 17:19	218-01-9	
Dibenz(a,h)anthracene	**31.0**	ug/kg	13.0	1	12/01/10 13:30	12/08/10 17:19	53-70-3	
Fluoranthene	**177**	ug/kg	13.0	1	12/01/10 13:30	12/08/10 17:19	206-44-0	
Fluorene	**23.6**	ug/kg	13.0	1	12/01/10 13:30	12/08/10 17:19	86-73-7	
Indeno(1,2,3-cd)pyrene	**78.5**	ug/kg	13.0	1	12/01/10 13:30	12/08/10 17:19	193-39-5	
1-Methylnaphthalene	**18.0**	ug/kg	13.0	1	12/01/10 13:30	12/08/10 17:19	90-12-0	
2-Methylnaphthalene	**32.2**	ug/kg	13.0	1	12/01/10 13:30	12/08/10 17:19	91-57-6	
Naphthalene	**95.0**	ug/kg	13.0	1	12/01/10 13:30	12/08/10 17:19	91-20-3	
Phenanthrene	**76.1**	ug/kg	13.0	1	12/01/10 13:30	12/08/10 17:19	85-01-8	
Pyrene	**178**	ug/kg	13.0	1	12/01/10 13:30	12/08/10 17:19	129-00-0	
2-Fluorobiphenyl (S)	66	%	31-131	1	12/01/10 13:30	12/08/10 17:19	321-60-8	
Terphenyl-d14 (S)	60	%	30-133	1	12/01/10 13:30	12/08/10 17:19	1718-51-0	
Percent Moisture	Analytical Method: ASTM D2974-87							
Percent Moisture	**48.7**	%	0.10	1		11/30/10 17:07		

Sample: SPL-6-5 **Lab ID: 255812005** Collected: 11/22/10 13:55 Received: 11/24/10 14:08 Matrix: Solid

Results reported on a "dry-weight" basis

Parameters	Results	Units	Report Limit	DF	Prepared	Analyzed	CAS No.	Qual
NWTPH-Dx GCS SG	Analytical Method: NWTPH-Dx Preparation Method: EPA 3546							
Diesel Range SG	**68.8**	mg/kg	65.7	1	12/01/10 12:45	12/03/10 22:23		
Motor Oil Range SG	ND	mg/kg	263	1	12/01/10 12:45	12/03/10 22:23	64742-65-0	
n-Octacosane (S) SG	106	%	50-150	1	12/01/10 12:45	12/03/10 22:23	630-02-4	
o-Terphenyl (S) SG	97	%	50-150	1	12/01/10 12:45	12/03/10 22:23	84-15-1	

This report shall not be reproduced, except in full,
without the written consent of Pace Analytical Services, Inc..

Pace Analytical Services, Inc.
940 South Harney
Seattle, WA 98108
(206)767-5060

ANALYTICAL RESULTS

Project: East Bay Redevelopment 138130
Pace Project No.: 255812

Sample: SPL-6-5 **Lab ID: 255812005** Collected: 11/22/10 13:55 Received: 11/24/10 14:08 Matrix: Solid

Results reported on a "dry-weight" basis

Parameters	Results	Units	Report Limit	DF	Prepared	Analyzed	CAS No.	Qual
6020 MET ICPMS	Analytical Method: EPA 6020							
Arsenic	**5.6**	mg/kg	1.5	20	12/03/10 10:38	12/07/10 17:37	7440-38-2	
Cadmium	ND	mg/kg	0.24	20	12/03/10 10:38	12/07/10 17:37	7440-43-9	
Copper	**28.6**	mg/kg	1.5	20	12/03/10 10:38	12/07/10 17:37	7440-50-8	
Lead	**22.9**	mg/kg	1.5	20	12/03/10 10:38	12/07/10 17:37	7439-92-1	
Nickel	**12.1**	mg/kg	1.5	20	12/03/10 10:38	12/07/10 17:37	7440-02-0	
8270 MSSV PAH by SIM	Analytical Method: EPA 8270 by SIM Preparation Method: EPA 3546							
Acenaphthene	**289**	ug/kg	22.4	1	12/01/10 13:30	12/08/10 17:35	83-32-9	
Acenaphthylene	**36.2**	ug/kg	22.4	1	12/01/10 13:30	12/08/10 17:35	208-96-8	
Anthracene	**69.2**	ug/kg	22.4	1	12/01/10 13:30	12/08/10 17:35	120-12-7	
Benzo(a)anthracene	**69.2**	ug/kg	22.4	1	12/01/10 13:30	12/08/10 17:35	56-55-3	
Benzo(a)pyrene	**74.0**	ug/kg	22.4	1	12/01/10 13:30	12/08/10 17:35	50-32-8	
Benzo(b)fluoranthene	**57.4**	ug/kg	22.4	1	12/01/10 13:30	12/08/10 17:35	205-99-2	
Benzo(g,h,i)perylene	**65.0**	ug/kg	22.4	1	12/01/10 13:30	12/08/10 17:35	191-24-2	
Benzo(k)fluoranthene	**71.1**	ug/kg	22.4	1	12/01/10 13:30	12/08/10 17:35	207-08-9	
Chrysene	**113**	ug/kg	22.4	1	12/01/10 13:30	12/08/10 17:35	218-01-9	
Dibenz(a,h)anthracene	ND	ug/kg	22.4	1	12/01/10 13:30	12/08/10 17:35	53-70-3	
Fluoranthene	**333**	ug/kg	22.4	1	12/01/10 13:30	12/08/10 17:35	206-44-0	
Fluorene	**126**	ug/kg	22.4	1	12/01/10 13:30	12/08/10 17:35	86-73-7	
Indeno(1,2,3-cd)pyrene	**49.6**	ug/kg	22.4	1	12/01/10 13:30	12/08/10 17:35	193-39-5	
1-Methylnaphthalene	**55.2**	ug/kg	22.4	1	12/01/10 13:30	12/08/10 17:35	90-12-0	
2-Methylnaphthalene	**115**	ug/kg	22.4	1	12/01/10 13:30	12/08/10 17:35	91-57-6	
Naphthalene	**520**	ug/kg	22.4	1	12/01/10 13:30	12/08/10 17:35	91-20-3	
Phenanthrene	**361**	ug/kg	22.4	1	12/01/10 13:30	12/08/10 17:35	85-01-8	
Pyrene	**199**	ug/kg	22.4	1	12/01/10 13:30	12/08/10 17:35	129-00-0	
2-Fluorobiphenyl (S)	58	%	31-131	1	12/01/10 13:30	12/08/10 17:35	321-60-8	
Terphenyl-d14 (S)	56	%	30-133	1	12/01/10 13:30	12/08/10 17:35	1718-51-0	
Percent Moisture	Analytical Method: ASTM D2974-87							
Percent Moisture	**71.0**	%	0.10	1		11/30/10 17:08		

Sample: SPL-9-1 **Lab ID: 255812006** Collected: 11/22/10 13:00 Received: 11/24/10 14:08 Matrix: Solid

Results reported on a "dry-weight" basis

Parameters	Results	Units	Report Limit	DF	Prepared	Analyzed	CAS No.	Qual
NWTPH-Dx GCS SG	Analytical Method: NWTPH-Dx Preparation Method: EPA 3546							
Diesel Range SG	ND	mg/kg	21.0	1	12/01/10 12:45	12/03/10 22:39		
Motor Oil Range SG	ND	mg/kg	84.2	1	12/01/10 12:45	12/03/10 22:39	64742-65-0	
n-Octacosane (S) SG	104	%	50-150	1	12/01/10 12:45	12/03/10 22:39	630-02-4	
o-Terphenyl (S) SG	94	%	50-150	1	12/01/10 12:45	12/03/10 22:39	84-15-1	
6020 MET ICPMS	Analytical Method: EPA 6020							
Arsenic	**5.4**	mg/kg	0.46	20	12/03/10 10:38	12/07/10 17:47	7440-38-2	

This report shall not be reproduced, except in full,
without the written consent of Pace Analytical Services, Inc..

Pace Analytical Services, Inc.
940 South Harney
Seattle, WA 98108
(206)767-5060

ANALYTICAL RESULTS

Project: East Bay Redevelopment 138130
Pace Project No.: 255812

Sample: SPL-9-1 **Lab ID: 255812006** Collected: 11/22/10 13:00 Received: 11/24/10 14:08 Matrix: Solid

Results reported on a "dry-weight" basis

Parameters	Results	Units	Report Limit	DF	Prepared	Analyzed	CAS No.	Qual
6020 MET ICPMS	Analytical Method: EPA 6020							
Cadmium	**0.12**	mg/kg	0.073	20	12/03/10 10:38	12/07/10 17:47	7440-43-9	
Copper	**26.0**	mg/kg	0.46	20	12/03/10 10:38	12/07/10 17:47	7440-50-8	
Lead	**6.7**	mg/kg	0.46	20	12/03/10 10:38	12/07/10 17:47	7439-92-1	
Nickel	**26.7**	mg/kg	0.46	20	12/03/10 10:38	12/07/10 17:47	7440-02-0	
8270 MSSV PAH by SIM	Analytical Method: EPA 8270 by SIM Preparation Method: EPA 3546							
Acenaphthene	**8.2**	ug/kg	7.0	1	12/01/10 13:30	12/08/10 17:51	83-32-9	
Acenaphthylene	**41.3**	ug/kg	7.0	1	12/01/10 13:30	12/08/10 17:51	208-96-8	
Anthracene	**56.2**	ug/kg	7.0	1	12/01/10 13:30	12/08/10 17:51	120-12-7	
Benzo(a)anthracene	**148**	ug/kg	7.0	1	12/01/10 13:30	12/08/10 17:51	56-55-3	
Benzo(a)pyrene	**179**	ug/kg	7.0	1	12/01/10 13:30	12/08/10 17:51	50-32-8	
Benzo(b)fluoranthene	**84.3**	ug/kg	7.0	1	12/01/10 13:30	12/08/10 17:51	205-99-2	
Benzo(g,h,i)perylene	**97.3**	ug/kg	7.0	1	12/01/10 13:30	12/08/10 17:51	191-24-2	
Benzo(k)fluoranthene	**123**	ug/kg	7.0	1	12/01/10 13:30	12/08/10 17:51	207-08-9	
Chrysene	**164**	ug/kg	7.0	1	12/01/10 13:30	12/08/10 17:51	218-01-9	
Dibenz(a,h)anthracene	**28.7**	ug/kg	7.0	1	12/01/10 13:30	12/08/10 17:51	53-70-3	
Fluoranthene	**318**	ug/kg	7.0	1	12/01/10 13:30	12/08/10 17:51	206-44-0	
Fluorene	**20.8**	ug/kg	7.0	1	12/01/10 13:30	12/08/10 17:51	86-73-7	
Indeno(1,2,3-cd)pyrene	**91.6**	ug/kg	7.0	1	12/01/10 13:30	12/08/10 17:51	193-39-5	
1-Methylnaphthalene	**7.2**	ug/kg	7.0	1	12/01/10 13:30	12/08/10 17:51	90-12-0	
2-Methylnaphthalene	**9.2**	ug/kg	7.0	1	12/01/10 13:30	12/08/10 17:51	91-57-6	
Naphthalene	**13.5**	ug/kg	7.0	1	12/01/10 13:30	12/08/10 17:51	91-20-3	
Phenanthrene	**214**	ug/kg	7.0	1	12/01/10 13:30	12/08/10 17:51	85-01-8	
Pyrene	**316**	ug/kg	7.0	1	12/01/10 13:30	12/08/10 17:51	129-00-0	
2-Fluorobiphenyl (S)	69	%	31-131	1	12/01/10 13:30	12/08/10 17:51	321-60-8	
Terphenyl-d14 (S)	79	%	30-133	1	12/01/10 13:30	12/08/10 17:51	1718-51-0	
Percent Moisture	Analytical Method: ASTM D2974-87							
Percent Moisture	**6.8**	%	0.10	1		11/30/10 17:09		

Sample: SPL-9-2 **Lab ID: 255812007** Collected: 11/22/10 13:10 Received: 11/24/10 14:08 Matrix: Solid

Results reported on a "dry-weight" basis

Parameters	Results	Units	Report Limit	DF	Prepared	Analyzed	CAS No.	Qual
NWTPH-Dx GCS SG	Analytical Method: NWTPH-Dx Preparation Method: EPA 3546							
Diesel Range SG	ND	mg/kg	21.4	1	12/01/10 12:45	12/03/10 22:55		
Motor Oil Range SG	ND	mg/kg	85.4	1	12/01/10 12:45	12/03/10 22:55	64742-65-0	
n-Octacosane (S) SG	110	%	50-150	1	12/01/10 12:45	12/03/10 22:55	630-02-4	
o-Terphenyl (S) SG	99	%	50-150	1	12/01/10 12:45	12/03/10 22:55	84-15-1	
6020 MET ICPMS	Analytical Method: EPA 6020							
Arsenic	**4.0**	mg/kg	0.41	20	12/03/10 10:38	12/07/10 17:56	7440-38-2	
Cadmium	**0.079**	mg/kg	0.065	20	12/03/10 10:38	12/07/10 17:56	7440-43-9	

This report shall not be reproduced, except in full,
without the written consent of Pace Analytical Services, Inc..

Pace Analytical Services, Inc.
940 South Harney
Seattle, WA 98108
(206)767-5060

ANALYTICAL RESULTS

Project: East Bay Redevelopment 138130
Pace Project No.: 255812

Sample: SPL-9-2 **Lab ID: 255812007** Collected: 11/22/10 13:10 Received: 11/24/10 14:08 Matrix: Solid

Results reported on a "dry-weight" basis

Parameters	Results	Units	Report Limit	DF	Prepared	Analyzed	CAS No.	Qual
6020 MET ICPMS	Analytical Method: EPA 6020							
Copper	**22.1**	mg/kg	0.41	20	12/03/10 10:38	12/07/10 17:56	7440-50-8	
Lead	**6.7**	mg/kg	0.41	20	12/03/10 10:38	12/07/10 17:56	7439-92-1	
Nickel	**22.9**	mg/kg	0.41	20	12/03/10 10:38	12/07/10 17:56	7440-02-0	
8270 MSSV PAH by SIM	Analytical Method: EPA 8270 by SIM Preparation Method: EPA 3546							
Acenaphthene	**7.7**	ug/kg	7.1	1	12/01/10 13:30	12/08/10 18:06	83-32-9	
Acenaphthylene	**50.6**	ug/kg	7.1	1	12/01/10 13:30	12/08/10 18:06	208-96-8	
Anthracene	**63.0**	ug/kg	7.1	1	12/01/10 13:30	12/08/10 18:06	120-12-7	
Benzo(a)anthracene	**161**	ug/kg	7.1	1	12/01/10 13:30	12/08/10 18:06	56-55-3	
Benzo(a)pyrene	**181**	ug/kg	7.1	1	12/01/10 13:30	12/08/10 18:06	50-32-8	
Benzo(b)fluoranthene	**91.0**	ug/kg	7.1	1	12/01/10 13:30	12/08/10 18:06	205-99-2	
Benzo(g,h,i)perylene	**97.2**	ug/kg	7.1	1	12/01/10 13:30	12/08/10 18:06	191-24-2	
Benzo(k)fluoranthene	**120**	ug/kg	7.1	1	12/01/10 13:30	12/08/10 18:06	207-08-9	
Chrysene	**178**	ug/kg	7.1	1	12/01/10 13:30	12/08/10 18:06	218-01-9	
Dibenz(a,h)anthracene	**44.3**	ug/kg	7.1	1	12/01/10 13:30	12/08/10 18:06	53-70-3	
Fluoranthene	**308**	ug/kg	7.1	1	12/01/10 13:30	12/08/10 18:06	206-44-0	
Fluorene	**19.1**	ug/kg	7.1	1	12/01/10 13:30	12/08/10 18:06	86-73-7	
Indeno(1,2,3-cd)pyrene	**87.3**	ug/kg	7.1	1	12/01/10 13:30	12/08/10 18:06	193-39-5	
1-Methylnaphthalene	ND	ug/kg	7.1	1	12/01/10 13:30	12/08/10 18:06	90-12-0	
2-Methylnaphthalene	**9.3**	ug/kg	7.1	1	12/01/10 13:30	12/08/10 18:06	91-57-6	
Naphthalene	**14.4**	ug/kg	7.1	1	12/01/10 13:30	12/08/10 18:06	91-20-3	
Phenanthrene	**194**	ug/kg	7.1	1	12/01/10 13:30	12/08/10 18:06	85-01-8	
Pyrene	**329**	ug/kg	7.1	1	12/01/10 13:30	12/08/10 18:06	129-00-0	
2-Fluorobiphenyl (S)	63	%	31-131	1	12/01/10 13:30	12/08/10 18:06	321-60-8	
Terphenyl-d14 (S)	70	%	30-133	1	12/01/10 13:30	12/08/10 18:06	1718-51-0	
Percent Moisture	Analytical Method: ASTM D2974-87							
Percent Moisture	**7.4**	%	0.10	1		11/30/10 17:10		

Sample: SPL-9-3 **Lab ID: 255812008** Collected: 11/22/10 13:00 Received: 11/24/10 14:08 Matrix: Solid

Results reported on a "dry-weight" basis

Parameters	Results	Units	Report Limit	DF	Prepared	Analyzed	CAS No.	Qual
NWTPH-Dx GCS SG	Analytical Method: NWTPH-Dx Preparation Method: EPA 3546							
Diesel Range SG	**89.0**	mg/kg	20.6	1	12/01/10 12:45	12/03/10 23:12		
Motor Oil Range SG	**611**	mg/kg	82.2	1	12/01/10 12:45	12/03/10 23:12	64742-65-0	
n-Octacosane (S) SG	108	%	50-150	1	12/01/10 12:45	12/03/10 23:12	630-02-4	
o-Terphenyl (S) SG	101	%	50-150	1	12/01/10 12:45	12/03/10 23:12	84-15-1	
6020 MET ICPMS	Analytical Method: EPA 6020							
Arsenic	**3.0**	mg/kg	0.39	20	12/03/10 10:38	12/07/10 18:06	7440-38-2	
Cadmium	ND	mg/kg	0.063	20	12/03/10 10:38	12/07/10 18:06	7440-43-9	
Copper	**15.8**	mg/kg	0.39	20	12/03/10 10:38	12/07/10 18:06	7440-50-8	

This report shall not be reproduced, except in full,
without the written consent of Pace Analytical Services, Inc..

Pace Analytical Services, Inc.
940 South Harney
Seattle, WA 98108
(206)767-5060

ANALYTICAL RESULTS

Project: East Bay Redevelopment 138130
Pace Project No.: 255812

Sample: SPL-9-3 **Lab ID: 255812008** Collected: 11/22/10 13:00 Received: 11/24/10 14:08 Matrix: Solid

Results reported on a "dry-weight" basis

Parameters	Results	Units	Report Limit	DF	Prepared	Analyzed	CAS No.	Qual
6020 MET ICPMS	Analytical Method: EPA 6020							
Lead	**4.7**	mg/kg	0.39	20	12/03/10 10:38	12/07/10 18:06	7439-92-1	
Nickel	**18.5**	mg/kg	0.39	20	12/03/10 10:38	12/07/10 18:06	7440-02-0	
8270 MSSV PAH by SIM	Analytical Method: EPA 8270 by SIM Preparation Method: EPA 3546							
Acenaphthene	ND	ug/kg	7.1	1	12/01/10 13:30	12/08/10 18:22	83-32-9	
Acenaphthylene	**35.0**	ug/kg	7.1	1	12/01/10 13:30	12/08/10 18:22	208-96-8	
Anthracene	**35.2**	ug/kg	7.1	1	12/01/10 13:30	12/08/10 18:22	120-12-7	
Benzo(a)anthracene	**101**	ug/kg	7.1	1	12/01/10 13:30	12/08/10 18:22	56-55-3	
Benzo(a)pyrene	**164**	ug/kg	7.1	1	12/01/10 13:30	12/08/10 18:22	50-32-8	
Benzo(b)fluoranthene	**67.3**	ug/kg	7.1	1	12/01/10 13:30	12/08/10 18:22	205-99-2	
Benzo(g,h,i)perylene	**108**	ug/kg	7.1	1	12/01/10 13:30	12/08/10 18:22	191-24-2	
Benzo(k)fluoranthene	**84.3**	ug/kg	7.1	1	12/01/10 13:30	12/08/10 18:22	207-08-9	
Chrysene	**124**	ug/kg	7.1	1	12/01/10 13:30	12/08/10 18:22	218-01-9	
Dibenz(a,h)anthracene	**30.5**	ug/kg	7.1	1	12/01/10 13:30	12/08/10 18:22	53-70-3	
Fluoranthene	**192**	ug/kg	7.1	1	12/01/10 13:30	12/08/10 18:22	206-44-0	
Fluorene	**10.3**	ug/kg	7.1	1	12/01/10 13:30	12/08/10 18:22	86-73-7	
Indeno(1,2,3-cd)pyrene	**72.3**	ug/kg	7.1	1	12/01/10 13:30	12/08/10 18:22	193-39-5	
1-Methylnaphthalene	ND	ug/kg	7.1	1	12/01/10 13:30	12/08/10 18:22	90-12-0	
2-Methylnaphthalene	ND	ug/kg	7.1	1	12/01/10 13:30	12/08/10 18:22	91-57-6	
Naphthalene	**11.0**	ug/kg	7.1	1	12/01/10 13:30	12/08/10 18:22	91-20-3	
Phenanthrene	**105**	ug/kg	7.1	1	12/01/10 13:30	12/08/10 18:22	85-01-8	
Pyrene	**210**	ug/kg	7.1	1	12/01/10 13:30	12/08/10 18:22	129-00-0	
2-Fluorobiphenyl (S)	58	%	31-131	1	12/01/10 13:30	12/08/10 18:22	321-60-8	
Terphenyl-d14 (S)	64	%	30-133	1	12/01/10 13:30	12/08/10 18:22	1718-51-0	
Percent Moisture	Analytical Method: ASTM D2974-87							
Percent Moisture	**6.6**	%	0.10	1		11/30/10 17:12		

Sample: SPL-8-3 **Lab ID: 255812009** Collected: 11/22/10 14:30 Received: 11/24/10 14:08 Matrix: Solid

Results reported on a "dry-weight" basis

Parameters	Results	Units	Report Limit	DF	Prepared	Analyzed	CAS No.	Qual
NWTPH-Dx GCS SG	Analytical Method: NWTPH-Dx Preparation Method: EPA 3546							
Diesel Range SG	**538**	mg/kg	23.6	1	12/01/10 12:45	12/03/10 23:28		
Motor Oil Range SG	ND	mg/kg	94.4	1	12/01/10 12:45	12/03/10 23:28	64742-65-0	
n-Octacosane (S) SG	109	%	50-150	1	12/01/10 12:45	12/03/10 23:28	630-02-4	
o-Terphenyl (S) SG	100	%	50-150	1	12/01/10 12:45	12/03/10 23:28	84-15-1	
6020 MET ICPMS	Analytical Method: EPA 6020							
Arsenic	**4.3**	mg/kg	0.53	20	12/03/10 10:38	12/07/10 18:29	7440-38-2	
Cadmium	ND	mg/kg	0.085	20	12/03/10 10:38	12/07/10 18:29	7440-43-9	
Copper	**15.3**	mg/kg	0.53	20	12/03/10 10:38	12/07/10 18:29	7440-50-8	
Lead	**3.8**	mg/kg	0.53	20	12/03/10 10:38	12/07/10 18:29	7439-92-1	

This report shall not be reproduced, except in full,
without the written consent of Pace Analytical Services, Inc..

Pace Analytical Services, Inc.
940 South Harney
Seattle, WA 98108
(206)767-5060

ANALYTICAL RESULTS

Project: East Bay Redevelopment 138130
Pace Project No.: 255812

Sample: SPL-8-3 **Lab ID: 255812009** Collected: 11/22/10 14:30 Received: 11/24/10 14:08 Matrix: Solid

Results reported on a "dry-weight" basis

Parameters	Results	Units	Report Limit	DF	Prepared	Analyzed	CAS No.	Qual
6020 MET ICPMS	Analytical Method: EPA 6020							
Nickel	**31.6**	mg/kg	0.53	20	12/03/10 10:38	12/07/10 18:29	7440-02-0	
8270 MSSV PAH by SIM	Analytical Method: EPA 8270 by SIM Preparation Method: EPA 3546							
Acenaphthene	**31.2**	ug/kg	7.8	1	12/01/10 13:30	12/08/10 18:38	83-32-9	
Acenaphthylene	ND	ug/kg	7.8	1	12/01/10 13:30	12/08/10 18:38	208-96-8	
Anthracene	**29.6**	ug/kg	7.8	1	12/01/10 13:30	12/08/10 18:38	120-12-7	
Benzo(a)anthracene	**9.0**	ug/kg	7.8	1	12/01/10 13:30	12/08/10 18:38	56-55-3	
Benzo(a)pyrene	ND	ug/kg	7.8	1	12/01/10 13:30	12/08/10 18:38	50-32-8	
Benzo(b)fluoranthene	ND	ug/kg	7.8	1	12/01/10 13:30	12/08/10 18:38	205-99-2	
Benzo(g,h,i)perylene	ND	ug/kg	7.8	1	12/01/10 13:30	12/08/10 18:38	191-24-2	
Benzo(k)fluoranthene	ND	ug/kg	7.8	1	12/01/10 13:30	12/08/10 18:38	207-08-9	
Chrysene	**13.6**	ug/kg	7.8	1	12/01/10 13:30	12/08/10 18:38	218-01-9	
Dibenz(a,h)anthracene	ND	ug/kg	7.8	1	12/01/10 13:30	12/08/10 18:38	53-70-3	
Fluoranthene	**32.3**	ug/kg	7.8	1	12/01/10 13:30	12/08/10 18:38	206-44-0	
Fluorene	**11.0**	ug/kg	7.8	1	12/01/10 13:30	12/08/10 18:38	86-73-7	
Indeno(1,2,3-cd)pyrene	ND	ug/kg	7.8	1	12/01/10 13:30	12/08/10 18:38	193-39-5	
1-Methylnaphthalene	**13.9**	ug/kg	7.8	1	12/01/10 13:30	12/08/10 18:38	90-12-0	
2-Methylnaphthalene	**16.9**	ug/kg	7.8	1	12/01/10 13:30	12/08/10 18:38	91-57-6	
Naphthalene	**14.6**	ug/kg	7.8	1	12/01/10 13:30	12/08/10 18:38	91-20-3	
Phenanthrene	**10.7**	ug/kg	7.8	1	12/01/10 13:30	12/08/10 18:38	85-01-8	
Pyrene	**33.5**	ug/kg	7.8	1	12/01/10 13:30	12/08/10 18:38	129-00-0	
2-Fluorobiphenyl (S)	69	%	31-131	1	12/01/10 13:30	12/08/10 18:38	321-60-8	
Terphenyl-d14 (S)	66	%	30-133	1	12/01/10 13:30	12/08/10 18:38	1718-51-0	
Percent Moisture	Analytical Method: ASTM D2974-87							
Percent Moisture	**15.9**	%	0.10	1		11/30/10 17:13		

Sample: SPL-7-5 **Lab ID: 255812010** Collected: 11/22/10 15:10 Received: 11/24/10 14:08 Matrix: Solid

Results reported on a "dry-weight" basis

Parameters	Results	Units	Report Limit	DF	Prepared	Analyzed	CAS No.	Qual
NWTPH-Dx GCS SG	Analytical Method: NWTPH-Dx Preparation Method: EPA 3546							
Diesel Range SG	ND	mg/kg	61.1	1	12/01/10 12:45	12/03/10 23:45		
Motor Oil Range SG	ND	mg/kg	245	1	12/01/10 12:45	12/03/10 23:45	64742-65-0	
n-Octacosane (S) SG	108	%	50-150	1	12/01/10 12:45	12/03/10 23:45	630-02-4	
o-Terphenyl (S) SG	96	%	50-150	1	12/01/10 12:45	12/03/10 23:45	84-15-1	
6020 MET ICPMS	Analytical Method: EPA 6020							
Arsenic	**4.6**	mg/kg	1.2	20	12/03/10 10:38	12/07/10 18:39	7440-38-2	
Cadmium	**2.0**	mg/kg	0.20	20	12/03/10 10:38	12/07/10 18:39	7440-43-9	
Copper	**40.4**	mg/kg	1.2	20	12/03/10 10:38	12/07/10 18:39	7440-50-8	
Lead	**18.8**	mg/kg	1.2	20	12/03/10 10:38	12/07/10 18:39	7439-92-1	
Nickel	**32.7**	mg/kg	1.2	20	12/03/10 10:38	12/07/10 18:39	7440-02-0	

This report shall not be reproduced, except in full,
without the written consent of Pace Analytical Services, Inc..

Pace Analytical Services, Inc.
940 South Harney
Seattle, WA 98108
(206)767-5060

ANALYTICAL RESULTS

Project: East Bay Redevelopment 138130
Pace Project No.: 255812

Sample: SPL-7-5 **Lab ID: 255812010** Collected: 11/22/10 15:10 Received: 11/24/10 14:08 Matrix: Solid

Results reported on a "dry-weight" basis

Parameters	Results	Units	Report Limit	DF	Prepared	Analyzed	CAS No.	Qual
8270 MSSV PAH by SIM	Analytical Method: EPA 8270 by SIM Preparation Method: EPA 3546							
Acenaphthene	**25.6**	ug/kg	20.7	1	12/01/10 13:30	12/08/10 14:56	83-32-9	
Acenaphthylene	ND	ug/kg	20.7	1	12/01/10 13:30	12/08/10 14:56	208-96-8	
Anthracene	**39.9**	ug/kg	20.7	1	12/01/10 13:30	12/08/10 14:56	120-12-7	
Benzo(a)anthracene	**55.1**	ug/kg	20.7	1	12/01/10 13:30	12/08/10 14:56	56-55-3	
Benzo(a)pyrene	**52.9**	ug/kg	20.7	1	12/01/10 13:30	12/08/10 14:56	50-32-8	
Benzo(b)fluoranthene	**28.0**	ug/kg	20.7	1	12/01/10 13:30	12/08/10 14:56	205-99-2	
Benzo(g,h,i)perylene	**25.2**	ug/kg	20.7	1	12/01/10 13:30	12/08/10 14:56	191-24-2	
Benzo(k)fluoranthene	**46.7**	ug/kg	20.7	1	12/01/10 13:30	12/08/10 14:56	207-08-9	
Chrysene	**54.9**	ug/kg	20.7	1	12/01/10 13:30	12/08/10 14:56	218-01-9	
Dibenz(a,h)anthracene	ND	ug/kg	20.7	1	12/01/10 13:30	12/08/10 14:56	53-70-3	
Fluoranthene	**118**	ug/kg	20.7	1	12/01/10 13:30	12/08/10 14:56	206-44-0	
Fluorene	**23.5**	ug/kg	20.7	1	12/01/10 13:30	12/08/10 14:56	86-73-7	
Indeno(1,2,3-cd)pyrene	**24.2**	ug/kg	20.7	1	12/01/10 13:30	12/08/10 14:56	193-39-5	
1-Methylnaphthalene	**23.0**	ug/kg	20.7	1	12/01/10 13:30	12/08/10 14:56	90-12-0	
2-Methylnaphthalene	**39.0**	ug/kg	20.7	1	12/01/10 13:30	12/08/10 14:56	91-57-6	
Naphthalene	**159**	ug/kg	20.7	1	12/01/10 13:30	12/08/10 14:56	91-20-3	
Phenanthrene	**70.4**	ug/kg	20.7	1	12/01/10 13:30	12/08/10 14:56	85-01-8	
Pyrene	**110**	ug/kg	20.7	1	12/01/10 13:30	12/08/10 14:56	129-00-0	
2-Fluorobiphenyl (S)	76	%	31-131	1	12/01/10 13:30	12/08/10 14:56	321-60-8	
Terphenyl-d14 (S)	76	%	30-133	1	12/01/10 13:30	12/08/10 14:56	1718-51-0	
Percent Moisture	Analytical Method: ASTM D2974-87							
Percent Moisture	**68.2**	%	0.10	1		11/30/10 17:13		

Sample: SPL-8-1 **Lab ID: 255812011** Collected: 11/22/10 14:00 Received: 11/24/10 14:08 Matrix: Solid

Results reported on a "dry-weight" basis

Parameters	Results	Units	Report Limit	DF	Prepared	Analyzed	CAS No.	Qual
NWTPH-Dx GCS SG	Analytical Method: NWTPH-Dx Preparation Method: EPA 3546							
Diesel Range SG	**132**	mg/kg	26.5	1	12/01/10 12:45	12/04/10 00:01		
Motor Oil Range SG	ND	mg/kg	106	1	12/01/10 12:45	12/04/10 00:01	64742-65-0	
n-Octacosane (S) SG	105	%	50-150	1	12/01/10 12:45	12/04/10 00:01	630-02-4	
o-Terphenyl (S) SG	96	%	50-150	1	12/01/10 12:45	12/04/10 00:01	84-15-1	
6020 MET ICPMS	Analytical Method: EPA 6020							
Arsenic	**3.2**	mg/kg	0.46	20	12/03/10 10:38	12/07/10 18:48	7440-38-2	
Cadmium	**0.080**	mg/kg	0.073	20	12/03/10 10:38	12/07/10 18:48	7440-43-9	
Copper	**15.4**	mg/kg	0.46	20	12/03/10 10:38	12/07/10 18:48	7440-50-8	
Lead	**9.3**	mg/kg	0.46	20	12/03/10 10:38	12/07/10 18:48	7439-92-1	M6
Nickel	**28.2**	mg/kg	0.46	20	12/03/10 10:38	12/07/10 18:48	7440-02-0	M6
8270 MSSV PAH by SIM	Analytical Method: EPA 8270 by SIM Preparation Method: EPA 3546							
Acenaphthene	**30.7**	ug/kg	8.8	1	12/01/10 13:30	12/08/10 18:54	83-32-9	

This report shall not be reproduced, except in full,
without the written consent of Pace Analytical Services, Inc..

Pace Analytical Services, Inc.
940 South Harney
Seattle, WA 98108
(206)767-5060

ANALYTICAL RESULTS

Project: East Bay Redevelopment 138130
Pace Project No.: 255812

Sample: SPL-8-1 **Lab ID: 255812011** Collected: 11/22/10 14:00 Received: 11/24/10 14:08 Matrix: Solid

Results reported on a "dry-weight" basis

Parameters	Results	Units	Report Limit	DF	Prepared	Analyzed	CAS No.	Qual
8270 MSSV PAH by SIM	Analytical Method: EPA 8270 by SIM Preparation Method: EPA 3546							
Acenaphthylene	ND	ug/kg	8.8	1	12/01/10 13:30	12/08/10 18:54	208-96-8	
Anthracene	**11.9**	ug/kg	8.8	1	12/01/10 13:30	12/08/10 18:54	120-12-7	
Benzo(a)anthracene	ND	ug/kg	8.8	1	12/01/10 13:30	12/08/10 18:54	56-55-3	
Benzo(a)pyrene	ND	ug/kg	8.8	1	12/01/10 13:30	12/08/10 18:54	50-32-8	
Benzo(b)fluoranthene	ND	ug/kg	8.8	1	12/01/10 13:30	12/08/10 18:54	205-99-2	
Benzo(g,h,i)perylene	ND	ug/kg	8.8	1	12/01/10 13:30	12/08/10 18:54	191-24-2	
Benzo(k)fluoranthene	ND	ug/kg	8.8	1	12/01/10 13:30	12/08/10 18:54	207-08-9	
Chrysene	ND	ug/kg	8.8	1	12/01/10 13:30	12/08/10 18:54	218-01-9	
Dibenz(a,h)anthracene	ND	ug/kg	8.8	1	12/01/10 13:30	12/08/10 18:54	53-70-3	
Fluoranthene	**23.1**	ug/kg	8.8	1	12/01/10 13:30	12/08/10 18:54	206-44-0	
Fluorene	**13.5**	ug/kg	8.8	1	12/01/10 13:30	12/08/10 18:54	86-73-7	
Indeno(1,2,3-cd)pyrene	ND	ug/kg	8.8	1	12/01/10 13:30	12/08/10 18:54	193-39-5	
1-Methylnaphthalene	**21.0**	ug/kg	8.8	1	12/01/10 13:30	12/08/10 18:54	90-12-0	
2-Methylnaphthalene	**37.3**	ug/kg	8.8	1	12/01/10 13:30	12/08/10 18:54	91-57-6	
Naphthalene	**41.4**	ug/kg	8.8	1	12/01/10 13:30	12/08/10 18:54	91-20-3	
Phenanthrene	**18.5**	ug/kg	8.8	1	12/01/10 13:30	12/08/10 18:54	85-01-8	
Pyrene	**21.5**	ug/kg	8.8	1	12/01/10 13:30	12/08/10 18:54	129-00-0	
2-Fluorobiphenyl (S)	64	%	31-131	1	12/01/10 13:30	12/08/10 18:54	321-60-8	
Terphenyl-d14 (S)	63	%	30-133	1	12/01/10 13:30	12/08/10 18:54	1718-51-0	
Percent Moisture	Analytical Method: ASTM D2974-87							
Percent Moisture	**25.7**	%	0.10	1		11/30/10 17:14		

Sample: SPL-8-2 **Lab ID: 255812012** Collected: 11/22/10 14:15 Received: 11/24/10 14:08 Matrix: Solid

Results reported on a "dry-weight" basis

Parameters	Results	Units	Report Limit	DF	Prepared	Analyzed	CAS No.	Qual
NWTPH-Dx GCS SG	Analytical Method: NWTPH-Dx Preparation Method: EPA 3546							
Diesel Range SG	ND	mg/kg	22.0	1	12/01/10 12:45	12/04/10 00:17		
Motor Oil Range SG	ND	mg/kg	88.2	1	12/01/10 12:45	12/04/10 00:17	64742-65-0	
n-Octacosane (S) SG	101	%	50-150	1	12/01/10 12:45	12/04/10 00:17	630-02-4	
o-Terphenyl (S) SG	94	%	50-150	1	12/01/10 12:45	12/04/10 00:17	84-15-1	
6020 MET ICPMS	Analytical Method: EPA 6020							
Arsenic	**6.0**	mg/kg	0.55	20	12/03/10 10:39	12/07/10 19:02	7440-38-2	
Cadmium	ND	mg/kg	0.087	20	12/03/10 10:39	12/07/10 19:02	7440-43-9	
Copper	**29.4**	mg/kg	0.55	20	12/03/10 10:39	12/07/10 19:02	7440-50-8	
Lead	**5.7**	mg/kg	0.55	20	12/03/10 10:39	12/07/10 19:02	7439-92-1	
Nickel	**39.8**	mg/kg	0.55	20	12/03/10 10:39	12/07/10 19:02	7440-02-0	
8270 MSSV PAH by SIM	Analytical Method: EPA 8270 by SIM Preparation Method: EPA 3546							
Acenaphthene	**11.0**	ug/kg	7.4	1	12/01/10 13:30	12/08/10 19:10	83-32-9	
Acenaphthylene	ND	ug/kg	7.4	1	12/01/10 13:30	12/08/10 19:10	208-96-8	

This report shall not be reproduced, except in full,
without the written consent of Pace Analytical Services, Inc..

Pace Analytical Services, Inc.
940 South Harney
Seattle, WA 98108
(206)767-5060

ANALYTICAL RESULTS

Project: East Bay Redevelopment 138130
Pace Project No.: 255812

Sample: SPL-8-2 **Lab ID: 255812012** Collected: 11/22/10 14:15 Received: 11/24/10 14:08 Matrix: Solid

Results reported on a "dry-weight" basis

Parameters	Results	Units	Report Limit	DF	Prepared	Analyzed	CAS No.	Qual
8270 MSSV PAH by SIM	Analytical Method: EPA 8270 by SIM Preparation Method: EPA 3546							
Anthracene	ND	ug/kg	7.4	1	12/01/10 13:30	12/08/10 19:10	120-12-7	
Benzo(a)anthracene	ND	ug/kg	7.4	1	12/01/10 13:30	12/08/10 19:10	56-55-3	
Benzo(a)pyrene	ND	ug/kg	7.4	1	12/01/10 13:30	12/08/10 19:10	50-32-8	
Benzo(b)fluoranthene	ND	ug/kg	7.4	1	12/01/10 13:30	12/08/10 19:10	205-99-2	
Benzo(g,h,i)perylene	ND	ug/kg	7.4	1	12/01/10 13:30	12/08/10 19:10	191-24-2	
Benzo(k)fluoranthene	ND	ug/kg	7.4	1	12/01/10 13:30	12/08/10 19:10	207-08-9	
Chrysene	ND	ug/kg	7.4	1	12/01/10 13:30	12/08/10 19:10	218-01-9	
Dibenz(a,h)anthracene	ND	ug/kg	7.4	1	12/01/10 13:30	12/08/10 19:10	53-70-3	
Fluoranthene	**8.8**	ug/kg	7.4	1	12/01/10 13:30	12/08/10 19:10	206-44-0	
Fluorene	ND	ug/kg	7.4	1	12/01/10 13:30	12/08/10 19:10	86-73-7	
Indeno(1,2,3-cd)pyrene	ND	ug/kg	7.4	1	12/01/10 13:30	12/08/10 19:10	193-39-5	
1-Methylnaphthalene	ND	ug/kg	7.4	1	12/01/10 13:30	12/08/10 19:10	90-12-0	
2-Methylnaphthalene	**10.4**	ug/kg	7.4	1	12/01/10 13:30	12/08/10 19:10	91-57-6	
Naphthalene	**10.9**	ug/kg	7.4	1	12/01/10 13:30	12/08/10 19:10	91-20-3	
Phenanthrene	**7.8**	ug/kg	7.4	1	12/01/10 13:30	12/08/10 19:10	85-01-8	
Pyrene	**9.0**	ug/kg	7.4	1	12/01/10 13:30	12/08/10 19:10	129-00-0	
2-Fluorobiphenyl (S)	68	%	31-131	1	12/01/10 13:30	12/08/10 19:10	321-60-8	
Terphenyl-d14 (S)	63	%	30-133	1	12/01/10 13:30	12/08/10 19:10	1718-51-0	
Percent Moisture	Analytical Method: ASTM D2974-87							
Percent Moisture	**12.0**	%	0.10	1		11/30/10 17:15		

This report shall not be reproduced, except in full,
without the written consent of Pace Analytical Services, Inc..

Pace Analytical Services, Inc.
940 South Harney
Seattle, WA 98108
(206)767-5060

QUALITY CONTROL DATA

Project: East Bay Redevelopment 138130
Pace Project No.: 255812

QC Batch: OEXT/3040 Analysis Method: NWTPH-Dx
QC Batch Method: EPA 3546 Analysis Description: NWTPH-Dx GCS
Associated Lab Samples: 255812001, 255812002, 255812003, 255812004, 255812005, 255812006, 255812007, 255812008, 255812009, 255812010, 255812011, 255812012

METHOD BLANK: 50754 Matrix: Solid
Associated Lab Samples: 255812001, 255812002, 255812003, 255812004, 255812005, 255812006, 255812007, 255812008, 255812009, 255812010, 255812011, 255812012

Parameter	Units	Blank Result	Reporting Limit	Analyzed	Qualifiers
Diesel Range SG	mg/kg	ND	20.0	12/03/10 19:22	
Motor Oil Range SG	mg/kg	ND	80.0	12/03/10 19:22	
n-Octacosane (S) SG	%	102	50-150	12/03/10 19:22	
o-Terphenyl (S) SG	%	96	50-150	12/03/10 19:22	

LABORATORY CONTROL SAMPLE: 50755

Parameter	Units	Spike Conc.	LCS Result	LCS % Rec	% Rec Limits	Qualifiers
Diesel Range SG	mg/kg	500	456	91	56-124	
Motor Oil Range SG	mg/kg	500	559	112	50-150	
n-Octacosane (S) SG	%			103	50-150	
o-Terphenyl (S) SG	%			110	50-150	

SAMPLE DUPLICATE: 50756

Parameter	Units	255797001 Result	Dup Result	RPD	Qualifiers
Diesel Range SG	mg/kg	29.5	70.5	82	R1
Motor Oil Range SG	mg/kg	ND	ND		
n-Octacosane (S) SG	%	100	100	6	
o-Terphenyl (S) SG	%	94	94	6	

SAMPLE DUPLICATE: 50757

Parameter	Units	255818001 Result	Dup Result	RPD	Qualifiers
Diesel Range SG	mg/kg	ND	ND		
Motor Oil Range SG	mg/kg	ND	ND		
n-Octacosane (S) SG	%	106	111	4	
o-Terphenyl (S) SG	%	98	101	2	

This report shall not be reproduced, except in full,
without the written consent of Pace Analytical Services, Inc..

Pace Analytical Services, Inc.
940 South Harney
Seattle, WA 98108
(206)767-5060

QUALITY CONTROL DATA

Project: East Bay Redevelopment 138130
Pace Project No.: 255812

QC Batch: ICPM/23802 Analysis Method: EPA 6020
QC Batch Method: EPA 6020 Analysis Description: 6020 MET
Associated Lab Samples: 255812001, 255812002, 255812003, 255812004, 255812005, 255812006, 255812007, 255812008, 255812009, 255812010, 255812011, 255812012

METHOD BLANK: 899839 Matrix: Solid
Associated Lab Samples: 255812001, 255812002, 255812003, 255812004, 255812005, 255812006, 255812007, 255812008, 255812009, 255812010, 255812011, 255812012

Parameter	Units	Blank Result	Reporting Limit	Analyzed	Qualifiers
Arsenic	mg/kg	ND	0.48	12/07/10 16:27	
Cadmium	mg/kg	ND	0.077	12/07/10 16:27	
Copper	mg/kg	ND	0.48	12/07/10 16:27	
Lead	mg/kg	ND	0.48	12/07/10 16:27	
Nickel	mg/kg	ND	0.48	12/07/10 16:27	

LABORATORY CONTROL SAMPLE: 899840

Parameter	Units	Spike Conc.	LCS Result	LCS % Rec	% Rec Limits	Qualifiers
Arsenic	mg/kg	19.8	18.7	94	75-125	
Cadmium	mg/kg	19.8	19.3	98	75-125	
Copper	mg/kg	19.8	20.1	101	75-125	
Lead	mg/kg	19.8	19.8	100	75-125	
Nickel	mg/kg	19.8	19.9	101	75-125	

MATRIX SPIKE & MATRIX SPIKE DUPLICATE: 899841 899842

Parameter	Units	255812001 Result	MS Spike Conc.	MSD Spike Conc.	MS Result	MSD Result	MS % Rec	MSD % Rec	% Rec Limits	RPD	Qual
Arsenic	mg/kg	7.0	59.9	57.9	71.4	65.4	108	101	75-125	9	
Cadmium	mg/kg	0.80	59.9	57.9	63.8	58.0	105	99	75-125	10	
Copper	mg/kg	43.3	59.9	57.9	106	91.9	104	84	75-125	14	
Lead	mg/kg	26.1	59.9	57.9	94.5	83.6	114	99	75-125	12	
Nickel	mg/kg	26.5	59.9	57.9	91.1	79.6	108	91	75-125	14	

MATRIX SPIKE SAMPLE: 899843

Parameter	Units	255812011 Result	Spike Conc.	MS Result	MS % Rec	% Rec Limits	Qualifiers
Arsenic	mg/kg	3.2	20.6	24.3	103	75-125	
Cadmium	mg/kg	0.080	20.6	20.6	100	75-125	
Copper	mg/kg	15.4	20.6	36.1	100	75-125	
Lead	mg/kg	9.3	20.6	24.6	74	75-125	M6
Nickel	mg/kg	28.2	20.6	54.8	129	75-125	M6

This report shall not be reproduced, except in full,
without the written consent of Pace Analytical Services, Inc..

Pace Analytical Services, Inc.
940 South Harney
Seattle, WA 98108
(206)767-5060

QUALITY CONTROL DATA

Project: East Bay Redevelopment 138130
Pace Project No.: 255812

QC Batch: OEXT/3039 Analysis Method: EPA 8270 by SIM
QC Batch Method: EPA 3546 Analysis Description: 8270/3546 MSSV PAH by SIM
Associated Lab Samples: 255812001, 255812002, 255812003, 255812004, 255812005, 255812006, 255812007, 255812008, 255812009, 255812010, 255812011, 255812012

METHOD BLANK: 50750 Matrix: Solid
Associated Lab Samples: 255812001, 255812002, 255812003, 255812004, 255812005, 255812006, 255812007, 255812008, 255812009, 255812010, 255812011, 255812012

Parameter	Units	Blank Result	Reporting Limit	Analyzed	Qualifiers
1-Methylnaphthalene	ug/kg	ND	6.7	12/08/10 13:21	
2-Methylnaphthalene	ug/kg	ND	6.7	12/08/10 13:21	
Acenaphthene	ug/kg	ND	6.7	12/08/10 13:21	
Acenaphthylene	ug/kg	ND	6.7	12/08/10 13:21	
Anthracene	ug/kg	ND	6.7	12/08/10 13:21	
Benzo(a)anthracene	ug/kg	ND	6.7	12/08/10 13:21	
Benzo(a)pyrene	ug/kg	ND	6.7	12/08/10 13:21	
Benzo(b)fluoranthene	ug/kg	ND	6.7	12/08/10 13:21	
Benzo(g,h,i)perylene	ug/kg	ND	6.7	12/08/10 13:21	
Benzo(k)fluoranthene	ug/kg	ND	6.7	12/08/10 13:21	
Chrysene	ug/kg	ND	6.7	12/08/10 13:21	
Dibenz(a,h)anthracene	ug/kg	ND	6.7	12/08/10 13:21	
Fluoranthene	ug/kg	ND	6.7	12/08/10 13:21	
Fluorene	ug/kg	ND	6.7	12/08/10 13:21	
Indeno(1,2,3-cd)pyrene	ug/kg	ND	6.7	12/08/10 13:21	
Naphthalene	ug/kg	ND	6.7	12/08/10 13:21	
Phenanthrene	ug/kg	ND	6.7	12/08/10 13:21	
Pyrene	ug/kg	ND	6.7	12/08/10 13:21	
2-Fluorobiphenyl (S)	%	76	31-131	12/08/10 13:21	
Terphenyl-d14 (S)	%	84	30-133	12/08/10 13:21	

LABORATORY CONTROL SAMPLE: 50751

Parameter	Units	Spike Conc.	LCS Result	LCS % Rec	% Rec Limits	Qualifiers
1-Methylnaphthalene	ug/kg	133	90.1	68	37-121	
2-Methylnaphthalene	ug/kg	133	93.3	70	33-132	
Acenaphthene	ug/kg	133	91.9	69	32-127	
Acenaphthylene	ug/kg	133	94.0	71	31-134	
Anthracene	ug/kg	133	91.3	68	42-135	
Benzo(a)anthracene	ug/kg	133	103	77	43-139	
Benzo(a)pyrene	ug/kg	133	97.6	73	44-144	
Benzo(b)fluoranthene	ug/kg	133	91.5	69	42-144	
Benzo(g,h,i)perylene	ug/kg	133	110	83	46-136	
Benzo(k)fluoranthene	ug/kg	133	107	80	45-147	
Chrysene	ug/kg	133	107	80	42-144	
Dibenz(a,h)anthracene	ug/kg	133	110	82	48-142	
Fluoranthene	ug/kg	133	99.7	75	44-143	
Fluorene	ug/kg	133	99.2	74	32-146	
Indeno(1,2,3-cd)pyrene	ug/kg	133	112	84	47-140	
Naphthalene	ug/kg	133	90.1	68	35-118	

This report shall not be reproduced, except in full,
without the written consent of Pace Analytical Services, Inc..

Pace Analytical Services, Inc.
940 South Harney
Seattle, WA 98108
(206)767-5060

QUALITY CONTROL DATA

Project: East Bay Redevelopment 138130
Pace Project No.: 255812

LABORATORY CONTROL SAMPLE: 50751

Parameter	Units	Spike Conc.	LCS Result	LCS % Rec	% Rec Limits	Qualifiers
Phenanthrene	ug/kg	133	94.5	71	42-131	
Pyrene	ug/kg	133	99.8	75	47-136	
2-Fluorobiphenyl (S)	%			68	31-131	
Terphenyl-d14 (S)	%			77	30-133	

MATRIX SPIKE & MATRIX SPIKE DUPLICATE: 50752 50753

Parameter	Units	255812002 Result	MS Spike Conc.	MSD Spike Conc.	MS Result	MSD Result	MS % Rec	MSD % Rec	% Rec Limits	RPD	Qual
1-Methylnaphthalene	ug/kg	ND	178	175	134	132	72	71	31-123	2	
2-Methylnaphthalene	ug/kg	13.0	178	175	138	136	70	70	15-146	.9	
Acenaphthene	ug/kg	ND	178	175	134	130	74	73	19-141	4	
Acenaphthylene	ug/kg	ND	178	175	130	124	70	67	30-142	5	
Anthracene	ug/kg	ND	178	175	127	114	70	64	38-137	11	
Benzo(a)anthracene	ug/kg	ND	178	175	131	121	73	68	37-143	8	
Benzo(a)pyrene	ug/kg	ND	178	175	124	108	69	61	33-147	13	
Benzo(b)fluoranthene	ug/kg	ND	178	175	117	113	65	64	25-156	4	
Benzo(g,h,i)perylene	ug/kg	ND	178	175	131	117	73	66	26-142	12	
Benzo(k)fluoranthene	ug/kg	ND	178	175	129	114	72	64	35-142	13	
Chrysene	ug/kg	ND	178	175	136	128	76	73	23-150	7	
Dibenz(a,h)anthracene	ug/kg	ND	178	175	130	118	73	67	41-140	10	
Fluoranthene	ug/kg	10.7	178	175	135	133	69	70	25-155	1	
Fluorene	ug/kg	ND	178	175	139	131	77	74	33-152	5	
Indeno(1,2,3-cd)pyrene	ug/kg	ND	178	175	134	117	74	66	36-139	13	
Naphthalene	ug/kg	80.4	178	175	140	167	34	49	25-121	17	
Phenanthrene	ug/kg	23.2	178	175	138	135	64	64	29-141	2	
Pyrene	ug/kg	ND	178	175	145	139	76	74	36-145	5	
2-Fluorobiphenyl (S)	%						74	71	31-131		
Terphenyl-d14 (S)	%						76	74	30-133		

This report shall not be reproduced, except in full,
without the written consent of Pace Analytical Services, Inc..

Pace Analytical Services, Inc.
940 South Harney
Seattle, WA 98108
(206)767-5060

QUALITY CONTROL DATA

Project: East Bay Redevelopment 138130
Pace Project No.: 255812

QC Batch: PMST/1438 Analysis Method: ASTM D2974-87
QC Batch Method: ASTM D2974-87 Analysis Description: Dry Weight/Percent Moisture
Associated Lab Samples: 255812001, 255812002, 255812003, 255812004, 255812005, 255812006, 255812007, 255812008, 255812009, 255812010, 255812011, 255812012

SAMPLE DUPLICATE: 50742

Parameter	Units	255815001 Result	Dup Result	RPD	Qualifiers
Percent Moisture	%	21.5	20.2	6	

SAMPLE DUPLICATE: 50743

Parameter	Units	255830001 Result	Dup Result	RPD	Qualifiers
Percent Moisture	%	13.1	14.3	9	

This report shall not be reproduced, except in full,
without the written consent of Pace Analytical Services, Inc..

Pace Analytical Services, Inc.
940 South Harney
Seattle, WA 98108
(206)767-5060

QUALIFIERS

Project: East Bay Redevelopment 138130
Pace Project No.: 255812

DEFINITIONS

DF - Dilution Factor, if reported, represents the factor applied to the reported data due to changes in sample preparation, dilution of the sample aliquot, or moisture content.

ND - Not Detected at or above adjusted reporting limit.

J - Estimated concentration above the adjusted method detection limit and below the adjusted reporting limit.

MDL - Adjusted Method Detection Limit.

S - Surrogate

1,2-Diphenylhydrazine (8270 listed analyte) decomposes to Azobenzene.

Consistent with EPA guidelines, unrounded data are displayed and have been used to calculate % recovery and RPD values.

LCS(D) - Laboratory Control Sample (Duplicate)

MS(D) - Matrix Spike (Duplicate)

DUP - Sample Duplicate

RPD - Relative Percent Difference

N-Nitrosodiphenylamine decomposes and cannot be separated from Diphenylamine using Method 8270. The result reported for each analyte is a combined concentration.

Pace Analytical is NELAP accredited. Contact your Pace PM for the current list of accredited analytes.

LABORATORIES

PASI-M	Pace Analytical Services - Minneapolis
PASI-S	Pace Analytical Services - Seattle

ANALYTE QUALIFIERS

M6	Matrix spike and Matrix spike duplicate recovery not evaluated against control limits due to sample dilution.
R1	RPD value was outside control limits.

This report shall not be reproduced, except in full,
without the written consent of Pace Analytical Services, Inc..

Pace Analytical Services, Inc.
940 South Harney
Seattle, WA 98108
(206)767-5060

QUALITY CONTROL DATA CROSS REFERENCE TABLE

Project: East Bay Redevelopment 138130
Pace Project No.: 255812

Lab ID	Sample ID	QC Batch Method	QC Batch	Analytical Method	Analytical Batch
255812001	**SPL-6-1**	EPA 3546	OEXT/3040	NWTPH-Dx	GCSV/2114
255812002	**SPL-6-2**	EPA 3546	OEXT/3040	NWTPH-Dx	GCSV/2114
255812003	**SPL-6-3**	EPA 3546	OEXT/3040	NWTPH-Dx	GCSV/2114
255812004	**SPL-6-4**	EPA 3546	OEXT/3040	NWTPH-Dx	GCSV/2114
255812005	**SPL-6-5**	EPA 3546	OEXT/3040	NWTPH-Dx	GCSV/2114
255812006	**SPL-9-1**	EPA 3546	OEXT/3040	NWTPH-Dx	GCSV/2114
255812007	**SPL-9-2**	EPA 3546	OEXT/3040	NWTPH-Dx	GCSV/2114
255812008	**SPL-9-3**	EPA 3546	OEXT/3040	NWTPH-Dx	GCSV/2114
255812009	**SPL-8-3**	EPA 3546	OEXT/3040	NWTPH-Dx	GCSV/2114
255812010	**SPL-7-5**	EPA 3546	OEXT/3040	NWTPH-Dx	GCSV/2114
255812011	**SPL-8-1**	EPA 3546	OEXT/3040	NWTPH-Dx	GCSV/2114
255812012	**SPL-8-2**	EPA 3546	OEXT/3040	NWTPH-Dx	GCSV/2114
255812001	**SPL-6-1**	EPA 6020	ICPM/23802	EPA 6020	ICPM/9660
255812002	**SPL-6-2**	EPA 6020	ICPM/23802	EPA 6020	ICPM/9660
255812003	**SPL-6-3**	EPA 6020	ICPM/23802	EPA 6020	ICPM/9660
255812004	**SPL-6-4**	EPA 6020	ICPM/23802	EPA 6020	ICPM/9660
255812005	**SPL-6-5**	EPA 6020	ICPM/23802	EPA 6020	ICPM/9660
255812006	**SPL-9-1**	EPA 6020	ICPM/23802	EPA 6020	ICPM/9660
255812007	**SPL-9-2**	EPA 6020	ICPM/23802	EPA 6020	ICPM/9660
255812008	**SPL-9-3**	EPA 6020	ICPM/23802	EPA 6020	ICPM/9660
255812009	**SPL-8-3**	EPA 6020	ICPM/23802	EPA 6020	ICPM/9660
255812010	**SPL-7-5**	EPA 6020	ICPM/23802	EPA 6020	ICPM/9660
255812011	**SPL-8-1**	EPA 6020	ICPM/23802	EPA 6020	ICPM/9660
255812012	**SPL-8-2**	EPA 6020	ICPM/23802	EPA 6020	ICPM/9660
255812001	**SPL-6-1**	EPA 3546	OEXT/3039	EPA 8270 by SIM	MSSV/1461
255812002	**SPL-6-2**	EPA 3546	OEXT/3039	EPA 8270 by SIM	MSSV/1461
255812003	**SPL-6-3**	EPA 3546	OEXT/3039	EPA 8270 by SIM	MSSV/1461
255812004	**SPL-6-4**	EPA 3546	OEXT/3039	EPA 8270 by SIM	MSSV/1461
255812005	**SPL-6-5**	EPA 3546	OEXT/3039	EPA 8270 by SIM	MSSV/1461
255812006	**SPL-9-1**	EPA 3546	OEXT/3039	EPA 8270 by SIM	MSSV/1461
255812007	**SPL-9-2**	EPA 3546	OEXT/3039	EPA 8270 by SIM	MSSV/1461
255812008	**SPL-9-3**	EPA 3546	OEXT/3039	EPA 8270 by SIM	MSSV/1461
255812009	**SPL-8-3**	EPA 3546	OEXT/3039	EPA 8270 by SIM	MSSV/1461
255812010	**SPL-7-5**	EPA 3546	OEXT/3039	EPA 8270 by SIM	MSSV/1461
255812011	**SPL-8-1**	EPA 3546	OEXT/3039	EPA 8270 by SIM	MSSV/1461
255812012	**SPL-8-2**	EPA 3546	OEXT/3039	EPA 8270 by SIM	MSSV/1461
255812001	**SPL-6-1**	ASTM D2974-87	PMST/1438		
255812002	**SPL-6-2**	ASTM D2974-87	PMST/1438		
255812003	**SPL-6-3**	ASTM D2974-87	PMST/1438		
255812004	**SPL-6-4**	ASTM D2974-87	PMST/1438		
255812005	**SPL-6-5**	ASTM D2974-87	PMST/1438		
255812006	**SPL-9-1**	ASTM D2974-87	PMST/1438		
255812007	**SPL-9-2**	ASTM D2974-87	PMST/1438		
255812008	**SPL-9-3**	ASTM D2974-87	PMST/1438		
255812009	**SPL-8-3**	ASTM D2974-87	PMST/1438		
255812010	**SPL-7-5**	ASTM D2974-87	PMST/1438		
255812011	**SPL-8-1**	ASTM D2974-87	PMST/1438		

This report shall not be reproduced, except in full,
without the written consent of Pace Analytical Services, Inc..

Pace Analytical Services, Inc.
940 South Harney
Seattle, WA 98108
(206)767-5060

QUALITY CONTROL DATA CROSS REFERENCE TABLE

Project: East Bay Redevelopment 138130
Pace Project No.: 255812

Lab ID	Sample ID	QC Batch Method	QC Batch	Analytical Method	Analytical Batch
255812012	**SPL-8-2**	ASTM D2974-87	PMST/1438		

This report shall not be reproduced, except in full,
without the written consent of Pace Analytical Services, Inc..

Pace Analytical™

www.pacelabs.com

Pace Analytical Services, Inc.
1700 Elm Street
Minneapolis, MN 55414
Phone: 612.607.1700
Fax: 612.607.6444

Report Prepared for:

Jennifer Gross
PASI Seattle
940 S. Harney Street
Seattle WA 98108

REPORT OF LABORATORY ANALYSIS FOR PCDD/PCDF

Report Information:

Pace Project #: 10144154
Sample Receipt Date: 11/30/2010
Client Project #: 255812 Brown & Caldwell
Client Sub PO #: N/A
State Cert #: C755

Invoicing & Reporting Options:

The report provided has been invoiced as a Level 2 PCDD/PCDF Report. If an upgrade of this report package is requested, an additional charge may be applied.

Please review the attached invoice for accuracy and forward any questions to Nate Habte, your Pace Project Manager.

This report has been reviewed by:

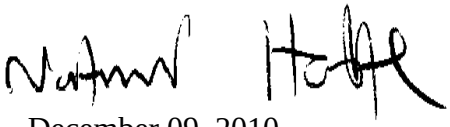

December 09, 2010

Nate Habte, Project Manager
(612) 607-6407
(612) 607-6444 (fax)
natnael.habte@pacelabs.com

ACCREDITED IN ACCORDANCE WITH nelac

Report of Laboratory Analysis

This report should not be reproduced, except in full, without the written consent of Pace Analytical Services, Inc.

The results relate only to the samples included in this report.

Report Prepared Date:
December 9, 2010

Pace Analytical Services, Inc.
1700 Elm Street
Minneapolis, MN 55414
Phone: 612.607.1700
Fax: 612.607.6444

DISCUSSION

This report presents the results from the analyses performed on twelve samples submitted by a representative of Pace Analytical Services, Inc. The samples were analyzed for the presence or absence of polychlorodibenzo-p-dioxins (PCDDs) and polychlorodibenzofurans (PCDFs) using a modified version of USEPA Method 8290. Reporting limits were based on signal-to-noise measurements.

The recoveries of the isotopically-labeled PCDD/PCDF internal standards in the sample extracts ranged from 49-107%. With the exception of one low value in the associated method blank, which was flagged "R" on the result table, the labeled standard recoveries obtained for this project were within the 40-135% target range specified in Method 8290. Also, since the quantification of the native 2,3,7,8-substituted congeners was based on isotope dilution, the data were automatically corrected for variation in recovery and accurate values were obtained.

In some cases, interfering substances impacted the determinations of PCDD or PCDF congeners. The affected value were flagged "I" where incorrect isotope ratios were obtained.

A laboratory method blank was prepared and analyzed with each sample batch as part of our routine quality control procedures. The results show the blanks to contain trace levels of selected congeners. These were below the calibration range of the method. Sample levels similar to the corresponding blank levels were flagged "B" on the results tables and may be, at least partially, attributed to the background. It should be noted that levels less than ten times the background are not generally considered to be statistically different from the background.

Laboratory and matrix spike samples were also prepared with the sample batches using clean sand or sample matrix that had been fortified with native standard materials. The results show that the spiked native compounds were generally recovered at 96-128%, with relative percent differences of 0.1-11.0%. These results indicate generally high degrees of accuracy and precision for these determinations. The background-subtracted recovery values obtained for OCDD in the matrix spike samples were above the 70-130% target range and may indicate a high bias for this congener in these determinations.

This report shall not be reproduced, except in full,
without the written consent of Pace Analytical Services, Inc.

Pace Analytical Services, Inc.
1700 Elm Street - Suite 200
Minneapolis, MN 55414

Tel: 612-607-1700
Fax: 612- 607-6444

Minnesota Laboratory Certifications

Authority	Certificate #	Authority	Certificate #
Alabama	40770	Montana	92
Alaska	MN00064	Nebraska	
Arizona	AZ0014	Nevada	MN000642010A
Arkansas	88-0680	New Jersey (NE	MN002
California	01155CA	New Mexico	MN00064
Colorado	MN00064	New York (NEL	11647
Connecticut	PH-0256	North Carolina	27700
EPA Region 5	WD-15J	North Dakota	R-036
EPA Region 8	8TMS-Q	Ohio	4150
Florida (NELAP	E87605	Ohio VAP	CL101
Georgia (DNR)	959	Oklahoma	D9922
Guam	09-019r	Oregon (ELAP)	MN200001-005
Hawaii	SLD	Oregon (OREL	MN200001-005
Idaho	MN00064	Pennsylvania	68-00563
Illinois	200012	Saipan	MP0003
Indiana	C-MN-01	South Carolina	74003001
Indiana	C-MN-01	Tennesee	2818
Iowa	368	Tennessee	02818
Kansas	E-10167	Texas	T104704192-08
Kentucky	90062	Utah (NELAP)	PAM
Louisiana	LA0900016	Virginia	00251
Maine	2007029	Washington	C755
Maryland	322	West Virginia	9952C
Michigan	9909	Wisconsin	999407970
Minnesota	027-053-137	Wyoming	8TMS-Q
Mississippi	MN00064		

REPORT OF LABORATORY ANALYSIS

This report shall not be reproduced, except in full,
without the written consent of Pace Analytical Services, Inc.

Appendix A

Sample Management

COC p. 1 (of 2)

10144154

Chain of Custody

Pace Analytical®
www.pacelabs.com

Workorder: 255812 **Workorder Name:** East Bay Redevelopment 138130 **Owner Received Date:** 11/24/2010 **Results Requested By:** 12/8/2010

Report To

Jennifer Gross
Pace Analytical Services, Inc.
940 South Harney
Seattle WA 98108
Phone (206)767-5060
Fax (206)767-5063

Subcontract To

Pace Analytical Minnesota
1700 Elm Street
Suite 200
Minneapolis, MN 55414
Phone (612)607-1700

Requested Analysis

Item	Sample ID	Sample Type	Collect Date/Time	Lab ID	Matrix	Preserved Containers: Unpreserved	AS, Ni, Cu, Pb, Cd by 6020	Dioxin Furan	LAB USE ONLY
1	SPL-6-1	PS	11/22/2010 13:20	255812001	Solid	2	X	X	
2	SPL-6-2	PS	11/22/2010 13:40	255812002	Solid	2	X	X	
3	SPL-6-3	PS	11/22/2010 13:40	255812003	Solid	2	X	X	
4	SPL-6-4	PS	11/22/2010 13:50	255812004	Solid	2	X	X	
5	SPL-6-5	PS	11/22/2010 13:55	255812005	Solid	2	X	X	
6	SPL-9-1	PS	11/22/2010 13:00	255812006	Solid	2	X	X	
7	SPL-9-2	PS	11/22/2010 13:10	255812007	Solid	2	X	X	
8	SPL-9-3	PS	11/22/2010 13:00	255812008	Solid	2	X	X	
9	SPL-8-3	PS	11/22/2010 14:30	255812009	Solid	2	X	X	
10	SPL-7-5	PS	11/22/2010 15:10	255812010	Solid	2	X	X	
11	SPL-8-1	PS	11/22/2010 14:00	255812011	Solid	2	X	X	
12	SPL-8-2	PS	11/22/2010 14:15	255812012	Solid	2	X	X	

Transfers	Released By	Date/Time	Received By	Date/Time
1	Colette Weaver	112910/1400	[signature]	11/30/10 1040
2				
3				

Comments

Cooler Temperature on Receipt 4.5 °C | **Custody Seal** Y or N | **Received on Ice** Y or N | **Samples Intact** Y or N

Monday, November 29, 2010 9:17:16 AM

FMT-ALL-C-002rev.00 24March2009

Page 1 of 1

COC p. 2 of 2) 10144154

Revised COC

Chain of Custody

Pace Analytical®
www.pacelabs.com

12/9/10

Workorder: 255812 **Workorder Name:** East Bay Redevelopment 138130 **Owner Received Date:** 11/24/2010 **Results Requested By:** ~~12/8/2010~~

Report To	Subcontract To
Jennifer Gross Pace Analytical Services, Inc. 940 South Harney Seattle WA 98108 Phone (206)767-5060 Fax (206)767-5063	Pace Analytical Minnesota 1700 Elm Street Suite 200 Minneapolis, MN 55414 Phone (612)607-1700

Item	Sample ID	Sample Type	Collect Date/Time	Lab ID	Matrix	Preserved Containers: Unpreserved	Requested Analysis: As, Ni, Cu, Pb, Cd by 6020	Dioxin, Furan	LAB USE ONLY
1	SPL-6-1	PS	11/22/2010 13:20	255812001	Solid	2	X	X	
2	SPL-6-2	PS	11/22/2010 13:40	255812002	Solid	2	X	X	
3	SPL-6-3	PS	11/22/2010 13:40	255812003	Solid	2	X	X	
4	SPL-6-4	PS	11/22/2010 13:50	255812004	Solid	2	X	X	
5	SPL-6-5	PS	11/22/2010 13:55	255812005	Solid	2	X	X	
6	SPL-9-1	PS	11/22/2010 13:00	255812006	Solid	2	X	X	
7	SPL-9-2	PS	11/22/2010 13:10	255812007	Solid	2	X	X	
8	SPL-9-3	PS	11/22/2010 13:00	255812008	Solid	2	X	X	
9	SPL-8-3	PS	11/22/2010 14:30	255812009	Solid	2	X	X	
10	SPL-7-5	PS	11/22/2010 15:10	255812010	Solid	2	X	X	
11	SPL-8-1	PS	11/22/2010 14:00	255812011	Solid	2	X	X	
12	SPL-8-2	PS	11/22/2010 14:15	255812012	Solid	2	X	X	

Transfers	Released By	Date/Time	Received By	Date/Time
1				
2				
3				

Comments: Dioxins are RUSH

Cooler Temperature on Receipt °C	Custody Seal Y or N	Received on Ice Y or N	Samples Intact Y or N

Sample Condition Upon Receipt

Pace Analytical

Client Name: PACE Seattle **Project #** 10144154

Courier: ☑ Fed Ex ☐ UPS ☐ USPS ☐ Client ☐ Commercial ☐ Pace Other _____

Tracking #: 7969 9617 4291

Optional: Proj. Due Date: Proj. Name:

Custody Seal on Cooler/Box Present: ☑ yes ☐ no **Seals intact:** ☑ yes ☐ no

Packing Material: ☐ Bubble Wrap ☑ Bubble Bags ☐ None ☐ Other _____ **Temp Blank:** Yes ✓ No _____

Thermometer Used 80344042 or 179425 **Type of Ice:** (Wet) Blue None ☐ Samples on ice, cooling process has begun

Cooler Temperature 4.5 **Biological Tissue is Frozen:** Yes No

Temp should be above freezing to 6°C **Comments:**

Date and initials of person examining contents: 11/30/10 NZ

Chain of Custody Present:	☑Yes ☐No ☐N/A	1.
Chain of Custody Filled Out:	☑Yes ☐No ☐N/A	2.
Chain of Custody Relinquished:	☑Yes ☐No ☐N/A	3.
Sampler Name & Signature on COC:	☐Yes ☑No ☐N/A	4.
Samples Arrived within Hold Time:	☑Yes ☐No ☐N/A	5.
Short Hold Time Analysis (<72hr):	☐Yes ☑No ☐N/A	6.
Rush Turn Around Time Requested:	☐Yes ☑No ☐N/A	7.
Sufficient Volume:	☑Yes ☐No ☐N/A	8.
Correct Containers Used:	☑Yes ☐No ☐N/A	9.
-Pace Containers Used:	☑Yes ☐No ☐N/A	
Containers Intact:	☑Yes ☐No ☐N/A	10.
Filtered volume received for Dissolved tests	☐Yes ☐No ☑N/A	11.
Sample Labels match COC:	☑Yes ☐No ☐N/A	12.
-Includes date/time/ID/Analysis Matrix: SL		
All containers needing acid/base preservation have been checked. Noncompliance are noted in 13.	☐Yes ☐No ☑N/A	13. ☐ HNO3 ☐ H2SO4 ☐ NaOH ☐ HCl
All containers needing preservation are found to be in compliance with EPA recommendation.	☐Yes ☐No ☑N/A	Samp #
Exceptions: VOA,Coliform, TOC, Oil and Grease, WI-DRO (water)	☐Yes ☑No	Initial when completed / Lot # of added preservative
Samples checked for dechlorination:	☐Yes ☐No ☑N/A	14.
Headspace in VOA Vials (>6mm):	☐Yes ☐No ☑N/A	15.
Trip Blank Present:	☐Yes ☑No ☐N/A	16.
Trip Blank Custody Seals Present	☐Yes ☐No ☑N/A	
Pace Trip Blank Lot # (if purchased):		

Client Notification/ Resolution: **Field Data Required?** Y / N

Person Contacted: _____ Date/Time: _____

Comments/ Resolution: _____

Project Manager Review: NAH **Date:** 11/30/10

Note: Whenever there is a discrepancy affecting North Carolina compliance samples, a copy of this form will be sent to the North Carolina DENR.

Pace Analytical Services, Inc.
1700 Elm Street SE, Suite 200, Minneapolis, MN 55414

Pace Analytical Services, Inc.
1700 Elm Street - Suite 200
Minneapolis, MN 55414

Tel: 612-607-1700
Fax: 612- 607-6444

Reporting Flags

A = Reporting Limit based on signal to noise

B = Less than 10x higher than method blank level

C = Result obtained from confirmation analysis

D = Result obtained from analysis of diluted sample

E = Exceeds calibration range

I = Interference present

J = Estimated value

Nn = Value obtained from additional analysis

P = PCDE Interference

R = Recovery outside target range

S = Peak saturated

U = Analyte not detected

V = Result verified by confirmation analysis

X = %D Exceeds limits

Y = Calculated using average of daily RFs

* = See Discussion

This report shall not be reproduced, except in full,
without the written consent of Pace Analytical Services, Inc.

Appendix B

Sample Analysis Summary

Pace Analytical Services, Inc.
1700 Elm Street - Suite 200
Minneapolis, MN 55414

Tel: 612-607-1700
Fax: 612- 607-6444

Method 8290 Sample Analysis Results

Client - PASI Seattle

Client's Sample ID	SPL-6-1		
Lab Sample ID	255812001		
Filename	F101206B_16		
Injected By	BAL		
Total Amount Extracted	39.6 g	Matrix	Solid
% Moisture	74.3	Dilution	NA
Dry Weight Extracted	10.2 g	Collected	11/22/2010 13:20
ICAL ID	F101206	Received	11/30/2010 10:48
CCal Filename(s)	F101206B_10 & F101206B_26	Extracted	12/02/2010 17:15
Method Blank ID	BLANK-27127	Analyzed	12/07/2010 04:22

Native Isomers	Conc ng/Kg	EMPC ng/Kg	EDL ng/Kg		Internal Standards	ng's Added	Percent Recovery
2,3,7,8-TCDF	5.70	-----	0.24		2,3,7,8-TCDF-13C	2.00	74
Total TCDF	80.00	-----	0.24		2,3,7,8-TCDD-13C	2.00	86
					1,2,3,7,8-PeCDF-13C	2.00	64
2,3,7,8-TCDD	0.86	-----	0.29	J	2,3,4,7,8-PeCDF-13C	2.00	65
Total TCDD	39.00	-----	0.29		1,2,3,7,8-PeCDD-13C	2.00	68
					1,2,3,4,7,8-HxCDF-13C	2.00	80
1,2,3,7,8-PeCDF	2.60	-----	0.18	J	1,2,3,6,7,8-HxCDF-13C	2.00	77
2,3,4,7,8-PeCDF	2.70	-----	0.24	J	2,3,4,6,7,8-HxCDF-13C	2.00	81
Total PeCDF	28.00	-----	0.21		1,2,3,7,8,9-HxCDF-13C	2.00	76
					1,2,3,4,7,8-HxCDD-13C	2.00	84
1,2,3,7,8-PeCDD	1.40	-----	0.19	J	1,2,3,6,7,8-HxCDD-13C	2.00	73
Total PeCDD	27.00	-----	0.19		1,2,3,4,6,7,8-HpCDF-13C	2.00	61
					1,2,3,4,7,8,9-HpCDF-13C	2.00	58
1,2,3,4,7,8-HxCDF	2.00	-----	0.19	J	1,2,3,4,6,7,8-HpCDD-13C	2.00	65
1,2,3,6,7,8-HxCDF	1.20	-----	0.20	J	OCDD-13C	4.00	58
2,3,4,6,7,8-HxCDF	1.40	-----	0.18	J			
1,2,3,7,8,9-HxCDF	0.97	-----	0.14	J	1,2,3,4-TCDD-13C	2.00	NA
Total HxCDF	17.00	-----	0.18		1,2,3,7,8,9-HxCDD-13C	2.00	NA
1,2,3,4,7,8-HxCDD	1.20	-----	0.23	J	2,3,7,8-TCDD-37Cl4	0.20	80
1,2,3,6,7,8-HxCDD	-----	2.0	0.28	I			
1,2,3,7,8,9-HxCDD	1.50	-----	0.36	J			
Total HxCDD	21.00	-----	0.29				
1,2,3,4,6,7,8-HpCDF	7.70	-----	0.36		Total 2,3,7,8-TCDD		
1,2,3,4,7,8,9-HpCDF	1.30	-----	0.36	J	Equivalence: 5.0 ng/Kg		
Total HpCDF	27.00	-----	0.36		(Using 2005 WHO Factors - Using PRL/2 where ND)		
1,2,3,4,6,7,8-HpCDD	27.00	-----	0.51				
Total HpCDD	55.00	-----	0.51				
OCDF	29.00	-----	0.62				
OCDD	300.00	-----	0.61				

Conc = Concentration (Totals include 2,3,7,8-substituted isomers).
EMPC = Estimated Maximum Possible Concentration
EDL = Estimated Detection Limit

ND = Not Detected
NA = Not Applicable
NC = Not Calculated

Results reported on a dry weight basis and are valid to no more than 2 significant figures.
J = Estimated value
I = Interference present

REPORT OF LABORATORY ANALYSIS

This report shall not be reproduced, except in full,
without the written consent of Pace Analytical Services, Inc.

Pace Analytical Services, Inc.
1700 Elm Street - Suite 200
Minneapolis, MN 55414

Tel: 612-607-1700
Fax: 612- 607-6444

Method 8290 Sample Analysis Results

Client - PASI Seattle

Client's Sample ID	SPL-6-2		
Lab Sample ID	255812002		
Filename	F101207A_04		
Injected By	SMT		
Total Amount Extracted	13.8 g	Matrix	Solid
% Moisture	26.5	Dilution	NA
Dry Weight Extracted	10.1 g	Collected	11/22/2010 13:40
ICAL ID	F101206	Received	11/30/2010 10:48
CCal Filename(s)	F101206B_26 & F101207A_16	Extracted	12/02/2010 14:00
Method Blank ID	BLANK-27124	Analyzed	12/07/2010 15:59

Native Isomers	Conc ng/Kg	EMPC ng/Kg	EDL ng/Kg		Internal Standards	ng's Added	Percent Recovery
2,3,7,8-TCDF	ND	-----	0.180		2,3,7,8-TCDF-13C	2.00	52
Total TCDF	0.97	-----	0.180	J	2,3,7,8-TCDD-13C	2.00	61
					1,2,3,7,8-PeCDF-13C	2.00	60
2,3,7,8-TCDD	ND	-----	0.180		2,3,4,7,8-PeCDF-13C	2.00	76 Y
Total TCDD	1.70	-----	0.180		1,2,3,7,8-PeCDD-13C	2.00	70
					1,2,3,4,7,8-HxCDF-13C	2.00	74
1,2,3,7,8-PeCDF	ND	-----	0.150		1,2,3,6,7,8-HxCDF-13C	2.00	68
2,3,4,7,8-PeCDF	-----	0.26	0.110	I	2,3,4,6,7,8-HxCDF-13C	2.00	56
Total PeCDF	1.80	-----	0.130	BJ	1,2,3,7,8,9-HxCDF-13C	2.00	59
					1,2,3,4,7,8-HxCDD-13C	2.00	76
1,2,3,7,8-PeCDD	-----	0.15	0.086	I	1,2,3,6,7,8-HxCDD-13C	2.00	69
Total PeCDD	1.30	-----	0.086	BJ	1,2,3,4,6,7,8-HpCDF-13C	2.00	62
					1,2,3,4,7,8,9-HpCDF-13C	2.00	57
1,2,3,4,7,8-HxCDF	0.20	-----	0.086	BJ	1,2,3,4,6,7,8-HpCDD-13C	2.00	64
1,2,3,6,7,8-HxCDF	0.24	-----	0.097	BJ	OCDD-13C	4.00	49
2,3,4,6,7,8-HxCDF	0.21	-----	0.110	BJ			
1,2,3,7,8,9-HxCDF	0.26	-----	0.140	BJ	1,2,3,4-TCDD-13C	2.00	NA
Total HxCDF	1.90	-----	0.110	BJ	1,2,3,7,8,9-HxCDD-13C	2.00	NA
1,2,3,4,7,8-HxCDD	ND	-----	0.150		2,3,7,8-TCDD-37Cl4	0.20	66
1,2,3,6,7,8-HxCDD	0.39	-----	0.160	BJ			
1,2,3,7,8,9-HxCDD	0.27	-----	0.110	BJ			
Total HxCDD	3.70	-----	0.140	BJ			
1,2,3,4,6,7,8-HpCDF	0.91	-----	0.085	BJ	Total 2,3,7,8-TCDD		
1,2,3,4,7,8,9-HpCDF	-----	0.19	0.072	I	Equivalence: 0.36 ng/Kg		
Total HpCDF	2.10	-----	0.078	BJ	(Using 2005 WHO Factors - Using PRL/2 where ND)		
1,2,3,4,6,7,8-HpCDD	2.00	-----	0.130	BJ			
Total HpCDD	5.20	-----	0.130	B			
OCDF	2.10	-----	0.170	BJ			
OCDD	16.00	-----	0.250	B			

Conc = Concentration (Totals include 2,3,7,8-substituted isomers).
EMPC = Estimated Maximum Possible Concentration
EDL = Estimated Detection Limit

ND = Not Detected
NA = Not Applicable
NC = Not Calculated

Results reported on a dry weight basis and are valid to no more than 2 significant figures.
J = Estimated value
B = Less than 10x higher than method blank level
I = Interference present
Y = Calculated using average of daily RFs

REPORT OF LABORATORY ANALYSIS

This report shall not be reproduced, except in full,
without the written consent of Pace Analytical Services, Inc.

Pace Analytical Services, Inc.
1700 Elm Street - Suite 200
Minneapolis, MN 55414

Tel: 612-607-1700
Fax: 612- 607-6444

Method 8290 Sample Analysis Results

Client - PASI Seattle

Client's Sample ID	SPL-6-3		
Lab Sample ID	255812003		
Filename	F101206B_17		
Injected By	BAL		
Total Amount Extracted	22.5 g	Matrix	Solid
% Moisture	54.1	Dilution	NA
Dry Weight Extracted	10.3 g	Collected	11/22/2010 13:40
ICAL ID	F101206	Received	11/30/2010 10:48
CCal Filename(s)	F101206B_10 & F101206B_26	Extracted	12/02/2010 17:15
Method Blank ID	BLANK-27127	Analyzed	12/07/2010 05:10

Native Isomers	Conc ng/Kg	EMPC ng/Kg	EDL ng/Kg		Internal Standards	ng's Added	Percent Recovery
2,3,7,8-TCDF	1.30	-----	0.21	B	2,3,7,8-TCDF-13C	2.00	89
Total TCDF	14.00	-----	0.21		2,3,7,8-TCDD-13C	2.00	103
					1,2,3,7,8-PeCDF-13C	2.00	75
2,3,7,8-TCDD	ND	-----	0.23		2,3,4,7,8-PeCDF-13C	2.00	76
Total TCDD	3.40	-----	0.23		1,2,3,7,8-PeCDD-13C	2.00	83
					1,2,3,4,7,8-HxCDF-13C	2.00	90
1,2,3,7,8-PeCDF	0.59	-----	0.16	J	1,2,3,6,7,8-HxCDF-13C	2.00	85
2,3,4,7,8-PeCDF	0.58	-----	0.17	J	2,3,4,6,7,8-HxCDF-13C	2.00	84
Total PeCDF	5.30	-----	0.17		1,2,3,7,8,9-HxCDF-13C	2.00	81
					1,2,3,4,7,8-HxCDD-13C	2.00	88
1,2,3,7,8-PeCDD	0.55	-----	0.25	J	1,2,3,6,7,8-HxCDD-13C	2.00	83
Total PeCDD	7.90	-----	0.25		1,2,3,4,6,7,8-HpCDF-13C	2.00	68
					1,2,3,4,7,8,9-HpCDF-13C	2.00	67
1,2,3,4,7,8-HxCDF	0.58	-----	0.15	J	1,2,3,4,6,7,8-HpCDD-13C	2.00	75
1,2,3,6,7,8-HxCDF	0.37	-----	0.15	J	OCDD-13C	4.00	63
2,3,4,6,7,8-HxCDF	0.51	-----	0.14	J			
1,2,3,7,8,9-HxCDF	0.44	-----	0.17	J	1,2,3,4-TCDD-13C	2.00	NA
Total HxCDF	3.50	-----	0.15	J	1,2,3,7,8,9-HxCDD-13C	2.00	NA
1,2,3,4,7,8-HxCDD	0.53	-----	0.20	J	2,3,7,8-TCDD-37Cl4	0.20	95
1,2,3,6,7,8-HxCDD	0.72	-----	0.26	J			
1,2,3,7,8,9-HxCDD	0.64	-----	0.20	J			
Total HxCDD	13.00	-----	0.22				
1,2,3,4,6,7,8-HpCDF	0.93	-----	0.18	J	Total 2,3,7,8-TCDD		
1,2,3,4,7,8,9-HpCDF	0.45	-----	0.32	J	Equivalence: 1.5 ng/Kg		
Total HpCDF	3.10	-----	0.25	J	(Using 2005 WHO Factors - Using PRL/2 where ND)		
1,2,3,4,6,7,8-HpCDD	6.20	-----	0.44				
Total HpCDD	13.00	-----	0.44				
OCDF	3.30	-----	0.33	J			
OCDD	61.00	-----	0.41				

Conc = Concentration (Totals include 2,3,7,8-substituted isomers).
EMPC = Estimated Maximum Possible Concentration
EDL = Estimated Detection Limit

ND = Not Detected
NA = Not Applicable
NC = Not Calculated

Results reported on a dry weight basis and are valid to no more than 2 significant figures.
J = Estimated value
B = Less than 10x higher than method blank level

REPORT OF LABORATORY ANALYSIS

This report shall not be reproduced, except in full,
without the written consent of Pace Analytical Services, Inc.

Pace Analytical Services, Inc.
1700 Elm Street - Suite 200
Minneapolis, MN 55414

Tel: 612-607-1700
Fax: 612- 607-6444

Method 8290 Sample Analysis Results

Client - PASI Seattle

Client's Sample ID	SPL-6-4		
Lab Sample ID	255812004		
Filename	F101206B_18		
Injected By	BAL		
Total Amount Extracted	19.6 g	Matrix	Solid
% Moisture	48.7	Dilution	NA
Dry Weight Extracted	10.1 g	Collected	11/22/2010 13:50
ICAL ID	F101206	Received	11/30/2010 10:48
CCal Filename(s)	F101206B_10 & F101206B_26	Extracted	12/02/2010 17:15
Method Blank ID	BLANK-27127	Analyzed	12/07/2010 05:58

Native Isomers	Conc ng/Kg	EMPC ng/Kg	EDL ng/Kg		Internal Standards	ng's Added	Percent Recovery
2,3,7,8-TCDF	6.70	-----	0.29		2,3,7,8-TCDF-13C	2.00	75
Total TCDF	110.00	-----	0.29		2,3,7,8-TCDD-13C	2.00	87
					1,2,3,7,8-PeCDF-13C	2.00	65
2,3,7,8-TCDD	1.20	-----	0.26		2,3,4,7,8-PeCDF-13C	2.00	65
Total TCDD	50.00	-----	0.26		1,2,3,7,8-PeCDD-13C	2.00	69
					1,2,3,4,7,8-HxCDF-13C	2.00	94
1,2,3,7,8-PeCDF	3.60	-----	0.29	J	1,2,3,6,7,8-HxCDF-13C	2.00	82
2,3,4,7,8-PeCDF	4.00	-----	0.19	J	2,3,4,6,7,8-HxCDF-13C	2.00	81
Total PeCDF	49.00	-----	0.24		1,2,3,7,8,9-HxCDF-13C	2.00	81
					1,2,3,4,7,8-HxCDD-13C	2.00	93
1,2,3,7,8-PeCDD	3.20	-----	0.29	J	1,2,3,6,7,8-HxCDD-13C	2.00	75
Total PeCDD	52.00	-----	0.29		1,2,3,4,6,7,8-HpCDF-13C	2.00	66
					1,2,3,4,7,8,9-HpCDF-13C	2.00	65
1,2,3,4,7,8-HxCDF	2.50	-----	0.20	J	1,2,3,4,6,7,8-HpCDD-13C	2.00	71
1,2,3,6,7,8-HxCDF	1.80	-----	0.18	J	OCDD-13C	4.00	57
2,3,4,6,7,8-HxCDF	2.20	-----	0.13	J			
1,2,3,7,8,9-HxCDF	0.66	-----	0.17	J	1,2,3,4-TCDD-13C	2.00	NA
Total HxCDF	26.00	-----	0.17		1,2,3,7,8,9-HxCDD-13C	2.00	NA
1,2,3,4,7,8-HxCDD	1.70	-----	0.30	J	2,3,7,8-TCDD-37Cl4	0.20	85
1,2,3,6,7,8-HxCDD	3.80	-----	0.25	J			
1,2,3,7,8,9-HxCDD	2.20	-----	0.23	J			
Total HxCDD	56.00	-----	0.26				
1,2,3,4,6,7,8-HpCDF	10.00	-----	0.25		Total 2,3,7,8-TCDD		
1,2,3,4,7,8,9-HpCDF	1.20	-----	0.28	J	Equivalence: 8.7 ng/Kg		
Total HpCDF	35.00	-----	0.26		(Using 2005 WHO Factors - Using PRL/2 where ND)		
1,2,3,4,6,7,8-HpCDD	47.00	-----	0.45				
Total HpCDD	92.00	-----	0.45				
OCDF	36.00	-----	0.40				
OCDD	490.00	-----	0.63				

Conc = Concentration (Totals include 2,3,7,8-substituted isomers).
EMPC = Estimated Maximum Possible Concentration
EDL = Estimated Detection Limit

ND = Not Detected
NA = Not Applicable
NC = Not Calculated

Results reported on a dry weight basis and are valid to no more than 2 significant figures.
J = Estimated value

REPORT OF LABORATORY ANALYSIS

This report shall not be reproduced, except in full,
without the written consent of Pace Analytical Services, Inc.

Pace Analytical Services, Inc.
1700 Elm Street - Suite 200
Minneapolis, MN 55414

Tel: 612-607-1700
Fax: 612- 607-6444

Method 8290 Sample Analysis Results

Client - PASI Seattle

Client's Sample ID	SPL-6-5		
Lab Sample ID	255812005		
Filename	F101206B_19		
Injected By	BAL		
Total Amount Extracted	35.3 g	Matrix	Solid
% Moisture	71.0	Dilution	NA
Dry Weight Extracted	10.2 g	Collected	11/22/2010 13:55
ICAL ID	F101206	Received	11/30/2010 10:48
CCal Filename(s)	F101206B_10 & F101206B_26	Extracted	12/02/2010 17:15
Method Blank ID	BLANK-27127	Analyzed	12/07/2010 06:46

Native Isomers	Conc ng/Kg	EMPC ng/Kg	EDL ng/Kg	Internal Standards	ng's Added	Percent Recovery
2,3,7,8-TCDF	16.0	-----	0.71	2,3,7,8-TCDF-13C	2.00	79
Total TCDF	320.0	-----	0.71	2,3,7,8-TCDD-13C	2.00	86
				1,2,3,7,8-PeCDF-13C	2.00	70
2,3,7,8-TCDD	3.9	-----	0.53	2,3,4,7,8-PeCDF-13C	2.00	69
Total TCDD	260.0	-----	0.53	1,2,3,7,8-PeCDD-13C	2.00	74
				1,2,3,4,7,8-HxCDF-13C	2.00	100
1,2,3,7,8-PeCDF	12.0	-----	0.70	1,2,3,6,7,8-HxCDF-13C	2.00	79
2,3,4,7,8-PeCDF	23.0	-----	0.81	2,3,4,6,7,8-HxCDF-13C	2.00	77
Total PeCDF	250.0	-----	0.76	1,2,3,7,8,9-HxCDF-13C	2.00	76
				1,2,3,4,7,8-HxCDD-13C	2.00	107
1,2,3,7,8-PeCDD	14.0	-----	0.79	1,2,3,6,7,8-HxCDD-13C	2.00	79
Total PeCDD	290.0	-----	0.79	1,2,3,4,6,7,8-HpCDF-13C	2.00	65
				1,2,3,4,7,8,9-HpCDF-13C	2.00	64
1,2,3,4,7,8-HxCDF	23.0	-----	0.56	1,2,3,4,6,7,8-HpCDD-13C	2.00	77
1,2,3,6,7,8-HxCDF	15.0	-----	0.42	OCDD-13C	4.00	67
2,3,4,6,7,8-HxCDF	19.0	-----	0.62			
1,2,3,7,8,9-HxCDF	7.3	-----	0.90	1,2,3,4-TCDD-13C	2.00	NA
Total HxCDF	220.0	-----	0.62	1,2,3,7,8,9-HxCDD-13C	2.00	NA
1,2,3,4,7,8-HxCDD	11.0	-----	0.95	2,3,7,8-TCDD-37Cl4	0.20	85
1,2,3,6,7,8-HxCDD	27.0	-----	0.70			
1,2,3,7,8,9-HxCDD	13.0	-----	0.49			
Total HxCDD	380.0	-----	0.72			
1,2,3,4,6,7,8-HpCDF	150.0	-----	0.57	Total 2,3,7,8-TCDD		
1,2,3,4,7,8,9-HpCDF	16.0	-----	0.80	Equivalence: 47 ng/Kg		
Total HpCDF	210.0	-----	0.69	(Using 2005 WHO Factors - Using PRL/2 where ND)		
1,2,3,4,6,7,8-HpCDD	460.0	-----	1.60			
Total HpCDD	870.0	-----	1.60			
OCDF	610.0	-----	1.00			
OCDD	5400.0	-----	1.10			

Conc = Concentration (Totals include 2,3,7,8-substituted isomers).
EMPC = Estimated Maximum Possible Concentration
EDL = Estimated Detection Limit

ND = Not Detected
NA = Not Applicable
NC = Not Calculated

Results reported on a dry weight basis and are valid to no more than 2 significant figures.

REPORT OF LABORATORY ANALYSIS

This report shall not be reproduced, except in full,
without the written consent of Pace Analytical Services, Inc.

Pace Analytical Services, Inc.
1700 Elm Street - Suite 200
Minneapolis, MN 55414

Tel: 612-607-1700
Fax: 612- 607-6444

Method 8290 Sample Analysis Results

Client - PASI Seattle

Client's Sample ID	SPL-9-1		
Lab Sample ID	255812006		
Filename	F101207A_05		
Injected By	SMT		
Total Amount Extracted	10.8 g	Matrix	Solid
% Moisture	6.8	Dilution	NA
Dry Weight Extracted	10.1 g	Collected	11/22/2010 13:00
ICAL ID	F101206	Received	11/30/2010 10:48
CCal Filename(s)	F101206B_26 & F101207A_16	Extracted	12/02/2010 14:00
Method Blank ID	BLANK-27124	Analyzed	12/07/2010 16:47

Native Isomers	Conc ng/Kg	EMPC ng/Kg	EDL ng/Kg		Internal Standards	ng's Added	Percent Recovery
2,3,7,8-TCDF	ND	-----	0.220		2,3,7,8-TCDF-13C	2.00	67
Total TCDF	1.10	-----	0.220		2,3,7,8-TCDD-13C	2.00	81
					1,2,3,7,8-PeCDF-13C	2.00	61
2,3,7,8-TCDD	ND	-----	0.150		2,3,4,7,8-PeCDF-13C	2.00	83 Y
Total TCDD	0.76	-----	0.150	J	1,2,3,7,8-PeCDD-13C	2.00	74
					1,2,3,4,7,8-HxCDF-13C	2.00	78
1,2,3,7,8-PeCDF	0.20	-----	0.110	BJ	1,2,3,6,7,8-HxCDF-13C	2.00	77
2,3,4,7,8-PeCDF	0.39	-----	0.072	J	2,3,4,6,7,8-HxCDF-13C	2.00	59
Total PeCDF	4.20	-----	0.090	J	1,2,3,7,8,9-HxCDF-13C	2.00	67
					1,2,3,4,7,8-HxCDD-13C	2.00	79
1,2,3,7,8-PeCDD	0.18	-----	0.160	BJ	1,2,3,6,7,8-HxCDD-13C	2.00	76
Total PeCDD	1.30	-----	0.160	BJ	1,2,3,4,6,7,8-HpCDF-13C	2.00	62
					1,2,3,4,7,8,9-HpCDF-13C	2.00	65
1,2,3,4,7,8-HxCDF	-----	0.39	0.110	I	1,2,3,4,6,7,8-HpCDD-13C	2.00	73
1,2,3,6,7,8-HxCDF	-----	0.38	0.110	I	OCDD-13C	4.00	60
2,3,4,6,7,8-HxCDF	0.33	-----	0.110	BJ			
1,2,3,7,8,9-HxCDF	0.22	-----	0.097	BJ	1,2,3,4-TCDD-13C	2.00	NA
Total HxCDF	6.20	-----	0.110	B	1,2,3,7,8,9-HxCDD-13C	2.00	NA
1,2,3,4,7,8-HxCDD	0.17	-----	0.130	BJ	2,3,7,8-TCDD-37Cl4	0.20	84
1,2,3,6,7,8-HxCDD	0.51	-----	0.130	BJ			
1,2,3,7,8,9-HxCDD	-----	0.23	0.120	I			
Total HxCDD	2.50	-----	0.130	BJ			
1,2,3,4,6,7,8-HpCDF	3.00	-----	0.130	BJ	Total 2,3,7,8-TCDD		
1,2,3,4,7,8,9-HpCDF	ND	-----	0.230		Equivalence: 0.79 ng/Kg		
Total HpCDF	11.00	-----	0.180		(Using 2005 WHO Factors - Using PRL/2 where ND)		
1,2,3,4,6,7,8-HpCDD	17.00	-----	0.270				
Total HpCDD	36.00	-----	0.270				
OCDF	9.60	-----	0.310	BJ			
OCDD	170.00	-----	0.380				

Conc = Concentration (Totals include 2,3,7,8-substituted isomers).
EMPC = Estimated Maximum Possible Concentration
EDL = Estimated Detection Limit

ND = Not Detected
NA = Not Applicable
NC = Not Calculated

Results reported on a dry weight basis and are valid to no more than 2 significant figures.
J = Estimated value
B = Less than 10x higher than method blank level
I = Interference present
Y = Calculated using average of daily RFs

REPORT OF LABORATORY ANALYSIS

This report shall not be reproduced, except in full,
without the written consent of Pace Analytical Services, Inc.

Pace Analytical Services, Inc.
1700 Elm Street - Suite 200
Minneapolis, MN 55414

Tel: 612-607-1700
Fax: 612- 607-6444

Method 8290 Sample Analysis Results

Client - PASI Seattle

Client's Sample ID	SPL-9-2		
Lab Sample ID	255812007		
Filename	F101207A_06		
Injected By	SMT		
Total Amount Extracted	10.9 g	Matrix	Solid
% Moisture	7.4	Dilution	NA
Dry Weight Extracted	10.1 g	Collected	11/22/2010 13:10
ICAL ID	F101206	Received	11/30/2010 10:48
CCal Filename(s)	F101206B_26 & F101207A_16	Extracted	12/02/2010 14:00
Method Blank ID	BLANK-27124	Analyzed	12/07/2010 17:35

Native Isomers	Conc ng/Kg	EMPC ng/Kg	EDL ng/Kg		Internal Standards	ng's Added	Percent Recovery	
2,3,7,8-TCDF	ND	-----	0.190		2,3,7,8-TCDF-13C	2.00	72	
Total TCDF	0.25	-----	0.190	J	2,3,7,8-TCDD-13C	2.00	85	
					1,2,3,7,8-PeCDF-13C	2.00	58	
2,3,7,8-TCDD	ND	-----	0.150		2,3,4,7,8-PeCDF-13C	2.00	81	Y
Total TCDD	0.65	-----	0.150	J	1,2,3,7,8-PeCDD-13C	2.00	72	
					1,2,3,4,7,8-HxCDF-13C	2.00	81	
1,2,3,7,8-PeCDF	ND	-----	0.140		1,2,3,6,7,8-HxCDF-13C	2.00	81	
2,3,4,7,8-PeCDF	0.36	-----	0.100	J	2,3,4,6,7,8-HxCDF-13C	2.00	55	
Total PeCDF	3.40	-----	0.120	J	1,2,3,7,8,9-HxCDF-13C	2.00	63	
					1,2,3,4,7,8-HxCDD-13C	2.00	90	
1,2,3,7,8-PeCDD	ND	-----	0.130		1,2,3,6,7,8-HxCDD-13C	2.00	72	
Total PeCDD	0.16	-----	0.130	BJ	1,2,3,4,6,7,8-HpCDF-13C	2.00	60	
					1,2,3,4,7,8,9-HpCDF-13C	2.00	60	
1,2,3,4,7,8-HxCDF	0.37	-----	0.150	BJ	1,2,3,4,6,7,8-HpCDD-13C	2.00	69	
1,2,3,6,7,8-HxCDF	ND	-----	0.130		OCDD-13C	4.00	58	
2,3,4,6,7,8-HxCDF	-----	0.26	0.170	I				
1,2,3,7,8,9-HxCDF	0.20	-----	0.096	BJ	1,2,3,4-TCDD-13C	2.00	NA	
Total HxCDF	5.80	-----	0.140	B	1,2,3,7,8,9-HxCDD-13C	2.00	NA	
1,2,3,4,7,8-HxCDD	ND	-----	0.280		2,3,7,8-TCDD-37Cl4	0.20	92	
1,2,3,6,7,8-HxCDD	0.63	-----	0.230	BJ				
1,2,3,7,8,9-HxCDD	ND	-----	0.190					
Total HxCDD	5.20	-----	0.240	B				
1,2,3,4,6,7,8-HpCDF	2.70	-----	0.200	BJ	Total 2,3,7,8-TCDD			
1,2,3,4,7,8,9-HpCDF	ND	-----	0.220		Equivalence: 0.70 ng/Kg			
Total HpCDF	9.70	-----	0.210		(Using 2005 WHO Factors - Using PRL/2 where ND)			
1,2,3,4,6,7,8-HpCDD	19.00	-----	0.330					
Total HpCDD	41.00	-----	0.330					
OCDF	7.90	-----	0.400	BJ				
OCDD	190.00	-----	0.860					

Conc = Concentration (Totals include 2,3,7,8-substituted isomers).
EMPC = Estimated Maximum Possible Concentration
EDL = Estimated Detection Limit

ND = Not Detected
NA = Not Applicable
NC = Not Calculated

Results reported on a dry weight basis and are valid to no more than 2 significant figures.
J = Estimated value
B = Less than 10x higher than method blank level
I = Interference present
Y = Calculated using average of daily RFs

REPORT OF LABORATORY ANALYSIS

This report shall not be reproduced, except in full,
without the written consent of Pace Analytical Services, Inc.

Pace Analytical Services, Inc.
1700 Elm Street - Suite 200
Minneapolis, MN 55414

Tel: 612-607-1700
Fax: 612- 607-6444

Method 8290 Sample Analysis Results

Client - PASI Seattle

Client's Sample ID	SPL-9-3		
Lab Sample ID	255812008		
Filename	F101207A_07		
Injected By	SMT		
Total Amount Extracted	10.8 g	Matrix	Solid
% Moisture	6.6	Dilution	NA
Dry Weight Extracted	10.1 g	Collected	11/22/2010 13:00
ICAL ID	F101206	Received	11/30/2010 10:48
CCal Filename(s)	F101206B_26 & F101207A_16	Extracted	12/02/2010 14:00
Method Blank ID	BLANK-27124	Analyzed	12/07/2010 18:23

Native Isomers	Conc ng/Kg	EMPC ng/Kg	EDL ng/Kg		Internal Standards	ng's Added	Percent Recovery
2,3,7,8-TCDF	ND	-----	0.24		2,3,7,8-TCDF-13C	2.00	76
Total TCDF	0.96	-----	0.24	J	2,3,7,8-TCDD-13C	2.00	88
					1,2,3,7,8-PeCDF-13C	2.00	54
2,3,7,8-TCDD	ND	-----	0.26		2,3,4,7,8-PeCDF-13C	2.00	83 Y
Total TCDD	0.44	-----	0.26	J	1,2,3,7,8-PeCDD-13C	2.00	76
					1,2,3,4,7,8-HxCDF-13C	2.00	83
1,2,3,7,8-PeCDF	ND	-----	0.24		1,2,3,6,7,8-HxCDF-13C	2.00	79
2,3,4,7,8-PeCDF	0.40	-----	0.16	J	2,3,4,6,7,8-HxCDF-13C	2.00	59
Total PeCDF	5.00	-----	0.20		1,2,3,7,8,9-HxCDF-13C	2.00	64
					1,2,3,4,7,8-HxCDD-13C	2.00	84
1,2,3,7,8-PeCDD	ND	-----	0.16		1,2,3,6,7,8-HxCDD-13C	2.00	77
Total PeCDD	0.93	-----	0.16	BJ	1,2,3,4,6,7,8-HpCDF-13C	2.00	57
					1,2,3,4,7,8,9-HpCDF-13C	2.00	65
1,2,3,4,7,8-HxCDF	0.51	-----	0.16	BJ	1,2,3,4,6,7,8-HpCDD-13C	2.00	74
1,2,3,6,7,8-HxCDF	-----	0.25	0.16	I	OCDD-13C	4.00	62
2,3,4,6,7,8-HxCDF	ND	-----	0.25				
1,2,3,7,8,9-HxCDF	ND	-----	0.15		1,2,3,4-TCDD-13C	2.00	NA
Total HxCDF	7.30	-----	0.18	B	1,2,3,7,8,9-HxCDD-13C	2.00	NA
1,2,3,4,7,8-HxCDD	ND	-----	0.22		2,3,7,8-TCDD-37Cl4	0.20	95
1,2,3,6,7,8-HxCDD	0.78	-----	0.25	BJ			
1,2,3,7,8,9-HxCDD	0.36	-----	0.20	BJ			
Total HxCDD	6.20	-----	0.22	B			
1,2,3,4,6,7,8-HpCDF	3.70	-----	0.23	J	Total 2,3,7,8-TCDD		
1,2,3,4,7,8,9-HpCDF	0.34	-----	0.28	BJ	Equivalence: 0.95 ng/Kg		
Total HpCDF	14.00	-----	0.26		(Using 2005 WHO Factors - Using PRL/2 where ND)		
1,2,3,4,6,7,8-HpCDD	28.00	-----	0.36				
Total HpCDD	56.00	-----	0.36				
OCDF	11.00	-----	0.33	B			
OCDD	290.00	-----	0.47				

Conc = Concentration (Totals include 2,3,7,8-substituted isomers).
EMPC = Estimated Maximum Possible Concentration
EDL = Estimated Detection Limit

ND = Not Detected
NA = Not Applicable
NC = Not Calculated

Results reported on a dry weight basis and are valid to no more than 2 significant figures.
J = Estimated value
B = Less than 10x higher than method blank level
I = Interference present
Y = Calculated using average of daily RFs

REPORT OF LABORATORY ANALYSIS

This report shall not be reproduced, except in full,
without the written consent of Pace Analytical Services, Inc.

Pace Analytical Services, Inc.
1700 Elm Street - Suite 200
Minneapolis, MN 55414

Tel: 612-607-1700
Fax: 612- 607-6444

Method 8290 Sample Analysis Results

Client - PASI Seattle

Client's Sample ID	SPL-8-3		
Lab Sample ID	255812009		
Filename	F101207A_08		
Injected By	SMT		
Total Amount Extracted	11.9 g	Matrix	Solid
% Moisture	15.9	Dilution	NA
Dry Weight Extracted	10.0 g	Collected	11/22/2010 14:30
ICAL ID	F101206	Received	11/30/2010 10:48
CCal Filename(s)	F101206B_26 & F101207A_16	Extracted	12/02/2010 14:00
Method Blank ID	BLANK-27124	Analyzed	12/07/2010 19:12

Native Isomers	Conc ng/Kg	EMPC ng/Kg	EDL ng/Kg		Internal Standards	ng's Added	Percent Recovery
2,3,7,8-TCDF	0.80	-----	0.26	J	2,3,7,8-TCDF-13C	2.00	68
Total TCDF	13.00	-----	0.26		2,3,7,8-TCDD-13C	2.00	84
					1,2,3,7,8-PeCDF-13C	2.00	66
2,3,7,8-TCDD	ND	-----	0.22		2,3,4,7,8-PeCDF-13C	2.00	83 Y
Total TCDD	10.00	-----	0.22		1,2,3,7,8-PeCDD-13C	2.00	74
					1,2,3,4,7,8-HxCDF-13C	2.00	79
1,2,3,7,8-PeCDF	1.10	-----	0.22	BJ	1,2,3,6,7,8-HxCDF-13C	2.00	73
2,3,4,7,8-PeCDF	4.20	-----	0.21	J	2,3,4,6,7,8-HxCDF-13C	2.00	58
Total PeCDF	30.00	-----	0.22		1,2,3,7,8,9-HxCDF-13C	2.00	68
					1,2,3,4,7,8-HxCDD-13C	2.00	82
1,2,3,7,8-PeCDD	0.67	-----	0.27	BJ	1,2,3,6,7,8-HxCDD-13C	2.00	76
Total PeCDD	16.00	-----	0.27		1,2,3,4,6,7,8-HpCDF-13C	2.00	65
					1,2,3,4,7,8,9-HpCDF-13C	2.00	67
1,2,3,4,7,8-HxCDF	6.60	-----	0.22		1,2,3,4,6,7,8-HpCDD-13C	2.00	74
1,2,3,6,7,8-HxCDF	1.90	-----	0.21	BJ	OCDD-13C	4.00	67
2,3,4,6,7,8-HxCDF	2.60	-----	0.18	BJ			
1,2,3,7,8,9-HxCDF	1.80	-----	0.30	BJ	1,2,3,4-TCDD-13C	2.00	NA
Total HxCDF	79.00	-----	0.23		1,2,3,7,8,9-HxCDD-13C	2.00	NA
1,2,3,4,7,8-HxCDD	0.85	-----	0.29	BJ	2,3,7,8-TCDD-37Cl4	0.20	86
1,2,3,6,7,8-HxCDD	3.50	-----	0.28	J			
1,2,3,7,8,9-HxCDD	1.00	-----	0.22	BJ			
Total HxCDD	31.00	-----	0.27				
1,2,3,4,6,7,8-HpCDF	28.00	-----	0.11		Total 2,3,7,8-TCDD		
1,2,3,4,7,8,9-HpCDF	-----	2.0	0.31	I	Equivalence: 5.3 ng/Kg		
Total HpCDF	120.00	-----	0.21		(Using 2005 WHO Factors - Using PRL/2 where ND)		
1,2,3,4,6,7,8-HpCDD	73.00	-----	0.40				
Total HpCDD	140.00	-----	0.40				
OCDF	100.00	-----	0.30				
OCDD	880.00	-----	0.46				

Conc = Concentration (Totals include 2,3,7,8-substituted isomers).
EMPC = Estimated Maximum Possible Concentration
EDL = Estimated Detection Limit

ND = Not Detected
NA = Not Applicable
NC = Not Calculated

Results reported on a dry weight basis and are valid to no more than 2 significant figures.
J = Estimated value
B = Less than 10x higher than method blank level
I = Interference present
Y = Calculated using average of daily RFs

REPORT OF LABORATORY ANALYSIS

This report shall not be reproduced, except in full,
without the written consent of Pace Analytical Services, Inc.

Pace Analytical Services, Inc.
1700 Elm Street - Suite 200
Minneapolis, MN 55414

Tel: 612-607-1700
Fax: 612- 607-6444

Method 8290 Sample Analysis Results

Client - PASI Seattle

Client's Sample ID	SPL-7-5		
Lab Sample ID	255812010		
Filename	F101206B_20		
Injected By	BAL		
Total Amount Extracted	32.2 g	Matrix	Solid
% Moisture	68.2	Dilution	NA
Dry Weight Extracted	10.2 g	Collected	11/22/2010 15:10
ICAL ID	F101206	Received	11/30/2010 10:48
CCal Filename(s)	F101206B_10 & F101206B_26	Extracted	12/02/2010 17:15
Method Blank ID	BLANK-27127	Analyzed	12/07/2010 07:34

Native Isomers	Conc ng/Kg	EMPC ng/Kg	EDL ng/Kg		Internal Standards	ng's Added	Percent Recovery
2,3,7,8-TCDF	2.50	-----	0.35		2,3,7,8-TCDF-13C	2.00	86
Total TCDF	30.00	-----	0.35		2,3,7,8-TCDD-13C	2.00	99
					1,2,3,7,8-PeCDF-13C	2.00	65
2,3,7,8-TCDD	0.58	-----	0.41	J	2,3,4,7,8-PeCDF-13C	2.00	66
Total TCDD	17.00	-----	0.41		1,2,3,7,8-PeCDD-13C	2.00	67
					1,2,3,4,7,8-HxCDF-13C	2.00	91
1,2,3,7,8-PeCDF	1.20	-----	0.32	J	1,2,3,6,7,8-HxCDF-13C	2.00	84
2,3,4,7,8-PeCDF	1.30	-----	0.43	J	2,3,4,6,7,8-HxCDF-13C	2.00	84
Total PeCDF	12.00	-----	0.38		1,2,3,7,8,9-HxCDF-13C	2.00	81
					1,2,3,4,7,8-HxCDD-13C	2.00	93
1,2,3,7,8-PeCDD	1.40	-----	0.70	J	1,2,3,6,7,8-HxCDD-13C	2.00	79
Total PeCDD	16.00	-----	0.70		1,2,3,4,6,7,8-HpCDF-13C	2.00	68
					1,2,3,4,7,8,9-HpCDF-13C	2.00	66
1,2,3,4,7,8-HxCDF	0.92	-----	0.37	J	1,2,3,4,6,7,8-HpCDD-13C	2.00	73
1,2,3,6,7,8-HxCDF	0.74	-----	0.29	J	OCDD-13C	4.00	57
2,3,4,6,7,8-HxCDF	0.82	-----	0.32	J			
1,2,3,7,8,9-HxCDF	0.50	-----	0.34	J	1,2,3,4-TCDD-13C	2.00	NA
Total HxCDF	9.30	-----	0.33		1,2,3,7,8,9-HxCDD-13C	2.00	NA
1,2,3,4,7,8-HxCDD	0.93	-----	0.36	J	2,3,7,8-TCDD-37Cl4	0.20	93
1,2,3,6,7,8-HxCDD	1.30	-----	0.39	J			
1,2,3,7,8,9-HxCDD	0.82	-----	0.34	J			
Total HxCDD	17.00	-----	0.36				
1,2,3,4,6,7,8-HpCDF	3.90	-----	0.42	J	Total 2,3,7,8-TCDD		
1,2,3,4,7,8,9-HpCDF	0.83	-----	0.48	J	Equivalence: 3.5 ng/Kg		
Total HpCDF	14.00	-----	0.45		(Using 2005 WHO Factors - Using PRL/2 where ND)		
1,2,3,4,6,7,8-HpCDD	11.00	-----	0.40				
Total HpCDD	23.00	-----	0.40				
OCDF	15.00	-----	0.66				
OCDD	130.00	-----	1.10				

Conc = Concentration (Totals include 2,3,7,8-substituted isomers).
EMPC = Estimated Maximum Possible Concentration
EDL = Estimated Detection Limit

ND = Not Detected
NA = Not Applicable
NC = Not Calculated

Results reported on a dry weight basis and are valid to no more than 2 significant figures.
J = Estimated value

REPORT OF LABORATORY ANALYSIS

This report shall not be reproduced, except in full,
without the written consent of Pace Analytical Services, Inc.

Pace Analytical Services, Inc.
1700 Elm Street - Suite 200
Minneapolis, MN 55414

Tel: 612-607-1700
Fax: 612- 607-6444

Method 8290 Sample Analysis Results

Client - PASI Seattle

Client's Sample ID	SPL-8-1		
Lab Sample ID	255812011		
Filename	F101207A_09		
Injected By	SMT		
Total Amount Extracted	13.5 g	Matrix	Solid
% Moisture	25.7	Dilution	NA
Dry Weight Extracted	10.0 g	Collected	11/22/2010 14:00
ICAL ID	F101206	Received	11/30/2010 10:48
CCal Filename(s)	F101206B_26 & F101207A_16	Extracted	12/02/2010 14:00
Method Blank ID	BLANK-27124	Analyzed	12/07/2010 20:00

Native Isomers	Conc ng/Kg	EMPC ng/Kg	EDL ng/Kg		Internal Standards	ng's Added	Percent Recovery
2,3,7,8-TCDF	0.49	-----	0.40	J	2,3,7,8-TCDF-13C	2.00	64
Total TCDF	11.00	-----	0.40		2,3,7,8-TCDD-13C	2.00	78
					1,2,3,7,8-PeCDF-13C	2.00	63
2,3,7,8-TCDD	ND	-----	0.25		2,3,4,7,8-PeCDF-13C	2.00	79 Y
Total TCDD	5.20	-----	0.25		1,2,3,7,8-PeCDD-13C	2.00	70
					1,2,3,4,7,8-HxCDF-13C	2.00	70
1,2,3,7,8-PeCDF	0.71	-----	0.29	BJ	1,2,3,6,7,8-HxCDF-13C	2.00	65
2,3,4,7,8-PeCDF	2.70	-----	0.22	J	2,3,4,6,7,8-HxCDF-13C	2.00	53
Total PeCDF	26.00	-----	0.26		1,2,3,7,8,9-HxCDF-13C	2.00	61
					1,2,3,4,7,8-HxCDD-13C	2.00	74
1,2,3,7,8-PeCDD	0.55	-----	0.29	BJ	1,2,3,6,7,8-HxCDD-13C	2.00	65
Total PeCDD	7.80	-----	0.29		1,2,3,4,6,7,8-HpCDF-13C	2.00	59
					1,2,3,4,7,8,9-HpCDF-13C	2.00	58
1,2,3,4,7,8-HxCDF	3.30	-----	0.32	J	1,2,3,4,6,7,8-HpCDD-13C	2.00	66
1,2,3,6,7,8-HxCDF	0.90	-----	0.29	BJ	OCDD-13C	4.00	54
2,3,4,6,7,8-HxCDF	1.60	-----	0.37	BJ			
1,2,3,7,8,9-HxCDF	-----	0.87	0.21	I	1,2,3,4-TCDD-13C	2.00	NA
Total HxCDF	40.00	-----	0.30		1,2,3,7,8,9-HxCDD-13C	2.00	NA
1,2,3,4,7,8-HxCDD	0.57	-----	0.34	BJ	2,3,7,8-TCDD-37Cl4	0.20	93
1,2,3,6,7,8-HxCDD	1.80	-----	0.24	J			
1,2,3,7,8,9-HxCDD	-----	0.70	0.23	I			
Total HxCDD	18.00	-----	0.27				
1,2,3,4,6,7,8-HpCDF	13.00	-----	0.17		Total 2,3,7,8-TCDD		
1,2,3,4,7,8,9-HpCDF	1.50	-----	0.30	BJ	Equivalence: 3.0 ng/Kg		
Total HpCDF	58.00	-----	0.23		(Using 2005 WHO Factors - Using PRL/2 where ND)		
1,2,3,4,6,7,8-HpCDD	33.00	-----	0.40				
Total HpCDD	67.00	-----	0.40				
OCDF	45.00	-----	0.47				
OCDD	390.00	-----	1.30				

Conc = Concentration (Totals include 2,3,7,8-substituted isomers).
EMPC = Estimated Maximum Possible Concentration
EDL = Estimated Detection Limit

ND = Not Detected
NA = Not Applicable
NC = Not Calculated

Results reported on a dry weight basis and are valid to no more than 2 significant figures.
J = Estimated value
B = Less than 10x higher than method blank level
I = Interference present
Y = Calculated using average of daily RFs

REPORT OF LABORATORY ANALYSIS

This report shall not be reproduced, except in full,
without the written consent of Pace Analytical Services, Inc.

Pace Analytical Services, Inc.
1700 Elm Street - Suite 200
Minneapolis, MN 55414

Tel: 612-607-1700
Fax: 612- 607-6444

Method 8290 Sample Analysis Results

Client - PASI Seattle

Client's Sample ID	SPL-8-2		
Lab Sample ID	255812012		
Filename	F101207A_10		
Injected By	SMT		
Total Amount Extracted	12.2 g	Matrix	Solid
% Moisture	12.0	Dilution	NA
Dry Weight Extracted	10.7 g	Collected	11/22/2010 14:15
ICAL ID	F101206	Received	11/30/2010 10:48
CCal Filename(s)	F101206B_26 & F101207A_16	Extracted	12/02/2010 14:00
Method Blank ID	BLANK-27124	Analyzed	12/07/2010 20:48

Native Isomers	Conc ng/Kg	EMPC ng/Kg	EDL ng/Kg		Internal Standards	ng's Added	Percent Recovery	
2,3,7,8-TCDF	0.98	-----	0.28		2,3,7,8-TCDF-13C	2.00	69	
Total TCDF	24.00	-----	0.28		2,3,7,8-TCDD-13C	2.00	82	
					1,2,3,7,8-PeCDF-13C	2.00	66	
2,3,7,8-TCDD	-----	0.18	0.15	I	2,3,4,7,8-PeCDF-13C	2.00	82	Y
Total TCDD	10.00	-----	0.15		1,2,3,7,8-PeCDD-13C	2.00	73	
					1,2,3,4,7,8-HxCDF-13C	2.00	79	
1,2,3,7,8-PeCDF	2.50	-----	0.25	J	1,2,3,6,7,8-HxCDF-13C	2.00	76	
2,3,4,7,8-PeCDF	12.00	-----	0.24		2,3,4,6,7,8-HxCDF-13C	2.00	59	
Total PeCDF	130.00	-----	0.25		1,2,3,7,8,9-HxCDF-13C	2.00	66	
					1,2,3,4,7,8-HxCDD-13C	2.00	83	
1,2,3,7,8-PeCDD	0.81	-----	0.23	BJ	1,2,3,6,7,8-HxCDD-13C	2.00	74	
Total PeCDD	26.00	-----	0.23		1,2,3,4,6,7,8-HpCDF-13C	2.00	62	
					1,2,3,4,7,8,9-HpCDF-13C	2.00	61	
1,2,3,4,7,8-HxCDF	23.00	-----	0.40		1,2,3,4,6,7,8-HpCDD-13C	2.00	70	
1,2,3,6,7,8-HxCDF	5.60	-----	0.20		OCDD-13C	4.00	60	
2,3,4,6,7,8-HxCDF	11.00	-----	0.35					
1,2,3,7,8,9-HxCDF	5.20	-----	0.26		1,2,3,4-TCDD-13C	2.00	NA	
Total HxCDF	280.00	-----	0.30		1,2,3,7,8,9-HxCDD-13C	2.00	NA	
1,2,3,4,7,8-HxCDD	1.50	-----	0.32	BJ	2,3,7,8-TCDD-37Cl4	0.20	86	
1,2,3,6,7,8-HxCDD	8.90	-----	0.32					
1,2,3,7,8,9-HxCDD	2.30	-----	0.22	BJ				
Total HxCDD	140.00	-----	0.29					
1,2,3,4,6,7,8-HpCDF	82.00	-----	0.47		Total 2,3,7,8-TCDD			
1,2,3,4,7,8,9-HpCDF	8.20	-----	0.66		Equivalence: 14 ng/Kg			
Total HpCDF	350.00	-----	0.56		(Using 2005 WHO Factors - Using PRL/2 where ND)			
1,2,3,4,6,7,8-HpCDD	200.00	-----	0.59					
Total HpCDD	420.00	-----	0.59					
OCDF	250.00	-----	0.86					
OCDD	2500.00	-----	0.36					

Conc = Concentration (Totals include 2,3,7,8-substituted isomers).
EMPC = Estimated Maximum Possible Concentration
EDL = Estimated Detection Limit

ND = Not Detected
NA = Not Applicable
NC = Not Calculated

Results reported on a dry weight basis and are valid to no more than 2 significant figures.
J = Estimated value
B = Less than 10x higher than method blank level
I = Interference present
Y = Calculated using average of daily RFs

REPORT OF LABORATORY ANALYSIS

This report shall not be reproduced, except in full,
without the written consent of Pace Analytical Services, Inc.

Pace Analytical Services, Inc.
1700 Elm Street - Suite 200
Minneapolis, MN 55414

Tel: 612-607-1700
Fax: 612- 607-6444

Method 8290 Blank Analysis Results

Lab Sample ID	BLANK-27127	Matrix	Solid
Filename	U101206A_06	Dilution	NA
Total Amount Extracted	20.2 g	Extracted	12/02/2010 17:15
ICAL ID	U101204A	Analyzed	12/06/2010 17:29
CCal Filename(s)	U101206A_02 & U101206A_17	Injected By	BAL

Native Isomers	Conc ng/Kg	EMPC ng/Kg	EDL ng/Kg		Internal Standards	ng's Added	Percent Recovery
2,3,7,8-TCDF	0.200	-----	0.047	J	2,3,7,8-TCDF-13C	2.00	51
Total TCDF	0.320	-----	0.047	J	2,3,7,8-TCDD-13C	2.00	61
					1,2,3,7,8-PeCDF-13C	2.00	39 R
2,3,7,8-TCDD	0.039	-----	0.026	J	2,3,4,7,8-PeCDF-13C	2.00	40
Total TCDD	0.039	-----	0.026	J	1,2,3,7,8-PeCDD-13C	2.00	48
					1,2,3,4,7,8-HxCDF-13C	2.00	80
1,2,3,7,8-PeCDF	ND	-----	0.044		1,2,3,6,7,8-HxCDF-13C	2.00	70
2,3,4,7,8-PeCDF	0.050	-----	0.036	J	2,3,4,6,7,8-HxCDF-13C	2.00	73
Total PeCDF	0.050	-----	0.040	J	1,2,3,7,8,9-HxCDF-13C	2.00	70
					1,2,3,4,7,8-HxCDD-13C	2.00	86
1,2,3,7,8-PeCDD	ND	-----	0.041		1,2,3,6,7,8-HxCDD-13C	2.00	77
Total PeCDD	ND	-----	0.041		1,2,3,4,6,7,8-HpCDF-13C	2.00	68
					1,2,3,4,7,8,9-HpCDF-13C	2.00	66
1,2,3,4,7,8-HxCDF	ND	-----	0.068		1,2,3,4,6,7,8-HpCDD-13C	2.00	77
1,2,3,6,7,8-HxCDF	ND	-----	0.081		OCDD-13C	4.00	72
2,3,4,6,7,8-HxCDF	ND	-----	0.063				
1,2,3,7,8,9-HxCDF	ND	-----	0.087		1,2,3,4-TCDD-13C	2.00	NA
Total HxCDF	ND	-----	0.075		1,2,3,7,8,9-HxCDD-13C	2.00	NA
1,2,3,4,7,8-HxCDD	ND	-----	0.094		2,3,7,8-TCDD-37Cl4	0.20	56
1,2,3,6,7,8-HxCDD	ND	-----	0.100				
1,2,3,7,8,9-HxCDD	ND	-----	0.097				
Total HxCDD	ND	-----	0.098				
1,2,3,4,6,7,8-HpCDF	ND	-----	0.071		Total 2,3,7,8-TCDD		
1,2,3,4,7,8,9-HpCDF	ND	-----	0.086		Equivalence: 0.13 ng/Kg		
Total HpCDF	ND	-----	0.078		(Using 2005 WHO Factors - Using PRL/2 where ND)		
1,2,3,4,6,7,8-HpCDD	ND	-----	0.100				
Total HpCDD	0.130	-----	0.100	J			
OCDF	ND	-----	0.140				
OCDD	0.550	-----	0.210	J			

Conc = Concentration (Totals include 2,3,7,8-substituted isomers).
EMPC = Estimated Maximum Possible Concentration
EDL = Estimated Detection Limit

Results reported on a dry weight basis and are valid to no more than 2 significant figures.
J = Estimated value
R = Recovery outside target range

REPORT OF LABORATORY ANALYSIS

This report shall not be reproduced, except in full,
without the written consent of Pace Analytical Services, Inc.

Pace Analytical Services, Inc.
1700 Elm Street - Suite 200
Minneapolis, MN 55414

Tel: 612-607-1700
Fax: 612- 607-6444

Method 8290 Blank Analysis Results

Lab Sample ID	BLANK-27124	Matrix	Solid
Filename	F101207A_03	Dilution	NA
Total Amount Extracted	10.4 g	Extracted	12/02/2010 14:00
ICAL ID	F101206	Analyzed	12/07/2010 15:10
CCal Filename(s)	F101206B_26 & F101207A_16	Injected By	SMT

Native Isomers	Conc ng/Kg	EMPC ng/Kg	EDL ng/Kg		Internal Standards	ng's Added	Percent Recovery	
2,3,7,8-TCDF	ND	-----	0.150		2,3,7,8-TCDF-13C	2.00	54	
Total TCDF	ND	-----	0.150		2,3,7,8-TCDD-13C	2.00	66	
					1,2,3,7,8-PeCDF-13C	2.00	64	
2,3,7,8-TCDD	ND	-----	0.130		2,3,4,7,8-PeCDF-13C	2.00	83	Y
Total TCDD	ND	-----	0.130		1,2,3,7,8-PeCDD-13C	2.00	75	
					1,2,3,4,7,8-HxCDF-13C	2.00	78	
1,2,3,7,8-PeCDF	0.24	-----	0.100	J	1,2,3,6,7,8-HxCDF-13C	2.00	72	
2,3,4,7,8-PeCDF	-----	0.19	0.071	I	2,3,4,6,7,8-HxCDF-13C	2.00	61	
Total PeCDF	0.24	-----	0.086	J	1,2,3,7,8,9-HxCDF-13C	2.00	70	
					1,2,3,4,7,8-HxCDD-13C	2.00	80	
1,2,3,7,8-PeCDD	0.21	-----	0.110	J	1,2,3,6,7,8-HxCDD-13C	2.00	76	
Total PeCDD	0.21	-----	0.110	J	1,2,3,4,6,7,8-HpCDF-13C	2.00	70	
					1,2,3,4,7,8,9-HpCDF-13C	2.00	69	
1,2,3,4,7,8-HxCDF	0.22	-----	0.075	J	1,2,3,4,6,7,8-HpCDD-13C	2.00	74	
1,2,3,6,7,8-HxCDF	0.21	-----	0.067	J	OCDD-13C	4.00	57	
2,3,4,6,7,8-HxCDF	0.33	-----	0.088	J				
1,2,3,7,8,9-HxCDF	0.42	-----	0.120	J	1,2,3,4-TCDD-13C	2.00	NA	
Total HxCDF	1.20	-----	0.088	J	1,2,3,7,8,9-HxCDD-13C	2.00	NA	
1,2,3,4,7,8-HxCDD	0.19	-----	0.120	J	2,3,7,8-TCDD-37Cl4	0.20	75	
1,2,3,6,7,8-HxCDD	0.18	-----	0.088	J				
1,2,3,7,8,9-HxCDD	0.27	-----	0.100	J				
Total HxCDD	0.64	-----	0.100	J				
1,2,3,4,6,7,8-HpCDF	0.32	-----	0.082	J	Total 2,3,7,8-TCDD			
1,2,3,4,7,8,9-HpCDF	0.37	-----	0.120	J	Equivalence: 0.49 ng/Kg			
Total HpCDF	0.69	-----	0.100	J	(Using 2005 WHO Factors - Using PRL/2 where ND)			
1,2,3,4,6,7,8-HpCDD	0.46	-----	0.100	J				
Total HpCDD	0.70	-----	0.100	J				
OCDF	1.10	-----	0.170	J				
OCDD	1.70	-----	0.320	J				

Conc = Concentration (Totals include 2,3,7,8-substituted isomers).
EMPC = Estimated Maximum Possible Concentration
EDL = Estimated Detection Limit

Results reported on a dry weight basis and are valid to no more than 2 significant figures.
J = Estimated value
I = Interference present
Y = Calculated using average of daily RFs

REPORT OF LABORATORY ANALYSIS

This report shall not be reproduced, except in full,
without the written consent of Pace Analytical Services, Inc.

Pace Analytical Services, Inc.
1700 Elm Street - Suite 200
Minneapolis, MN 55414

Tel: 612-607-1700
Fax: 612- 607-6444

Method 8290 Laboratory Control Spike Results

Lab Sample ID	LCS-27128		
Filename	U101206A_03	Matrix	Solid
Total Amount Extracted	20.4 g	Dilution	NA
ICAL ID	U101204A	Extracted	12/02/2010 17:15
CCal Filename(s)	U101206A_02 & U101206A_17	Analyzed	12/06/2010 15:03
Method Blank ID	BLANK-27127	Injected By	BAL

Native Isomers	**Qs** (ng)	**Qm** (ng)	% Rec.	**Internal Standards**	**ng's Added**	**Percent Recovery**
2,3,7,8-TCDF	0.20	0.25	124	2,3,7,8-TCDF-13C	2.0	57
Total TCDF				2,3,7,8-TCDD-13C	2.0	71
				1,2,3,7,8-PeCDF-13C	2.0	60
2,3,7,8-TCDD	0.20	0.20	100	2,3,4,7,8-PeCDF-13C	2.0	57
Total TCDD				1,2,3,7,8-PeCDD-13C	2.0	78
				1,2,3,4,7,8-HxCDF-13C	2.0	79
1,2,3,7,8-PeCDF	1.0	1.1	115	1,2,3,6,7,8-HxCDF-13C	2.0	69
2,3,4,7,8-PeCDF	1.0	1.1	113	2,3,4,6,7,8-HxCDF-13C	2.0	71
Total PeCDF				1,2,3,7,8,9-HxCDF-13C	2.0	71
				1,2,3,4,7,8-HxCDD-13C	2.0	73
1,2,3,7,8-PeCDD	1.0	0.98	98	1,2,3,6,7,8-HxCDD-13C	2.0	77
Total PeCDD				1,2,3,4,6,7,8-HpCDF-13C	2.0	70
				1,2,3,4,7,8,9-HpCDF-13C	2.0	66
1,2,3,4,7,8-HxCDF	1.0	1.1	110	1,2,3,4,6,7,8-HpCDD-13C	2.0	76
1,2,3,6,7,8-HxCDF	1.0	1.1	113	OCDD-13C	4.0	63
2,3,4,6,7,8-HxCDF	1.0	1.1	115			
1,2,3,7,8,9-HxCDF	1.0	1.1	115	1,2,3,4-TCDD-13C	2.0	NA
Total HxCDF				1,2,3,7,8,9-HxCDD-13C	2.0	NA
1,2,3,4,7,8-HxCDD	1.0	1.1	112	2,3,7,8-TCDD-37Cl4	0.20	68
1,2,3,6,7,8-HxCDD	1.0	1.1	109			
1,2,3,7,8,9-HxCDD	1.0	1.1	114			
Total HxCDD						
1,2,3,4,6,7,8-HpCDF	1.0	1.2	116			
1,2,3,4,7,8,9-HpCDF	1.0	1.1	110			
Total HpCDF						
1,2,3,4,6,7,8-HpCDD	1.0	1.0	102			
Total HpCDD						
OCDF	2.0	2.3	115			
OCDD	2.0	2.4	122			

Qs = Quantity Spiked
Qm = Quantity Measured
Rec. = Recovery (Expressed as Percent)
R = Recovery outside of target range
Y = RF averaging used in calculations
Nn = Value obtained from additional analysis
NA = Not Applicable
* = See Discussion

REPORT OF LABORATORY ANALYSIS

This report shall not be reproduced, except in full,
without the written consent of Pace Analytical Services, Inc.

Pace Analytical Services, Inc.
1700 Elm Street - Suite 200
Minneapolis, MN 55414

Tel: 612-607-1700
Fax: 612- 607-6444

Method 8290 Laboratory Control Spike Results

Lab Sample ID	LCS-27125		
Filename	F101207A_01	Matrix	Solid
Total Amount Extracted	10.1 g	Dilution	NA
ICAL ID	F101206	Extracted	12/02/2010 14:00
CCal Filename(s)	F101206B_26 & F101207A_16	Analyzed	12/07/2010 13:35
Method Blank ID	BLANK-27124	Injected By	SMT

Native Isomers	Qs (ng)	Qm (ng)	% Rec.	Internal Standards	ng's Added	Percent Recovery	
2,3,7,8-TCDF	0.20	0.23	117	2,3,7,8-TCDF-13C	2.0	54	
Total TCDF				2,3,7,8-TCDD-13C	2.0	65	
				1,2,3,7,8-PeCDF-13C	2.0	62	
2,3,7,8-TCDD	0.20	0.20	99	2,3,4,7,8-PeCDF-13C	2.0	81	Y
Total TCDD				1,2,3,7,8-PeCDD-13C	2.0	75	
				1,2,3,4,7,8-HxCDF-13C	2.0	77	
1,2,3,7,8-PeCDF	1.0	1.1	111	1,2,3,6,7,8-HxCDF-13C	2.0	72	
2,3,4,7,8-PeCDF	1.0	1.1	108	2,3,4,6,7,8-HxCDF-13C	2.0	59	
Total PeCDF				1,2,3,7,8,9-HxCDF-13C	2.0	68	
				1,2,3,4,7,8-HxCDD-13C	2.0	81	
1,2,3,7,8-PeCDD	1.0	1.00	100	1,2,3,6,7,8-HxCDD-13C	2.0	73	
Total PeCDD				1,2,3,4,6,7,8-HpCDF-13C	2.0	66	
				1,2,3,4,7,8,9-HpCDF-13C	2.0	63	
1,2,3,4,7,8-HxCDF	1.0	1.1	107	1,2,3,4,6,7,8-HpCDD-13C	2.0	69	
1,2,3,6,7,8-HxCDF	1.0	1.1	109	OCDD-13C	4.0	57	
2,3,4,6,7,8-HxCDF	1.0	1.0	101				
1,2,3,7,8,9-HxCDF	1.0	1.1	110	1,2,3,4-TCDD-13C	2.0	NA	
Total HxCDF				1,2,3,7,8,9-HxCDD-13C	2.0	NA	
1,2,3,4,7,8-HxCDD	1.0	0.99	99	2,3,7,8-TCDD-37Cl4	0.20	71	
1,2,3,6,7,8-HxCDD	1.0	1.1	108				
1,2,3,7,8,9-HxCDD	1.0	1.0	102				
Total HxCDD							
1,2,3,4,6,7,8-HpCDF	1.0	1.1	106				
1,2,3,4,7,8,9-HpCDF	1.0	1.0	102				
Total HpCDF							
1,2,3,4,6,7,8-HpCDD	1.0	0.96	96				
Total HpCDD							
OCDF	2.0	2.3	116				
OCDD	2.0	2.2	109				

Qs = Quantity Spiked
Qm = Quantity Measured
Rec. = Recovery (Expressed as Percent)
R = Recovery outside of target range

Y = RF averaging used in calculations
Nn = Value obtained from additional analysis
NA = Not Applicable
* = See Discussion

REPORT OF LABORATORY ANALYSIS

This report shall not be reproduced, except in full,
without the written consent of Pace Analytical Services, Inc.

Pace Analytical Services, Inc.
1700 Elm Street - Suite 200
Minneapolis, MN 55414

Tel: 612-607-1700
Fax: 612- 607-6444

Method 8290 Spiked Sample Report

Client - PASI Seattle

Client's Sample ID	SPL-9-1-MS		
Lab Sample ID	255812006-MS		
Filename	F101207A_12	Matrix	Solid
Total Amount Extracted	10.9 g	Dilution	NA
ICAL ID	F101206	Extracted	12/02/2010 14:00
CCal Filename(s)	F101206B_26 & F101207A_16	Analyzed	12/07/2010 22:24
Method Blank ID	BLANK-27124	Injected By	SMT

Native Isomers	**Qs** (ng)	**Qm** (ng)	% Rec.	**Internal Standards**	**ng's Added**	**Percent Recovery**
2,3,7,8-TCDF	0.20	0.26	128	2,3,7,8-TCDF-13C	2.00	68
				2,3,7,8-TCDD-13C	2.00	78
				1,2,3,7,8-PeCDF-13C	2.00	60
2,3,7,8-TCDD	0.20	0.21	105	2,3,4,7,8-PeCDF-13C	2.00	80 Y
				1,2,3,7,8-PeCDD-13C	2.00	69
				1,2,3,4,7,8-HxCDF-13C	2.00	78
1,2,3,7,8-PeCDF	1.00	1.15	115	1,2,3,6,7,8-HxCDF-13C	2.00	76
2,3,4,7,8-PeCDF	1.00	1.11	111	2,3,4,6,7,8-HxCDF-13C	2.00	59
				1,2,3,7,8,9-HxCDF-13C	2.00	65
				1,2,3,4,7,8-HxCDD-13C	2.00	83
1,2,3,7,8-PeCDD	1.00	1.01	101	1,2,3,6,7,8-HxCDD-13C	2.00	75
				1,2,3,4,6,7,8-HpCDF-13C	2.00	56
				1,2,3,4,7,8,9-HpCDF-13C	2.00	55
1,2,3,4,7,8-HxCDF	1.00	1.07	107	1,2,3,4,6,7,8-HpCDD-13C	2.00	61
1,2,3,6,7,8-HxCDF	1.00	1.09	109	OCDD-13C	4.00	49
2,3,4,6,7,8-HxCDF	1.00	1.11	111			
1,2,3,7,8,9-HxCDF	1.00	1.07	107	1,2,3,4-TCDD-13C	2.00	NA
				1,2,3,7,8,9-HxCDD-13C	2.00	NA
1,2,3,4,7,8-HxCDD	1.00	1.04	104	2,3,7,8-TCDD-37Cl4	0.20	82
1,2,3,6,7,8-HxCDD	1.00	1.04	104			
1,2,3,7,8,9-HxCDD	1.00	0.96	96			
1,2,3,4,6,7,8-HpCDF	1.00	1.10	110			
1,2,3,4,7,8,9-HpCDF	1.00	1.03	103			
1,2,3,4,6,7,8-HpCDD	1.00	1.26	126			
OCDF	2.00	2.28	114			
OCDD	2.00	5.27	264			

Qs = Quantity Spiked Qm = Quantity Measured Rec. = Recovery (Expressed as Percent)

Results reported on a dry weight basis and are valid to no more than 2 significant figures.
Y = Calculated using average of daily RFs

REPORT OF LABORATORY ANALYSIS

This report shall not be reproduced, except in full,
without the written consent of Pace Analytical Services, Inc.

Pace Analytical Services, Inc.
1700 Elm Street - Suite 200
Minneapolis, MN 55414

Tel: 612-607-1700
Fax: 612- 607-6444

Method 8290 Spiked Sample Report

Client - PASI Seattle

Client's Sample ID	SPL-9-1-MSD		
Lab Sample ID	255812006-MSD		
Filename	F101207A_13	Matrix	Solid
Total Amount Extracted	10.8 g	Dilution	NA
ICAL ID	F101206	Extracted	12/02/2010 14:00
CCal Filename(s)	F101206B_26 & F101207A_16	Analyzed	12/07/2010 23:12
Method Blank ID	BLANK-27124	Injected By	SMT

Native Isomers	Qs (ng)	Qm (ng)	% Rec.	Internal Standards	ng's Added	Percent Recovery
2,3,7,8-TCDF	0.20	0.24	119	2,3,7,8-TCDF-13C	2.00	71
				2,3,7,8-TCDD-13C	2.00	83
				1,2,3,7,8-PeCDF-13C	2.00	61
2,3,7,8-TCDD	0.20	0.21	104	2,3,4,7,8-PeCDF-13C	2.00	79 Y
				1,2,3,7,8-PeCDD-13C	2.00	72
				1,2,3,4,7,8-HxCDF-13C	2.00	81
1,2,3,7,8-PeCDF	1.00	1.11	111	1,2,3,6,7,8-HxCDF-13C	2.00	79
2,3,4,7,8-PeCDF	1.00	1.06	106	2,3,4,6,7,8-HxCDF-13C	2.00	57
				1,2,3,7,8,9-HxCDF-13C	2.00	64
				1,2,3,4,7,8-HxCDD-13C	2.00	84
1,2,3,7,8-PeCDD	1.00	0.99	99	1,2,3,6,7,8-HxCDD-13C	2.00	79
				1,2,3,4,6,7,8-HpCDF-13C	2.00	62
				1,2,3,4,7,8,9-HpCDF-13C	2.00	58
1,2,3,4,7,8-HxCDF	1.00	1.10	110	1,2,3,4,6,7,8-HpCDD-13C	2.00	68
1,2,3,6,7,8-HxCDF	1.00	1.07	107	OCDD-13C	4.00	55
2,3,4,6,7,8-HxCDF	1.00	1.12	112			
1,2,3,7,8,9-HxCDF	1.00	1.10	110	1,2,3,4-TCDD-13C	2.00	NA
				1,2,3,7,8,9-HxCDD-13C	2.00	NA
1,2,3,4,7,8-HxCDD	1.00	1.04	104	2,3,7,8-TCDD-37Cl4	0.20	86
1,2,3,6,7,8-HxCDD	1.00	1.07	107			
1,2,3,7,8,9-HxCDD	1.00	0.98	98			
1,2,3,4,6,7,8-HpCDF	1.00	1.13	113			
1,2,3,4,7,8,9-HpCDF	1.00	1.05	105			
1,2,3,4,6,7,8-HpCDD	1.00	1.16	116			
OCDF	2.00	2.30	115			
OCDD	2.00	4.72	236			

Qs = Quantity Spiked Qm = Quantity Measured Rec. = Recovery (Expressed as Percent)

Results reported on a dry weight basis and are valid to no more than 2 significant figures.
Y = Calculated using average of daily RFs

REPORT OF LABORATORY ANALYSIS

This report shall not be reproduced, except in full,
without the written consent of Pace Analytical Services, Inc.

Pace Analytical Services, Inc.
1700 Elm Street - Suite 200
Minneapolis, MN 55414

Tel: 612-607-1700
Fax: 612- 607-6444

Method 8290 Spike Sample Results

Client - PASI Seattle

Client Sample ID	SPL-9-1			Dry Weights	
Lab Sample ID	255812006	Sample Filename	F101207A_05	Sample Amount	10.1 g
MS ID	255812006-MS	MS Filename	F101207A_12	MS Amount	10.2 g
MSD ID	255812006-MSD	MSD Filename	F101207A_13	MSD Amount	10.1 g

Analyte	Sample Conc. ng/Kg	MS/MSD Qs (ng)	MS Qm (ng)	MSD Qm (ng)	RPD	Background Subtracted MS % Rec.	MSD % Rec.	RPD
2,3,7,8-TCDF	0.000	0.20	0.26	0.24	7.4	128	119	7.4
2,3,7,8-TCDD	0.000	0.20	0.21	0.21	1.1	105	104	1.1
1,2,3,7,8-PeCDF	0.197	1.00	1.15	1.11	3.8	115	111	3.8
2,3,4,7,8-PeCDF	0.393	1.00	1.11	1.06	4.7	111	106	4.7
1,2,3,7,8-PeCDD	0.184	1.00	1.01	0.99	1.6	100	99	1.6
1,2,3,4,7,8-HxCDF	0.000	1.00	1.07	1.10	1.9	107	109	2.0
1,2,3,6,7,8-HxCDF	0.000	1.00	1.09	1.07	1.6	108	107	1.6
2,3,4,6,7,8-HxCDF	0.330	1.00	1.11	1.12	1.0	110	111	1.0
1,2,3,7,8,9-HxCDF	0.216	1.00	1.07	1.10	2.9	106	110	2.9
1,2,3,4,7,8-HxCDD	0.168	1.00	1.04	1.04	0.1	104	104	0.0
1,2,3,6,7,8-HxCDD	0.512	1.00	1.04	1.07	2.9	103	106	3.0
1,2,3,7,8,9-HxCDD	0.000	1.00	0.96	0.98	1.7	96	97	1.7
1,2,3,4,6,7,8-HpCDF	2.957	1.00	1.10	1.13	2.8	107	110	3.0
1,2,3,4,7,8,9-HpCDF	0.000	1.00	1.03	1.05	2.4	103	105	2.4
1,2,3,4,6,7,8-HpCDD	17.290	1.00	1.26	1.16	8.7	109	98	10.0
OCDF	9.566	2.00	2.28	2.30	0.8	109	110	0.8
OCDD	167.498	2.00	5.27	4.72	11.0	178	152	16.2

Definitions

MS = Matrix Spike
MSD = Matrix Spike Duplicate
Qm = Quantity Measured
Qs = Quantity Spiked
% Rec. = Percent Recovery
RPD = Relative Percent Difference
NA = Not Applicable
NC = Not Calculated

CDD = Chlorinated dibenzo-p-dioxin
CDF = Chlorinated dibenzo-p-furan
T = Tetra
Pe = Penta
Hx = Hexa
Hp = Hepta
O = Octa

Pace Analytical®
www.pacelabs.com

CHAIN-OF-CUSTODY / Analytical Request Document

The Chain-of-Custody is a LEGAL DOCUMENT. All relevant fields must be completed accurately.

255812

Page: 1 of 1

1318559

Section A Required Client Information:	Section B Required Project Information:	Section C Invoice Information:
Company: Brown + Caldwell	Report To: Jon Turk	Attention: See A
Address: 724 Columbia St NW #120 Olympia WA	Copy To: Josh Johnson	Company Name:
		Address:
Email To: jturk@bruncald.com	Purchase Order No.:	Pace Quote Reference:
Phone: 360-943-7525 Fax: 360-943-7513	Project Name: East Bay Redevelopment	Pace Project Manager:
Requested Due Date/TAT: 10-day, Dec 9, 2010	Project Number: 13830	Pace Profile #:

REGULATORY AGENCY

☐ NPDES ☐ GROUND WATER ☐ DRINKING WATER
☐ UST ☐ RCRA ☒ OTHER ~~CY~~

Site Location STATE: WA

Section D Required Client Information

Matrix Codes MATRIX / CODE: Drinking Water DW, Water WT, Waste Water WW, Product P, Soil/Solid SL, Oil OL, Wipe WP, Air AR, Tissue TS, Other OT

SAMPLE ID (A-Z, 0-9 / ,-) Sample IDs MUST BE UNIQUE

Requested Analysis Filtered (Y/N)

ITEM #	SAMPLE ID	MATRIX CODE (see valid codes to left)	SAMPLE TYPE (G=GRAB C=COMP)	COLLECTED COMPOSITE START DATE	COMPOSITE START TIME	COMPOSITE END/GRAB DATE	COMPOSITE END/GRAB TIME	SAMPLE TEMP AT COLLECTION	# OF CONTAINERS	Unpreserved	H_2SO_4	HNO_3	HCl	NaOH	$Na_2S_2O_3$	Methanol	Other	Analysis Test (Y/N)	As, Ni, Cu, Pb, Cd	PAH, Naphthalene	TPH-HO, TPH-D	Dioxin, Furan	Residual Chlorine (Y/N)	Pace Project No./ Lab I.D.
1	SPL-6-1	SL	G			11/22/10	13:20		4	X									X	X	X	X		
2	SPL-6-2						13:40																	
3	SPL-6-3						13:40																	
4	SPL-6-4						13:50																	
5	SPL-6-5						13:55																	
6	SPL-9-1						13:00																	
7	SPL-9-2						13:10																	
8	SPL-9-3						13:00																	
9	~~SPL-7-4~~ SPL-8-3						14:30																	
10	~~SPL-7-5~~ SPL-7-5						15:10																	
11	SPL-8-1						14:00																	
12	SPL-8-2						14:15																	

ADDITIONAL COMMENTS	RELINQUISHED BY / AFFILIATION	DATE	TIME	ACCEPTED BY / AFFILIATION	DATE	TIME	SAMPLE CONDITIONS: Temp in °C	Received on Ice (Y/N)	Custody Sealed Cooler (Y/N)	Samples Intact (Y/N)
Temp Blank included	Jon Turk (BC)	11/22/10	1800	to Custody Seal for Pace Courier						
				Jyothi Swamy	11/24/10	1408	0.2	Y	Y	Y

ORIGINAL

SAMPLER NAME AND SIGNATURE

PRINT Name of SAMPLER: Jon Turk

SIGNATURE of SAMPLER: [signature] DATE Signed (MM/DD/YY): 11/22/10

*Important Note: By signing this form you are accepting Pace's NET 30 day payment terms and agreeing to late charges of 1.5% per month for any invoices not paid within 30 days.

F-ALL-Q-020rev.07, 15-May-2007

255812

Sample Container Count

CLIENT: Brown & Caldwell

Pace Analytical™ www.pacelabs.com

COC PAGE 1 of ~~1~~ 2
COC ID# 1318559

Sample Line Item	VG9H	AG1H	AG1U	BG1H	BP1U	BP2U	BP3U	BP2N	BP2S	WGFU	WGKU				Comments
1										4					
2															
3															
4															
5															
6															
7															
8															
9															
10															
11															
12															Trip Blank? No

AG1H	1 liter HCL amber glass		BP2S	500mL H2SO4 plastic		JGFU	4oz unpreserved amber wide
AG1U	1liter unpreserved amber glass		BP2U	500mL unpreserved plastic		R	terra core kit
AG2S	500mL H2SO4 amber glass		BP2Z	500mL NaOH, Zn Ac		U	Summa Can
AG2U	500mL unpreserved amber glass		BP3C	250mL NaOH plastic		VG9H	40mL HCL clear vial
AG3S	250mL H2SO4 amber glass		BP3N	250mL HNO3 plastic		VG9T	40mL Na Thio. clear vial
BG1H	1 liter HCL clear glass		BP3S	250mL H2SO4 plastic		VG9U	40mL unpreserved **clear** vial
BG1U	1 liter unpreserved glass		BP3U	250mL unpreserved plastic		VG9W	40mL glass vial preweighted (EPA 5035)
BP1N	1 liter HNO3 plastic		DG9B	40mL Na Bisulfate amber vial		VSG	Headspace septa vial & HCL
BP1S	1 liter H2SO4 plastic		DG9H	40mL HCL amber voa vial		WGFU	4oz clear soil jar
BP1U	1 liter unpreserved plastic		DG9M	40mL MeOH clear vial		WGFX	4oz wide jar w/hexane wipe
BP1Z	1 liter NaOH, Zn, Ac		DG9T	40mL Na Thio amber vial		ZPLC	Ziploc Bag
BP2N	500mL HNO3 plastic		DG9U	40mL unpreserved **amber** vial			
BP2O	500mL NaOH plastic		I	Wipe/Swab			

Sample Condition Upon Receipt

Pace Analytical

Client Name: Brown & Caldwell Project # 255812

Courier: ☑ Fed Ex ☐ UPS ☐ USPS ☐ Client ☐ Commercial ☐ Pace Other _____

Tracking #: 8138 8211 5369

Custody Seal on Cooler/Box Present: ☑ Yes ☐ No Seals intact: ☑ Yes ☐ No

Packing Material: ☑ Bubble Wrap ☐ Bubble Bags ☐ None ☐ Other _____ Temp. Blank (Yes) ____ No ____

Thermometer Used 132013 or 101731962 or 226099 Type of Ice: (Wet) Blue None ☐ Samples on ice, cooling process has begun

Cooler Temperature 0.2°C Biological Tissue is Frozen: Yes No

Date and Initials of person examining contents: NB 11/24/10

Temp should be above freezing ≤ 6°C

Comments:

Chain of Custody Present:	☑Yes	☐No	☐N/A
Chain of Custody Filled Out:	☑Yes	☐No	☐N/A
Chain of Custody Relinquished:	☑Yes	☐No	☐N/A
Sampler Name & Signature on COC:	☑Yes	☐No	☐N/A
Samples Arrived within Hold Time:	☑Yes	☐No	☐N/A
Short Hold Time Analysis (<72hr):	☐Yes	☑No	☐N/A
Rush Turn Around Time Requested:	☐Yes	☑No	☐N/A
Sufficient Volume:	☑Yes	☐No	☐N/A
Correct Containers Used:	☑Yes	☐No	☐N/A
-Pace Containers Used:	☑Yes	☐No	☐N/A
Containers Intact:	☑Yes	☐No	☐N/A
Filtered volume received for Dissolved tests	☐Yes	☐No	☑N/A
Sample Labels match COC:	☑Yes	☐No	☐N/A
-Includes date/time/ID/Analysis Matrix: WO11			
All containers needing preservation have been checked.	☐Yes	☐No	☑N/A
All containers needing preservation are found to be in compliance with EPA recommendation.	☐Yes	☐No	☑N/A
Exceptions: VOA, coliform, TOC, O&G			
Samples checked for dechlorination:	☐Yes	☐No	☑N/A
Headspace in VOA Vials (>6mm):	☐Yes	☐No	☑N/A
Trip Blanks Present:	☐Yes	☑No	☐N/A
Trip Blank Custody Seals Present	☐Yes	☐No	☑N/A
Pace Trip Blank Lot # (if purchased):			

	Initial when completed	Lot # of added preservative
1.		
2.		
3.		
4.		
5.		
6.		
7.		
8.		
9.		
10.		
11.		
12.		
13.		
14.		
15.		
16.		

Client Notification/ Resolution: Field Data Required? Y / N

Person Contacted: _____ Date/Time: _____

Comments/ Resolution: _____

Project Manager Review: RSM Date: 11/29/10

Note: Whenever there is a discrepancy affecting North Carolina compliance samples, a copy of this form will be sent to the North Carolina DEHNR Certification Office (i.e out of hold, incorrect preservative, out of temp, incorrect containers)

Pace Analytical Services, Inc.
940 South Harney
Seattle, WA 98108
(206)767-5060

December 27, 2010

Joshua Johnson
Brown & Caldwell
724 Columbia St. NW#420
Olympia, WA 98501

RE: Project: East Bay Redevelopment 138130
Pace Project No.: 255986

Dear Joshua Johnson:
Enclosed are the analytical results for sample(s) received by the laboratory on December 11, 2010. The results relate only to the samples included in this report. Results reported herein conform to the most current NELAC standards, where applicable, unless otherwise narrated in the body of the report.

No sample jars were received for dry weight correction. Per client previous results from the same sampling points (reported on work order 255812) can be used for the dry weight correction.

If you have any questions concerning this report, please feel free to contact me.

Sincerely,

Jennifer Gross

jennifer.gross@pacelabs.com
Project Manager

Enclosures

cc: John Turk, Brown & Caldwell

This report shall not be reproduced, except in full,
without the written consent of Pace Analytical Services, Inc..

Pace Analytical Services, Inc.
940 South Harney
Seattle, WA 98108
(206)767-5060

CERTIFICATIONS

Project: East Bay Redevelopment 138130
Pace Project No.: 255986

Washington Certification IDs

940 South Harney Street, Seattle, WA 98108
Alaska CS Certification #: UST-025
Alaska Drinking Water VOC Certification #: WA01230
Alaska Drinking Water Micro Certification #: WA01230
California Certification #: 01153CA
Florida/NELAP Certification #: E87617
Oregon Certification #: WA200007
Washington Certification #: C1229

This report shall not be reproduced, except in full,
without the written consent of Pace Analytical Services, Inc..

Pace Analytical Services, Inc.
940 South Harney
Seattle, WA 98108
(206)767-5060

SAMPLE ANALYTE COUNT

Project: East Bay Redevelopment 138130
Pace Project No.: 255986

Lab ID	Sample ID	Method	Analysts	Analytes Reported	Laboratory
255986001	**SPL-6-1**	NWTPH-Gx	AY1	3	PASI-S
		EPA 8260	LPM	8	PASI-S
		ASTM D2974-87	DMT	1	PASI-S
255986002	**SPL-6-2**	NWTPH-Gx	AY1	3	PASI-S
		EPA 8260	LPM	8	PASI-S
		ASTM D2974-87	DMT	1	PASI-S
255986003	**SPL-6-3**	NWTPH-Gx	AY1	3	PASI-S
		EPA 8260	LPM	8	PASI-S
		ASTM D2974-87	DMT	1	PASI-S
255986004	**SPL-6-4**	NWTPH-Gx	AY1	3	PASI-S
		EPA 8260	LPM	8	PASI-S
		ASTM D2974-87	DMT	1	PASI-S
255986005	**SPL-6-5**	NWTPH-Gx	AY1	3	PASI-S
		EPA 8260	LPM	8	PASI-S
		ASTM D2974-87	DMT	1	PASI-S
255986006	**SPL-9-1**	NWTPH-Gx	AY1	3	PASI-S
		EPA 8260	LPM	8	PASI-S
		ASTM D2974-87	DMT	1	PASI-S
255986007	**SPL-9-2**	NWTPH-Gx	AY1	3	PASI-S
		EPA 8260	LPM	8	PASI-S
		ASTM D2974-87	DMT	1	PASI-S
255986008	**SPL-9-3**	NWTPH-Gx	AY1	3	PASI-S
		EPA 8260	LPM	8	PASI-S
		ASTM D2974-87	DMT	1	PASI-S
255986009	**SPL-8-1**	NWTPH-Gx	AY1	3	PASI-S
		EPA 8260	LPM	8	PASI-S
		ASTM D2974-87	DMT	1	PASI-S
255986010	**SPL-8-2**	NWTPH-Gx	AY1	3	PASI-S
		EPA 8260	LPM	8	PASI-S
		ASTM D2974-87	DMT	1	PASI-S
255986011	**TB-1318558**	NWTPH-Gx	AY1	3	PASI-S
		EPA 8260	LPM	8	PASI-S

This report shall not be reproduced, except in full,
without the written consent of Pace Analytical Services, Inc..

Pace Analytical Services, Inc.
940 South Harney
Seattle, WA 98108
(206)767-5060

ANALYTICAL RESULTS

Project: East Bay Redevelopment 138130
Pace Project No.: 255986

Sample: SPL-6-1 **Lab ID: 255986001** Collected: 12/10/10 10:30 Received: 12/11/10 09:26 Matrix: Solid

Results reported on a "dry-weight" basis

Parameters	Results	Units	Report Limit	DF	Prepared	Analyzed	CAS No.	Qual
NWTPH-Gx GCV	Analytical Method: NWTPH-Gx		Preparation Method: NWTPH-Gx					
Gasoline Range Organics	ND	mg/kg	44.7	1	12/15/10 10:00	12/15/10 23:54		
a,a,a-Trifluorotoluene (S)	91	%	50-150	1	12/15/10 10:00	12/15/10 23:54	98-08-8	
4-Bromofluorobenzene (S)	75	%	50-150	1	12/15/10 10:00	12/15/10 23:54	460-00-4	
8260/5035A Volatile Organics	Analytical Method: EPA 8260							
Benzene	ND	ug/kg	16.3	1		12/16/10 15:14	71-43-2	
Ethylbenzene	ND	ug/kg	16.3	1		12/16/10 15:14	100-41-4	
Toluene	ND	ug/kg	16.3	1		12/16/10 15:14	108-88-3	
Xylene (Total)	ND	ug/kg	48.9	1		12/16/10 15:14	1330-20-7	
Dibromofluoromethane (S)	100	%	80-136	1		12/16/10 15:14	1868-53-7	
Toluene-d8 (S)	128	%	80-120	1		12/16/10 15:14	2037-26-5	S3
4-Bromofluorobenzene (S)	142	%	72-122	1		12/16/10 15:14	460-00-4	S3
1,2-Dichloroethane-d4 (S)	101	%	80-143	1		12/16/10 15:14	17060-07-0	
Percent Moisture	Analytical Method: ASTM D2974-87							
Percent Moisture	**74.3**	%	0.10	1		11/30/10 17:03		

Sample: SPL-6-2 **Lab ID: 255986002** Collected: 12/10/10 10:50 Received: 12/11/10 09:26 Matrix: Solid

Results reported on a "dry-weight" basis

Parameters	Results	Units	Report Limit	DF	Prepared	Analyzed	CAS No.	Qual
NWTPH-Gx GCV	Analytical Method: NWTPH-Gx		Preparation Method: NWTPH-Gx					
Gasoline Range Organics	ND	mg/kg	11.5	1	12/15/10 10:00	12/16/10 00:40		
a,a,a-Trifluorotoluene (S)	79	%	50-150	1	12/15/10 10:00	12/16/10 00:40	98-08-8	
4-Bromofluorobenzene (S)	62	%	50-150	1	12/15/10 10:00	12/16/10 00:40	460-00-4	
8260/5035A Volatile Organics	Analytical Method: EPA 8260							
Benzene	ND	ug/kg	5.9	1		12/16/10 15:34	71-43-2	
Ethylbenzene	ND	ug/kg	5.9	1		12/16/10 15:34	100-41-4	
Toluene	ND	ug/kg	5.9	1		12/16/10 15:34	108-88-3	
Xylene (Total)	ND	ug/kg	17.6	1		12/16/10 15:34	1330-20-7	
Dibromofluoromethane (S)	115	%	80-136	1		12/16/10 15:34	1868-53-7	
Toluene-d8 (S)	146	%	80-120	1		12/16/10 15:34	2037-26-5	S3
4-Bromofluorobenzene (S)	146	%	72-122	1		12/16/10 15:34	460-00-4	S3
1,2-Dichloroethane-d4 (S)	111	%	80-143	1		12/16/10 15:34	17060-07-0	
Percent Moisture	Analytical Method: ASTM D2974-87							
Percent Moisture	**26.5**	%	0.10	1		11/30/10 17:04		

This report shall not be reproduced, except in full,
without the written consent of Pace Analytical Services, Inc..

Pace Analytical Services, Inc.
940 South Harney
Seattle, WA 98108
(206)767-5060

ANALYTICAL RESULTS

Project: East Bay Redevelopment 138130
Pace Project No.: 255986

Sample: SPL-6-3 **Lab ID: 255986003** Collected: 12/10/10 10:40 Received: 12/11/10 09:26 Matrix: Solid

Results reported on a "dry-weight" basis

Parameters	Results	Units	Report Limit	DF	Prepared	Analyzed	CAS No.	Qual
NWTPH-Gx GCV	Analytical Method: NWTPH-Gx		Preparation Method: NWTPH-Gx					
Gasoline Range Organics	ND	mg/kg	22.8	1	12/15/10 10:00	12/16/10 01:03		
a,a,a-Trifluorotoluene (S)	80	%	50-150	1	12/15/10 10:00	12/16/10 01:03	98-08-8	
4-Bromofluorobenzene (S)	60	%	50-150	1	12/15/10 10:00	12/16/10 01:03	460-00-4	
8260/5035A Volatile Organics	Analytical Method: EPA 8260							
Benzene	ND	ug/kg	7.2	1		12/16/10 15:53	71-43-2	
Ethylbenzene	ND	ug/kg	7.2	1		12/16/10 15:53	100-41-4	
Toluene	ND	ug/kg	7.2	1		12/16/10 15:53	108-88-3	
Xylene (Total)	ND	ug/kg	21.6	1		12/16/10 15:53	1330-20-7	
Dibromofluoromethane (S)	101	%	80-136	1		12/16/10 15:53	1868-53-7	
Toluene-d8 (S)	146	%	80-120	1		12/16/10 15:53	2037-26-5	S3
4-Bromofluorobenzene (S)	137	%	72-122	1		12/16/10 15:53	460-00-4	S3
1,2-Dichloroethane-d4 (S)	100	%	80-143	1		12/16/10 15:53	17060-07-0	
Percent Moisture	Analytical Method: ASTM D2974-87							
Percent Moisture	**54.1**	%	0.10	1		11/30/10 17:06		

Sample: SPL-6-4 **Lab ID: 255986004** Collected: 12/10/10 10:40 Received: 12/11/10 09:26 Matrix: Solid

Results reported on a "dry-weight" basis

Parameters	Results	Units	Report Limit	DF	Prepared	Analyzed	CAS No.	Qual
NWTPH-Gx GCV	Analytical Method: NWTPH-Gx		Preparation Method: NWTPH-Gx					
Gasoline Range Organics	ND	mg/kg	22.9	1	12/15/10 10:00	12/16/10 01:27		
a,a,a-Trifluorotoluene (S)	78	%	50-150	1	12/15/10 10:00	12/16/10 01:27	98-08-8	
4-Bromofluorobenzene (S)	63	%	50-150	1	12/15/10 10:00	12/16/10 01:27	460-00-4	
8260/5035A Volatile Organics	Analytical Method: EPA 8260							
Benzene	ND	ug/kg	10.0	1		12/21/10 14:27	71-43-2	
Ethylbenzene	ND	ug/kg	10.0	1		12/21/10 14:27	100-41-4	
Toluene	ND	ug/kg	10.0	1		12/21/10 14:27	108-88-3	
Xylene (Total)	ND	ug/kg	30.0	1		12/21/10 14:27	1330-20-7	
Dibromofluoromethane (S)	92	%	80-136	1		12/21/10 14:27	1868-53-7	
Toluene-d8 (S)	147	%	80-120	1		12/21/10 14:27	2037-26-5	S3
4-Bromofluorobenzene (S)	144	%	72-122	1		12/21/10 14:27	460-00-4	S3
1,2-Dichloroethane-d4 (S)	103	%	80-143	1		12/21/10 14:27	17060-07-0	
Percent Moisture	Analytical Method: ASTM D2974-87							
Percent Moisture	**48.7**	%	0.10	1		11/30/10 17:07		

This report shall not be reproduced, except in full,
without the written consent of Pace Analytical Services, Inc..

Pace Analytical Services, Inc.
940 South Harney
Seattle, WA 98108
(206)767-5060

ANALYTICAL RESULTS

Project: East Bay Redevelopment 138130
Pace Project No.: 255986

Sample: SPL-6-5 **Lab ID: 255986005** Collected: 12/10/10 10:40 Received: 12/11/10 09:26 Matrix: Solid

Results reported on a "dry-weight" basis

Parameters	Results	Units	Report Limit	DF	Prepared	Analyzed	CAS No.	Qual
NWTPH-Gx GCV	Analytical Method: NWTPH-Gx		Preparation Method: NWTPH-Gx					
Gasoline Range Organics	ND	mg/kg	34.1	1	12/15/10 10:00	12/16/10 01:50		
a,a,a-Trifluorotoluene (S)	81	%	50-150	1	12/15/10 10:00	12/16/10 01:50	98-08-8	
4-Bromofluorobenzene (S)	72	%	50-150	1	12/15/10 10:00	12/16/10 01:50	460-00-4	
8260/5035A Volatile Organics	Analytical Method: EPA 8260							
Benzene	ND	ug/kg	12.6	1		12/16/10 16:13	71-43-2	
Ethylbenzene	ND	ug/kg	12.6	1		12/16/10 16:13	100-41-4	
Toluene	ND	ug/kg	12.6	1		12/16/10 16:13	108-88-3	
Xylene (Total)	ND	ug/kg	37.9	1		12/16/10 16:13	1330-20-7	
Dibromofluoromethane (S)	96	%	80-136	1		12/16/10 16:13	1868-53-7	
Toluene-d8 (S)	135	%	80-120	1		12/16/10 16:13	2037-26-5	S3
4-Bromofluorobenzene (S)	157	%	72-122	1		12/16/10 16:13	460-00-4	S3
1,2-Dichloroethane-d4 (S)	103	%	80-143	1		12/16/10 16:13	17060-07-0	
Percent Moisture	Analytical Method: ASTM D2974-87							
Percent Moisture	**71.0**	%	0.10	1		11/30/10 17:08		

Sample: SPL-9-1 **Lab ID: 255986006** Collected: 12/10/10 10:55 Received: 12/11/10 09:26 Matrix: Solid

Results reported on a "dry-weight" basis

Parameters	Results	Units	Report Limit	DF	Prepared	Analyzed	CAS No.	Qual
NWTPH-Gx GCV	Analytical Method: NWTPH-Gx		Preparation Method: NWTPH-Gx					
Gasoline Range Organics	ND	mg/kg	6.0	1	12/15/10 10:00	12/16/10 02:13		
a,a,a-Trifluorotoluene (S)	86	%	50-150	1	12/15/10 10:00	12/16/10 02:13	98-08-8	
4-Bromofluorobenzene (S)	76	%	50-150	1	12/15/10 10:00	12/16/10 02:13	460-00-4	
8260/5035A Volatile Organics	Analytical Method: EPA 8260							
Benzene	ND	ug/kg	3.1	1		12/16/10 16:32	71-43-2	
Ethylbenzene	ND	ug/kg	3.1	1		12/16/10 16:32	100-41-4	
Toluene	ND	ug/kg	3.1	1		12/16/10 16:32	108-88-3	
Xylene (Total)	ND	ug/kg	9.3	1		12/16/10 16:32	1330-20-7	
Dibromofluoromethane (S)	94	%	80-136	1		12/16/10 16:32	1868-53-7	
Toluene-d8 (S)	106	%	80-120	1		12/16/10 16:32	2037-26-5	
4-Bromofluorobenzene (S)	114	%	72-122	1		12/16/10 16:32	460-00-4	
1,2-Dichloroethane-d4 (S)	98	%	80-143	1		12/16/10 16:32	17060-07-0	
Percent Moisture	Analytical Method: ASTM D2974-87							
Percent Moisture	**6.8**	%	0.10	1		11/30/10 17:09		

This report shall not be reproduced, except in full,
without the written consent of Pace Analytical Services, Inc..

ACCREDITED IN ACCORDANCE WITH nelac

Pace Analytical Services, Inc.
940 South Harney
Seattle, WA 98108
(206)767-5060

ANALYTICAL RESULTS

Project: East Bay Redevelopment 138130
Pace Project No.: 255986

Sample: SPL-9-2 **Lab ID: 255986007** Collected: 12/10/10 10:55 Received: 12/11/10 09:26 Matrix: Solid

Results reported on a "dry-weight" basis

Parameters	Results	Units	Report Limit	DF	Prepared	Analyzed	CAS No.	Qual
NWTPH-Gx GCV	Analytical Method: NWTPH-Gx Preparation Method: NWTPH-Gx							
Gasoline Range Organics	ND	mg/kg	5.0	1	12/15/10 10:00	12/16/10 02:37		
a,a,a-Trifluorotoluene (S)	83	%	50-150	1	12/15/10 10:00	12/16/10 02:37	98-08-8	
4-Bromofluorobenzene (S)	72	%	50-150	1	12/15/10 10:00	12/16/10 02:37	460-00-4	
8260/5035A Volatile Organics	Analytical Method: EPA 8260							
Benzene	ND	ug/kg	2.5	1		12/16/10 16:52	71-43-2	
Ethylbenzene	ND	ug/kg	2.5	1		12/16/10 16:52	100-41-4	
Toluene	ND	ug/kg	2.5	1		12/16/10 16:52	108-88-3	
Xylene (Total)	ND	ug/kg	7.6	1		12/16/10 16:52	1330-20-7	
Dibromofluoromethane (S)	100	%	80-136	1		12/16/10 16:52	1868-53-7	
Toluene-d8 (S)	108	%	80-120	1		12/16/10 16:52	2037-26-5	
4-Bromofluorobenzene (S)	113	%	72-122	1		12/16/10 16:52	460-00-4	
1,2-Dichloroethane-d4 (S)	102	%	80-143	1		12/16/10 16:52	17060-07-0	
Percent Moisture	Analytical Method: ASTM D2974-87							
Percent Moisture	**7.4**	%	0.10	1		11/30/10 17:10		

Sample: SPL-9-3 **Lab ID: 255986008** Collected: 12/10/10 11:00 Received: 12/11/10 09:26 Matrix: Solid

Results reported on a "dry-weight" basis

Parameters	Results	Units	Report Limit	DF	Prepared	Analyzed	CAS No.	Qual
NWTPH-Gx GCV	Analytical Method: NWTPH-Gx Preparation Method: NWTPH-Gx							
Gasoline Range Organics	ND	mg/kg	6.0	1	12/15/10 10:00	12/16/10 03:00		
a,a,a-Trifluorotoluene (S)	84	%	50-150	1	12/15/10 10:00	12/16/10 03:00	98-08-8	
4-Bromofluorobenzene (S)	73	%	50-150	1	12/15/10 10:00	12/16/10 03:00	460-00-4	
8260/5035A Volatile Organics	Analytical Method: EPA 8260							
Benzene	ND	ug/kg	3.5	1		12/16/10 17:11	71-43-2	
Ethylbenzene	ND	ug/kg	3.5	1		12/16/10 17:11	100-41-4	
Toluene	ND	ug/kg	3.5	1		12/16/10 17:11	108-88-3	
Xylene (Total)	ND	ug/kg	10.4	1		12/16/10 17:11	1330-20-7	
Dibromofluoromethane (S)	96	%	80-136	1		12/16/10 17:11	1868-53-7	
Toluene-d8 (S)	108	%	80-120	1		12/16/10 17:11	2037-26-5	
4-Bromofluorobenzene (S)	115	%	72-122	1		12/16/10 17:11	460-00-4	
1,2-Dichloroethane-d4 (S)	105	%	80-143	1		12/16/10 17:11	17060-07-0	
Percent Moisture	Analytical Method: ASTM D2974-87							
Percent Moisture	**6.6**	%	0.10	1		11/30/10 17:12		

This report shall not be reproduced, except in full,
without the written consent of Pace Analytical Services, Inc..

Pace Analytical Services, Inc.
940 South Harney
Seattle, WA 98108
(206)767-5060

ANALYTICAL RESULTS

Project: East Bay Redevelopment 138130
Pace Project No.: 255986

Sample: SPL-8-1 **Lab ID: 255986009** Collected: 12/10/10 10:45 Received: 12/11/10 09:26 Matrix: Solid

Results reported on a "dry-weight" basis

Parameters	Results	Units	Report Limit	DF	Prepared	Analyzed	CAS No.	Qual
NWTPH-Gx GCV	Analytical Method: NWTPH-Gx		Preparation Method: NWTPH-Gx					
Gasoline Range Organics	**25.1**	mg/kg	8.4	1	12/15/10 10:00	11/30/10 12:05		
a,a,a-Trifluorotoluene (S)	109	%	50-150	1	12/15/10 10:00	11/30/10 12:05	98-08-8	
4-Bromofluorobenzene (S)	124	%	50-150	1	12/15/10 10:00	11/30/10 12:05	460-00-4	
8260/5035A Volatile Organics	Analytical Method: EPA 8260							
Benzene	ND	ug/kg	4.0	1		12/16/10 17:31	71-43-2	
Ethylbenzene	ND	ug/kg	4.0	1		12/16/10 17:31	100-41-4	
Toluene	ND	ug/kg	4.0	1		12/16/10 17:31	108-88-3	
Xylene (Total)	ND	ug/kg	12.1	1		12/16/10 17:31	1330-20-7	
Dibromofluoromethane (S)	97	%	80-136	1		12/16/10 17:31	1868-53-7	
Toluene-d8 (S)	109	%	80-120	1		12/16/10 17:31	2037-26-5	
4-Bromofluorobenzene (S)	126	%	72-122	1		12/16/10 17:31	460-00-4	S3
1,2-Dichloroethane-d4 (S)	103	%	80-143	1		12/16/10 17:31	17060-07-0	
Percent Moisture	Analytical Method: ASTM D2974-87							
Percent Moisture	**25.7**	%	0.10	1		11/30/10 17:14		

Sample: SPL-8-2 **Lab ID: 255986010** Collected: 12/10/10 10:48 Received: 12/11/10 09:26 Matrix: Solid

Results reported on a "dry-weight" basis

Parameters	Results	Units	Report Limit	DF	Prepared	Analyzed	CAS No.	Qual
NWTPH-Gx GCV	Analytical Method: NWTPH-Gx		Preparation Method: NWTPH-Gx					
Gasoline Range Organics	ND	mg/kg	5.8	1	12/15/10 10:00	12/16/10 09:20		
a,a,a-Trifluorotoluene (S)	80	%	50-150	1	12/15/10 10:00	12/16/10 09:20	98-08-8	
4-Bromofluorobenzene (S)	71	%	50-150	1	12/15/10 10:00	12/16/10 09:20	460-00-4	
8260/5035A Volatile Organics	Analytical Method: EPA 8260							
Benzene	ND	ug/kg	3.4	1		12/16/10 17:50	71-43-2	
Ethylbenzene	ND	ug/kg	3.4	1		12/16/10 17:50	100-41-4	
Toluene	ND	ug/kg	3.4	1		12/16/10 17:50	108-88-3	
Xylene (Total)	ND	ug/kg	10.1	1		12/16/10 17:50	1330-20-7	
Dibromofluoromethane (S)	90	%	80-136	1		12/16/10 17:50	1868-53-7	
Toluene-d8 (S)	106	%	80-120	1		12/16/10 17:50	2037-26-5	
4-Bromofluorobenzene (S)	118	%	72-122	1		12/16/10 17:50	460-00-4	
1,2-Dichloroethane-d4 (S)	96	%	80-143	1		12/16/10 17:50	17060-07-0	
Percent Moisture	Analytical Method: ASTM D2974-87							
Percent Moisture	**12.0**	%	0.10	1		11/30/10 17:15		

This report shall not be reproduced, except in full,
without the written consent of Pace Analytical Services, Inc..

Pace Analytical Services, Inc.
940 South Harney
Seattle, WA 98108
(206)767-5060

ANALYTICAL RESULTS

Project: East Bay Redevelopment 138130
Pace Project No.: 255986

Sample: TB-1318558 **Lab ID: 255986011** Collected: 12/10/10 00:00 Received: 12/11/10 09:26 Matrix: Solid

Results reported on a "wet-weight" basis

Parameters	Results	Units	Report Limit	DF	Prepared	Analyzed	CAS No.	Qual
NWTPH-Gx GCV	Analytical Method: NWTPH-Gx		Preparation Method: NWTPH-Gx					
Gasoline Range Organics	ND	mg/kg	5.0	1	12/15/10 10:00	12/16/10 09:44		
a,a,a-Trifluorotoluene (S)	92	%	50-150	1	12/15/10 10:00	12/16/10 09:44	98-08-8	
4-Bromofluorobenzene (S)	81	%	50-150	1	12/15/10 10:00	12/16/10 09:44	460-00-4	
8260/5035A Volatile Organics	Analytical Method: EPA 8260							
Benzene	ND	ug/kg	3.0	1		12/16/10 12:18	71-43-2	
Ethylbenzene	ND	ug/kg	3.0	1		12/16/10 12:18	100-41-4	
Toluene	ND	ug/kg	3.0	1		12/16/10 12:18	108-88-3	
Xylene (Total)	ND	ug/kg	9.0	1		12/16/10 12:18	1330-20-7	
Dibromofluoromethane (S)	104	%	80-136	1		12/16/10 12:18	1868-53-7	
Toluene-d8 (S)	100	%	80-120	1		12/16/10 12:18	2037-26-5	
4-Bromofluorobenzene (S)	109	%	72-122	1		12/16/10 12:18	460-00-4	
1,2-Dichloroethane-d4 (S)	107	%	80-143	1		12/16/10 12:18	17060-07-0	

This report shall not be reproduced, except in full,
without the written consent of Pace Analytical Services, Inc..

Pace Analytical Services, Inc.
940 South Harney
Seattle, WA 98108
(206)767-5060

QUALITY CONTROL DATA

Project: East Bay Redevelopment 138130
Pace Project No.: 255986

QC Batch: GCV/2080 Analysis Method: NWTPH-Gx
QC Batch Method: NWTPH-Gx Analysis Description: NWTPH-Gx Solid GCV
Associated Lab Samples: 255986001, 255986002, 255986003, 255986004, 255986005, 255986006, 255986007, 255986008, 255986009, 255986010, 255986011

METHOD BLANK: 52268 Matrix: Solid
Associated Lab Samples: 255986001, 255986002, 255986003, 255986004, 255986005, 255986006, 255986007, 255986008, 255986009, 255986010, 255986011

Parameter	Units	Blank Result	Reporting Limit	Analyzed	Qualifiers
Gasoline Range Organics	mg/kg	ND	5.0	12/15/10 20:24	
4-Bromofluorobenzene (S)	%	101	50-150	12/15/10 20:24	
a,a,a-Trifluorotoluene (S)	%	109	50-150	12/15/10 20:24	

LABORATORY CONTROL SAMPLE: 52269

Parameter	Units	Spike Conc.	LCS Result	LCS % Rec	% Rec Limits	Qualifiers
Gasoline Range Organics	mg/kg	12.5	12.6	101	54-156	
4-Bromofluorobenzene (S)	%			122	50-150	
a,a,a-Trifluorotoluene (S)	%			117	50-150	

SAMPLE DUPLICATE: 52395

Parameter	Units	255986006 Result	Dup Result	RPD	Qualifiers
Gasoline Range Organics	mg/kg	ND	.77J		
4-Bromofluorobenzene (S)	%	76	79	5	
a,a,a-Trifluorotoluene (S)	%	86	88	2	

SAMPLE DUPLICATE: 52396

Parameter	Units	255986008 Result	Dup Result	RPD	Qualifiers
Gasoline Range Organics	mg/kg	ND	1.3J		
4-Bromofluorobenzene (S)	%	73	78	8	
a,a,a-Trifluorotoluene (S)	%	84	85	1	

This report shall not be reproduced, except in full,
without the written consent of Pace Analytical Services, Inc..

Pace Analytical Services, Inc.
940 South Harney
Seattle, WA 98108
(206)767-5060

QUALITY CONTROL DATA

Project: East Bay Redevelopment 138130
Pace Project No.: 255986

QC Batch: MSV/3610 Analysis Method: EPA 8260
QC Batch Method: EPA 8260 Analysis Description: 8260 MSV 5035A Volatile Organics
Associated Lab Samples: 255986001, 255986002, 255986003, 255986005, 255986006, 255986007, 255986008, 255986009, 255986010, 255986011

METHOD BLANK: 52353 Matrix: Solid
Associated Lab Samples: 255986001, 255986002, 255986003, 255986005, 255986006, 255986007, 255986008, 255986009, 255986010, 255986011

Parameter	Units	Blank Result	Reporting Limit	Analyzed	Qualifiers
Benzene	ug/kg	ND	3.0	12/16/10 11:59	
Ethylbenzene	ug/kg	ND	3.0	12/16/10 11:59	
Toluene	ug/kg	ND	3.0	12/16/10 11:59	
Xylene (Total)	ug/kg	ND	9.0	12/16/10 11:59	
1,2-Dichloroethane-d4 (S)	%	108	80-143	12/16/10 11:59	
4-Bromofluorobenzene (S)	%	104	72-122	12/16/10 11:59	
Dibromofluoromethane (S)	%	106	80-136	12/16/10 11:59	
Toluene-d8 (S)	%	104	80-120	12/16/10 11:59	

LABORATORY CONTROL SAMPLE & LCSD: 52354 52355

Parameter	Units	Spike Conc.	LCS Result	LCSD Result	LCS % Rec	LCSD % Rec	% Rec Limits	RPD	Max RPD	Qualifiers
Benzene	ug/kg	50	56.0	53.3	112	107	75-133	5	30	
Ethylbenzene	ug/kg	50	55.9	52.8	112	106	68-131	6	30	
Toluene	ug/kg	50	56.9	55.3	114	111	73-124	3	30	
Xylene (Total)	ug/kg	150	165	155	110	103	68-130	7	30	
1,2-Dichloroethane-d4 (S)	%				102	102	80-143			
4-Bromofluorobenzene (S)	%				105	110	72-122			
Dibromofluoromethane (S)	%				105	101	80-136			
Toluene-d8 (S)	%				112	111	80-120			

This report shall not be reproduced, except in full,
without the written consent of Pace Analytical Services, Inc..

Pace Analytical Services, Inc.
940 South Harney
Seattle, WA 98108
(206)767-5060

QUALITY CONTROL DATA

Project: East Bay Redevelopment 138130
Pace Project No.: 255986

QC Batch: MSV/3636
QC Batch Method: EPA 8260
Analysis Method: EPA 8260
Analysis Description: 8260 MSV 5035A Volatile Organics
Associated Lab Samples: 255986004

METHOD BLANK: 52906 Matrix: Solid
Associated Lab Samples: 255986004

Parameter	Units	Blank Result	Reporting Limit	Analyzed	Qualifiers
Benzene	ug/kg	ND	3.0	12/21/10 13:29	
Ethylbenzene	ug/kg	ND	3.0	12/21/10 13:29	
Toluene	ug/kg	ND	3.0	12/21/10 13:29	
Xylene (Total)	ug/kg	ND	9.0	12/21/10 13:29	
1,2-Dichloroethane-d4 (S)	%	106	80-143	12/21/10 13:29	
4-Bromofluorobenzene (S)	%	109	72-122	12/21/10 13:29	
Dibromofluoromethane (S)	%	91	80-136	12/21/10 13:29	
Toluene-d8 (S)	%	123	80-120	12/21/10 13:29	S3

LABORATORY CONTROL SAMPLE & LCSD: 52907 52908

Parameter	Units	Spike Conc.	LCS Result	LCSD Result	LCS % Rec	LCSD % Rec	% Rec Limits	RPD	Max RPD	Qualifiers
Benzene	ug/kg	50	49.2	48.1	98	96	75-133	2	30	
Ethylbenzene	ug/kg	50	61.8	60.1	124	120	68-131	3	30	
Toluene	ug/kg	50	64.4	62.7	129	125	73-124	3	30	L3
Xylene (Total)	ug/kg	150	177	174	118	116	68-130	2	30	
1,2-Dichloroethane-d4 (S)	%				102	102	80-143			
4-Bromofluorobenzene (S)	%				113	116	72-122			
Dibromofluoromethane (S)	%				96	93	80-136			
Toluene-d8 (S)	%				126	125	80-120			S0

This report shall not be reproduced, except in full,
without the written consent of Pace Analytical Services, Inc..

Pace Analytical Services, Inc.
940 South Harney
Seattle, WA 98108
(206)767-5060

QUALIFIERS

Project: East Bay Redevelopment 138130
Pace Project No.: 255986

DEFINITIONS

DF - Dilution Factor, if reported, represents the factor applied to the reported data due to changes in sample preparation, dilution of the sample aliquot, or moisture content.

ND - Not Detected at or above adjusted reporting limit.

J - Estimated concentration above the adjusted method detection limit and below the adjusted reporting limit.

MDL - Adjusted Method Detection Limit.

S - Surrogate

1,2-Diphenylhydrazine (8270 listed analyte) decomposes to Azobenzene.

Consistent with EPA guidelines, unrounded data are displayed and have been used to calculate % recovery and RPD values.

LCS(D) - Laboratory Control Sample (Duplicate)

MS(D) - Matrix Spike (Duplicate)

DUP - Sample Duplicate

RPD - Relative Percent Difference

NC - Not Calculable.

SG - Silica Gel Clean-Up

N-Nitrosodiphenylamine decomposes and cannot be separated from Diphenylamine using Method 8270. The result reported for each analyte is a combined concentration.

Pace Analytical is NELAP accredited. Contact your Pace PM for the current list of accredited analytes.

LABORATORIES

PASI-S	Pace Analytical Services - Seattle

ANALYTE QUALIFIERS

L3	Analyte recovery in the laboratory control sample (LCS) exceeded QC limits. Analyte presence below reporting limits in associated samples. Results unaffected by high bias.
S0	Surrogate recovery outside laboratory control limits.
S3	Surrogate recovery exceeded laboratory control limits. Analyte presence below reporting limits in associated samples. Results unaffected by high bias.

This report shall not be reproduced, except in full,
without the written consent of Pace Analytical Services, Inc..

Pace Analytical Services, Inc.
940 South Harney
Seattle, WA 98108
(206)767-5060

QUALITY CONTROL DATA CROSS REFERENCE TABLE

Project: East Bay Redevelopment 138130
Pace Project No.: 255986

Lab ID	Sample ID	QC Batch Method	QC Batch	Analytical Method	Analytical Batch
255986001	**SPL-6-1**	NWTPH-Gx	GCV/2080	NWTPH-Gx	GCV/2084
255986002	**SPL-6-2**	NWTPH-Gx	GCV/2080	NWTPH-Gx	GCV/2084
255986003	**SPL-6-3**	NWTPH-Gx	GCV/2080	NWTPH-Gx	GCV/2084
255986004	**SPL-6-4**	NWTPH-Gx	GCV/2080	NWTPH-Gx	GCV/2084
255986005	**SPL-6-5**	NWTPH-Gx	GCV/2080	NWTPH-Gx	GCV/2084
255986006	**SPL-9-1**	NWTPH-Gx	GCV/2080	NWTPH-Gx	GCV/2084
255986007	**SPL-9-2**	NWTPH-Gx	GCV/2080	NWTPH-Gx	GCV/2084
255986008	**SPL-9-3**	NWTPH-Gx	GCV/2080	NWTPH-Gx	GCV/2084
255986009	**SPL-8-1**	NWTPH-Gx	GCV/2080	NWTPH-Gx	GCV/2084
255986010	**SPL-8-2**	NWTPH-Gx	GCV/2080	NWTPH-Gx	GCV/2084
255986011	**TB-1318558**	NWTPH-Gx	GCV/2080	NWTPH-Gx	GCV/2084
255986001	**SPL-6-1**	EPA 8260	MSV/3610		
255986002	**SPL-6-2**	EPA 8260	MSV/3610		
255986003	**SPL-6-3**	EPA 8260	MSV/3610		
255986004	**SPL-6-4**	EPA 8260	MSV/3636		
255986005	**SPL-6-5**	EPA 8260	MSV/3610		
255986006	**SPL-9-1**	EPA 8260	MSV/3610		
255986007	**SPL-9-2**	EPA 8260	MSV/3610		
255986008	**SPL-9-3**	EPA 8260	MSV/3610		
255986009	**SPL-8-1**	EPA 8260	MSV/3610		
255986010	**SPL-8-2**	EPA 8260	MSV/3610		
255986011	**TB-1318558**	EPA 8260	MSV/3610		
255986001	**SPL-6-1**	ASTM D2974-87	PMST/1450		
255986002	**SPL-6-2**	ASTM D2974-87	PMST/1450		
255986003	**SPL-6-3**	ASTM D2974-87	PMST/1450		
255986004	**SPL-6-4**	ASTM D2974-87	PMST/1450		
255986005	**SPL-6-5**	ASTM D2974-87	PMST/1450		
255986006	**SPL-9-1**	ASTM D2974-87	PMST/1450		
255986007	**SPL-9-2**	ASTM D2974-87	PMST/1450		
255986008	**SPL-9-3**	ASTM D2974-87	PMST/1450		
255986009	**SPL-8-1**	ASTM D2974-87	PMST/1450		
255986010	**SPL-8-2**	ASTM D2974-87	PMST/1450		

This report shall not be reproduced, except in full,
without the written consent of Pace Analytical Services, Inc..

Sample Condition Upon Receipt

Pace Analytical

Client Name: Brown & Caldwell Project # 255986

Courier: ☑ Fed Ex ☐ UPS ☐ USPS ☐ Client ☐ Commercial ☐ Pace Other _____

Tracking #: 8738 8211 4970

Custody Seal on Cooler/Box Present: ☑ Yes ☐ No Seals intact: ☑ Yes ☐ No

Packing Material: ☑ Bubble Wrap ☐ Bubble Bags ☐ None ☐ Other _____ Temp. Blank (Yes) ____ No ____

Thermometer Used 132013 or 101731962 or 226099 Type of Ice: (Wet) Blue None ☐ Samples on ice, cooling process has begun

Cooler Temperature 0.7 Biological Tissue is Frozen: Yes No

Temp should be above freezing ≤ 6°C

Date and Initials of person examining contents: NS 12/10/10

Comments:

Chain of Custody Present:	☑Yes ☐No ☐N/A	1.
Chain of Custody Filled Out:	☑Yes ☐No ☐N/A	2.
Chain of Custody Relinquished:	☑Yes ☐No ☐N/A	3.
Sampler Name & Signature on COC:	☑Yes ☐No ☐N/A	4.
Samples Arrived within Hold Time:	☑Yes ☐No ☐N/A	5.
Short Hold Time Analysis (<72hr):	☐Yes ☑No ☐N/A	6.
Rush Turn Around Time Requested:	☐Yes ☑No ☐N/A	7.
Sufficient Volume:	☑Yes ☐No ☐N/A	8. No containers for dry weight. RSM 12/13/10
Correct Containers Used:	☑Yes ☐No ☐N/A	9.
-Pace Containers Used:	☑Yes ☐No ☐N/A	
Containers Intact:	☑Yes ☐No ☐N/A	10.
Filtered volume received for Dissolved tests	☐Yes ☐No ☑N/A	11.
Sample Labels match COC: -Includes date/time/ID/Analysis Matrix: Soil	☑Yes ☐No ☐N/A	12.
All containers needing preservation have been checked.	☐Yes ☐No ☑N/A	13. No soil jars received for % moisture.
All containers needing preservation are found to be in compliance with EPA recommendation. Exceptions: VOA, coliform, TOC, O&G	☐Yes ☐No ☑N/A	Initial when completed / Lot # of added preservative
Samples checked for dechlorination:	☐Yes ☐No ☑N/A	14.
Headspace in VOA Vials (>6mm):	☐Yes ☐No ☑N/A	15.
Trip Blanks Present:	☐Yes ☑No ☐N/A	16.
Trip Blank Custody Seals Present	☐Yes ☐No ☑N/A	
Pace Trip Blank Lot # (if purchased):		

Client Notification/ Resolution: Field Data Required? Y / N

Person Contacted: John Turk Date/Time: 12/13/10 10:52

Comments/ Resolution:

Per John - please use dryweight results for QC from 255812. QC 12/13/10

Project Manager Review: JENNI GROSS Date: 12/13/10

Note: Whenever there is a discrepancy affecting North Carolina compliance samples, a copy of this form will be sent to the North Carolina DEHNR Certification Office (i.e out of hold, incorrect preservative, out of temp, incorrect containers)

Pace Analytical®
www.pacelabs.com

CHAIN-OF-CUSTODY / Analytical Request Document

The Chain-of-Custody is a LEGAL DOCUMENT. All relevant fields must be completed accurately.

Page: of 1318558

Section A Required Client Information:

Company:	BROWN AND CALDWELL
Address:	724 COLUMBIA ST NW #420
	OLYMPIA, WA 98501
Email To:	jturk@brwncald.com
Phone:	360 943 7525
Fax:	360 943 7513
Requested Due Date/TAT:	10-day

Section B Required Project Information:

Report To:	Jon Turk
Copy To:	Josh Johnson
Purchase Order No.:	
Project Name:	EAST BAY REDEVELOPMENT
Project Number:	138130

Section C Invoice Information:

Attention:	Jon Turk
Company Name:	See A
Address:	
Pace Quote Reference:	
Pace Project Manager:	
Pace Profile #:	

REGULATORY AGENCY

☐ NPDES ☐ GROUND WATER ☐ DRINKING WATER
☐ UST ☐ RCRA ☑ OTHER ECY

Site Location STATE: WA

Section D Required Client Information

Matrix Codes (MATRIX / CODE)

Drinking Water	DW
Water	WT
Waste Water	WW
Product	P
Soil/Solid	SL
Oil	OL
Wipe	WP
Air	AR
Tissue	TS
Other	OT

SAMPLE ID (A-Z, 0-9 / ,-) Sample IDs MUST BE UNIQUE

Requested Analysis Filtered (Y/N)

ITEM #	SAMPLE ID	MATRIX CODE (see valid codes to left)	SAMPLE TYPE (G=GRAB C=COMP)	COLLECTED: COMPOSITE START DATE	COMPOSITE START TIME	COMPOSITE END/GRAB DATE	COMPOSITE END/GRAB TIME	SAMPLE TEMP AT COLLECTION	# OF CONTAINERS	Preservatives: Unpreserved	H_2SO_4	HNO_3	HCl	NaOH	$Na_2S_2O_3$	Methanol	Other	Analysis Test Y/N	Analysis Test: BTEX, TPH-G	Residual Chlorine (Y/N)	Pace Project No./ Lab I.D.
1	SPL-6-1	SL	G			12-10-10	10:30		3							X	X		X		255986
2	SPL-6-2	↓	↓			↓	10:50		↓							↓	↓		↓		
3	SPL-6-3						10:40														
4	SPL-6-4						10:40														
5	SPL-6-5						10:40														
6	SPL-9-1						10:55														
7	SPL-9-2						10:55														
8	SPL-9-3						10:00														
9	SPL-8-1						10:45														
10	SPL-8-2	↓	↓			↓	10:48		↓							↓	↓		↓		
11	TB-1318558	OT				—	—									↓	↓		↓		
12																					

ADDITIONAL COMMENTS	RELINQUISHED BY / AFFILIATION	DATE	TIME	ACCEPTED BY / AFFILIATION	DATE	TIME	SAMPLE CONDITIONS			
Temp Blank Included	J Turk (BC)	12/10/10	14:30	Custody Seal						
				Jyothi Sivam/PACE	12/11/10	0926	0.7	Y	Y	Y

ORIGINAL

SAMPLER NAME AND SIGNATURE

PRINT Name of SAMPLER: Jon Turk

SIGNATURE of SAMPLER: J Turk

DATE Signed (MM/DD/YY): 12/10/10

Temp in °C | Received on Ice (Y/N) | Custody Sealed Cooler (Y/N) | Samples Intact (Y/N)

*Important Note: By signing this form you are accepting Pace's NET 30 day payment terms and agreeing to late charges of 1.5% per month for any invoices not paid within 30 days.

Sample Container Count

CLIENT: Brown + Caldwell

Pace Analytical
www.pacelabs.com

255986

COC PAGE 1 of 1
COC ID# 1318558

Sample Line Item	VG9H	AG1H	AG1U	BG1H	BP1U	BP2U	BP3U	BP2N	BP2S	WGFU	WGKU	DG9M	VGAW		Comments
1												1	2		
2															
3															
4															
5															
6															
7															
8															
9															
10															
11															
12															Trip Blank? Yes

AG1H	1 liter HCL amber glass		BP2S	500mL H2SO4 plastic		JGFU	4oz unpreserved amber wide
AG1U	1liter unpreserved amber glass		BP2U	500mL unpreserved plastic		R	terra core kit
AG2S	500mL H2SO4 amber glass		BP2Z	500mL NaOH, Zn Ac		U	Summa Can
AG2U	500mL unpreserved amber glass		BP3C	250mL NaOH plastic		VG9H	40mL HCL clear vial
AG3S	250mL H2SO4 amber glass		BP3N	250mL HNO3 plastic		VG9T	40mL Na Thio. clear vial
BG1H	1 liter HCL clear glass		BP3S	250mL H2SO4 plastic		VG9U	40mL unpreserved **clear** vial
BG1U	1 liter unpreserved glass		BP3U	250mL unpreserved plastic		VG9W	40mL glass vial preweighted (EPA 5035)
BP1N	1 liter HNO3 plastic		DG9B	40mL Na Bisulfate amber vial		VSG	Headspace septa vial & HCL
BP1S	1 liter H2SO4 plastic		DG9H	40mL HCL amber voa vial		WGFU	4oz clear soil jar
BP1U	1 liter unpreserved plastic		DG9M	40mL MeOH clear vial		WGFX	4oz wide jar w/hexane wipe
BP1Z	1 liter NaOH, Zn, Ac		DG9T	40mL Na Thio amber vial		ZPLC	Ziploc Bag
BP2N	500mL HNO3 plastic		DG9U	40mL unpreserved **amber** vial			
BP2O	500mL NaOH plastic		I	Wipe/Swab			

255986

Pace Analytical Services, Inc.
940 South Harney
Seattle, WA 98108
(206)767-5060

December 09, 2010

Joshua Johnson
Brown & Caldwell
724 Columbia St. NW#420
Olympia, WA 98501

RE: Project: East Bay Redevelopment 138130
Pace Project No.: 255818

Dear Joshua Johnson:
Enclosed are the analytical results for sample(s) received by the laboratory on November 24, 2010. The results relate only to the samples included in this report. Results reported herein conform to the most current NELAC standards, where applicable, unless otherwise narrated in the body of the report.

If you have any questions concerning this report, please feel free to contact me.

Sincerely,

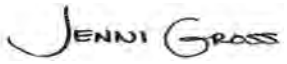

Jennifer Gross

jennifer.gross@pacelabs.com
Project Manager

Enclosures

REPORT OF LABORATORY ANALYSIS

This report shall not be reproduced, except in full,
without the written consent of Pace Analytical Services, Inc..

Pace Analytical Services, Inc.
940 South Harney
Seattle, WA 98108
(206)767-5060

CERTIFICATIONS

Project: East Bay Redevelopment 138130
Pace Project No.: 255818

Minnesota Certification IDs

1700 Elm Street SE Suite 200, Minneapolis, MN 55414
Alaska Certification #: UST-078
Alaska Certification #MN00064
Arizona Certification #: AZ-0014
Arkansas Certification #: 88-0680
California Certification #: 01155CA
EPA Region 8 Certification #: Pace
Florida/NELAP Certification #: E87605
Georgia Certification #: 959
Idaho Certification #: MN00064
Illinois Certification #: 200011
Iowa Certification #: 368
Kansas Certification #: E-10167
Louisiana Certification #: 03086
Louisiana Certification #: LA080009
Maine Certification #: 2007029
Maryland Certification #: 322
Michigan DEQ Certification #: 9909
Minnesota Certification #: 027-053-137
Mississippi Certification #: Pace
Montana Certification #: MT CERT0092
Nevada Certification #: MN_00064
Nebraska Certification #: Pace
New Jersey Certification #: MN-002
New Mexico Certification #: Pace
New York Certification #: 11647
North Carolina Certification #: 530
North Dakota Certification #: R-036
North Dakota Certification #: R-036A
Ohio VAP Certification #: CL101
Oklahoma Certification #: D9921
Oklahoma Certification #: 9507
Oregon Certification #: MN200001
Pennsylvania Certification #: 68-00563
Puerto Rico Certification
Tennessee Certification #: 02818
Texas Certification #: T104704192
Washington Certification #: C754
Wisconsin Certification #: 999407970

Washington Certification IDs

940 South Harney Street, Seattle, WA 98108
Alaska CS Certification #: UST-025
Alaska Drinking Water VOC Certification #: WA01230
Alaska Drinking Water Micro Certification #: WA01230
California Certification #: 01153CA
Florida/NELAP Certification #: E87617
Oregon Certification #: WA200007
Washington Certification #: C1229

This report shall not be reproduced, except in full,
without the written consent of Pace Analytical Services, Inc..

Pace Analytical Services, Inc.
940 South Harney
Seattle, WA 98108
(206)767-5060

SAMPLE ANALYTE COUNT

Project: East Bay Redevelopment 138130
Pace Project No.: 255818

Lab ID	Sample ID	Method	Analysts	Analytes Reported	Laboratory
255818001	**SPL-7-1**	NWTPH-Dx	DMT	4	PASI-S
		NWTPH-Gx	AY1	3	PASI-S
		EPA 6020	RJS	5	PASI-M
		EPA 8270 by SIM	DMT	20	PASI-S
		EPA 8260	LPM	8	PASI-S
		ASTM D2974-87	DMT	1	PASI-S
255818002	**SPL-7-2**	NWTPH-Dx	DMT	4	PASI-S
		NWTPH-Gx	AY1	3	PASI-S
		EPA 6020	RJS	5	PASI-M
		EPA 8270 by SIM	DMT	20	PASI-S
		EPA 8260	LPM	8	PASI-S
		ASTM D2974-87	DMT	1	PASI-S
255818003	**SPL-7-3**	NWTPH-Dx	DMT	4	PASI-S
		NWTPH-Gx	AY1	3	PASI-S
		EPA 6020	RJS	5	PASI-M
		EPA 8270 by SIM	DMT	20	PASI-S
		EPA 8260	LPM	8	PASI-S
		ASTM D2974-87	DMT	1	PASI-S
255818004	**SPL-7-4**	NWTPH-Dx	DMT	4	PASI-S
		NWTPH-Gx	AY1	3	PASI-S
		EPA 6020	RJS	5	PASI-M
		EPA 8270 by SIM	DMT	20	PASI-S
		EPA 8260	LPM	8	PASI-S
		ASTM D2974-87	DMT	1	PASI-S
255818005	**SPL-6-1**	NWTPH-Gx	AY1	3	PASI-S
		ASTM D2974-87	DMT	1	PASI-S
255818006	**SPL-6-2**	NWTPH-Gx	AY1	3	PASI-S
		ASTM D2974-87	DMT	1	PASI-S
255818007	**SPL-6-3**	NWTPH-Gx	AY1	3	PASI-S
		ASTM D2974-87	DMT	1	PASI-S
255818008	**SPL-6-4**	NWTPH-Gx	AY1	3	PASI-S
		ASTM D2974-87	DMT	1	PASI-S
255818009	**SPL-6-5**	NWTPH-Gx	AY1	3	PASI-S
		ASTM D2974-87	DMT	1	PASI-S
255818010	**SPL-9-1**	NWTPH-Gx	AY1	3	PASI-S
		ASTM D2974-87	DMT	1	PASI-S
255818011	**SPL-9-2**	NWTPH-Gx	AY1	3	PASI-S

This report shall not be reproduced, except in full,
without the written consent of Pace Analytical Services, Inc..

Pace Analytical Services, Inc.
940 South Harney
Seattle, WA 98108
(206)767-5060

SAMPLE ANALYTE COUNT

Project: East Bay Redevelopment 138130
Pace Project No.: 255818

Lab ID	Sample ID	Method	Analysts	Analytes Reported	Laboratory
		ASTM D2974-87	DMT	1	PASI-S
255818012	**SPL-9-3**	NWTPH-Gx	AY1	3	PASI-S
		ASTM D2974-87	DMT	1	PASI-S
255818013	**SPL-8-1**	NWTPH-Gx	AY1	3	PASI-S
		ASTM D2974-87	DMT	1	PASI-S
255818014	**SPL-8-2**	NWTPH-Gx	AY1	3	PASI-S
		ASTM D2974-87	DMT	1	PASI-S
255818015	**SPL-8-3**	NWTPH-Gx	AY1	3	PASI-S
		EPA 8260	LPM	8	PASI-S
		ASTM D2974-87	DMT	1	PASI-S
255818016	**TB-1318561**	NWTPH-Gx	AY1	3	PASI-S
		EPA 8260	LPM	8	PASI-S
255818017	**SPL-7-5**	NWTPH-Gx	AY1	3	PASI-S
		EPA 8260	LPM	8	PASI-S
		ASTM D2974-87	DMT	1	PASI-S

This report shall not be reproduced, except in full,
without the written consent of Pace Analytical Services, Inc..

Pace Analytical Services, Inc.
940 South Harney
Seattle, WA 98108
(206)767-5060

ANALYTICAL RESULTS

Project: East Bay Redevelopment 138130
Pace Project No.: 255818

Sample: SPL-7-1 **Lab ID: 255818001** Collected: 11/22/10 14:46 Received: 11/24/10 14:08 Matrix: Solid

Results reported on a "dry-weight" basis

Parameters	Results	Units	Report Limit	DF	Prepared	Analyzed	CAS No.	Qual
NWTPH-Dx GCS SG	Analytical Method: NWTPH-Dx Preparation Method: EPA 3546							
Diesel Range SG	ND	mg/kg	24.5	1	12/01/10 12:45	12/04/10 00:33		
Motor Oil Range SG	ND	mg/kg	98.1	1	12/01/10 12:45	12/04/10 00:33	64742-65-0	
n-Octacosane (S) SG	106	%	50-150	1	12/01/10 12:45	12/04/10 00:33	630-02-4	
o-Terphenyl (S) SG	98	%	50-150	1	12/01/10 12:45	12/04/10 00:33	84-15-1	
NWTPH-Gx GCV	Analytical Method: NWTPH-Gx Preparation Method: NWTPH-Gx							
Gasoline Range Organics	ND	mg/kg	7.3	1	12/01/10 17:00	12/01/10 21:45		
a,a,a-Trifluorotoluene (S)	116	%	50-150	1	12/01/10 17:00	12/01/10 21:45	98-08-8	
4-Bromofluorobenzene (S)	124	%	50-150	1	12/01/10 17:00	12/01/10 21:45	460-00-4	
6020 MET ICPMS	Analytical Method: EPA 6020							
Arsenic	**5.4**	mg/kg	0.62	20	12/03/10 11:02	12/07/10 01:09	7440-38-2	
Cadmium	**0.47**	mg/kg	0.099	20	12/03/10 11:02	12/07/10 01:09	7440-43-9	
Copper	**12.2**	mg/kg	0.62	20	12/03/10 11:02	12/07/10 01:09	7440-50-8	M6
Lead	**10**	mg/kg	0.62	20	12/03/10 11:02	12/07/10 01:09	7439-92-1	M6
Nickel	**16.0**	mg/kg	0.62	20	12/03/10 11:02	12/07/10 01:09	7440-02-0	M6
8270 MSSV PAH by SIM	Analytical Method: EPA 8270 by SIM Preparation Method: EPA 3546							
Acenaphthene	ND	ug/kg	8.8	1	12/01/10 13:30	12/08/10 15:12	83-32-9	
Acenaphthylene	ND	ug/kg	8.8	1	12/01/10 13:30	12/08/10 15:12	208-96-8	
Anthracene	ND	ug/kg	8.8	1	12/01/10 13:30	12/08/10 15:12	120-12-7	
Benzo(a)anthracene	ND	ug/kg	8.8	1	12/01/10 13:30	12/08/10 15:12	56-55-3	
Benzo(a)pyrene	ND	ug/kg	8.8	1	12/01/10 13:30	12/08/10 15:12	50-32-8	
Benzo(b)fluoranthene	ND	ug/kg	8.8	1	12/01/10 13:30	12/08/10 15:12	205-99-2	
Benzo(g,h,i)perylene	**12.3**	ug/kg	8.8	1	12/01/10 13:30	12/08/10 15:12	191-24-2	
Benzo(k)fluoranthene	ND	ug/kg	8.8	1	12/01/10 13:30	12/08/10 15:12	207-08-9	
Chrysene	ND	ug/kg	8.8	1	12/01/10 13:30	12/08/10 15:12	218-01-9	
Dibenz(a,h)anthracene	**9.9**	ug/kg	8.8	1	12/01/10 13:30	12/08/10 15:12	53-70-3	
Fluoranthene	ND	ug/kg	8.8	1	12/01/10 13:30	12/08/10 15:12	206-44-0	
Fluorene	ND	ug/kg	8.8	1	12/01/10 13:30	12/08/10 15:12	86-73-7	
Indeno(1,2,3-cd)pyrene	**10.6**	ug/kg	8.8	1	12/01/10 13:30	12/08/10 15:12	193-39-5	
1-Methylnaphthalene	ND	ug/kg	8.8	1	12/01/10 13:30	12/08/10 15:12	90-12-0	
2-Methylnaphthalene	ND	ug/kg	8.8	1	12/01/10 13:30	12/08/10 15:12	91-57-6	
Naphthalene	ND	ug/kg	8.8	1	12/01/10 13:30	12/08/10 15:12	91-20-3	
Phenanthrene	ND	ug/kg	8.8	1	12/01/10 13:30	12/08/10 15:12	85-01-8	
Pyrene	ND	ug/kg	8.8	1	12/01/10 13:30	12/08/10 15:12	129-00-0	
2-Fluorobiphenyl (S)	67	%	31-131	1	12/01/10 13:30	12/08/10 15:12	321-60-8	
Terphenyl-d14 (S)	70	%	30-133	1	12/01/10 13:30	12/08/10 15:12	1718-51-0	
8260/5035A Volatile Organics	Analytical Method: EPA 8260							
Benzene	ND	ug/kg	3.6	1		11/30/10 14:53	71-43-2	
Ethylbenzene	ND	ug/kg	3.6	1		11/30/10 14:53	100-41-4	
Toluene	ND	ug/kg	3.6	1		11/30/10 14:53	108-88-3	
Xylene (Total)	ND	ug/kg	10.9	1		11/30/10 14:53	1330-20-7	
Dibromofluoromethane (S)	105	%	80-136	1		11/30/10 14:53	1868-53-7	

This report shall not be reproduced, except in full,
without the written consent of Pace Analytical Services, Inc..

Pace Analytical Services, Inc.
940 South Harney
Seattle, WA 98108
(206)767-5060

ANALYTICAL RESULTS

Project: East Bay Redevelopment 138130
Pace Project No.: 255818

Sample: SPL-7-1 **Lab ID: 255818001** Collected: 11/22/10 14:46 Received: 11/24/10 14:08 Matrix: Solid

Results reported on a "dry-weight" basis

Parameters	Results	Units	Report Limit	DF	Prepared	Analyzed	CAS No.	Qual
8260/5035A Volatile Organics	Analytical Method: EPA 8260							
Toluene-d8 (S)	102	%	80-120	1		11/30/10 14:53	2037-26-5	
4-Bromofluorobenzene (S)	118	%	72-122	1		11/30/10 14:53	460-00-4	
1,2-Dichloroethane-d4 (S)	100	%	80-143	1		11/30/10 14:53	17060-07-0	
Percent Moisture	Analytical Method: ASTM D2974-87							
Percent Moisture	**24.1**	%	0.10	1		11/30/10 18:59		

Sample: SPL-7-2 **Lab ID: 255818002** Collected: 11/22/10 14:40 Received: 11/24/10 14:08 Matrix: Solid

Results reported on a "dry-weight" basis

Parameters	Results	Units	Report Limit	DF	Prepared	Analyzed	CAS No.	Qual
NWTPH-Dx GCS SG	Analytical Method: NWTPH-Dx Preparation Method: EPA 3546							
Diesel Range SG	**86.1**	mg/kg	63.2	1	12/01/10 12:45	12/04/10 01:39		
Motor Oil Range SG	ND	mg/kg	253	1	12/01/10 12:45	12/04/10 01:39	64742-65-0	
n-Octacosane (S) SG	105	%	50-150	1	12/01/10 12:45	12/04/10 01:39	630-02-4	
o-Terphenyl (S) SG	94	%	50-150	1	12/01/10 12:45	12/04/10 01:39	84-15-1	
NWTPH-Gx GCV	Analytical Method: NWTPH-Gx Preparation Method: NWTPH-Gx							
Gasoline Range Organics	ND	mg/kg	30.9	1	12/01/10 17:00	12/01/10 22:08		
a,a,a-Trifluorotoluene (S)	97	%	50-150	1	12/01/10 17:00	12/01/10 22:08	98-08-8	
4-Bromofluorobenzene (S)	94	%	50-150	1	12/01/10 17:00	12/01/10 22:08	460-00-4	
6020 MET ICPMS	Analytical Method: EPA 6020							
Arsenic	**2.7**	mg/kg	1.4	20	12/03/10 11:02	12/07/10 01:27	7440-38-2	
Cadmium	ND	mg/kg	0.22	20	12/03/10 11:02	12/07/10 01:27	7440-43-9	
Copper	**12.5**	mg/kg	1.4	20	12/03/10 11:02	12/07/10 01:27	7440-50-8	
Lead	**18.8**	mg/kg	1.4	20	12/03/10 11:02	12/07/10 01:27	7439-92-1	
Nickel	**5.7**	mg/kg	1.4	20	12/03/10 11:02	12/07/10 01:27	7440-02-0	
8270 MSSV PAH by SIM	Analytical Method: EPA 8270 by SIM Preparation Method: EPA 3546							
Acenaphthene	**197**	ug/kg	21.2	1	12/01/10 13:30	12/08/10 16:17	83-32-9	
Acenaphthylene	ND	ug/kg	21.2	1	12/01/10 13:30	12/08/10 16:17	208-96-8	
Anthracene	**88.3**	ug/kg	21.2	1	12/01/10 13:30	12/08/10 16:17	120-12-7	
Benzo(a)anthracene	**54.0**	ug/kg	21.2	1	12/01/10 13:30	12/08/10 16:17	56-55-3	
Benzo(a)pyrene	**42.1**	ug/kg	21.2	1	12/01/10 13:30	12/08/10 16:17	50-32-8	
Benzo(b)fluoranthene	**32.5**	ug/kg	21.2	1	12/01/10 13:30	12/08/10 16:17	205-99-2	
Benzo(g,h,i)perylene	**26.4**	ug/kg	21.2	1	12/01/10 13:30	12/08/10 16:17	191-24-2	
Benzo(k)fluoranthene	**37.9**	ug/kg	21.2	1	12/01/10 13:30	12/08/10 16:17	207-08-9	
Chrysene	**70.3**	ug/kg	21.2	1	12/01/10 13:30	12/08/10 16:17	218-01-9	
Dibenz(a,h)anthracene	ND	ug/kg	21.2	1	12/01/10 13:30	12/08/10 16:17	53-70-3	
Fluoranthene	**266**	ug/kg	21.2	1	12/01/10 13:30	12/08/10 16:17	206-44-0	
Fluorene	**133**	ug/kg	21.2	1	12/01/10 13:30	12/08/10 16:17	86-73-7	
Indeno(1,2,3-cd)pyrene	**22.5**	ug/kg	21.2	1	12/01/10 13:30	12/08/10 16:17	193-39-5	

This report shall not be reproduced, except in full,
without the written consent of Pace Analytical Services, Inc..

Pace Analytical Services, Inc.
940 South Harney
Seattle, WA 98108
(206)767-5060

ANALYTICAL RESULTS

Project: East Bay Redevelopment 138130
Pace Project No.: 255818

Sample: SPL-7-2 **Lab ID: 255818002** Collected: 11/22/10 14:40 Received: 11/24/10 14:08 Matrix: Solid

Results reported on a "dry-weight" basis

Parameters	Results	Units	Report Limit	DF	Prepared	Analyzed	CAS No.	Qual
8270 MSSV PAH by SIM	Analytical Method: EPA 8270 by SIM Preparation Method: EPA 3546							
1-Methylnaphthalene	**63.9**	ug/kg	21.2	1	12/01/10 13:30	12/08/10 16:17	90-12-0	
2-Methylnaphthalene	**129**	ug/kg	21.2	1	12/01/10 13:30	12/08/10 16:17	91-57-6	
Naphthalene	**271**	ug/kg	21.2	1	12/01/10 13:30	12/08/10 16:17	91-20-3	
Phenanthrene	**256**	ug/kg	21.2	1	12/01/10 13:30	12/08/10 16:17	85-01-8	
Pyrene	**278**	ug/kg	21.2	1	12/01/10 13:30	12/08/10 16:17	129-00-0	
2-Fluorobiphenyl (S)	66	%	31-131	1	12/01/10 13:30	12/08/10 16:17	321-60-8	
Terphenyl-d14 (S)	56	%	30-133	1	12/01/10 13:30	12/08/10 16:17	1718-51-0	
8260/5035A Volatile Organics	Analytical Method: EPA 8260							
Benzene	ND	ug/kg	12.9	1		11/30/10 15:12	71-43-2	
Ethylbenzene	ND	ug/kg	12.9	1		11/30/10 15:12	100-41-4	
Toluene	ND	ug/kg	12.9	1		11/30/10 15:12	108-88-3	
Xylene (Total)	ND	ug/kg	38.6	1		11/30/10 15:12	1330-20-7	
Dibromofluoromethane (S)	114	%	80-136	1		11/30/10 15:12	1868-53-7	
Toluene-d8 (S)	134	%	80-120	1		11/30/10 15:12	2037-26-5	S3
4-Bromofluorobenzene (S)	131	%	72-122	1		11/30/10 15:12	460-00-4	S3
1,2-Dichloroethane-d4 (S)	107	%	80-143	1		11/30/10 15:12	17060-07-0	
Percent Moisture	Analytical Method: ASTM D2974-87							
Percent Moisture	**68.5**	%	0.10	1		11/30/10 18:59		

Sample: SPL-7-3 **Lab ID: 255818003** Collected: 11/22/10 14:50 Received: 11/24/10 14:08 Matrix: Solid

Results reported on a "dry-weight" basis

Parameters	Results	Units	Report Limit	DF	Prepared	Analyzed	CAS No.	Qual
NWTPH-Dx GCS SG	Analytical Method: NWTPH-Dx Preparation Method: EPA 3546							
Diesel Range SG	**66.4**	mg/kg	59.9	1	12/01/10 12:45	12/04/10 01:55		
Motor Oil Range SG	ND	mg/kg	239	1	12/01/10 12:45	12/04/10 01:55	64742-65-0	
n-Octacosane (S) SG	104	%	50-150	1	12/01/10 12:45	12/04/10 01:55	630-02-4	
o-Terphenyl (S) SG	92	%	50-150	1	12/01/10 12:45	12/04/10 01:55	84-15-1	
NWTPH-Gx GCV	Analytical Method: NWTPH-Gx Preparation Method: NWTPH-Gx							
Gasoline Range Organics	ND	mg/kg	32.6	1	12/01/10 17:00	12/01/10 22:32		
a,a,a-Trifluorotoluene (S)	108	%	50-150	1	12/01/10 17:00	12/01/10 22:32	98-08-8	
4-Bromofluorobenzene (S)	113	%	50-150	1	12/01/10 17:00	12/01/10 22:32	460-00-4	
6020 MET ICPMS	Analytical Method: EPA 6020							
Arsenic	**10.2**	mg/kg	1.3	20	12/03/10 11:02	12/07/10 01:36	7440-38-2	
Cadmium	**1.2**	mg/kg	0.20	20	12/03/10 11:02	12/07/10 01:36	7440-43-9	
Copper	**53.6**	mg/kg	1.3	20	12/03/10 11:02	12/07/10 01:36	7440-50-8	
Lead	**514**	mg/kg	1.3	20	12/03/10 11:02	12/07/10 01:36	7439-92-1	
Nickel	**19.7**	mg/kg	1.3	20	12/03/10 11:02	12/07/10 01:36	7440-02-0	

This report shall not be reproduced, except in full,
without the written consent of Pace Analytical Services, Inc..

Pace Analytical Services, Inc.
940 South Harney
Seattle, WA 98108
(206)767-5060

ANALYTICAL RESULTS

Project: East Bay Redevelopment 138130
Pace Project No.: 255818

Sample: SPL-7-3 **Lab ID: 255818003** Collected: 11/22/10 14:50 Received: 11/24/10 14:08 Matrix: Solid

Results reported on a "dry-weight" basis

Parameters	Results	Units	Report Limit	DF	Prepared	Analyzed	CAS No.	Qual
8270 MSSV PAH by SIM	Analytical Method: EPA 8270 by SIM Preparation Method: EPA 3546							
Acenaphthene	**26.0**	ug/kg	20.4	1	12/01/10 13:30	12/08/10 16:32	83-32-9	
Acenaphthylene	**34.5**	ug/kg	20.4	1	12/01/10 13:30	12/08/10 16:32	208-96-8	
Anthracene	**50.4**	ug/kg	20.4	1	12/01/10 13:30	12/08/10 16:32	120-12-7	
Benzo(a)anthracene	**101**	ug/kg	20.4	1	12/01/10 13:30	12/08/10 16:32	56-55-3	
Benzo(a)pyrene	**115**	ug/kg	20.4	1	12/01/10 13:30	12/08/10 16:32	50-32-8	
Benzo(b)fluoranthene	**66.0**	ug/kg	20.4	1	12/01/10 13:30	12/08/10 16:32	205-99-2	
Benzo(g,h,i)perylene	**66.3**	ug/kg	20.4	1	12/01/10 13:30	12/08/10 16:32	191-24-2	
Benzo(k)fluoranthene	**75.1**	ug/kg	20.4	1	12/01/10 13:30	12/08/10 16:32	207-08-9	
Chrysene	**108**	ug/kg	20.4	1	12/01/10 13:30	12/08/10 16:32	218-01-9	
Dibenz(a,h)anthracene	**30.2**	ug/kg	20.4	1	12/01/10 13:30	12/08/10 16:32	53-70-3	
Fluoranthene	**235**	ug/kg	20.4	1	12/01/10 13:30	12/08/10 16:32	206-44-0	
Fluorene	**50.1**	ug/kg	20.4	1	12/01/10 13:30	12/08/10 16:32	86-73-7	
Indeno(1,2,3-cd)pyrene	**59.2**	ug/kg	20.4	1	12/01/10 13:30	12/08/10 16:32	193-39-5	
1-Methylnaphthalene	**71.0**	ug/kg	20.4	1	12/01/10 13:30	12/08/10 16:32	90-12-0	
2-Methylnaphthalene	**138**	ug/kg	20.4	1	12/01/10 13:30	12/08/10 16:32	91-57-6	
Naphthalene	**361**	ug/kg	20.4	1	12/01/10 13:30	12/08/10 16:32	91-20-3	
Phenanthrene	**219**	ug/kg	20.4	1	12/01/10 13:30	12/08/10 16:32	85-01-8	
Pyrene	**233**	ug/kg	20.4	1	12/01/10 13:30	12/08/10 16:32	129-00-0	
2-Fluorobiphenyl (S)	71	%	31-131	1	12/01/10 13:30	12/08/10 16:32	321-60-8	
Terphenyl-d14 (S)	64	%	30-133	1	12/01/10 13:30	12/08/10 16:32	1718-51-0	
8260/5035A Volatile Organics	Analytical Method: EPA 8260							
Benzene	ND	ug/kg	12.5	1		11/30/10 15:31	71-43-2	
Ethylbenzene	ND	ug/kg	12.5	1		11/30/10 15:31	100-41-4	
Toluene	ND	ug/kg	12.5	1		11/30/10 15:31	108-88-3	
Xylene (Total)	ND	ug/kg	37.5	1		11/30/10 15:31	1330-20-7	
Dibromofluoromethane (S)	107	%	80-136	1		11/30/10 15:31	1868-53-7	
Toluene-d8 (S)	132	%	80-120	1		11/30/10 15:31	2037-26-5	S3
4-Bromofluorobenzene (S)	123	%	72-122	1		11/30/10 15:31	460-00-4	S3
1,2-Dichloroethane-d4 (S)	95	%	80-143	1		11/30/10 15:31	17060-07-0	
Percent Moisture	Analytical Method: ASTM D2974-87							
Percent Moisture	**67.4**	%	0.10	1		11/30/10 19:00		

Sample: SPL-7-4 **Lab ID: 255818004** Collected: 11/22/10 15:00 Received: 11/24/10 14:08 Matrix: Solid

Results reported on a "dry-weight" basis

Parameters	Results	Units	Report Limit	DF	Prepared	Analyzed	CAS No.	Qual
NWTPH-Dx GCS SG	Analytical Method: NWTPH-Dx Preparation Method: EPA 3546							
Diesel Range SG	ND	mg/kg	72.8	1	12/01/10 12:45	12/04/10 02:11		
Motor Oil Range SG	ND	mg/kg	291	1	12/01/10 12:45	12/04/10 02:11	64742-65-0	
n-Octacosane (S) SG	100	%	50-150	1	12/01/10 12:45	12/04/10 02:11	630-02-4	
o-Terphenyl (S) SG	91	%	50-150	1	12/01/10 12:45	12/04/10 02:11	84-15-1	

This report shall not be reproduced, except in full,
without the written consent of Pace Analytical Services, Inc..

Pace Analytical Services, Inc.
940 South Harney
Seattle, WA 98108
(206)767-5060

ANALYTICAL RESULTS

Project: East Bay Redevelopment 138130
Pace Project No.: 255818

Sample: SPL-7-4 **Lab ID: 255818004** Collected: 11/22/10 15:00 Received: 11/24/10 14:08 Matrix: Solid

Results reported on a "dry-weight" basis

Parameters	Results	Units	Report Limit	DF	Prepared	Analyzed	CAS No.	Qual
NWTPH-Gx GCV	Analytical Method: NWTPH-Gx Preparation Method: NWTPH-Gx							
Gasoline Range Organics	ND	mg/kg	40.5	1	12/01/10 17:00	12/01/10 23:19		
a,a,a-Trifluorotoluene (S)	108	%	50-150	1	12/01/10 17:00	12/01/10 23:19	98-08-8	
4-Bromofluorobenzene (S)	117	%	50-150	1	12/01/10 17:00	12/01/10 23:19	460-00-4	
6020 MET ICPMS	Analytical Method: EPA 6020							
Arsenic	**7.7**	mg/kg	1.4	20	12/03/10 11:02	12/07/10 01:59	7440-38-2	
Cadmium	**0.85**	mg/kg	0.22	20	12/03/10 11:02	12/07/10 01:59	7440-43-9	
Copper	**37.9**	mg/kg	1.4	20	12/03/10 11:02	12/07/10 01:59	7440-50-8	
Lead	**1210**	mg/kg	13.8	200	12/03/10 11:02	12/07/10 02:03	7439-92-1	
Nickel	**20.5**	mg/kg	1.4	20	12/03/10 11:02	12/07/10 01:59	7440-02-0	
8270 MSSV PAH by SIM	Analytical Method: EPA 8270 by SIM Preparation Method: EPA 3546							
Acenaphthene	**190**	ug/kg	25.6	1	12/01/10 13:30	12/08/10 16:48	83-32-9	
Acenaphthylene	**31.8**	ug/kg	25.6	1	12/01/10 13:30	12/08/10 16:48	208-96-8	
Anthracene	**116**	ug/kg	25.6	1	12/01/10 13:30	12/08/10 16:48	120-12-7	
Benzo(a)anthracene	**208**	ug/kg	25.6	1	12/01/10 13:30	12/08/10 16:48	56-55-3	
Benzo(a)pyrene	**227**	ug/kg	25.6	1	12/01/10 13:30	12/08/10 16:48	50-32-8	
Benzo(b)fluoranthene	**134**	ug/kg	25.6	1	12/01/10 13:30	12/08/10 16:48	205-99-2	
Benzo(g,h,i)perylene	**122**	ug/kg	25.6	1	12/01/10 13:30	12/08/10 16:48	191-24-2	
Benzo(k)fluoranthene	**148**	ug/kg	25.6	1	12/01/10 13:30	12/08/10 16:48	207-08-9	
Chrysene	**231**	ug/kg	25.6	1	12/01/10 13:30	12/08/10 16:48	218-01-9	
Dibenz(a,h)anthracene	**39.1**	ug/kg	25.6	1	12/01/10 13:30	12/08/10 16:48	53-70-3	
Fluoranthene	**455**	ug/kg	25.6	1	12/01/10 13:30	12/08/10 16:48	206-44-0	
Fluorene	**194**	ug/kg	25.6	1	12/01/10 13:30	12/08/10 16:48	86-73-7	
Indeno(1,2,3-cd)pyrene	**107**	ug/kg	25.6	1	12/01/10 13:30	12/08/10 16:48	193-39-5	
1-Methylnaphthalene	**93.1**	ug/kg	25.6	1	12/01/10 13:30	12/08/10 16:48	90-12-0	
2-Methylnaphthalene	**182**	ug/kg	25.6	1	12/01/10 13:30	12/08/10 16:48	91-57-6	
Naphthalene	**764**	ug/kg	25.6	1	12/01/10 13:30	12/08/10 16:48	91-20-3	
Phenanthrene	**407**	ug/kg	25.6	1	12/01/10 13:30	12/08/10 16:48	85-01-8	
Pyrene	**406**	ug/kg	25.6	1	12/01/10 13:30	12/08/10 16:48	129-00-0	
2-Fluorobiphenyl (S)	70	%	31-131	1	12/01/10 13:30	12/08/10 16:48	321-60-8	
Terphenyl-d14 (S)	62	%	30-133	1	12/01/10 13:30	12/08/10 16:48	1718-51-0	
8260/5035A Volatile Organics	Analytical Method: EPA 8260							
Benzene	ND	ug/kg	13.2	1		11/30/10 15:50	71-43-2	
Ethylbenzene	ND	ug/kg	13.2	1		11/30/10 15:50	100-41-4	
Toluene	ND	ug/kg	13.2	1		11/30/10 15:50	108-88-3	
Xylene (Total)	ND	ug/kg	39.5	1		11/30/10 15:50	1330-20-7	
Dibromofluoromethane (S)	108	%	80-136	1		11/30/10 15:50	1868-53-7	
Toluene-d8 (S)	122	%	80-120	1		11/30/10 15:50	2037-26-5	S3
4-Bromofluorobenzene (S)	135	%	72-122	1		11/30/10 15:50	460-00-4	S3
1,2-Dichloroethane-d4 (S)	103	%	80-143	1		11/30/10 15:50	17060-07-0	
Percent Moisture	Analytical Method: ASTM D2974-87							
Percent Moisture	**73.8**	%	0.10	1		11/30/10 19:01		

This report shall not be reproduced, except in full,
without the written consent of Pace Analytical Services, Inc..

Pace Analytical Services, Inc.
940 South Harney
Seattle, WA 98108
(206)767-5060

ANALYTICAL RESULTS

Project: East Bay Redevelopment 138130
Pace Project No.: 255818

Sample: SPL-6-1 **Lab ID: 255818005** Collected: 11/22/10 13:20 Received: 11/24/10 14:08 Matrix: Solid

Results reported on a "dry-weight" basis

Parameters	Results	Units	Report Limit	DF	Prepared	Analyzed	CAS No.	Qual
NWTPH-Gx GCV	Analytical Method: NWTPH-Gx		Preparation Method: NWTPH-Gx					
Gasoline Range Organics	ND	mg/kg	45.4	1	12/01/10 17:00	12/01/10 23:43		
a,a,a-Trifluorotoluene (S)	107	%	50-150	1	12/01/10 17:00	12/01/10 23:43	98-08-8	
4-Bromofluorobenzene (S)	107	%	50-150	1	12/01/10 17:00	12/01/10 23:43	460-00-4	
Percent Moisture	Analytical Method: ASTM D2974-87							
Percent Moisture	**74.3**	%	0.10	1		11/30/10 17:03		

Sample: SPL-6-2 **Lab ID: 255818006** Collected: 11/22/10 13:40 Received: 11/24/10 14:08 Matrix: Solid

Results reported on a "dry-weight" basis

Parameters	Results	Units	Report Limit	DF	Prepared	Analyzed	CAS No.	Qual
NWTPH-Gx GCV	Analytical Method: NWTPH-Gx		Preparation Method: NWTPH-Gx					
Gasoline Range Organics	ND	mg/kg	7.4	1	12/01/10 17:00	12/02/10 04:48		
a,a,a-Trifluorotoluene (S)	106	%	50-150	1	12/01/10 17:00	12/02/10 04:48	98-08-8	
4-Bromofluorobenzene (S)	107	%	50-150	1	12/01/10 17:00	12/02/10 04:48	460-00-4	
Percent Moisture	Analytical Method: ASTM D2974-87							
Percent Moisture	**26.5**	%	0.10	1		11/30/10 17:04		

Sample: SPL-6-3 **Lab ID: 255818007** Collected: 11/22/10 13:40 Received: 11/24/10 14:08 Matrix: Solid

Results reported on a "dry-weight" basis

Parameters	Results	Units	Report Limit	DF	Prepared	Analyzed	CAS No.	Qual
NWTPH-Gx GCV	Analytical Method: NWTPH-Gx		Preparation Method: NWTPH-Gx					
Gasoline Range Organics	ND	mg/kg	18.4	1	12/01/10 17:00	12/02/10 00:06		
a,a,a-Trifluorotoluene (S)	102	%	50-150	1	12/01/10 17:00	12/02/10 00:06	98-08-8	
4-Bromofluorobenzene (S)	99	%	50-150	1	12/01/10 17:00	12/02/10 00:06	460-00-4	
Percent Moisture	Analytical Method: ASTM D2974-87							
Percent Moisture	**54.1**	%	0.10	1		11/30/10 17:06		

Sample: SPL-6-4 **Lab ID: 255818008** Collected: 11/22/10 13:50 Received: 11/24/10 14:08 Matrix: Solid

Results reported on a "dry-weight" basis

Parameters	Results	Units	Report Limit	DF	Prepared	Analyzed	CAS No.	Qual
NWTPH-Gx GCV	Analytical Method: NWTPH-Gx		Preparation Method: NWTPH-Gx					
Gasoline Range Organics	ND	mg/kg	12.8	1	12/01/10 17:00	12/02/10 00:30		
a,a,a-Trifluorotoluene (S)	106	%	50-150	1	12/01/10 17:00	12/02/10 00:30	98-08-8	
4-Bromofluorobenzene (S)	107	%	50-150	1	12/01/10 17:00	12/02/10 00:30	460-00-4	

This report shall not be reproduced, except in full,
without the written consent of Pace Analytical Services, Inc..

Pace Analytical Services, Inc.
940 South Harney
Seattle, WA 98108
(206)767-5060

ANALYTICAL RESULTS

Project: East Bay Redevelopment 138130
Pace Project No.: 255818

Sample: SPL-6-4 **Lab ID: 255818008** Collected: 11/22/10 13:50 Received: 11/24/10 14:08 Matrix: Solid

Results reported on a "dry-weight" basis

Parameters	Results	Units	Report Limit	DF	Prepared	Analyzed	CAS No.	Qual
Percent Moisture	Analytical Method: ASTM D2974-87							
Percent Moisture	**48.7**	%	0.10	1		11/30/10 17:07		

Sample: SPL-6-5 **Lab ID: 255818009** Collected: 11/22/10 13:55 Received: 11/24/10 14:08 Matrix: Solid

Results reported on a "dry-weight" basis

Parameters	Results	Units	Report Limit	DF	Prepared	Analyzed	CAS No.	Qual
NWTPH-Gx GCV	Analytical Method: NWTPH-Gx		Preparation Method: NWTPH-Gx					
Gasoline Range Organics	ND	mg/kg	43.0	1	12/01/10 17:00	12/02/10 00:53		
a,a,a-Trifluorotoluene (S)	105	%	50-150	1	12/01/10 17:00	12/02/10 00:53	98-08-8	
4-Bromofluorobenzene (S)	104	%	50-150	1	12/01/10 17:00	12/02/10 00:53	460-00-4	
Percent Moisture	Analytical Method: ASTM D2974-87							
Percent Moisture	**71.0**	%	0.10	1		11/30/10 17:08		

Sample: SPL-9-1 **Lab ID: 255818010** Collected: 11/22/10 13:00 Received: 11/24/10 14:08 Matrix: Solid

Results reported on a "dry-weight" basis

Parameters	Results	Units	Report Limit	DF	Prepared	Analyzed	CAS No.	Qual
NWTPH-Gx GCV	Analytical Method: NWTPH-Gx		Preparation Method: NWTPH-Gx					
Gasoline Range Organics	ND	mg/kg	5.3	1	12/01/10 17:00	12/02/10 01:17		
a,a,a-Trifluorotoluene (S)	110	%	50-150	1	12/01/10 17:00	12/02/10 01:17	98-08-8	
4-Bromofluorobenzene (S)	109	%	50-150	1	12/01/10 17:00	12/02/10 01:17	460-00-4	
Percent Moisture	Analytical Method: ASTM D2974-87							
Percent Moisture	**6.8**	%	0.10	1		11/30/10 17:09		

Sample: SPL-9-2 **Lab ID: 255818011** Collected: 11/22/10 13:10 Received: 11/24/10 14:08 Matrix: Solid

Results reported on a "dry-weight" basis

Parameters	Results	Units	Report Limit	DF	Prepared	Analyzed	CAS No.	Qual
NWTPH-Gx GCV	Analytical Method: NWTPH-Gx		Preparation Method: NWTPH-Gx					
Gasoline Range Organics	ND	mg/kg	5.3	1	12/01/10 17:00	12/02/10 02:04		
a,a,a-Trifluorotoluene (S)	103	%	50-150	1	12/01/10 17:00	12/02/10 02:04	98-08-8	
4-Bromofluorobenzene (S)	105	%	50-150	1	12/01/10 17:00	12/02/10 02:04	460-00-4	
Percent Moisture	Analytical Method: ASTM D2974-87							
Percent Moisture	**7.4**	%	0.10	1		11/30/10 17:10		

This report shall not be reproduced, except in full,
without the written consent of Pace Analytical Services, Inc..

Pace Analytical Services, Inc.
940 South Harney
Seattle, WA 98108
(206)767-5060

ANALYTICAL RESULTS

Project: East Bay Redevelopment 138130
Pace Project No.: 255818

Sample: SPL-9-3 **Lab ID: 255818012** Collected: 11/22/10 13:00 Received: 11/24/10 14:08 Matrix: Solid

Results reported on a "dry-weight" basis

Parameters	Results	Units	Report Limit	DF	Prepared	Analyzed	CAS No.	Qual
NWTPH-Gx GCV	Analytical Method: NWTPH-Gx		Preparation Method: NWTPH-Gx					
Gasoline Range Organics	ND	mg/kg	6.7	1	12/01/10 17:00	12/02/10 02:27		
a,a,a-Trifluorotoluene (S)	105	%	50-150	1	12/01/10 17:00	12/02/10 02:27	98-08-8	
4-Bromofluorobenzene (S)	108	%	50-150	1	12/01/10 17:00	12/02/10 02:27	460-00-4	
Percent Moisture	Analytical Method: ASTM D2974-87							
Percent Moisture	**6.6**	%	0.10	1		11/30/10 17:12		

Sample: SPL-8-1 **Lab ID: 255818013** Collected: 11/22/10 14:00 Received: 11/24/10 14:08 Matrix: Solid

Results reported on a "dry-weight" basis

Parameters	Results	Units	Report Limit	DF	Prepared	Analyzed	CAS No.	Qual
NWTPH-Gx GCV	Analytical Method: NWTPH-Gx		Preparation Method: NWTPH-Gx					
Gasoline Range Organics	**9.8**	mg/kg	7.5	1	12/01/10 17:00	12/02/10 02:51		
a,a,a-Trifluorotoluene (S)	98	%	50-150	1	12/01/10 17:00	12/02/10 02:51	98-08-8	
4-Bromofluorobenzene (S)	100	%	50-150	1	12/01/10 17:00	12/02/10 02:51	460-00-4	
Percent Moisture	Analytical Method: ASTM D2974-87							
Percent Moisture	**25.7**	%	0.10	1		11/30/10 17:14		

Sample: SPL-8-2 **Lab ID: 255818014** Collected: 11/22/10 14:15 Received: 11/24/10 14:08 Matrix: Solid

Results reported on a "dry-weight" basis

Parameters	Results	Units	Report Limit	DF	Prepared	Analyzed	CAS No.	Qual
NWTPH-Gx GCV	Analytical Method: NWTPH-Gx		Preparation Method: NWTPH-Gx					
Gasoline Range Organics	**9.2**	mg/kg	7.9	1	12/01/10 17:00	12/02/10 03:14		
a,a,a-Trifluorotoluene (S)	110	%	50-150	1	12/01/10 17:00	12/02/10 03:14	98-08-8	
4-Bromofluorobenzene (S)	112	%	50-150	1	12/01/10 17:00	12/02/10 03:14	460-00-4	
Percent Moisture	Analytical Method: ASTM D2974-87							
Percent Moisture	**12.0**	%	0.10	1		11/30/10 17:15		

Sample: SPL-8-3 **Lab ID: 255818015** Collected: 11/22/10 14:30 Received: 11/24/10 14:08 Matrix: Solid

Results reported on a "dry-weight" basis

Parameters	Results	Units	Report Limit	DF	Prepared	Analyzed	CAS No.	Qual
NWTPH-Gx GCV	Analytical Method: NWTPH-Gx		Preparation Method: NWTPH-Gx					
Gasoline Range Organics	**17.0**	mg/kg	6.1	1	12/01/10 17:00	12/02/10 04:01		
a,a,a-Trifluorotoluene (S)	118	%	50-150	1	12/01/10 17:00	12/02/10 04:01	98-08-8	
4-Bromofluorobenzene (S)	119	%	50-150	1	12/01/10 17:00	12/02/10 04:01	460-00-4	

This report shall not be reproduced, except in full,
without the written consent of Pace Analytical Services, Inc..

Pace Analytical Services, Inc.
940 South Harney
Seattle, WA 98108
(206)767-5060

ANALYTICAL RESULTS

Project: East Bay Redevelopment 138130
Pace Project No.: 255818

Sample: SPL-8-3 **Lab ID: 255818015** Collected: 11/22/10 14:30 Received: 11/24/10 14:08 Matrix: Solid

Results reported on a "dry-weight" basis

Parameters	Results	Units	Report Limit	DF	Prepared	Analyzed	CAS No.	Qual
8260/5035A Volatile Organics	Analytical Method: EPA 8260							
Benzene	ND	ug/kg	3.2	1		11/30/10 16:10	71-43-2	
Ethylbenzene	ND	ug/kg	3.2	1		11/30/10 16:10	100-41-4	
Toluene	ND	ug/kg	3.2	1		11/30/10 16:10	108-88-3	
Xylene (Total)	ND	ug/kg	9.7	1		11/30/10 16:10	1330-20-7	
Dibromofluoromethane (S)	107	%	80-136	1		11/30/10 16:10	1868-53-7	
Toluene-d8 (S)	108	%	80-120	1		11/30/10 16:10	2037-26-5	
4-Bromofluorobenzene (S)	145	%	72-122	1		11/30/10 16:10	460-00-4	S3
1,2-Dichloroethane-d4 (S)	106	%	80-143	1		11/30/10 16:10	17060-07-0	
Percent Moisture	Analytical Method: ASTM D2974-87							
Percent Moisture	**15.9**	%	0.10	1		11/30/10 17:13		

Sample: TB-1318561 **Lab ID: 255818016** Collected: 11/22/10 00:00 Received: 11/24/10 14:08 Matrix: Solid

Results reported on a "wet-weight" basis

Parameters	Results	Units	Report Limit	DF	Prepared	Analyzed	CAS No.	Qual
NWTPH-Gx GCV	Analytical Method: NWTPH-Gx		Preparation Method: NWTPH-Gx					
Gasoline Range Organics	ND	mg/kg	5.0	1	12/01/10 17:00	12/01/10 20:57		
a,a,a-Trifluorotoluene (S)	105	%	50-150	1	12/01/10 17:00	12/01/10 20:57	98-08-8	
4-Bromofluorobenzene (S)	114	%	50-150	1	12/01/10 17:00	12/01/10 20:57	460-00-4	
8260/5035A Volatile Organics	Analytical Method: EPA 8260							
Benzene	ND	ug/kg	3.0	1		11/30/10 14:35	71-43-2	
Ethylbenzene	ND	ug/kg	3.0	1		11/30/10 14:35	100-41-4	
Toluene	ND	ug/kg	3.0	1		11/30/10 14:35	108-88-3	
Xylene (Total)	ND	ug/kg	9.0	1		11/30/10 14:35	1330-20-7	
Dibromofluoromethane (S)	107	%	80-136	1		11/30/10 14:35	1868-53-7	
Toluene-d8 (S)	104	%	80-120	1		11/30/10 14:35	2037-26-5	
4-Bromofluorobenzene (S)	102	%	72-122	1		11/30/10 14:35	460-00-4	
1,2-Dichloroethane-d4 (S)	106	%	80-143	1		11/30/10 14:35	17060-07-0	

Sample: SPL-7-5 **Lab ID: 255818017** Collected: 11/22/10 15:10 Received: 11/24/10 14:08 Matrix: Solid

Results reported on a "dry-weight" basis

Parameters	Results	Units	Report Limit	DF	Prepared	Analyzed	CAS No.	Qual
NWTPH-Gx GCV	Analytical Method: NWTPH-Gx		Preparation Method: NWTPH-Gx					
Gasoline Range Organics	ND	mg/kg	32.3	1	12/01/10 17:00	12/02/10 03:38		
a,a,a-Trifluorotoluene (S)	108	%	50-150	1	12/01/10 17:00	12/02/10 03:38	98-08-8	
4-Bromofluorobenzene (S)	109	%	50-150	1	12/01/10 17:00	12/02/10 03:38	460-00-4	

This report shall not be reproduced, except in full,
without the written consent of Pace Analytical Services, Inc..

Pace Analytical Services, Inc.
940 South Harney
Seattle, WA 98108
(206)767-5060

ANALYTICAL RESULTS

Project: East Bay Redevelopment 138130
Pace Project No.: 255818

Sample: SPL-7-5 **Lab ID: 255818017** Collected: 11/22/10 15:10 Received: 11/24/10 14:08 Matrix: Solid

Results reported on a "dry-weight" basis

Parameters	Results	Units	Report Limit	DF	Prepared	Analyzed	CAS No.	Qual
8260/5035A Volatile Organics	Analytical Method: EPA 8260							
Benzene	ND	ug/kg	12.5	1		11/30/10 16:29	71-43-2	
Ethylbenzene	ND	ug/kg	12.5	1		11/30/10 16:29	100-41-4	
Toluene	ND	ug/kg	12.5	1		11/30/10 16:29	108-88-3	
Xylene (Total)	ND	ug/kg	37.6	1		11/30/10 16:29	1330-20-7	
Dibromofluoromethane (S)	108	%	80-136	1		11/30/10 16:29	1868-53-7	
Toluene-d8 (S)	124	%	80-120	1		11/30/10 16:29	2037-26-5	S3
4-Bromofluorobenzene (S)	132	%	72-122	1		11/30/10 16:29	460-00-4	S3
1,2-Dichloroethane-d4 (S)	102	%	80-143	1		11/30/10 16:29	17060-07-0	
Percent Moisture	Analytical Method: ASTM D2974-87							
Percent Moisture	**68.2**	%	0.10	1		11/30/10 17:13		

This report shall not be reproduced, except in full,
without the written consent of Pace Analytical Services, Inc..

Pace Analytical Services, Inc.
940 South Harney
Seattle, WA 98108
(206)767-5060

QUALITY CONTROL DATA

Project: East Bay Redevelopment 138130
Pace Project No.: 255818

QC Batch: OEXT/3040 Analysis Method: NWTPH-Dx
QC Batch Method: EPA 3546 Analysis Description: NWTPH-Dx GCS
Associated Lab Samples: 255818001, 255818002, 255818003, 255818004

METHOD BLANK: 50754 Matrix: Solid
Associated Lab Samples: 255818001, 255818002, 255818003, 255818004

Parameter	Units	Blank Result	Reporting Limit	Analyzed	Qualifiers
Diesel Range SG	mg/kg	ND	20.0	12/03/10 19:22	
Motor Oil Range SG	mg/kg	ND	80.0	12/03/10 19:22	
n-Octacosane (S) SG	%	102	50-150	12/03/10 19:22	
o-Terphenyl (S) SG	%	96	50-150	12/03/10 19:22	

LABORATORY CONTROL SAMPLE: 50755

Parameter	Units	Spike Conc.	LCS Result	LCS % Rec	% Rec Limits	Qualifiers
Diesel Range SG	mg/kg	500	456	91	56-124	
Motor Oil Range SG	mg/kg	500	559	112	50-150	
n-Octacosane (S) SG	%			103	50-150	
o-Terphenyl (S) SG	%			110	50-150	

SAMPLE DUPLICATE: 50756

Parameter	Units	255797001 Result	Dup Result	RPD	Qualifiers
Diesel Range SG	mg/kg	29.5	70.5	82	R1
Motor Oil Range SG	mg/kg	ND	ND		
n-Octacosane (S) SG	%	100	100	6	
o-Terphenyl (S) SG	%	94	94	6	

SAMPLE DUPLICATE: 50757

Parameter	Units	255818001 Result	Dup Result	RPD	Qualifiers
Diesel Range SG	mg/kg	ND	ND		
Motor Oil Range SG	mg/kg	ND	ND		
n-Octacosane (S) SG	%	106	111	4	
o-Terphenyl (S) SG	%	98	101	2	

This report shall not be reproduced, except in full,
without the written consent of Pace Analytical Services, Inc..

Pace Analytical Services, Inc.
940 South Harney
Seattle, WA 98108
(206)767-5060

QUALITY CONTROL DATA

Project: East Bay Redevelopment 138130
Pace Project No.: 255818

QC Batch: GCV/2055 Analysis Method: NWTPH-Gx
QC Batch Method: NWTPH-Gx Analysis Description: NWTPH-Gx Solid GCV
Associated Lab Samples: 255818001, 255818002, 255818003, 255818004, 255818005, 255818006, 255818007, 255818008, 255818009, 255818010, 255818011, 255818012, 255818013, 255818014, 255818015, 255818016, 255818017

METHOD BLANK: 50822 Matrix: Solid
Associated Lab Samples: 255818001, 255818002, 255818003, 255818004, 255818005, 255818006, 255818007, 255818008, 255818009, 255818010, 255818011, 255818012, 255818013, 255818014, 255818015, 255818016, 255818017

Parameter	Units	Blank Result	Reporting Limit	Analyzed	Qualifiers
Gasoline Range Organics	mg/kg	ND	5.0	12/01/10 20:34	
4-Bromofluorobenzene (S)	%	133	50-150	12/01/10 20:34	
a,a,a-Trifluorotoluene (S)	%	110	50-150	12/01/10 20:34	

LABORATORY CONTROL SAMPLE: 50823

Parameter	Units	Spike Conc.	LCS Result	LCS % Rec	% Rec Limits	Qualifiers
Gasoline Range Organics	mg/kg	12.5	14.1	113	54-156	
4-Bromofluorobenzene (S)	%			139	50-150	
a,a,a-Trifluorotoluene (S)	%			123	50-150	

SAMPLE DUPLICATE: 50972

Parameter	Units	255818003 Result	Dup Result	RPD	Qualifiers
Gasoline Range Organics	mg/kg	ND	5.6J		
4-Bromofluorobenzene (S)	%	113	110	3	
a,a,a-Trifluorotoluene (S)	%	108	107	.5	

SAMPLE DUPLICATE: 50973

Parameter	Units	255818006 Result	Dup Result	RPD	Qualifiers
Gasoline Range Organics	mg/kg	ND	1.6J		
4-Bromofluorobenzene (S)	%	107	112	5	
a,a,a-Trifluorotoluene (S)	%	106	110	3	

This report shall not be reproduced, except in full,
without the written consent of Pace Analytical Services, Inc..

Pace Analytical Services, Inc.
940 South Harney
Seattle, WA 98108
(206)767-5060

QUALITY CONTROL DATA

Project: East Bay Redevelopment 138130
Pace Project No.: 255818

QC Batch: ICPM/23821 Analysis Method: EPA 6020
QC Batch Method: EPA 6020 Analysis Description: 6020 MET
Associated Lab Samples: 255818001, 255818002, 255818003, 255818004

METHOD BLANK: 900205 Matrix: Solid
Associated Lab Samples: 255818001, 255818002, 255818003, 255818004

Parameter	Units	Blank Result	Reporting Limit	Analyzed	Qualifiers
Arsenic	mg/kg	ND	0.42	12/07/10 01:00	
Cadmium	mg/kg	ND	0.067	12/07/10 01:00	
Copper	mg/kg	ND	0.42	12/07/10 01:00	
Lead	mg/kg	ND	0.42	12/07/10 01:00	
Nickel	mg/kg	ND	0.42	12/07/10 01:00	

LABORATORY CONTROL SAMPLE: 900206

Parameter	Units	Spike Conc.	LCS Result	LCS % Rec	% Rec Limits	Qualifiers
Arsenic	mg/kg	17.5	17.1	98	75-125	
Cadmium	mg/kg	17.5	17.6	100	75-125	
Copper	mg/kg	17.5	17.8	101	75-125	
Lead	mg/kg	17.5	17.7	101	75-125	
Nickel	mg/kg	17.5	17.7	101	75-125	

MATRIX SPIKE & MATRIX SPIKE DUPLICATE: 900207 900208

Parameter	Units	255818001 Result	MS Spike Conc.	MSD Spike Conc.	MS Result	MSD Result	MS % Rec	MSD % Rec	% Rec Limits	RPD	Qual
Arsenic	mg/kg	5.4	22.3	21.2	22.8	22.5	78	81	75-125	1	
Cadmium	mg/kg	0.47	22.3	21.2	19.8	17.9	87	82	75-125	10	
Copper	mg/kg	12.2	22.3	21.2	27.1	25.9	67	65	75-125	4	M6
Lead	mg/kg	10	22.3	21.2	24.3	22.6	64	60	75-125	7	M6
Nickel	mg/kg	16.0	22.3	21.2	31.1	30.2	67	67	75-125	3	M6

This report shall not be reproduced, except in full,
without the written consent of Pace Analytical Services, Inc..

Pace Analytical Services, Inc.
940 South Harney
Seattle, WA 98108
(206)767-5060

QUALITY CONTROL DATA

Project: East Bay Redevelopment 138130
Pace Project No.: 255818

QC Batch: OEXT/3039 Analysis Method: EPA 8270 by SIM
QC Batch Method: EPA 3546 Analysis Description: 8270/3546 MSSV PAH by SIM
Associated Lab Samples: 255818001, 255818002, 255818003, 255818004

METHOD BLANK: 50750 Matrix: Solid
Associated Lab Samples: 255818001, 255818002, 255818003, 255818004

Parameter	Units	Blank Result	Reporting Limit	Analyzed	Qualifiers
1-Methylnaphthalene	ug/kg	ND	6.7	12/08/10 13:21	
2-Methylnaphthalene	ug/kg	ND	6.7	12/08/10 13:21	
Acenaphthene	ug/kg	ND	6.7	12/08/10 13:21	
Acenaphthylene	ug/kg	ND	6.7	12/08/10 13:21	
Anthracene	ug/kg	ND	6.7	12/08/10 13:21	
Benzo(a)anthracene	ug/kg	ND	6.7	12/08/10 13:21	
Benzo(a)pyrene	ug/kg	ND	6.7	12/08/10 13:21	
Benzo(b)fluoranthene	ug/kg	ND	6.7	12/08/10 13:21	
Benzo(g,h,i)perylene	ug/kg	ND	6.7	12/08/10 13:21	
Benzo(k)fluoranthene	ug/kg	ND	6.7	12/08/10 13:21	
Chrysene	ug/kg	ND	6.7	12/08/10 13:21	
Dibenz(a,h)anthracene	ug/kg	ND	6.7	12/08/10 13:21	
Fluoranthene	ug/kg	ND	6.7	12/08/10 13:21	
Fluorene	ug/kg	ND	6.7	12/08/10 13:21	
Indeno(1,2,3-cd)pyrene	ug/kg	ND	6.7	12/08/10 13:21	
Naphthalene	ug/kg	ND	6.7	12/08/10 13:21	
Phenanthrene	ug/kg	ND	6.7	12/08/10 13:21	
Pyrene	ug/kg	ND	6.7	12/08/10 13:21	
2-Fluorobiphenyl (S)	%	76	31-131	12/08/10 13:21	
Terphenyl-d14 (S)	%	84	30-133	12/08/10 13:21	

LABORATORY CONTROL SAMPLE: 50751

Parameter	Units	Spike Conc.	LCS Result	LCS % Rec	% Rec Limits	Qualifiers
1-Methylnaphthalene	ug/kg	133	90.1	68	37-121	
2-Methylnaphthalene	ug/kg	133	93.3	70	33-132	
Acenaphthene	ug/kg	133	91.9	69	32-127	
Acenaphthylene	ug/kg	133	94.0	71	31-134	
Anthracene	ug/kg	133	91.3	68	42-135	
Benzo(a)anthracene	ug/kg	133	103	77	43-139	
Benzo(a)pyrene	ug/kg	133	97.6	73	44-144	
Benzo(b)fluoranthene	ug/kg	133	91.5	69	42-144	
Benzo(g,h,i)perylene	ug/kg	133	110	83	46-136	
Benzo(k)fluoranthene	ug/kg	133	107	80	45-147	
Chrysene	ug/kg	133	107	80	42-144	
Dibenz(a,h)anthracene	ug/kg	133	110	82	48-142	
Fluoranthene	ug/kg	133	99.7	75	44-143	
Fluorene	ug/kg	133	99.2	74	32-146	
Indeno(1,2,3-cd)pyrene	ug/kg	133	112	84	47-140	
Naphthalene	ug/kg	133	90.1	68	35-118	
Phenanthrene	ug/kg	133	94.5	71	42-131	

This report shall not be reproduced, except in full,
without the written consent of Pace Analytical Services, Inc..

Pace Analytical Services, Inc.
940 South Harney
Seattle, WA 98108
(206)767-5060

QUALITY CONTROL DATA

Project: East Bay Redevelopment 138130
Pace Project No.: 255818

LABORATORY CONTROL SAMPLE: 50751

Parameter	Units	Spike Conc.	LCS Result	LCS % Rec	% Rec Limits	Qualifiers
Pyrene	ug/kg	133	99.8	75	47-136	
2-Fluorobiphenyl (S)	%			68	31-131	
Terphenyl-d14 (S)	%			77	30-133	

MATRIX SPIKE & MATRIX SPIKE DUPLICATE: 50752 50753

Parameter	Units	255812002 Result	MS Spike Conc.	MSD Spike Conc.	MS Result	MSD Result	MS % Rec	MSD % Rec	% Rec Limits	RPD	Qual
1-Methylnaphthalene	ug/kg	ND	178	175	134	132	72	71	31-123	2	
2-Methylnaphthalene	ug/kg	13.0	178	175	138	136	70	70	15-146	.9	
Acenaphthene	ug/kg	ND	178	175	134	130	74	73	19-141	4	
Acenaphthylene	ug/kg	ND	178	175	130	124	70	67	30-142	5	
Anthracene	ug/kg	ND	178	175	127	114	70	64	38-137	11	
Benzo(a)anthracene	ug/kg	ND	178	175	131	121	73	68	37-143	8	
Benzo(a)pyrene	ug/kg	ND	178	175	124	108	69	61	33-147	13	
Benzo(b)fluoranthene	ug/kg	ND	178	175	117	113	65	64	25-156	4	
Benzo(g,h,i)perylene	ug/kg	ND	178	175	131	117	73	66	26-142	12	
Benzo(k)fluoranthene	ug/kg	ND	178	175	129	114	72	64	35-142	13	
Chrysene	ug/kg	ND	178	175	136	128	76	73	23-150	7	
Dibenz(a,h)anthracene	ug/kg	ND	178	175	130	118	73	67	41-140	10	
Fluoranthene	ug/kg	10.7	178	175	135	133	69	70	25-155	1	
Fluorene	ug/kg	ND	178	175	139	131	77	74	33-152	5	
Indeno(1,2,3-cd)pyrene	ug/kg	ND	178	175	134	117	74	66	36-139	13	
Naphthalene	ug/kg	80.4	178	175	140	167	34	49	25-121	17	
Phenanthrene	ug/kg	23.2	178	175	138	135	64	64	29-141	2	
Pyrene	ug/kg	ND	178	175	145	139	76	74	36-145	5	
2-Fluorobiphenyl (S)	%						74	71	31-131		
Terphenyl-d14 (S)	%						76	74	30-133		

This report shall not be reproduced, except in full,
without the written consent of Pace Analytical Services, Inc..

Pace Analytical Services, Inc.
940 South Harney
Seattle, WA 98108
(206)767-5060

QUALITY CONTROL DATA

Project: East Bay Redevelopment 138130
Pace Project No.: 255818

QC Batch: MSV/3520 Analysis Method: EPA 8260
QC Batch Method: EPA 8260 Analysis Description: 8260 MSV 5035A Volatile Organics
Associated Lab Samples: 255818001, 255818002, 255818003, 255818004, 255818015, 255818016, 255818017

METHOD BLANK: 50634 Matrix: Solid
Associated Lab Samples: 255818001, 255818002, 255818003, 255818004, 255818015, 255818016, 255818017

Parameter	Units	Blank Result	Reporting Limit	Analyzed	Qualifiers
Benzene	ug/kg	ND	3.0	11/30/10 11:39	
Ethylbenzene	ug/kg	ND	3.0	11/30/10 11:39	
Toluene	ug/kg	ND	3.0	11/30/10 11:39	
Xylene (Total)	ug/kg	ND	9.0	11/30/10 11:39	
1,2-Dichloroethane-d4 (S)	%	109	80-143	11/30/10 11:39	
4-Bromofluorobenzene (S)	%	108	72-122	11/30/10 11:39	
Dibromofluoromethane (S)	%	109	80-136	11/30/10 11:39	
Toluene-d8 (S)	%	98	80-120	11/30/10 11:39	

LABORATORY CONTROL SAMPLE & LCSD: 50635 50885

Parameter	Units	Spike Conc.	LCS Result	LCSD Result	LCS % Rec	LCSD % Rec	% Rec Limits	RPD	Max RPD	Qualifiers
Benzene	ug/kg	50	52.3	51.1	105	102	75-133	2	30	
Ethylbenzene	ug/kg	50	54.0	49.5	108	99	68-131	9	30	
Toluene	ug/kg	50	57.3	49.8	115	100	73-124	14	30	
Xylene (Total)	ug/kg	150	165	152	110	102	68-130	8	30	
1,2-Dichloroethane-d4 (S)	%				106	110	80-143			
4-Bromofluorobenzene (S)	%				100	105	72-122			
Dibromofluoromethane (S)	%				106	113	80-136			
Toluene-d8 (S)	%				111	102	80-120			

This report shall not be reproduced, except in full,
without the written consent of Pace Analytical Services, Inc..

Pace Analytical Services, Inc.
940 South Harney
Seattle, WA 98108
(206)767-5060

QUALITY CONTROL DATA

Project: East Bay Redevelopment 138130
Pace Project No.: 255818

QC Batch: PMST/1439 Analysis Method: ASTM D2974-87
QC Batch Method: ASTM D2974-87 Analysis Description: Dry Weight/Percent Moisture
Associated Lab Samples: 255818001, 255818002, 255818003, 255818004

SAMPLE DUPLICATE: 50748

Parameter	Units	255821001 Result	Dup Result	RPD	Qualifiers
Percent Moisture	%	27.2	26.2	4	

SAMPLE DUPLICATE: 50749

Parameter	Units	255820005 Result	Dup Result	RPD	Qualifiers
Percent Moisture	%	16.8	15.4	8	

This report shall not be reproduced, except in full,
without the written consent of Pace Analytical Services, Inc..

Pace Analytical Services, Inc.
940 South Harney
Seattle, WA 98108
(206)767-5060

QUALIFIERS

Project: East Bay Redevelopment 138130
Pace Project No.: 255818

DEFINITIONS

DF - Dilution Factor, if reported, represents the factor applied to the reported data due to changes in sample preparation, dilution of the sample aliquot, or moisture content.

ND - Not Detected at or above adjusted reporting limit.

J - Estimated concentration above the adjusted method detection limit and below the adjusted reporting limit.

MDL - Adjusted Method Detection Limit.

S - Surrogate

1,2-Diphenylhydrazine (8270 listed analyte) decomposes to Azobenzene.

Consistent with EPA guidelines, unrounded data are displayed and have been used to calculate % recovery and RPD values.

LCS(D) - Laboratory Control Sample (Duplicate)

MS(D) - Matrix Spike (Duplicate)

DUP - Sample Duplicate

RPD - Relative Percent Difference

N-Nitrosodiphenylamine decomposes and cannot be separated from Diphenylamine using Method 8270. The result reported for each analyte is a combined concentration.

Pace Analytical is NELAP accredited. Contact your Pace PM for the current list of accredited analytes.

LABORATORIES

PASI-M	Pace Analytical Services - Minneapolis
PASI-S	Pace Analytical Services - Seattle

ANALYTE QUALIFIERS

M6	Matrix spike and Matrix spike duplicate recovery not evaluated against control limits due to sample dilution.
R1	RPD value was outside control limits.
S3	Surrogate recovery exceeded laboratory control limits. Analyte presence below reporting limits in associated samples. Results unaffected by high bias.

This report shall not be reproduced, except in full,
without the written consent of Pace Analytical Services, Inc..

Pace Analytical Services, Inc.
940 South Harney
Seattle, WA 98108
(206)767-5060

QUALITY CONTROL DATA CROSS REFERENCE TABLE

Project: East Bay Redevelopment 138130
Pace Project No.: 255818

Lab ID	Sample ID	QC Batch Method	QC Batch	Analytical Method	Analytical Batch
255818001	**SPL-7-1**	EPA 3546	OEXT/3040	NWTPH-Dx	GCSV/2114
255818002	**SPL-7-2**	EPA 3546	OEXT/3040	NWTPH-Dx	GCSV/2114
255818003	**SPL-7-3**	EPA 3546	OEXT/3040	NWTPH-Dx	GCSV/2114
255818004	**SPL-7-4**	EPA 3546	OEXT/3040	NWTPH-Dx	GCSV/2114
255818001	**SPL-7-1**	NWTPH-Gx	GCV/2055	NWTPH-Gx	GCV/2060
255818002	**SPL-7-2**	NWTPH-Gx	GCV/2055	NWTPH-Gx	GCV/2060
255818003	**SPL-7-3**	NWTPH-Gx	GCV/2055	NWTPH-Gx	GCV/2060
255818004	**SPL-7-4**	NWTPH-Gx	GCV/2055	NWTPH-Gx	GCV/2060
255818005	**SPL-6-1**	NWTPH-Gx	GCV/2055	NWTPH-Gx	GCV/2060
255818006	**SPL-6-2**	NWTPH-Gx	GCV/2055	NWTPH-Gx	GCV/2060
255818007	**SPL-6-3**	NWTPH-Gx	GCV/2055	NWTPH-Gx	GCV/2060
255818008	**SPL-6-4**	NWTPH-Gx	GCV/2055	NWTPH-Gx	GCV/2060
255818009	**SPL-6-5**	NWTPH-Gx	GCV/2055	NWTPH-Gx	GCV/2060
255818010	**SPL-9-1**	NWTPH-Gx	GCV/2055	NWTPH-Gx	GCV/2060
255818011	**SPL-9-2**	NWTPH-Gx	GCV/2055	NWTPH-Gx	GCV/2060
255818012	**SPL-9-3**	NWTPH-Gx	GCV/2055	NWTPH-Gx	GCV/2060
255818013	**SPL-8-1**	NWTPH-Gx	GCV/2055	NWTPH-Gx	GCV/2060
255818014	**SPL-8-2**	NWTPH-Gx	GCV/2055	NWTPH-Gx	GCV/2060
255818015	**SPL-8-3**	NWTPH-Gx	GCV/2055	NWTPH-Gx	GCV/2060
255818016	**TB-1318561**	NWTPH-Gx	GCV/2055	NWTPH-Gx	GCV/2060
255818017	**SPL-7-5**	NWTPH-Gx	GCV/2055	NWTPH-Gx	GCV/2060
255818001	**SPL-7-1**	EPA 6020	ICPM/23821	EPA 6020	ICPM/9649
255818002	**SPL-7-2**	EPA 6020	ICPM/23821	EPA 6020	ICPM/9649
255818003	**SPL-7-3**	EPA 6020	ICPM/23821	EPA 6020	ICPM/9649
255818004	**SPL-7-4**	EPA 6020	ICPM/23821	EPA 6020	ICPM/9649
255818001	**SPL-7-1**	EPA 3546	OEXT/3039	EPA 8270 by SIM	MSSV/1461
255818002	**SPL-7-2**	EPA 3546	OEXT/3039	EPA 8270 by SIM	MSSV/1461
255818003	**SPL-7-3**	EPA 3546	OEXT/3039	EPA 8270 by SIM	MSSV/1461
255818004	**SPL-7-4**	EPA 3546	OEXT/3039	EPA 8270 by SIM	MSSV/1461
255818001	**SPL-7-1**	EPA 8260	MSV/3520		
255818002	**SPL-7-2**	EPA 8260	MSV/3520		
255818003	**SPL-7-3**	EPA 8260	MSV/3520		
255818004	**SPL-7-4**	EPA 8260	MSV/3520		
255818015	**SPL-8-3**	EPA 8260	MSV/3520		
255818016	**TB-1318561**	EPA 8260	MSV/3520		
255818017	**SPL-7-5**	EPA 8260	MSV/3520		
255818001	**SPL-7-1**	ASTM D2974-87	PMST/1439		
255818002	**SPL-7-2**	ASTM D2974-87	PMST/1439		
255818003	**SPL-7-3**	ASTM D2974-87	PMST/1439		
255818004	**SPL-7-4**	ASTM D2974-87	PMST/1439		
255818005	**SPL-6-1**	ASTM D2974-87	PMST/1440		
255818006	**SPL-6-2**	ASTM D2974-87	PMST/1440		
255818007	**SPL-6-3**	ASTM D2974-87	PMST/1440		
255818008	**SPL-6-4**	ASTM D2974-87	PMST/1440		
255818009	**SPL-6-5**	ASTM D2974-87	PMST/1440		
255818010	**SPL-9-1**	ASTM D2974-87	PMST/1440		

This report shall not be reproduced, except in full,
without the written consent of Pace Analytical Services, Inc..

Pace Analytical Services, Inc.
940 South Harney
Seattle, WA 98108
(206)767-5060

QUALITY CONTROL DATA CROSS REFERENCE TABLE

Project: East Bay Redevelopment 138130
Pace Project No.: 255818

Lab ID	Sample ID	QC Batch Method	QC Batch	Analytical Method	Analytical Batch
255818011	**SPL-9-2**	ASTM D2974-87	PMST/1440		
255818012	**SPL-9-3**	ASTM D2974-87	PMST/1440		
255818013	**SPL-8-1**	ASTM D2974-87	PMST/1440		
255818014	**SPL-8-2**	ASTM D2974-87	PMST/1440		
255818015	**SPL-8-3**	ASTM D2974-87	PMST/1440		
255818017	**SPL-7-5**	ASTM D2974-87	PMST/1440		

This report shall not be reproduced, except in full,
without the written consent of Pace Analytical Services, Inc..

Pace Analytical Services, Inc.
1700 Elm Street
Minneapolis, MN 55414
Phone: 612.607.1700
Fax: 612.607.6444

www.pacelabs.com

Report Prepared for:

Jennifer Gross
PASI Seattle
940 S. Harney Street
Seattle WA 98108

REPORT OF LABORATORY ANALYSIS FOR PCDD/PCDF

Report Information:

Pace Project #: 10144251
Sample Receipt Date: 12/01/2010
Client Project #: 255818 Brown & Caldwell
Client Sub PO #: N/A
State Cert #: C755

Invoicing & Reporting Options:

The report provided has been invoiced as a Level 2 PCDD/PCDF Report. If an upgrade of this report package is requested, an additional charge may be applied.

Please review the attached invoice for accuracy and forward any questions to Nate Habte, your Pace Project Manager.

This report has been reviewed by:

December 09, 2010

Nate Habte, Project Manager
(612) 607-6407
(612) 607-6444 (fax)
natnael.habte@pacelabs.com

Report Prepared Date:
December 9, 2010

Report of Laboratory Analysis

This report should not be reproduced, except in full, without the written consent of Pace Analytical Services, Inc.

The results relate only to the samples included in this report.

Pace Analytical Services, Inc.
1700 Elm Street
Minneapolis, MN 55414
Phone: 612.607.1700
Fax: 612.607.6444

DISCUSSION

This report presents the results from the analyses performed on four samples submitted by a representative of PASI Seattle. The samples were analyzed for the presence or absence of polychlorodibenzo-p-dioxins (PCDDs) and polychlorodibenzofurans (PCDFs) using a modified version of USEPA Method 8290. Reporting limits were based on signal-to-noise measurements.

The recoveries of the isotopically-labeled PCDD/PCDF internal standards in the sample extracts ranged from 50-99%. With the exception of onelow value in the method blank, which was flagged "R" on the result table, the labeled standard recoveries obtained for this project were within the 40-135% target range specified in Method 8290. Also, since the quantification of the native 2,3,7,8-substituted congeners was based on isotope dilution, the data were automatically corrected for variation in recovery and accurate values were obtained.

In one case, an interfering substance impacted the determination of a PCDF congener. The affected value was flagged "I" due to an incorrect isotope ratio.

A laboratory method blank was prepared and analyzed with the sample batch as part of our routine quality control procedures. The results show the blank to contain trace levels of selected congeners. These were below the calibration range of the method. Sample levels similar to the corresponding blank levels were flagged "B" on the results tables and may be, at least partially, attributed to the background. It should be noted that levels less than ten times the background are not generally considered to be statistically different from the background.

A laboratory spike sample was also prepared with the sample batch using clean sand that had been fortified with native standard materials. The results show that the spiked native compounds were recovered at 98-124%, indicating a high degree of accuracy for these determinations. Matrix spikes were prepared with the sample batch using sample material from a separate project; results from these analyses will be provided upon request.

This report shall not be reproduced, except in full,
without the written consent of Pace Analytical Services, Inc.

Pace Analytical Services, Inc.
1700 Elm Street - Suite 200
Minneapolis, MN 55414

Tel: 612-607-1700
Fax: 612- 607-6444

Minnesota Laboratory Certifications

Authority	Certificate #	Authority	Certificate #
Alabama	40770	Montana	92
Alaska	MN00064	Nebraska	
Arizona	AZ0014	Nevada	MN000642010A
Arkansas	88-0680	New Jersey (NE	MN002
California	01155CA	New Mexico	MN00064
Colorado	MN00064	New York (NEL	11647
Connecticut	PH-0256	North Carolina	27700
EPA Region 5	WD-15J	North Dakota	R-036
EPA Region 8	8TMS-Q	Ohio	4150
Florida (NELAP	E87605	Ohio VAP	CL101
Georgia (DNR)	959	Oklahoma	D9922
Guam	09-019r	Oregon (ELAP)	MN200001-005
Hawaii	SLD	Oregon (OREL	MN200001-005
Idaho	MN00064	Pennsylvania	68-00563
Illinois	200012	Saipan	MP0003
Indiana	C-MN-01	South Carolina	74003001
Indiana	C-MN-01	Tennesee	2818
Iowa	368	Tennessee	02818
Kansas	E-10167	Texas	T104704192-08
Kentucky	90062	Utah (NELAP)	PAM
Louisiana	LA0900016	Virginia	00251
Maine	2007029	Washington	C755
Maryland	322	West Virginia	9952C
Michigan	9909	Wisconsin	999407970
Minnesota	027-053-137	Wyoming	8TMS-Q
Mississippi	MN00064		

REPORT OF LABORATORY ANALYSIS

This report shall not be reproduced, except in full,
without the written consent of Pace Analytical Services, Inc.

Appendix A

Sample Management

1151 10144251

Chain of Custody

Pace Analytical®
www.pacelabs.com

Workorder: 255818 **Workorder Name:** East Bay Redevelopment 138130 **Owner Received Date:** 11/24/2010 **Results Requested By:** ~~12/7/2010~~ 12/9/2010

Report To	Subcontract To
Jennifer Gross Pace Analytical Services, Inc. 940 South Harney Seattle WA 98108 Phone (206)767-5060 Fax (206)767-5063	Pace Analytical Minnesota 1700 Elm Street Suite 200 Minneapolis, MN 55414 Phone (612)607-1700

Item	Sample ID	Sample Type	Collect Date/Time	Lab ID	Matrix	Preserved Containers: Unpreserved	Requested Analysis: As, Ni, Cu, Pb, Cd 6020	Requested Analysis: Dioxins	LAB USE ONLY
1	SPL-7-1	PS	11/22/2010 14:46	255818001	Solid	2	X	X	001
2	SPL-7-2	PS	11/22/2010 14:40	255818002	Solid	2	X	X	002
3	SPL-7-3	PS	11/22/2010 14:50	255818003	Solid	2	X	X	003
4	SPL-7-4	PS	11/22/2010 15:00	255818004	Solid	2	X	X	004
5									

Transfers	Released By	Date/Time	Received By	Date/Time
1	Evan Dorman	11/30/10 2:00	Mike O'Connor / Pace MN	12/1/10 0855
2				
3				

Comments: Need final data by ~~FRI~~ 12/9/10
RUSH Dioxins

Cooler Temperature on Receipt 2.1 °C | Custody Seal (Y) or N | Received on Ice (Y) or N | Samples Intact (Y) or N

Sample Condition Upon Receipt

Pace Analytical

Client Name: Pace WA **Project #** 10144251

Courier: ☑ Fed Ex ☐ UPS ☐ USPS ☐ Client ☐ Commercial ☐ Pace ☐ Other _____

Tracking #: 794166431912

Optional: Proj. Due Date: Proj. Name:

Custody Seal on Cooler/Box Present: ☑ yes ☐ no **Seals Intact:** ☑ yes ☐ no

Packing Material: ☐ Bubble Wrap ☑ Bubble Bags ☐ None ☐ Other _____ **Temp Blank:** Yes ✓ No _____

Thermometer Used 80344042 or ~~179425~~ **Type of Ice:** ~~Wet~~ Blue None ☐ Samples on ice, cooling process has begun

Cooler Temperature 2.1 **Biological Tissue is Frozen:** Yes No

Temp should be above freezing to 6°C **Comments:**

Date and Initials of person examining contents: 12/1/10 MBD

Chain of Custody Present:	☑Yes ☐No ☐N/A	1.
Chain of Custody Filled Out:	☑Yes ☐No ☐N/A	2.
Chain of Custody Relinquished:	☑Yes ☐No ☐N/A	3.
Sampler Name & Signature on COC:	☐Yes ☑No ☐N/A	4.
Samples Arrived within Hold Time:	☑Yes ☐No ☐N/A	5.
Short Hold Time Analysis (<72hr):	☐Yes ☑No ☐N/A	6.
Rush Turn Around Time Requested:	☐Yes ☑No ☐N/A	7.
Sufficient Volume:	☑Yes ☐No ☐N/A	8.
Correct Containers Used:	☑Yes ☐No ☐N/A	9.
-Pace Containers Used:	☑Yes ☐No ☐N/A	
Containers Intact:	☑Yes ☐No ☐N/A	10.
Filtered volume received for Dissolved tests	☐Yes ☐No ☑N/A	11.
Sample Labels match COC:	☑Yes ☐No ☐N/A	12.
-Includes date/time/ID/Analysis Matrix: SL		
All containers needing acid/base preservation have been checked. Noncompliance are noted in 13.	☐Yes ☐No ☑N/A	13. ☐ HNO3 ☐ H2SO4 ☐ NaOH ☐ HCl
All containers needing preservation are found to be in compliance with EPA recommendation.	☐Yes ☐No ☑N/A	Samp #
Exceptions: VOA,Coliform, TOC, Oil and Grease, WI-DRO (water)	☐Yes ☑No	Initial when completed / Lot # of added preservative
Samples checked for dechlorination:	☐Yes ☐No ☑N/A	14.
Headspace in VOA Vials (>6mm):	☐Yes ☐No ☑N/A	15.
Trip Blank Present:	☐Yes ☐No ☑N/A	16.
Trip Blank Custody Seals Present	☐Yes ☐No ☑N/A	
Pace Trip Blank Lot # (if purchased):		

Client Notification/ Resolution: **Field Data Required?** Y / N

Person Contacted: _____ Date/Time: _____

Comments/ Resolution: _____

Project Manager Review: NAH **Date:** 12/1/10

Note: Whenever there is a discrepancy affecting North Carolina compliance samples, a copy of this form will be sent to the North Carolina DENR.

Pace Analytical Services, Inc.
1700 Elm Street - Suite 200
Minneapolis, MN 55414

Tel: 612-607-1700
Fax: 612- 607-6444

Reporting Flags

A = Reporting Limit based on signal to noise

B = Less than 10x higher than method blank level

C = Result obtained from confirmation analysis

D = Result obtained from analysis of diluted sample

E = Exceeds calibration range

I = Interference present

J = Estimated value

Nn = Value obtained from additional analysis

P = PCDE Interference

R = Recovery outside target range

S = Peak saturated

U = Analyte not detected

V = Result verified by confirmation analysis

X = %D Exceeds limits

Y = Calculated using average of daily RFs

* = See Discussion

This report shall not be reproduced, except in full,
without the written consent of Pace Analytical Services, Inc.

Appendix B

Sample Analysis Summary

Pace Analytical Services, Inc.
1700 Elm Street - Suite 200
Minneapolis, MN 55414

Tel: 612-607-1700
Fax: 612- 607-6444

Method 8290 Sample Analysis Results

Client - PASI Seattle

Client's Sample ID	SPL-7-1		
Lab Sample ID	255818001		
Filename	F101206B_21		
Injected By	BAL		
Total Amount Extracted	15.5 g	Matrix	Solid
% Moisture	24.1	Dilution	NA
Dry Weight Extracted	11.8 g	Collected	11/22/2010 14:46
ICAL ID	F101206	Received	12/01/2010 09:55
CCal Filename(s)	F101206B_10 & F101206B_26	Extracted	12/02/2010 17:15
Method Blank ID	BLANK-27127	Analyzed	12/07/2010 08:22

Native Isomers	Conc ng/Kg	EMPC ng/Kg	EDL ng/Kg		Internal Standards	ng's Added	Percent Recovery
2,3,7,8-TCDF	0.70	-----	0.160	BJ	2,3,7,8-TCDF-13C	2.00	63
Total TCDF	1.20	-----	0.160	B	2,3,7,8-TCDD-13C	2.00	78
					1,2,3,7,8-PeCDF-13C	2.00	53
2,3,7,8-TCDD	ND	-----	0.160		2,3,4,7,8-PeCDF-13C	2.00	55
Total TCDD	ND	-----	0.160		1,2,3,7,8-PeCDD-13C	2.00	62
					1,2,3,4,7,8-HxCDF-13C	2.00	86
1,2,3,7,8-PeCDF	ND	-----	0.130		1,2,3,6,7,8-HxCDF-13C	2.00	78
2,3,4,7,8-PeCDF	ND	-----	0.070		2,3,4,6,7,8-HxCDF-13C	2.00	80
Total PeCDF	ND	-----	0.098		1,2,3,7,8,9-HxCDF-13C	2.00	78
					1,2,3,4,7,8-HxCDD-13C	2.00	89
1,2,3,7,8-PeCDD	ND	-----	0.095		1,2,3,6,7,8-HxCDD-13C	2.00	76
Total PeCDD	ND	-----	0.095		1,2,3,4,6,7,8-HpCDF-13C	2.00	69
					1,2,3,4,7,8,9-HpCDF-13C	2.00	71
1,2,3,4,7,8-HxCDF	ND	-----	0.100		1,2,3,4,6,7,8-HpCDD-13C	2.00	77
1,2,3,6,7,8-HxCDF	ND	-----	0.130		OCDD-13C	4.00	67
2,3,4,6,7,8-HxCDF	ND	-----	0.098				
1,2,3,7,8,9-HxCDF	ND	-----	0.110		1,2,3,4-TCDD-13C	2.00	NA
Total HxCDF	ND	-----	0.110		1,2,3,7,8,9-HxCDD-13C	2.00	NA
1,2,3,4,7,8-HxCDD	ND	-----	0.270		2,3,7,8-TCDD-37Cl4	0.20	74
1,2,3,6,7,8-HxCDD	ND	-----	0.250				
1,2,3,7,8,9-HxCDD	ND	-----	0.140				
Total HxCDD	ND	-----	0.220				
1,2,3,4,6,7,8-HpCDF	ND	-----	0.140		Total 2,3,7,8-TCDD		
1,2,3,4,7,8,9-HpCDF	ND	-----	0.170		Equivalence: 0.28 ng/Kg		
Total HpCDF	ND	-----	0.160		(Using 2005 WHO Factors - Using PRL/2 where ND)		
1,2,3,4,6,7,8-HpCDD	0.60	-----	0.130	J			
Total HpCDD	0.60	-----	0.130	BJ			
OCDF	0.64	-----	0.160	J			
OCDD	5.20	-----	0.510	BJ			

Conc = Concentration (Totals include 2,3,7,8-substituted isomers).
EMPC = Estimated Maximum Possible Concentration
EDL = Estimated Detection Limit

ND = Not Detected
NA = Not Applicable
NC = Not Calculated

Results reported on a dry weight basis and are valid to no more than 2 significant figures.
J = Estimated value
B = Less than 10x higher than method blank level

REPORT OF LABORATORY ANALYSIS

This report shall not be reproduced, except in full,
without the written consent of Pace Analytical Services, Inc.

Pace Analytical Services, Inc.
1700 Elm Street - Suite 200
Minneapolis, MN 55414

Tel: 612-607-1700
Fax: 612- 607-6444

Method 8290 Sample Analysis Results

Client - PASI Seattle

Client's Sample ID	SPL-7-2		
Lab Sample ID	255818002		
Filename	F101206B_22		
Injected By	BAL		
Total Amount Extracted	32.5 g	Matrix	Solid
% Moisture	68.5	Dilution	NA
Dry Weight Extracted	10.2 g	Collected	11/22/2010 14:40
ICAL ID	F101206	Received	12/01/2010 09:55
CCal Filename(s)	F101206B_10 & F101206B_26	Extracted	12/02/2010 17:15
Method Blank ID	BLANK-27127	Analyzed	12/07/2010 09:10

Native Isomers	Conc ng/Kg	EMPC ng/Kg	EDL ng/Kg		Internal Standards	ng's Added	Percent Recovery
2,3,7,8-TCDF	16.0	-----	1.00		2,3,7,8-TCDF-13C	2.00	76
Total TCDF	260.0	-----	1.00		2,3,7,8-TCDD-13C	2.00	87
					1,2,3,7,8-PeCDF-13C	2.00	59
2,3,7,8-TCDD	3.2	-----	0.20		2,3,4,7,8-PeCDF-13C	2.00	61
Total TCDD	210.0	-----	0.20		1,2,3,7,8-PeCDD-13C	2.00	65
					1,2,3,4,7,8-HxCDF-13C	2.00	97
1,2,3,7,8-PeCDF	8.3	-----	0.72		1,2,3,6,7,8-HxCDF-13C	2.00	74
2,3,4,7,8-PeCDF	12.0	-----	0.37		2,3,4,6,7,8-HxCDF-13C	2.00	81
Total PeCDF	160.0	-----	0.55		1,2,3,7,8,9-HxCDF-13C	2.00	72
					1,2,3,4,7,8-HxCDD-13C	2.00	99
1,2,3,7,8-PeCDD	10.0	-----	0.49		1,2,3,6,7,8-HxCDD-13C	2.00	74
Total PeCDD	180.0	-----	0.49		1,2,3,4,6,7,8-HpCDF-13C	2.00	63
					1,2,3,4,7,8,9-HpCDF-13C	2.00	59
1,2,3,4,7,8-HxCDF	9.1	-----	0.66		1,2,3,4,6,7,8-HpCDD-13C	2.00	70
1,2,3,6,7,8-HxCDF	6.8	-----	0.49		OCDD-13C	4.00	50
2,3,4,6,7,8-HxCDF	8.7	-----	0.52				
1,2,3,7,8,9-HxCDF	2.7	-----	0.77	J	1,2,3,4-TCDD-13C	2.00	NA
Total HxCDF	110.0	-----	0.61		1,2,3,7,8,9-HxCDD-13C	2.00	NA
1,2,3,4,7,8-HxCDD	5.9	-----	1.50		2,3,7,8-TCDD-37Cl4	0.20	79
1,2,3,6,7,8-HxCDD	11.0	-----	1.20				
1,2,3,7,8,9-HxCDD	6.7	-----	0.86				
Total HxCDD	170.0	-----	1.20				
1,2,3,4,6,7,8-HpCDF	56.0	-----	0.36		Total 2,3,7,8-TCDD		
1,2,3,4,7,8,9-HpCDF	5.5	-----	0.64		Equivalence: 27 ng/Kg		
Total HpCDF	190.0	-----	0.50		(Using 2005 WHO Factors - Using PRL/2 where ND)		
1,2,3,4,6,7,8-HpCDD	160.0	-----	0.76				
Total HpCDD	300.0	-----	0.76				
OCDF	240.0	-----	1.90				
OCDD	1800.0	-----	0.99				

Conc = Concentration (Totals include 2,3,7,8-substituted isomers).
EMPC = Estimated Maximum Possible Concentration
EDL = Estimated Detection Limit

ND = Not Detected
NA = Not Applicable
NC = Not Calculated

Results reported on a dry weight basis and are valid to no more than 2 significant figures.
J = Estimated value

REPORT OF LABORATORY ANALYSIS

This report shall not be reproduced, except in full,
without the written consent of Pace Analytical Services, Inc.

Pace Analytical Services, Inc.
1700 Elm Street - Suite 200
Minneapolis, MN 55414

Tel: 612-607-1700
Fax: 612- 607-6444

Method 8290 Sample Analysis Results

Client - PASI Seattle

Client's Sample ID	SPL-7-3		
Lab Sample ID	255818003		
Filename	F101206B_23		
Injected By	BAL		
Total Amount Extracted	31.0 g	Matrix	Solid
% Moisture	67.4	Dilution	NA
Dry Weight Extracted	10.1 g	Collected	11/22/2010 14:50
ICAL ID	F101206	Received	12/01/2010 09:55
CCal Filename(s)	F101206B_10 & F101206B_26	Extracted	12/02/2010 17:15
Method Blank ID	BLANK-27127	Analyzed	12/07/2010 09:58

Native Isomers	Conc ng/Kg	EMPC ng/Kg	EDL ng/Kg		Internal Standards	ng's Added	Percent Recovery
2,3,7,8-TCDF	5.7	-----	0.320		2,3,7,8-TCDF-13C	2.00	86
Total TCDF	70.0	-----	0.320		2,3,7,8-TCDD-13C	2.00	90
					1,2,3,7,8-PeCDF-13C	2.00	71
2,3,7,8-TCDD	1.2	-----	0.300		2,3,4,7,8-PeCDF-13C	2.00	70
Total TCDD	51.0	-----	0.300		1,2,3,7,8-PeCDD-13C	2.00	75
					1,2,3,4,7,8-HxCDF-13C	2.00	91
1,2,3,7,8-PeCDF	2.0	-----	0.330	J	1,2,3,6,7,8-HxCDF-13C	2.00	75
2,3,4,7,8-PeCDF	2.2	-----	0.250	J	2,3,4,6,7,8-HxCDF-13C	2.00	82
Total PeCDF	29.0	-----	0.290		1,2,3,7,8,9-HxCDF-13C	2.00	78
					1,2,3,4,7,8-HxCDD-13C	2.00	92
1,2,3,7,8-PeCDD	2.8	-----	0.190	J	1,2,3,6,7,8-HxCDD-13C	2.00	75
Total PeCDD	32.0	-----	0.190		1,2,3,4,6,7,8-HpCDF-13C	2.00	66
					1,2,3,4,7,8,9-HpCDF-13C	2.00	69
1,2,3,4,7,8-HxCDF	1.4	-----	0.240	J	1,2,3,4,6,7,8-HpCDD-13C	2.00	76
1,2,3,6,7,8-HxCDF	1.1	-----	0.200	J	OCDD-13C	4.00	61
2,3,4,6,7,8-HxCDF	1.3	-----	0.200	J			
1,2,3,7,8,9-HxCDF	ND	-----	0.150		1,2,3,4-TCDD-13C	2.00	NA
Total HxCDF	13.0	-----	0.200		1,2,3,7,8,9-HxCDD-13C	2.00	NA
1,2,3,4,7,8-HxCDD	1.2	-----	0.150	J	2,3,7,8-TCDD-37Cl4	0.20	83
1,2,3,6,7,8-HxCDD	1.8	-----	0.260	J			
1,2,3,7,8,9-HxCDD	1.7	-----	0.096	J			
Total HxCDD	27.0	-----	0.170				
1,2,3,4,6,7,8-HpCDF	6.6	-----	0.260		Total 2,3,7,8-TCDD		
1,2,3,4,7,8,9-HpCDF	ND	-----	0.230		Equivalence: 6.4 ng/Kg		
Total HpCDF	23.0	-----	0.250		(Using 2005 WHO Factors - Using PRL/2 where ND)		
1,2,3,4,6,7,8-HpCDD	17.0	-----	0.330				
Total HpCDD	34.0	-----	0.330				
OCDF	26.0	-----	0.550				
OCDD	200.0	-----	1.000				

Conc = Concentration (Totals include 2,3,7,8-substituted isomers).
EMPC = Estimated Maximum Possible Concentration
EDL = Estimated Detection Limit

ND = Not Detected
NA = Not Applicable
NC = Not Calculated

Results reported on a dry weight basis and are valid to no more than 2 significant figures.
J = Estimated value

REPORT OF LABORATORY ANALYSIS

This report shall not be reproduced, except in full,
without the written consent of Pace Analytical Services, Inc.

Pace Analytical Services, Inc.
1700 Elm Street - Suite 200
Minneapolis, MN 55414

Tel: 612-607-1700
Fax: 612- 607-6444

Method 8290 Sample Analysis Results

Client - PASI Seattle

Client's Sample ID	SPL-7-4		
Lab Sample ID	255818004		
Filename	F101206B_24		
Injected By	BAL		
Total Amount Extracted	38.4 g	Matrix	Solid
% Moisture	73.8	Dilution	NA
Dry Weight Extracted	10.1 g	Collected	11/22/2010 15:00
ICAL ID	F101206	Received	12/01/2010 09:55
CCal Filename(s)	F101206B_10 & F101206B_26	Extracted	12/02/2010 17:15
Method Blank ID	BLANK-27127	Analyzed	12/07/2010 10:47

Native Isomers	Conc ng/Kg	EMPC ng/Kg	EDL ng/Kg		Internal Standards	ng's Added	Percent Recovery
2,3,7,8-TCDF	5.7	-----	0.49		2,3,7,8-TCDF-13C	2.00	94
Total TCDF	93.0	-----	0.49		2,3,7,8-TCDD-13C	2.00	96
					1,2,3,7,8-PeCDF-13C	2.00	82
2,3,7,8-TCDD	1.3	-----	0.28		2,3,4,7,8-PeCDF-13C	2.00	77
Total TCDD	67.0	-----	0.28		1,2,3,7,8-PeCDD-13C	2.00	89
					1,2,3,4,7,8-HxCDF-13C	2.00	93
1,2,3,7,8-PeCDF	2.9	-----	0.31	J	1,2,3,6,7,8-HxCDF-13C	2.00	77
2,3,4,7,8-PeCDF	5.5	-----	0.37		2,3,4,6,7,8-HxCDF-13C	2.00	84
Total PeCDF	56.0	-----	0.34		1,2,3,7,8,9-HxCDF-13C	2.00	78
					1,2,3,4,7,8-HxCDD-13C	2.00	97
1,2,3,7,8-PeCDD	4.2	-----	0.44	J	1,2,3,6,7,8-HxCDD-13C	2.00	77
Total PeCDD	56.0	-----	0.44		1,2,3,4,6,7,8-HpCDF-13C	2.00	71
					1,2,3,4,7,8,9-HpCDF-13C	2.00	72
1,2,3,4,7,8-HxCDF	5.0	-----	0.33		1,2,3,4,6,7,8-HpCDD-13C	2.00	80
1,2,3,6,7,8-HxCDF	2.9	-----	0.31	J	OCDD-13C	4.00	67
2,3,4,6,7,8-HxCDF	3.7	-----	0.33	J			
1,2,3,7,8,9-HxCDF	1.4	-----	0.22	J	1,2,3,4-TCDD-13C	2.00	NA
Total HxCDF	32.0	-----	0.30		1,2,3,7,8,9-HxCDD-13C	2.00	NA
1,2,3,4,7,8-HxCDD	2.1	-----	0.41	J	2,3,7,8-TCDD-37Cl4	0.20	88
1,2,3,6,7,8-HxCDD	5.4	-----	0.40				
1,2,3,7,8,9-HxCDD	3.1	-----	0.49	J			
Total HxCDD	76.0	-----	0.43				
1,2,3,4,6,7,8-HpCDF	22.0	-----	1.20		Total 2,3,7,8-TCDD		
1,2,3,4,7,8,9-HpCDF	-----	1.9	1.10	I	Equivalence: 11 ng/Kg		
Total HpCDF	78.0	-----	1.10		(Using 2005 WHO Factors - Using PRL/2 where ND)		
1,2,3,4,6,7,8-HpCDD	71.0	-----	1.10				
Total HpCDD	160.0	-----	1.10				
OCDF	87.0	-----	2.30				
OCDD	800.0	-----	17.00				

Conc = Concentration (Totals include 2,3,7,8-substituted isomers).
EMPC = Estimated Maximum Possible Concentration
EDL = Estimated Detection Limit

ND = Not Detected
NA = Not Applicable
NC = Not Calculated

Results reported on a dry weight basis and are valid to no more than 2 significant figures.
J = Estimated value
I = Interference present

REPORT OF LABORATORY ANALYSIS

This report shall not be reproduced, except in full,
without the written consent of Pace Analytical Services, Inc.

Pace Analytical Services, Inc.
1700 Elm Street - Suite 200
Minneapolis, MN 55414

Tel: 612-607-1700
Fax: 612- 607-6444

Method 8290 Blank Analysis Results

Lab Sample ID	BLANK-27127	Matrix	Solid
Filename	U101206A_06	Dilution	NA
Total Amount Extracted	20.2 g	Extracted	12/02/2010 17:15
ICAL ID	U101204A	Analyzed	12/06/2010 17:29
CCal Filename(s)	U101206A_02 & U101206A_17	Injected By	BAL

Native Isomers	Conc ng/Kg	EMPC ng/Kg	EDL ng/Kg		Internal Standards	ng's Added	Percent Recovery
2,3,7,8-TCDF	0.200	-----	0.047	J	2,3,7,8-TCDF-13C	2.00	51
Total TCDF	0.320	-----	0.047	J	2,3,7,8-TCDD-13C	2.00	61
					1,2,3,7,8-PeCDF-13C	2.00	39 R
2,3,7,8-TCDD	0.039	-----	0.026	J	2,3,4,7,8-PeCDF-13C	2.00	40
Total TCDD	0.039	-----	0.026	J	1,2,3,7,8-PeCDD-13C	2.00	48
					1,2,3,4,7,8-HxCDF-13C	2.00	80
1,2,3,7,8-PeCDF	ND	-----	0.044		1,2,3,6,7,8-HxCDF-13C	2.00	70
2,3,4,7,8-PeCDF	0.050	-----	0.036	J	2,3,4,6,7,8-HxCDF-13C	2.00	73
Total PeCDF	0.050	-----	0.040	J	1,2,3,7,8,9-HxCDF-13C	2.00	70
					1,2,3,4,7,8-HxCDD-13C	2.00	86
1,2,3,7,8-PeCDD	ND	-----	0.041		1,2,3,6,7,8-HxCDD-13C	2.00	77
Total PeCDD	ND	-----	0.041		1,2,3,4,6,7,8-HpCDF-13C	2.00	68
					1,2,3,4,7,8,9-HpCDF-13C	2.00	66
1,2,3,4,7,8-HxCDF	ND	-----	0.068		1,2,3,4,6,7,8-HpCDD-13C	2.00	77
1,2,3,6,7,8-HxCDF	ND	-----	0.081		OCDD-13C	4.00	72
2,3,4,6,7,8-HxCDF	ND	-----	0.063				
1,2,3,7,8,9-HxCDF	ND	-----	0.087		1,2,3,4-TCDD-13C	2.00	NA
Total HxCDF	ND	-----	0.075		1,2,3,7,8,9-HxCDD-13C	2.00	NA
1,2,3,4,7,8-HxCDD	ND	-----	0.094		2,3,7,8-TCDD-37Cl4	0.20	56
1,2,3,6,7,8-HxCDD	ND	-----	0.100				
1,2,3,7,8,9-HxCDD	ND	-----	0.097				
Total HxCDD	ND	-----	0.098				
1,2,3,4,6,7,8-HpCDF	ND	-----	0.071		Total 2,3,7,8-TCDD		
1,2,3,4,7,8,9-HpCDF	ND	-----	0.086		Equivalence: 0.13 ng/Kg		
Total HpCDF	ND	-----	0.078		(Using 2005 WHO Factors - Using PRL/2 where ND)		
1,2,3,4,6,7,8-HpCDD	ND	-----	0.100				
Total HpCDD	0.130	-----	0.100	J			
OCDF	ND	-----	0.140				
OCDD	0.550	-----	0.210	J			

Conc = Concentration (Totals include 2,3,7,8-substituted isomers).
EMPC = Estimated Maximum Possible Concentration
EDL = Estimated Detection Limit

Results reported on a dry weight basis and are valid to no more than 2 significant figures.
J = Estimated value
R = Recovery outside target range

REPORT OF LABORATORY ANALYSIS

This report shall not be reproduced, except in full,
without the written consent of Pace Analytical Services, Inc.

Pace Analytical Services, Inc.
1700 Elm Street - Suite 200
Minneapolis, MN 55414

Tel: 612-607-1700
Fax: 612- 607-6444

Method 8290 Laboratory Control Spike Results

Lab Sample ID	LCS-27128		
Filename	U101206A_03	Matrix	Solid
Total Amount Extracted	20.4 g	Dilution	NA
ICAL ID	U101204A	Extracted	12/02/2010 17:15
CCal Filename(s)	U101206A_02 & U101206A_17	Analyzed	12/06/2010 15:03
Method Blank ID	BLANK-27127	Injected By	BAL

Native Isomers	**Qs** (ng)	**Qm** (ng)	% Rec.	**Internal Standards**	**ng's Added**	**Percent Recovery**
2,3,7,8-TCDF	0.20	0.25	124	2,3,7,8-TCDF-13C	2.0	57
Total TCDF				2,3,7,8-TCDD-13C	2.0	71
				1,2,3,7,8-PeCDF-13C	2.0	60
2,3,7,8-TCDD	0.20	0.20	100	2,3,4,7,8-PeCDF-13C	2.0	57
Total TCDD				1,2,3,7,8-PeCDD-13C	2.0	78
				1,2,3,4,7,8-HxCDF-13C	2.0	79
1,2,3,7,8-PeCDF	1.0	1.1	115	1,2,3,6,7,8-HxCDF-13C	2.0	69
2,3,4,7,8-PeCDF	1.0	1.1	113	2,3,4,6,7,8-HxCDF-13C	2.0	71
Total PeCDF				1,2,3,7,8,9-HxCDF-13C	2.0	71
				1,2,3,4,7,8-HxCDD-13C	2.0	73
1,2,3,7,8-PeCDD	1.0	0.98	98	1,2,3,6,7,8-HxCDD-13C	2.0	77
Total PeCDD				1,2,3,4,6,7,8-HpCDF-13C	2.0	70
				1,2,3,4,7,8,9-HpCDF-13C	2.0	66
1,2,3,4,7,8-HxCDF	1.0	1.1	110	1,2,3,4,6,7,8-HpCDD-13C	2.0	76
1,2,3,6,7,8-HxCDF	1.0	1.1	113	OCDD-13C	4.0	63
2,3,4,6,7,8-HxCDF	1.0	1.1	115			
1,2,3,7,8,9-HxCDF	1.0	1.1	115	1,2,3,4-TCDD-13C	2.0	NA
Total HxCDF				1,2,3,7,8,9-HxCDD-13C	2.0	NA
1,2,3,4,7,8-HxCDD	1.0	1.1	112	2,3,7,8-TCDD-37Cl4	0.20	68
1,2,3,6,7,8-HxCDD	1.0	1.1	109			
1,2,3,7,8,9-HxCDD	1.0	1.1	114			
Total HxCDD						
1,2,3,4,6,7,8-HpCDF	1.0	1.2	116			
1,2,3,4,7,8,9-HpCDF	1.0	1.1	110			
Total HpCDF						
1,2,3,4,6,7,8-HpCDD	1.0	1.0	102			
Total HpCDD						
OCDF	2.0	2.3	115			
OCDD	2.0	2.4	122			

Qs = Quantity Spiked
Qm = Quantity Measured
Rec. = Recovery (Expressed as Percent)
R = Recovery outside of target range
Y = RF averaging used in calculations
Nn = Value obtained from additional analysis
NA = Not Applicable
* = See Discussion

REPORT OF LABORATORY ANALYSIS

This report shall not be reproduced, except in full,
without the written consent of Pace Analytical Services, Inc.

Pace Analytical®
www.pacelabs.com

CHAIN-OF-CUSTODY / Analytical Request Document

The Chain-of-Custody is a LEGAL DOCUMENT. All relevant fields must be completed accurately.

255818

Page: 1 of 2

1318562

Section A Required Client Information:	Section B Required Project Information:	Section C Invoice Information:
Company: Brown + Caldwell	Report To: Jon Turk	Attention: See Section A
Address: 724 Columbia St NW #420 Olympia, WA 98501	Copy To: Josh Johnson	Company Name:
		Address:
Email To: jturk@brwncald.com	Purchase Order No.:	Pace Quote Reference:
Phone: 360-943-7525 Fax: 360-943-7513	Project Name:	Pace Project Manager:
Requested Due Date/TAT: 12/9/10	Project Number:	Pace Profile #:

REGULATORY AGENCY

☐ NPDES ☐ GROUND WATER ☐ DRINKING WATER
☐ UST ☐ RCRA ☒ OTHER ECY

Site Location STATE: WA

Section D Required Client Information

Matrix Codes MATRIX / CODE: Drinking Water DW, Water WT, Waste Water WW, Product P, Soil/Solid SL, Oil OL, Wipe WP, Air AR, Tissue TS, Other OT

SAMPLE ID (A-Z, 0-9 / ,-) Sample IDs MUST BE UNIQUE

Requested Analysis Filtered (Y/N)

ITEM #	SAMPLE ID	MATRIX CODE (see valid codes to left)	SAMPLE TYPE (G=GRAB C=COMP)	COLLECTED COMPOSITE START DATE	COMPOSITE START TIME	COMPOSITE END/GRAB DATE	COMPOSITE END/GRAB TIME	SAMPLE TEMP AT COLLECTION	# OF CONTAINERS	Preservatives: Unpreserved	H_2SO_4	HNO_3	HCl	NaOH	$Na_2S_2O_3$	Methanol	Other	Analysis Test (Y/N)	As, Ni, Cu, Pb, Cd	Dioxin, Furan	TPH-D, TPH-HO SG	cPAH, Naphthalene	TPH-G, BTEX SG	Residual Chlorine (Y/N)	Pace Project No./ Lab I.D.
1	SPL-7-1	SL	G			11/22/10	14:40		7	X						X	X		X	X	X	X	X		
2	SPL-7-2						14:40																		
3	SPL-7-3						14:50																		
4	SPL-7-4						15:00																		
5	SPL-6-1						13:20		3							X	X						X		
6	SPL-6-2						13:40																		
7	SPL-6-3						13:40																		
8	SPL-6-4						13:50																		
9	SPL-6-5						13:55																		
10	SPL-9-1						13:00																		
11	SPL-9-2						13:10																		
12	SPL-9-3						13:00																		

ADDITIONAL COMMENTS	RELINQUISHED BY / AFFILIATION	DATE	TIME	ACCEPTED BY / AFFILIATION	DATE	TIME	SAMPLE CONDITIONS: Temp in °C	Received on Ice (Y/N)	Custody Sealed Cooler (Y/N)	Samples Intact (Y/N)
	Jon Turk	11/22/10	1800	to Custody Seal for Pace Courier						
				Jyothi Swan	11/24/10	1408	1.4	Y	Y	Y

ORIGINAL

SAMPLER NAME AND SIGNATURE

PRINT Name of SAMPLER: Jon Turk

SIGNATURE of SAMPLER: [signature]

DATE Signed (MM/DD/YY): 11/22/10

*Important Note: By signing this form you are accepting Pace's NET 30 day payment terms and agreeing to late charges of 1.5% per month for any invoices not paid within 30 days.

F-ALL-Q-020rev.07, 15-May-2007

Pace Analytical
www.pacelabs.com

CHAIN-OF-CUSTODY / Analytical Request Document

The Chain-of-Custody is a LEGAL DOCUMENT. All relevant fields must be completed accurately.

255818

Page: 2 of 2

1318561

Section A Required Client Information:

Company: Brown + Caldwell
Address: 724 Columbia St NW #420, Olympia WA 98501
Email To: jturk@brwncald.com
Phone: 360-943-7525 Fax: 360 943-7513
Requested Due Date/TAT: 12/9/10

Section B Required Project Information:

Report To: Jon Turk
Copy To: Josh Johnson
Purchase Order No.:
Project Name:
Project Number:

Section C Invoice Information:

Attention: Section A
Company Name:
Address:
Pace Quote Reference:
Pace Project Manager:
Pace Profile #:

REGULATORY AGENCY

☐ NPDES ☐ GROUND WATER ☐ DRINKING WATER
☐ UST ☐ RCRA ☒ OTHER ECY

Site Location STATE: WA

Section D Required Client Information

SAMPLE ID (A-Z, 0-9 / ,-) Sample IDs MUST BE UNIQUE

Matrix Codes MATRIX / CODE

Drinking Water	DW
Water	WT
Waste Water	WW
Product	P
Soil/Solid	SL
Oil	OL
Wipe	WP
Air	AR
Tissue	TS
Other	OT

ITEM #	SAMPLE ID	MATRIX CODE (see valid codes to left)	SAMPLE TYPE (G=GRAB C=COMP)	COLLECTED COMPOSITE START DATE	COLLECTED COMPOSITE START TIME	COLLECTED COMPOSITE END/GRAB DATE	COLLECTED COMPOSITE END/GRAB TIME	SAMPLE TEMP AT COLLECTION	# OF CONTAINERS	Preservatives: Unpreserved	H_2SO_4	HNO_3	HCl	NaOH	$Na_2S_2O_3$	Methanol	Other	Y/N	Analysis Test: SG	TPH-G, BTEX	Residual Chlorine (Y/N)	Pace Project No./ Lab I.D.
1	SPL-S-1	SL	G			11/22	14:00		3							X	X			X		
2	SPL-S-2						14:15															
3	SPL-S-3						14:30															
4	TB-131856								3							X	X			X		
5	SPL-T-S	SL	G			11/22/10	15:10		3							X	X			X		
6	Temp Blank	WT																				
7																						
8																						
9																						
10																						
11																						
12																						

ADDITIONAL COMMENTS	RELINQUISHED BY / AFFILIATION	DATE	TIME	ACCEPTED BY / AFFILIATION	DATE	TIME	SAMPLE CONDITIONS: Temp in °C	Received on Ice (Y/N)	Custody Sealed Cooler (Y/N)	Samples Intact (Y/N)
	Jon Turk (BC)	11/22	18:00	to Custody Seal for Pace Courier						
				Jyothi Swamy	11/24/10	1408	1.4	Y	Y	Y

ORIGINAL

SAMPLER NAME AND SIGNATURE
PRINT Name of SAMPLER: Jon Turk
SIGNATURE of SAMPLER: Jon Turk
DATE Signed (MM/DD/YY): 11/22/10

*Important Note: By signing this form you are accepting Pace's NET 30 day payment terms and agreeing to late charges of 1.5% per month for any invoices not paid within 30 days.

Sample Container Count

255818

CLIENT: Brown & Caldwell

Pace Analytical
www.pacelabs.com

COC PAGE 1 of 2
COC ID# 1318562

Sample Line Item	VG9H	AG1H	AG1U	BG1H	BP1U	BP2U	BP3U	BP2N	BP2S	WGFU	WGKU	DG9M	VG9W		Comments
1										4		1	2		
2										4					
3										4					
4										4					
5															
6															
7															
8															
9															
10															
11															
12															Trip Blank? yes

AG1H	1 liter HCL amber glass		BP2S	500mL H2SO4 plastic		JGFU	4oz unpreserved amber wide
AG1U	1liter unpreserved amber glass		BP2U	500mL unpreserved plastic		R	terra core kit
AG2S	500mL H2SO4 amber glass		BP2Z	500mL NaOH, Zn Ac		U	Summa Can
AG2U	500mL unpreserved amber glass		BP3C	250mL NaOH plastic		VG9H	40mL HCL clear vial
AG3S	250mL H2SO4 amber glass		BP3N	250mL HNO3 plastic		VG9T	40mL Na Thio. clear vial
BG1H	1 liter HCL clear glass		BP3S	250mL H2SO4 plastic		VG9U	40mL unpreserved **clear** vial
BG1U	1 liter unpreserved glass		BP3U	250mL unpreserved plastic		VG9W	40mL glass vial preweighted (EPA 5035)
BP1N	1 liter HNO3 plastic		DG9B	40mL Na Bisulfate amber vial		VSG	Headspace septa vial & HCL
BP1S	1 liter H2SO4 plastic		DG9H	40mL HCL amber voa vial		WGFU	4oz clear soil jar
BP1U	1 liter unpreserved plastic		DG9M	40mL MeOH clear vial		WGFX	4oz wide jar w/hexane wipe
BP1Z	1 liter NaOH, Zn, Ac		DG9T	40mL Na Thio amber vial		ZPLC	Ziploc Bag
BP2N	500mL HNO3 plastic		DG9U	40mL unpreserved **amber** vial			
BP2O	500mL NaOH plastic		I	Wipe/Swab			

Sample Container Count

255818

CLIENT: Brown + Caldwell

Pace Analytical
www.pacelabs.com

COC PAGE 2 of 2
COC ID# 1318562

Sample Line Item	VG9H	AG1H	AG1U	BG1H	BP1U	BP2U	BP3U	BP2N	BP2S	WGFU	WGKU	DG9M		VG9W	Comments
1												1		2	
2												↓		↓	
3															
4												↓		↓	
5												1		2	
6															
7															
8															
9															
10															
11															
12															Trip Blank? yes

AG1H	1 liter HCL amber glass		BP2S	500mL H2SO4 plastic		JGFU	4oz unpreserved amber wide
AG1U	1liter unpreserved amber glass		BP2U	500mL unpreserved plastic		R	terra core kit
AG2S	500mL H2SO4 amber glass		BP2Z	500mL NaOH, Zn Ac		U	Summa Can
AG2U	500mL unpreserved amber glass		BP3C	250mL NaOH plastic		VG9H	40mL HCL clear vial
AG3S	250mL H2SO4 amber glass		BP3N	250mL HNO3 plastic		VG9T	40mL Na Thio. clear vial
BG1H	1 liter HCL clear glass		BP3S	250mL H2SO4 plastic		VG9U	40mL unpreserved **clear** vial
BG1U	1 liter unpreserved glass		BP3U	250mL unpreserved plastic		VG9W	40mL glass vial preweighted (EPA 5035)
BP1N	1 liter HNO3 plastic		DG9B	40mL Na Bisulfate amber vial		VSG	Headspace septa vial & HCL
BP1S	1 liter H2SO4 plastic		DG9H	40mL HCL amber voa vial		WGFU	4oz clear soil jar
BP1U	1 liter unpreserved plastic		DG9M	40mL MeOH clear vial		WGFX	4oz wide jar w/hexane wipe
BP1Z	1 liter NaOH, Zn, Ac		DG9T	40mL Na Thio amber vial		ZPLC	Ziploc Bag
BP2N	500mL HNO3 plastic		DG9U	40mL unpreserved **amber** vial			
BP2O	500mL NaOH plastic		I	Wipe/Swab			

Sample Condition Upon Receipt

Pace Analytical

Client Name: Brown + Caldwell Project # 255818

Courier: ☑ Fed Ex ☐ UPS ☐ USPS ☐ Client ☐ Commercial ☐ Pace Other _____

Tracking #: 8738 8211 5370

Custody Seal on Cooler/Box Present: ☑ Yes ☐ No Seals intact: ☑ Yes ☐ No

Packing Material: ☑ Bubble Wrap ☑ Bubble Bags ☐ None ☐ Other _____ Temp. Blank (Yes) ____ No ____

Thermometer Used 132013 or (101731962) or 226099 Type of Ice: (Wet) Blue None ☐ Samples on ice, cooling process has begun

Cooler Temperature 1.4°C Biological Tissue is Frozen: Yes No

Temp should be above freezing ≤ 6°C

Comments:

Date and Initials of person examining contents: NJS 11/24/10

Chain of Custody Present:	☑Yes	☐No	☐N/A	1.
Chain of Custody Filled Out:	☑Yes	☐No	☐N/A	2.
Chain of Custody Relinquished:	☑Yes	☐No	☐N/A	3.
Sampler Name & Signature on COC:	☑Yes	☐No	☐N/A	4.
Samples Arrived within Hold Time:	☑Yes	☐No	☐N/A	5.
Short Hold Time Analysis (<72hr):	☐Yes	☑No	☐N/A	6.
Rush Turn Around Time Requested:	☐Yes	☑No	☐N/A	7.
Sufficient Volume:	☑Yes	☐No	☐N/A	8.
Correct Containers Used:	☑Yes	☐No	☐N/A	9.
-Pace Containers Used:	☑Yes	☐No	☐N/A	
Containers Intact:	☑Yes	☐No	☐N/A	10.
Filtered volume received for Dissolved tests	☐Yes	☐No	☑N/A	11.
Sample Labels match COC:	☑Yes	☐No	☐N/A	12.
-Includes date/time/ID/Analysis Matrix: Soil				
All containers needing preservation have been checked.	☐Yes	☐No	☑N/A	13. Terracore kits frozen at 11/24/10 14:27 NJS
All containers needing preservation are found to be in compliance with EPA recommendation.	☐Yes	☐No	☑N/A	
Exceptions: VOA, coliform, TOC, O&G				Initial when completed / Lot # of added preservative
Samples checked for dechlorination:	☐Yes	☐No	☑N/A	14.
Headspace in VOA Vials (>6mm):	☐Yes	☐No	☑N/A	15.
Trip Blanks Present:	☑Yes	☐No	☐N/A	16.
Trip Blank Custody Seals Present	☐Yes	☑No	☐N/A	
Pace Trip Blank Lot # (if purchased):				

Client Notification/ Resolution: Field Data Required? Y / N

Person Contacted: Josh Johnson, Jon Turk Date/Time: 11/29/10 0918

Comments/ Resolution:

Notified client that 10 samples were frozen outside the 48 hour window. RSM → SPL-6-1, SPL-6-2, SPL-6-3, SPL-6-4, SPL-6-5, SPL-9-1, SPL-9-2, SPL-9-3, SPL-8-1, SPL-8-2

Per Jon Turk - BTEX will be recollected for samples listed above. Proceed with the rest of the analyses. RSM

Project Manager Review: RSM Date: 11/29/10 14:00

Note: Whenever there is a discrepancy affecting North Carolina compliance samples, a copy of this form will be sent to the North Carolina DEHNR Certification Office (i.e out of hold, incorrect preservative, out of temp, incorrect containers)

Pace Analytical Services, Inc.
940 South Harney
Seattle, WA 98108
(206)767-5060

December 09, 2010

Joshua Johnson
Brown & Caldwell
724 Columbia St. NW#420
Olympia, WA 98501

RE: Project: Olympia Soils
Pace Project No.: 255764

Dear Joshua Johnson:
Enclosed are the analytical results for sample(s) received by the laboratory on November 18, 2010. The results relate only to the samples included in this report. Results reported herein conform to the most current NELAC standards, where applicable, unless otherwise narrated in the body of the report.

If you have any questions concerning this report, please feel free to contact me.

Sincerely,

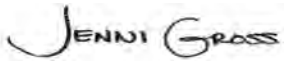

Jennifer Gross

jennifer.gross@pacelabs.com
Project Manager

Enclosures

This report shall not be reproduced, except in full,
without the written consent of Pace Analytical Services, Inc..

Pace Analytical Services, Inc.
940 South Harney
Seattle, WA 98108
(206)767-5060

CERTIFICATIONS

Project: Olympia Soils
Pace Project No.: 255764

Minnesota Certification IDs

1700 Elm Street SE Suite 200, Minneapolis, MN 55414
Alaska Certification #: UST-078
Alaska Certification #MN00064
Arizona Certification #: AZ-0014
Arkansas Certification #: 88-0680
California Certification #: 01155CA
EPA Region 8 Certification #: Pace
Florida/NELAP Certification #: E87605
Georgia Certification #: 959
Idaho Certification #: MN00064
Illinois Certification #: 200011
Iowa Certification #: 368
Kansas Certification #: E-10167
Louisiana Certification #: 03086
Louisiana Certification #: LA080009
Maine Certification #: 2007029
Maryland Certification #: 322
Michigan DEQ Certification #: 9909
Minnesota Certification #: 027-053-137
Mississippi Certification #: Pace
Montana Certification #: MT CERT0092
Nevada Certification #: MN_00064
Nebraska Certification #: Pace
New Jersey Certification #: MN-002
New Mexico Certification #: Pace
New York Certification #: 11647
North Carolina Certification #: 530
North Dakota Certification #: R-036
North Dakota Certification #: R-036A
Ohio VAP Certification #: CL101
Oklahoma Certification #: D9921
Oklahoma Certification #: 9507
Oregon Certification #: MN200001
Pennsylvania Certification #: 68-00563
Puerto Rico Certification
Tennessee Certification #: 02818
Texas Certification #: T104704192
Washington Certification #: C754
Wisconsin Certification #: 999407970

Washington Certification IDs

940 South Harney Street, Seattle, WA 98108
Alaska CS Certification #: UST-025
Alaska Drinking Water VOC Certification #: WA01230
Alaska Drinking Water Micro Certification #: WA01230
California Certification #: 01153CA
Florida/NELAP Certification #: E87617
Oregon Certification #: WA200007
Washington Certification #: C1229

This report shall not be reproduced, except in full,
without the written consent of Pace Analytical Services, Inc..

Pace Analytical Services, Inc.
940 South Harney
Seattle, WA 98108
(206)767-5060

SAMPLE ANALYTE COUNT

Project: Olympia Soils
Pace Project No.: 255764

Lab ID	Sample ID	Method	Analysts	Analytes Reported	Laboratory
255764001	**SPL-11-1**	NWTPH-Dx	ERB	4	PASI-S
		NWTPH-Gx	AY1	3	PASI-S
		EPA 6020	RJS	5	PASI-M
		EPA 8270 by SIM	DMT	20	PASI-S
		EPA 8260	LPM	8	PASI-S
		ASTM D2974-87	KJ1	1	PASI-S
255764002	**SPL-11-2**	NWTPH-Dx	ERB	4	PASI-S
		NWTPH-Gx	AY1	3	PASI-S
		EPA 6020	RJS	5	PASI-M
		EPA 8270 by SIM	DMT	20	PASI-S
		EPA 8260	LPM	8	PASI-S
		ASTM D2974-87	KJ1	1	PASI-S
255764003	**SPL-11-3**	NWTPH-Dx	ERB	4	PASI-S
		NWTPH-Gx	AY1	3	PASI-S
		EPA 6020	RJS	5	PASI-M
		EPA 8270 by SIM	DMT	20	PASI-S
		EPA 8260	LPM	8	PASI-S
		ASTM D2974-87	KJ1	1	PASI-S
255764004	**SPL-10-1**	NWTPH-Dx	ERB	4	PASI-S
		NWTPH-Gx	AY1	3	PASI-S
		EPA 6020	RJS	5	PASI-M
		EPA 8270 by SIM	DMT	20	PASI-S
		EPA 8260	LPM	8	PASI-S
		ASTM D2974-87	KJ1	1	PASI-S
255764005	**SPL-10-2**	NWTPH-Dx	ERB	4	PASI-S
		NWTPH-Gx	AY1	3	PASI-S
		EPA 6020	RJS	5	PASI-M
		EPA 8270 by SIM	DMT	20	PASI-S
		EPA 8260	LPM	8	PASI-S
		ASTM D2974-87	KJ1	1	PASI-S
255764006	**SPL-10-3**	NWTPH-Dx	ERB	4	PASI-S
		NWTPH-Gx	AY1	3	PASI-S
		EPA 6020	RJS	5	PASI-M
		EPA 8270 by SIM	DMT	20	PASI-S
		EPA 8260	LPM	8	PASI-S
		ASTM D2974-87	KJ1	1	PASI-S
255764007	**TB-1318922**	NWTPH-Gx	AY1	3	PASI-S

This report shall not be reproduced, except in full,
without the written consent of Pace Analytical Services, Inc..

Pace Analytical Services, Inc.
940 South Harney
Seattle, WA 98108
(206)767-5060

SAMPLE ANALYTE COUNT

Project: Olympia Soils
Pace Project No.: 255764

Lab ID	Sample ID	Method	Analysts	Analytes Reported	Laboratory
		EPA 8260	LPM	8	PASI-S

This report shall not be reproduced, except in full,
without the written consent of Pace Analytical Services, Inc..

Pace Analytical Services, Inc.
940 South Harney
Seattle, WA 98108
(206)767-5060

ANALYTICAL RESULTS

Project: Olympia Soils
Pace Project No.: 255764

Sample: SPL-11-1 **Lab ID: 255764001** Collected: 11/16/10 11:00 Received: 11/18/10 09:25 Matrix: Solid

Results reported on a "dry-weight" basis

Parameters	Results	Units	Report Limit	DF	Prepared	Analyzed	CAS No.	Qual
NWTPH-Dx GCS SG	Analytical Method: NWTPH-Dx Preparation Method: EPA 3546							
Diesel Range SG	ND	mg/kg	20.6	1	11/29/10 11:00	11/30/10 10:04		
Motor Oil Range SG	ND	mg/kg	82.3	1	11/29/10 11:00	11/30/10 10:04	64742-65-0	
n-Octacosane (S) SG	106	%	50-150	1	11/29/10 11:00	11/30/10 10:04	630-02-4	
o-Terphenyl (S) SG	102	%	50-150	1	11/29/10 11:00	11/30/10 10:04	84-15-1	
NWTPH-Gx GCV	Analytical Method: NWTPH-Gx Preparation Method: NWTPH-Gx							
Gasoline Range Organics	ND	mg/kg	6.3	1	11/29/10 12:00	11/30/10 05:48		
a,a,a-Trifluorotoluene (S)	112	%	50-150	1	11/29/10 12:00	11/30/10 05:48	98-08-8	
4-Bromofluorobenzene (S)	120	%	50-150	1	11/29/10 12:00	11/30/10 05:48	460-00-4	
6020 MET ICPMS	Analytical Method: EPA 6020							
Arsenic	**4.5**	mg/kg	0.49	20	11/24/10 07:01	11/30/10 11:49	7440-38-2	
Cadmium	**0.084**	mg/kg	0.078	20	11/24/10 07:01	11/30/10 11:49	7440-43-9	
Copper	**35.2**	mg/kg	0.49	20	11/24/10 07:01	11/30/10 11:49	7440-50-8	
Lead	**8.1**	mg/kg	0.49	20	11/24/10 07:01	11/30/10 11:49	7439-92-1	
Nickel	**36.0**	mg/kg	0.49	20	11/24/10 07:01	11/30/10 11:49	7440-02-0	
8270 MSSV PAH by SIM	Analytical Method: EPA 8270 by SIM Preparation Method: EPA 3546							
Acenaphthene	ND	ug/kg	7.9	1	11/24/10 12:40	12/02/10 15:12	83-32-9	
Acenaphthylene	ND	ug/kg	7.9	1	11/24/10 12:40	12/02/10 15:12	208-96-8	
Anthracene	ND	ug/kg	7.9	1	11/24/10 12:40	12/02/10 15:12	120-12-7	
Benzo(a)anthracene	**10.0**	ug/kg	7.9	1	11/24/10 12:40	12/02/10 15:12	56-55-3	
Benzo(a)pyrene	**11.5**	ug/kg	7.9	1	11/24/10 12:40	12/02/10 15:12	50-32-8	
Benzo(b)fluoranthene	**13.1**	ug/kg	7.9	1	11/24/10 12:40	12/02/10 15:12	205-99-2	
Benzo(g,h,i)perylene	**13.0**	ug/kg	7.9	1	11/24/10 12:40	12/02/10 15:12	191-24-2	
Benzo(k)fluoranthene	**8.7**	ug/kg	7.9	1	11/24/10 12:40	12/02/10 15:12	207-08-9	
Chrysene	**24.9**	ug/kg	7.9	1	11/24/10 12:40	12/02/10 15:12	218-01-9	
Dibenz(a,h)anthracene	ND	ug/kg	7.9	1	11/24/10 12:40	12/02/10 15:12	53-70-3	
Fluoranthene	**14.8**	ug/kg	7.9	1	11/24/10 12:40	12/02/10 15:12	206-44-0	
Fluorene	ND	ug/kg	7.9	1	11/24/10 12:40	12/02/10 15:12	86-73-7	
Indeno(1,2,3-cd)pyrene	ND	ug/kg	7.9	1	11/24/10 12:40	12/02/10 15:12	193-39-5	
1-Methylnaphthalene	ND	ug/kg	7.9	1	11/24/10 12:40	12/02/10 15:12	90-12-0	
2-Methylnaphthalene	ND	ug/kg	7.9	1	11/24/10 12:40	12/02/10 15:12	91-57-6	
Naphthalene	ND	ug/kg	7.9	1	11/24/10 12:40	12/02/10 15:12	91-20-3	
Phenanthrene	**8.1**	ug/kg	7.9	1	11/24/10 12:40	12/02/10 15:12	85-01-8	
Pyrene	**24.0**	ug/kg	7.9	1	11/24/10 12:40	12/02/10 15:12	129-00-0	
2-Fluorobiphenyl (S)	66	%	31-131	1	11/24/10 12:40	12/02/10 15:12	321-60-8	2n
Terphenyl-d14 (S)	64	%	30-133	1	11/24/10 12:40	12/02/10 15:12	1718-51-0	
8260/5035A Volatile Organics	Analytical Method: EPA 8260							
Benzene	ND	ug/kg	3.3	1		11/30/10 12:40	71-43-2	
Ethylbenzene	ND	ug/kg	3.3	1		11/30/10 12:40	100-41-4	
Toluene	ND	ug/kg	3.3	1		11/30/10 12:40	108-88-3	
Xylene (Total)	ND	ug/kg	10	1		11/30/10 12:40	1330-20-7	
Dibromofluoromethane (S)	104	%	80-136	1		11/30/10 12:40	1868-53-7	

This report shall not be reproduced, except in full,
without the written consent of Pace Analytical Services, Inc..

Pace Analytical Services, Inc.
940 South Harney
Seattle, WA 98108
(206)767-5060

ANALYTICAL RESULTS

Project: Olympia Soils
Pace Project No.: 255764

Sample: SPL-11-1 **Lab ID: 255764001** Collected: 11/16/10 11:00 Received: 11/18/10 09:25 Matrix: Solid

Results reported on a "dry-weight" basis

Parameters	Results	Units	Report Limit	DF	Prepared	Analyzed	CAS No.	Qual
8260/5035A Volatile Organics	Analytical Method: EPA 8260							
Toluene-d8 (S)	111	%	80-120	1		11/30/10 12:40	2037-26-5	
4-Bromofluorobenzene (S)	123	%	72-122	1		11/30/10 12:40	460-00-4	S3
1,2-Dichloroethane-d4 (S)	103	%	80-143	1		11/30/10 12:40	17060-07-0	
Percent Moisture	Analytical Method: ASTM D2974-87							
Percent Moisture	**14.5**	%	0.10	1		11/19/10 16:52		

Sample: SPL-11-2 **Lab ID: 255764002** Collected: 11/16/10 11:30 Received: 11/18/10 09:25 Matrix: Solid

Results reported on a "dry-weight" basis

Parameters	Results	Units	Report Limit	DF	Prepared	Analyzed	CAS No.	Qual
NWTPH-Dx GCS SG	Analytical Method: NWTPH-Dx Preparation Method: EPA 3546							
Diesel Range SG	**31.2**	mg/kg	18.9	1	11/29/10 11:00	11/30/10 10:21		
Motor Oil Range SG	**428**	mg/kg	75.8	1	11/29/10 11:00	11/30/10 10:21	64742-65-0	
n-Octacosane (S) SG	115	%	50-150	1	11/29/10 11:00	11/30/10 10:21	630-02-4	
o-Terphenyl (S) SG	105	%	50-150	1	11/29/10 11:00	11/30/10 10:21	84-15-1	
NWTPH-Gx GCV	Analytical Method: NWTPH-Gx Preparation Method: NWTPH-Gx							
Gasoline Range Organics	ND	mg/kg	6.3	1	11/29/10 12:00	11/30/10 09:19		
a,a,a-Trifluorotoluene (S)	117	%	50-150	1	11/29/10 12:00	11/30/10 09:19	98-08-8	
4-Bromofluorobenzene (S)	112	%	50-150	1	11/29/10 12:00	11/30/10 09:19	460-00-4	
6020 MET ICPMS	Analytical Method: EPA 6020							
Arsenic	**4.4**	mg/kg	0.47	20	11/24/10 07:01	11/30/10 11:54	7440-38-2	
Cadmium	**0.10**	mg/kg	0.076	20	11/24/10 07:01	11/30/10 11:54	7440-43-9	
Copper	**27.2**	mg/kg	0.47	20	11/24/10 07:01	11/30/10 11:54	7440-50-8	
Lead	**13.0**	mg/kg	0.47	20	11/24/10 07:01	11/30/10 11:54	7439-92-1	
Nickel	**26.6**	mg/kg	0.47	20	11/24/10 07:01	11/30/10 11:54	7440-02-0	
8270 MSSV PAH by SIM	Analytical Method: EPA 8270 by SIM Preparation Method: EPA 3546							
Acenaphthene	ND	ug/kg	7.6	1	11/24/10 12:40	12/02/10 16:01	83-32-9	
Acenaphthylene	**7.5**	ug/kg	7.6	1	11/24/10 12:40	12/02/10 16:01	208-96-8	
Anthracene	**9.0**	ug/kg	7.6	1	11/24/10 12:40	12/02/10 16:01	120-12-7	
Benzo(a)anthracene	**22.8**	ug/kg	7.6	1	11/24/10 12:40	12/02/10 16:01	56-55-3	
Benzo(a)pyrene	**27.9**	ug/kg	7.6	1	11/24/10 12:40	12/02/10 16:01	50-32-8	
Benzo(b)fluoranthene	**41.3**	ug/kg	7.6	1	11/24/10 12:40	12/02/10 16:01	205-99-2	
Benzo(g,h,i)perylene	**28.1**	ug/kg	7.6	1	11/24/10 12:40	12/02/10 16:01	191-24-2	
Benzo(k)fluoranthene	**26.6**	ug/kg	7.6	1	11/24/10 12:40	12/02/10 16:01	207-08-9	
Chrysene	**51.0**	ug/kg	7.6	1	11/24/10 12:40	12/02/10 16:01	218-01-9	
Dibenz(a,h)anthracene	**8.1**	ug/kg	7.6	1	11/24/10 12:40	12/02/10 16:01	53-70-3	
Fluoranthene	**46.2**	ug/kg	7.6	1	11/24/10 12:40	12/02/10 16:01	206-44-0	
Fluorene	ND	ug/kg	7.6	1	11/24/10 12:40	12/02/10 16:01	86-73-7	
Indeno(1,2,3-cd)pyrene	**21.0**	ug/kg	7.6	1	11/24/10 12:40	12/02/10 16:01	193-39-5	

This report shall not be reproduced, except in full,
without the written consent of Pace Analytical Services, Inc..

Pace Analytical Services, Inc.
940 South Harney
Seattle, WA 98108
(206)767-5060

ANALYTICAL RESULTS

Project: Olympia Soils
Pace Project No.: 255764

Sample: SPL-11-2 **Lab ID: 255764002** Collected: 11/16/10 11:30 Received: 11/18/10 09:25 Matrix: Solid

Results reported on a "dry-weight" basis

Parameters	Results	Units	Report Limit	DF	Prepared	Analyzed	CAS No.	Qual
8270 MSSV PAH by SIM	Analytical Method: EPA 8270 by SIM Preparation Method: EPA 3546							
1-Methylnaphthalene	ND	ug/kg	7.6	1	11/24/10 12:40	12/02/10 16:01	90-12-0	
2-Methylnaphthalene	**13.7**	ug/kg	7.6	1	11/24/10 12:40	12/02/10 16:01	91-57-6	
Naphthalene	**9.6**	ug/kg	7.6	1	11/24/10 12:40	12/02/10 16:01	91-20-3	
Phenanthrene	**20.1**	ug/kg	7.6	1	11/24/10 12:40	12/02/10 16:01	85-01-8	
Pyrene	**64.1**	ug/kg	7.6	1	11/24/10 12:40	12/02/10 16:01	129-00-0	
2-Fluorobiphenyl (S)	65	%	31-131	1	11/24/10 12:40	12/02/10 16:01	321-60-8	2n
Terphenyl-d14 (S)	76	%	30-133	1	11/24/10 12:40	12/02/10 16:01	1718-51-0	
8260/5035A Volatile Organics	Analytical Method: EPA 8260							
Benzene	ND	ug/kg	3.3	1		11/30/10 12:59	71-43-2	
Ethylbenzene	ND	ug/kg	3.3	1		11/30/10 12:59	100-41-4	
Toluene	ND	ug/kg	3.3	1		11/30/10 12:59	108-88-3	
Xylene (Total)	ND	ug/kg	9.8	1		11/30/10 12:59	1330-20-7	
Dibromofluoromethane (S)	90	%	80-136	1		11/30/10 12:59	1868-53-7	
Toluene-d8 (S)	112	%	80-120	1		11/30/10 12:59	2037-26-5	
4-Bromofluorobenzene (S)	116	%	72-122	1		11/30/10 12:59	460-00-4	
1,2-Dichloroethane-d4 (S)	91	%	80-143	1		11/30/10 12:59	17060-07-0	
Percent Moisture	Analytical Method: ASTM D2974-87							
Percent Moisture	**11.8**	%	0.10	1		11/19/10 16:53		

Sample: SPL-11-3 **Lab ID: 255764003** Collected: 11/16/10 14:30 Received: 11/18/10 09:25 Matrix: Solid

Results reported on a "dry-weight" basis

Parameters	Results	Units	Report Limit	DF	Prepared	Analyzed	CAS No.	Qual
NWTPH-Dx GCS SG	Analytical Method: NWTPH-Dx Preparation Method: EPA 3546							
Diesel Range SG	ND	mg/kg	20.4	1	11/29/10 11:00	11/30/10 10:37		
Motor Oil Range SG	ND	mg/kg	81.6	1	11/29/10 11:00	11/30/10 10:37	64742-65-0	
n-Octacosane (S) SG	108	%	50-150	1	11/29/10 11:00	11/30/10 10:37	630-02-4	
o-Terphenyl (S) SG	97	%	50-150	1	11/29/10 11:00	11/30/10 10:37	84-15-1	
NWTPH-Gx GCV	Analytical Method: NWTPH-Gx Preparation Method: NWTPH-Gx							
Gasoline Range Organics	ND	mg/kg	7.1	1	11/29/10 12:00	11/30/10 06:11		
a,a,a-Trifluorotoluene (S)	106	%	50-150	1	11/29/10 12:00	11/30/10 06:11	98-08-8	
4-Bromofluorobenzene (S)	111	%	50-150	1	11/29/10 12:00	11/30/10 06:11	460-00-4	
6020 MET ICPMS	Analytical Method: EPA 6020							
Arsenic	**3.6**	mg/kg	0.51	20	11/24/10 07:01	11/30/10 11:58	7440-38-2	
Cadmium	ND	mg/kg	0.081	20	11/24/10 07:01	11/30/10 11:58	7440-43-9	
Copper	**17.2**	mg/kg	0.51	20	11/24/10 07:01	11/30/10 11:58	7440-50-8	
Lead	**4.5**	mg/kg	0.51	20	11/24/10 07:01	11/30/10 11:58	7439-92-1	
Nickel	**29.6**	mg/kg	0.51	20	11/24/10 07:01	11/30/10 11:58	7440-02-0	

This report shall not be reproduced, except in full,
without the written consent of Pace Analytical Services, Inc..

Pace Analytical Services, Inc.
940 South Harney
Seattle, WA 98108
(206)767-5060

ANALYTICAL RESULTS

Project: Olympia Soils
Pace Project No.: 255764

Sample: SPL-11-3 **Lab ID: 255764003** Collected: 11/16/10 14:30 Received: 11/18/10 09:25 Matrix: Solid

Results reported on a "dry-weight" basis

Parameters	Results	Units	Report Limit	DF	Prepared	Analyzed	CAS No.	Qual
8270 MSSV PAH by SIM	Analytical Method: EPA 8270 by SIM Preparation Method: EPA 3546							
Acenaphthene	ND	ug/kg	7.9	1	11/24/10 12:40	12/02/10 16:21	83-32-9	
Acenaphthylene	ND	ug/kg	7.9	1	11/24/10 12:40	12/02/10 16:21	208-96-8	
Anthracene	ND	ug/kg	7.9	1	11/24/10 12:40	12/02/10 16:21	120-12-7	
Benzo(a)anthracene	ND	ug/kg	7.9	1	11/24/10 12:40	12/02/10 16:21	56-55-3	
Benzo(a)pyrene	ND	ug/kg	7.9	1	11/24/10 12:40	12/02/10 16:21	50-32-8	
Benzo(b)fluoranthene	ND	ug/kg	7.9	1	11/24/10 12:40	12/02/10 16:21	205-99-2	
Benzo(g,h,i)perylene	ND	ug/kg	7.9	1	11/24/10 12:40	12/02/10 16:21	191-24-2	
Benzo(k)fluoranthene	ND	ug/kg	7.9	1	11/24/10 12:40	12/02/10 16:21	207-08-9	
Chrysene	**10.9**	ug/kg	7.9	1	11/24/10 12:40	12/02/10 16:21	218-01-9	
Dibenz(a,h)anthracene	ND	ug/kg	7.9	1	11/24/10 12:40	12/02/10 16:21	53-70-3	
Fluoranthene	ND	ug/kg	7.9	1	11/24/10 12:40	12/02/10 16:21	206-44-0	
Fluorene	ND	ug/kg	7.9	1	11/24/10 12:40	12/02/10 16:21	86-73-7	
Indeno(1,2,3-cd)pyrene	ND	ug/kg	7.9	1	11/24/10 12:40	12/02/10 16:21	193-39-5	
1-Methylnaphthalene	ND	ug/kg	7.9	1	11/24/10 12:40	12/02/10 16:21	90-12-0	
2-Methylnaphthalene	**10.8**	ug/kg	7.9	1	11/24/10 12:40	12/02/10 16:21	91-57-6	
Naphthalene	ND	ug/kg	7.9	1	11/24/10 12:40	12/02/10 16:21	91-20-3	
Phenanthrene	ND	ug/kg	7.9	1	11/24/10 12:40	12/02/10 16:21	85-01-8	
Pyrene	**8.6**	ug/kg	7.9	1	11/24/10 12:40	12/02/10 16:21	129-00-0	
2-Fluorobiphenyl (S)	65	%	31-131	1	11/24/10 12:40	12/02/10 16:21	321-60-8	2n
Terphenyl-d14 (S)	56	%	30-133	1	11/24/10 12:40	12/02/10 16:21	1718-51-0	
8260/5035A Volatile Organics	Analytical Method: EPA 8260							
Benzene	ND	ug/kg	3.6	1		11/30/10 13:19	71-43-2	
Ethylbenzene	ND	ug/kg	3.6	1		11/30/10 13:19	100-41-4	
Toluene	ND	ug/kg	3.6	1		11/30/10 13:19	108-88-3	
Xylene (Total)	ND	ug/kg	10.9	1		11/30/10 13:19	1330-20-7	
Dibromofluoromethane (S)	102	%	80-136	1		11/30/10 13:19	1868-53-7	
Toluene-d8 (S)	108	%	80-120	1		11/30/10 13:19	2037-26-5	
4-Bromofluorobenzene (S)	112	%	72-122	1		11/30/10 13:19	460-00-4	
1,2-Dichloroethane-d4 (S)	108	%	80-143	1		11/30/10 13:19	17060-07-0	
Percent Moisture	Analytical Method: ASTM D2974-87							
Percent Moisture	**17.4**	%	0.10	1		11/19/10 16:54		

Sample: SPL-10-1 **Lab ID: 255764004** Collected: 11/16/10 15:00 Received: 11/18/10 09:25 Matrix: Solid

Results reported on a "dry-weight" basis

Parameters	Results	Units	Report Limit	DF	Prepared	Analyzed	CAS No.	Qual
NWTPH-Dx GCS SG	Analytical Method: NWTPH-Dx Preparation Method: EPA 3546							
Diesel Range SG	**63.6**	mg/kg	20.2	1	11/29/10 11:00	11/30/10 10:54		
Motor Oil Range SG	**478**	mg/kg	81.0	1	11/29/10 11:00	11/30/10 10:54	64742-65-0	
n-Octacosane (S) SG	117	%	50-150	1	11/29/10 11:00	11/30/10 10:54	630-02-4	
o-Terphenyl (S) SG	105	%	50-150	1	11/29/10 11:00	11/30/10 10:54	84-15-1	

This report shall not be reproduced, except in full,
without the written consent of Pace Analytical Services, Inc..

Pace Analytical Services, Inc.
940 South Harney
Seattle, WA 98108
(206)767-5060

ANALYTICAL RESULTS

Project: Olympia Soils
Pace Project No.: 255764

Sample: SPL-10-1 **Lab ID: 255764004** Collected: 11/16/10 15:00 Received: 11/18/10 09:25 Matrix: Solid

Results reported on a "dry-weight" basis

Parameters	Results	Units	Report Limit	DF	Prepared	Analyzed	CAS No.	Qual
NWTPH-Gx GCV	Analytical Method: NWTPH-Gx Preparation Method: NWTPH-Gx							
Gasoline Range Organics	ND	mg/kg	7.3	1	11/29/10 12:00	11/30/10 06:58		
a,a,a-Trifluorotoluene (S)	114	%	50-150	1	11/29/10 12:00	11/30/10 06:58	98-08-8	
4-Bromofluorobenzene (S)	122	%	50-150	1	11/29/10 12:00	11/30/10 06:58	460-00-4	
6020 MET ICPMS	Analytical Method: EPA 6020							
Arsenic	**3.3**	mg/kg	0.45	20	11/24/10 07:01	12/03/10 09:35	7440-38-2	
Cadmium	**0.12**	mg/kg	0.072	20	11/24/10 07:01	12/03/10 09:35	7440-43-9	
Copper	**20.3**	mg/kg	0.45	20	11/24/10 07:01	12/03/10 09:35	7440-50-8	
Lead	**6.0**	mg/kg	0.45	20	11/24/10 07:01	12/03/10 09:35	7439-92-1	
Nickel	**28.8**	mg/kg	0.45	20	11/24/10 07:01	12/03/10 09:35	7440-02-0	
8270 MSSV PAH by SIM	Analytical Method: EPA 8270 by SIM Preparation Method: EPA 3546							
Acenaphthene	**10.9**	ug/kg	7.8	1	11/24/10 12:40	12/09/10 05:51	83-32-9	
Acenaphthylene	ND	ug/kg	7.8	1	11/24/10 12:40	12/09/10 05:51	208-96-8	
Anthracene	**9.7**	ug/kg	7.8	1	11/24/10 12:40	12/09/10 05:51	120-12-7	
Benzo(a)anthracene	**15.9**	ug/kg	7.8	1	11/24/10 12:40	12/09/10 05:51	56-55-3	
Benzo(a)pyrene	**15.6**	ug/kg	7.8	1	11/24/10 12:40	12/09/10 05:51	50-32-8	
Benzo(b)fluoranthene	**16.2**	ug/kg	7.8	1	11/24/10 12:40	12/09/10 05:51	205-99-2	
Benzo(g,h,i)perylene	**16.5**	ug/kg	7.8	1	11/24/10 12:40	12/09/10 05:51	191-24-2	
Benzo(k)fluoranthene	**11.5**	ug/kg	7.8	1	11/24/10 12:40	12/09/10 05:51	207-08-9	
Chrysene	**30.9**	ug/kg	7.8	1	11/24/10 12:40	12/09/10 05:51	218-01-9	
Dibenz(a,h)anthracene	ND	ug/kg	7.8	1	11/24/10 12:40	12/09/10 05:51	53-70-3	
Fluoranthene	**46.5**	ug/kg	7.8	1	11/24/10 12:40	12/09/10 05:51	206-44-0	
Fluorene	**9.9**	ug/kg	7.8	1	11/24/10 12:40	12/09/10 05:51	86-73-7	
Indeno(1,2,3-cd)pyrene	**9.3**	ug/kg	7.8	1	11/24/10 12:40	12/09/10 05:51	193-39-5	
1-Methylnaphthalene	**8.5**	ug/kg	7.8	1	11/24/10 12:40	12/09/10 05:51	90-12-0	
2-Methylnaphthalene	**18.8**	ug/kg	7.8	1	11/24/10 12:40	12/09/10 05:51	91-57-6	
Naphthalene	**21.9**	ug/kg	7.8	1	11/24/10 12:40	12/09/10 05:51	91-20-3	
Phenanthrene	**33.6**	ug/kg	7.8	1	11/24/10 12:40	12/09/10 05:51	85-01-8	
Pyrene	**55.3**	ug/kg	7.8	1	11/24/10 12:40	12/09/10 05:51	129-00-0	
2-Fluorobiphenyl (S)	60	%	31-131	1	11/24/10 12:40	12/09/10 05:51	321-60-8	2n
Terphenyl-d14 (S)	66	%	30-133	1	11/24/10 12:40	12/09/10 05:51	1718-51-0	
8260/5035A Volatile Organics	Analytical Method: EPA 8260							
Benzene	ND	ug/kg	3.5	1		11/30/10 13:38	71-43-2	
Ethylbenzene	ND	ug/kg	3.5	1		11/30/10 13:38	100-41-4	
Toluene	ND	ug/kg	3.5	1		11/30/10 13:38	108-88-3	
Xylene (Total)	ND	ug/kg	10.6	1		11/30/10 13:38	1330-20-7	
Dibromofluoromethane (S)	109	%	80-136	1		11/30/10 13:38	1868-53-7	
Toluene-d8 (S)	115	%	80-120	1		11/30/10 13:38	2037-26-5	
4-Bromofluorobenzene (S)	123	%	72-122	1		11/30/10 13:38	460-00-4	S3
1,2-Dichloroethane-d4 (S)	108	%	80-143	1		11/30/10 13:38	17060-07-0	
Percent Moisture	Analytical Method: ASTM D2974-87							
Percent Moisture	**13.6**	%	0.10	1		11/19/10 16:55		

This report shall not be reproduced, except in full,
without the written consent of Pace Analytical Services, Inc..

Pace Analytical Services, Inc.
940 South Harney
Seattle, WA 98108
(206)767-5060

ANALYTICAL RESULTS

Project: Olympia Soils
Pace Project No.: 255764

Sample: SPL-10-2 **Lab ID: 255764005** Collected: 11/16/10 15:30 Received: 11/18/10 09:25 Matrix: Solid

Results reported on a "dry-weight" basis

Parameters	Results	Units	Report Limit	DF	Prepared	Analyzed	CAS No.	Qual
NWTPH-Dx GCS SG	Analytical Method: NWTPH-Dx Preparation Method: EPA 3546							
Diesel Range SG	**98.0**	mg/kg	21.4	1	11/29/10 11:00	11/30/10 11:10		
Motor Oil Range SG	**444**	mg/kg	85.6	1	11/29/10 11:00	11/30/10 11:10	64742-65-0	
n-Octacosane (S) SG	120	%	50-150	1	11/29/10 11:00	11/30/10 11:10	630-02-4	
o-Terphenyl (S) SG	108	%	50-150	1	11/29/10 11:00	11/30/10 11:10	84-15-1	
NWTPH-Gx GCV	Analytical Method: NWTPH-Gx Preparation Method: NWTPH-Gx							
Gasoline Range Organics	ND	mg/kg	6.7	1	11/29/10 12:00	11/30/10 07:22		
a,a,a-Trifluorotoluene (S)	104	%	50-150	1	11/29/10 12:00	11/30/10 07:22	98-08-8	
4-Bromofluorobenzene (S)	113	%	50-150	1	11/29/10 12:00	11/30/10 07:22	460-00-4	
6020 MET ICPMS	Analytical Method: EPA 6020							
Arsenic	**5.2**	mg/kg	0.42	20	11/24/10 07:01	12/03/10 09:39	7440-38-2	
Cadmium	**0.14**	mg/kg	0.067	20	11/24/10 07:01	12/03/10 09:39	7440-43-9	
Copper	**34.3**	mg/kg	0.42	20	11/24/10 07:01	12/03/10 09:39	7440-50-8	
Lead	**16.3**	mg/kg	0.42	20	11/24/10 07:01	12/03/10 09:39	7439-92-1	
Nickel	**38.5**	mg/kg	0.42	20	11/24/10 07:01	12/03/10 09:39	7440-02-0	
8270 MSSV PAH by SIM	Analytical Method: EPA 8270 by SIM Preparation Method: EPA 3546							
Acenaphthene	ND	ug/kg	7.7	1	11/24/10 12:40	12/09/10 06:06	83-32-9	
Acenaphthylene	**21.8**	ug/kg	7.7	1	11/24/10 12:40	12/09/10 06:06	208-96-8	
Anthracene	**40.3**	ug/kg	7.7	1	11/24/10 12:40	12/09/10 06:06	120-12-7	
Benzo(a)anthracene	**52.4**	ug/kg	7.7	1	11/24/10 12:40	12/09/10 06:06	56-55-3	
Benzo(a)pyrene	**70.0**	ug/kg	7.7	1	11/24/10 12:40	12/09/10 06:06	50-32-8	
Benzo(b)fluoranthene	**61.6**	ug/kg	7.7	1	11/24/10 12:40	12/09/10 06:06	205-99-2	
Benzo(g,h,i)perylene	**42.2**	ug/kg	7.7	1	11/24/10 12:40	12/09/10 06:06	191-24-2	
Benzo(k)fluoranthene	**50.6**	ug/kg	7.7	1	11/24/10 12:40	12/09/10 06:06	207-08-9	
Chrysene	**96.5**	ug/kg	7.7	1	11/24/10 12:40	12/09/10 06:06	218-01-9	
Dibenz(a,h)anthracene	**15.9**	ug/kg	7.7	1	11/24/10 12:40	12/09/10 06:06	53-70-3	
Fluoranthene	**84.4**	ug/kg	7.7	1	11/24/10 12:40	12/09/10 06:06	206-44-0	
Fluorene	**15.2**	ug/kg	7.7	1	11/24/10 12:40	12/09/10 06:06	86-73-7	
Indeno(1,2,3-cd)pyrene	**33.9**	ug/kg	7.7	1	11/24/10 12:40	12/09/10 06:06	193-39-5	
1-Methylnaphthalene	**24.9**	ug/kg	7.7	1	11/24/10 12:40	12/09/10 06:06	90-12-0	
2-Methylnaphthalene	**60.4**	ug/kg	7.7	1	11/24/10 12:40	12/09/10 06:06	91-57-6	
Naphthalene	**36.0**	ug/kg	7.7	1	11/24/10 12:40	12/09/10 06:06	91-20-3	
Phenanthrene	**93.0**	ug/kg	7.7	1	11/24/10 12:40	12/09/10 06:06	85-01-8	
Pyrene	**131**	ug/kg	7.7	1	11/24/10 12:40	12/09/10 06:06	129-00-0	
2-Fluorobiphenyl (S)	58	%	31-131	1	11/24/10 12:40	12/09/10 06:06	321-60-8	2n
Terphenyl-d14 (S)	65	%	30-133	1	11/24/10 12:40	12/09/10 06:06	1718-51-0	
8260/5035A Volatile Organics	Analytical Method: EPA 8260							
Benzene	ND	ug/kg	3.3	1		11/30/10 13:56	71-43-2	
Ethylbenzene	ND	ug/kg	3.3	1		11/30/10 13:56	100-41-4	
Toluene	ND	ug/kg	3.3	1		11/30/10 13:56	108-88-3	
Xylene (Total)	ND	ug/kg	9.9	1		11/30/10 13:56	1330-20-7	
Dibromofluoromethane (S)	91	%	80-136	1		11/30/10 13:56	1868-53-7	

This report shall not be reproduced, except in full,
without the written consent of Pace Analytical Services, Inc..

Pace Analytical Services, Inc.
940 South Harney
Seattle, WA 98108
(206)767-5060

ANALYTICAL RESULTS

Project: Olympia Soils
Pace Project No.: 255764

Sample: SPL-10-2 **Lab ID: 255764005** Collected: 11/16/10 15:30 Received: 11/18/10 09:25 Matrix: Solid

Results reported on a "dry-weight" basis

Parameters	Results	Units	Report Limit	DF	Prepared	Analyzed	CAS No.	Qual
8260/5035A Volatile Organics	Analytical Method: EPA 8260							
Toluene-d8 (S)	110	%	80-120	1		11/30/10 13:56	2037-26-5	
4-Bromofluorobenzene (S)	126	%	72-122	1		11/30/10 13:56	460-00-4	S3
1,2-Dichloroethane-d4 (S)	98	%	80-143	1		11/30/10 13:56	17060-07-0	
Percent Moisture	Analytical Method: ASTM D2974-87							
Percent Moisture	**12.9**	%	0.10	1		11/19/10 16:56		

Sample: SPL-10-3 **Lab ID: 255764006** Collected: 11/16/10 16:00 Received: 11/18/10 09:25 Matrix: Solid

Results reported on a "dry-weight" basis

Parameters	Results	Units	Report Limit	DF	Prepared	Analyzed	CAS No.	Qual
NWTPH-Dx GCS SG	Analytical Method: NWTPH-Dx Preparation Method: EPA 3546							
Diesel Range SG	**42.3**	mg/kg	19.5	1	11/29/10 11:00	11/30/10 11:27		
Motor Oil Range SG	**289**	mg/kg	77.9	1	11/29/10 11:00	11/30/10 11:27	64742-65-0	
n-Octacosane (S) SG	119	%	50-150	1	11/29/10 11:00	11/30/10 11:27	630-02-4	
o-Terphenyl (S) SG	107	%	50-150	1	11/29/10 11:00	11/30/10 11:27	84-15-1	
NWTPH-Gx GCV	Analytical Method: NWTPH-Gx Preparation Method: NWTPH-Gx							
Gasoline Range Organics	ND	mg/kg	5.7	1	11/29/10 12:00	11/30/10 07:45		
a,a,a-Trifluorotoluene (S)	103	%	50-150	1	11/29/10 12:00	11/30/10 07:45	98-08-8	
4-Bromofluorobenzene (S)	112	%	50-150	1	11/29/10 12:00	11/30/10 07:45	460-00-4	
6020 MET ICPMS	Analytical Method: EPA 6020							
Arsenic	**7.7**	mg/kg	0.40	20	11/24/10 07:01	12/03/10 09:49	7440-38-2	
Cadmium	**0.15**	mg/kg	0.064	20	11/24/10 07:01	12/03/10 09:49	7440-43-9	
Copper	**36.0**	mg/kg	0.40	20	11/24/10 07:01	12/03/10 09:49	7440-50-8	
Lead	**20.9**	mg/kg	0.40	20	11/24/10 07:01	12/03/10 09:49	7439-92-1	
Nickel	**38.5**	mg/kg	0.40	20	11/24/10 07:01	12/03/10 09:49	7440-02-0	
8270 MSSV PAH by SIM	Analytical Method: EPA 8270 by SIM Preparation Method: EPA 3546							
Acenaphthene	ND	ug/kg	7.4	1	11/24/10 12:40	12/09/10 06:22	83-32-9	
Acenaphthylene	ND	ug/kg	7.4	1	11/24/10 12:40	12/09/10 06:22	208-96-8	
Anthracene	**9.2**	ug/kg	7.4	1	11/24/10 12:40	12/09/10 06:22	120-12-7	
Benzo(a)anthracene	**14.8**	ug/kg	7.4	1	11/24/10 12:40	12/09/10 06:22	56-55-3	
Benzo(a)pyrene	**17.0**	ug/kg	7.4	1	11/24/10 12:40	12/09/10 06:22	50-32-8	
Benzo(b)fluoranthene	**12.6**	ug/kg	7.4	1	11/24/10 12:40	12/09/10 06:22	205-99-2	
Benzo(g,h,i)perylene	**17.2**	ug/kg	7.4	1	11/24/10 12:40	12/09/10 06:22	191-24-2	
Benzo(k)fluoranthene	**15.8**	ug/kg	7.4	1	11/24/10 12:40	12/09/10 06:22	207-08-9	
Chrysene	**22.5**	ug/kg	7.4	1	11/24/10 12:40	12/09/10 06:22	218-01-9	
Dibenz(a,h)anthracene	ND	ug/kg	7.4	1	11/24/10 12:40	12/09/10 06:22	53-70-3	
Fluoranthene	**27.7**	ug/kg	7.4	1	11/24/10 12:40	12/09/10 06:22	206-44-0	
Fluorene	ND	ug/kg	7.4	1	11/24/10 12:40	12/09/10 06:22	86-73-7	
Indeno(1,2,3-cd)pyrene	**10**	ug/kg	7.4	1	11/24/10 12:40	12/09/10 06:22	193-39-5	

This report shall not be reproduced, except in full,
without the written consent of Pace Analytical Services, Inc..

Pace Analytical Services, Inc.
940 South Harney
Seattle, WA 98108
(206)767-5060

ANALYTICAL RESULTS

Project: Olympia Soils
Pace Project No.: 255764

Sample: SPL-10-3 **Lab ID: 255764006** Collected: 11/16/10 16:00 Received: 11/18/10 09:25 Matrix: Solid

Results reported on a "dry-weight" basis

Parameters	Results	Units	Report Limit	DF	Prepared	Analyzed	CAS No.	Qual
8270 MSSV PAH by SIM	Analytical Method: EPA 8270 by SIM Preparation Method: EPA 3546							
1-Methylnaphthalene	**15.2**	ug/kg	7.4	1	11/24/10 12:40	12/09/10 06:22	90-12-0	
2-Methylnaphthalene	**39.6**	ug/kg	7.4	1	11/24/10 12:40	12/09/10 06:22	91-57-6	
Naphthalene	**20.7**	ug/kg	7.4	1	11/24/10 12:40	12/09/10 06:22	91-20-3	
Phenanthrene	**23.8**	ug/kg	7.4	1	11/24/10 12:40	12/09/10 06:22	85-01-8	
Pyrene	**30.2**	ug/kg	7.4	1	11/24/10 12:40	12/09/10 06:22	129-00-0	
2-Fluorobiphenyl (S)	58	%	31-131	1	11/24/10 12:40	12/09/10 06:22	321-60-8	2n
Terphenyl-d14 (S)	58	%	30-133	1	11/24/10 12:40	12/09/10 06:22	1718-51-0	
8260/5035A Volatile Organics	Analytical Method: EPA 8260							
Benzene	ND	ug/kg	3.0	1		11/30/10 14:16	71-43-2	
Ethylbenzene	ND	ug/kg	3.0	1		11/30/10 14:16	100-41-4	
Toluene	ND	ug/kg	3.0	1		11/30/10 14:16	108-88-3	
Xylene (Total)	ND	ug/kg	8.9	1		11/30/10 14:16	1330-20-7	
Dibromofluoromethane (S)	104	%	80-136	1		11/30/10 14:16	1868-53-7	
Toluene-d8 (S)	111	%	80-120	1		11/30/10 14:16	2037-26-5	
4-Bromofluorobenzene (S)	131	%	72-122	1		11/30/10 14:16	460-00-4	S3
1,2-Dichloroethane-d4 (S)	105	%	80-143	1		11/30/10 14:16	17060-07-0	
Percent Moisture	Analytical Method: ASTM D2974-87							
Percent Moisture	**11.5**	%	0.10	1		11/19/10 16:57		

Sample: TB-1318922 **Lab ID: 255764007** Collected: 11/16/10 00:00 Received: 11/18/10 09:25 Matrix: Solid

Results reported on a "wet-weight" basis

Parameters	Results	Units	Report Limit	DF	Prepared	Analyzed	CAS No.	Qual
NWTPH-Gx GCV	Analytical Method: NWTPH-Gx Preparation Method: NWTPH-Gx							
Gasoline Range Organics	ND	mg/kg	5.0	1	11/29/10 12:00	11/30/10 03:04		
a,a,a-Trifluorotoluene (S)	103	%	50-150	1	11/29/10 12:00	11/30/10 03:04	98-08-8	
4-Bromofluorobenzene (S)	114	%	50-150	1	11/29/10 12:00	11/30/10 03:04	460-00-4	
8260/5035A Volatile Organics	Analytical Method: EPA 8260							
Benzene	ND	ug/kg	3.0	1		11/30/10 12:21	71-43-2	
Ethylbenzene	ND	ug/kg	3.0	1		11/30/10 12:21	100-41-4	
Toluene	ND	ug/kg	3.0	1		11/30/10 12:21	108-88-3	
Xylene (Total)	ND	ug/kg	9.0	1		11/30/10 12:21	1330-20-7	
Dibromofluoromethane (S)	108	%	80-136	1		11/30/10 12:21	1868-53-7	
Toluene-d8 (S)	103	%	80-120	1		11/30/10 12:21	2037-26-5	
4-Bromofluorobenzene (S)	105	%	72-122	1		11/30/10 12:21	460-00-4	
1,2-Dichloroethane-d4 (S)	109	%	80-143	1		11/30/10 12:21	17060-07-0	

This report shall not be reproduced, except in full,
without the written consent of Pace Analytical Services, Inc..

Pace Analytical Services, Inc.
940 South Harney
Seattle, WA 98108
(206)767-5060

QUALITY CONTROL DATA

Project: Olympia Soils
Pace Project No.: 255764

QC Batch: OEXT/3029 Analysis Method: NWTPH-Dx
QC Batch Method: EPA 3546 Analysis Description: NWTPH-Dx GCS
Associated Lab Samples: 255764001, 255764002, 255764003, 255764004, 255764005, 255764006

METHOD BLANK: 50537 Matrix: Solid
Associated Lab Samples: 255764001, 255764002, 255764003, 255764004, 255764005, 255764006

Parameter	Units	Blank Result	Reporting Limit	Analyzed	Qualifiers
Diesel Range SG	mg/kg	ND	20.0	11/30/10 07:35	
Motor Oil Range SG	mg/kg	ND	80.0	11/30/10 07:35	
n-Octacosane (S) SG	%	114	50-150	11/30/10 07:35	
o-Terphenyl (S) SG	%	102	50-150	11/30/10 07:35	

LABORATORY CONTROL SAMPLE: 50538

Parameter	Units	Spike Conc.	LCS Result	LCS % Rec	% Rec Limits	Qualifiers
Diesel Range SG	mg/kg	500	430	86	56-124	
Motor Oil Range SG	mg/kg	500	564	113	50-150	
n-Octacosane (S) SG	%			112	50-150	
o-Terphenyl (S) SG	%			117	50-150	

SAMPLE DUPLICATE: 50540

Parameter	Units	255768007 Result	Dup Result	RPD	Qualifiers
Diesel Range SG	mg/kg	ND	ND		
Motor Oil Range SG	mg/kg	ND	ND		
n-Octacosane (S) SG	%	109	106	6	
o-Terphenyl (S) SG	%	100	100	3	

This report shall not be reproduced, except in full,
without the written consent of Pace Analytical Services, Inc..

Pace Analytical Services, Inc.
940 South Harney
Seattle, WA 98108
(206)767-5060

QUALITY CONTROL DATA

Project: Olympia Soils
Pace Project No.: 255764

QC Batch: GCV/2048 Analysis Method: NWTPH-Gx
QC Batch Method: NWTPH-Gx Analysis Description: NWTPH-Gx Solid GCV
Associated Lab Samples: 255764001, 255764002, 255764003, 255764004, 255764005, 255764006, 255764007

METHOD BLANK: 50587 Matrix: Solid
Associated Lab Samples: 255764001, 255764002, 255764003, 255764004, 255764005, 255764006, 255764007

Parameter	Units	Blank Result	Reporting Limit	Analyzed	Qualifiers
Gasoline Range Organics	mg/kg	ND	5.0	11/29/10 14:11	
4-Bromofluorobenzene (S)	%	130	50-150	11/29/10 14:11	
a,a,a-Trifluorotoluene (S)	%	113	50-150	11/29/10 14:11	

LABORATORY CONTROL SAMPLE: 50588

Parameter	Units	Spike Conc.	LCS Result	LCS % Rec	% Rec Limits	Qualifiers
Gasoline Range Organics	mg/kg	12.5	14.5	116	54-156	
4-Bromofluorobenzene (S)	%			122	50-150	
a,a,a-Trifluorotoluene (S)	%			110	50-150	

SAMPLE DUPLICATE: 50670

Parameter	Units	255768003 Result	Dup Result	RPD	Qualifiers
Gasoline Range Organics	mg/kg	ND	1.4J		
4-Bromofluorobenzene (S)	%	116	121	4	
a,a,a-Trifluorotoluene (S)	%	104	109	4	

SAMPLE DUPLICATE: 50671

Parameter	Units	255764002 Result	Dup Result	RPD	Qualifiers
Gasoline Range Organics	mg/kg	ND	3.5J		
4-Bromofluorobenzene (S)	%	112	123	9	
a,a,a-Trifluorotoluene (S)	%	117	112	4	

This report shall not be reproduced, except in full,
without the written consent of Pace Analytical Services, Inc..

Pace Analytical Services, Inc.
940 South Harney
Seattle, WA 98108
(206)767-5060

QUALITY CONTROL DATA

Project: Olympia Soils
Pace Project No.: 255764

QC Batch: ICPM/23712 Analysis Method: EPA 6020
QC Batch Method: EPA 6020 Analysis Description: 6020 MET
Associated Lab Samples: 255764001, 255764002, 255764003, 255764004, 255764005, 255764006

METHOD BLANK: 897274 Matrix: Solid
Associated Lab Samples: 255764001, 255764002, 255764003, 255764004, 255764005, 255764006

Parameter	Units	Blank Result	Reporting Limit	Analyzed	Qualifiers
Arsenic	mg/kg	ND	0.48	11/30/10 02:11	
Cadmium	mg/kg	ND	0.076	11/30/10 02:11	
Copper	mg/kg	ND	0.48	11/30/10 02:11	
Lead	mg/kg	ND	0.48	11/30/10 02:11	
Nickel	mg/kg	ND	0.48	11/30/10 02:11	

LABORATORY CONTROL SAMPLE: 897275

Parameter	Units	Spike Conc.	LCS Result	LCS % Rec	% Rec Limits	Qualifiers
Arsenic	mg/kg	18.2	16.3	90	75-125	
Cadmium	mg/kg	18.2	17.1	94	75-125	
Copper	mg/kg	18.2	17.2	95	75-125	
Lead	mg/kg	18.2	17.7	97	75-125	
Nickel	mg/kg	18.2	17.5	96	75-125	

MATRIX SPIKE & MATRIX SPIKE DUPLICATE: 897276 897277

Parameter	Units	10143739002 Result	MS Spike Conc.	MSD Spike Conc.	MS Result	MSD Result	MS % Rec	MSD % Rec	% Rec Limits	RPD	Qual
Arsenic	mg/kg	2.9	17.5	19.6	18.6	21.6	90	95	75-125	15	
Cadmium	mg/kg	0.11	17.5	19.6	17.0	19.1	97	96	75-125	12	
Copper	mg/kg	6.6	17.5	19.6	22.6	25.8	92	98	75-125	14	
Lead	mg/kg	4.8	17.5	19.6	20.9	24.2	92	98	75-125	14	
Nickel	mg/kg	10.1	17.5	19.6	27.0	29.8	97	100	75-125	10	

This report shall not be reproduced, except in full,
without the written consent of Pace Analytical Services, Inc..

Pace Analytical Services, Inc.
940 South Harney
Seattle, WA 98108
(206)767-5060

QUALITY CONTROL DATA

Project: Olympia Soils
Pace Project No.: 255764

QC Batch: OEXT/3025 Analysis Method: EPA 8270 by SIM
QC Batch Method: EPA 3546 Analysis Description: 8270/3546 MSSV PAH by SIM
Associated Lab Samples: 255764001, 255764002, 255764003, 255764004, 255764005, 255764006

METHOD BLANK: 50452 Matrix: Solid
Associated Lab Samples: 255764001, 255764002, 255764003, 255764004, 255764005, 255764006

Parameter	Units	Blank Result	Reporting Limit	Analyzed	Qualifiers
1-Methylnaphthalene	ug/kg	ND	6.7	12/02/10 13:15	
2-Methylnaphthalene	ug/kg	ND	6.7	12/02/10 13:15	
Acenaphthene	ug/kg	ND	6.7	12/02/10 13:15	
Acenaphthylene	ug/kg	ND	6.7	12/02/10 13:15	
Anthracene	ug/kg	ND	6.7	12/02/10 13:15	
Benzo(a)anthracene	ug/kg	ND	6.7	12/02/10 13:15	
Benzo(a)pyrene	ug/kg	ND	6.7	12/02/10 13:15	
Benzo(b)fluoranthene	ug/kg	ND	6.7	12/02/10 13:15	
Benzo(g,h,i)perylene	ug/kg	ND	6.7	12/02/10 13:15	
Benzo(k)fluoranthene	ug/kg	ND	6.7	12/02/10 13:15	
Chrysene	ug/kg	ND	6.7	12/02/10 13:15	
Dibenz(a,h)anthracene	ug/kg	ND	6.7	12/02/10 13:15	
Fluoranthene	ug/kg	ND	6.7	12/02/10 13:15	
Fluorene	ug/kg	ND	6.7	12/02/10 13:15	
Indeno(1,2,3-cd)pyrene	ug/kg	ND	6.7	12/02/10 13:15	
Naphthalene	ug/kg	ND	6.7	12/02/10 13:15	
Phenanthrene	ug/kg	ND	6.7	12/02/10 13:15	
Pyrene	ug/kg	ND	6.7	12/02/10 13:15	
2-Fluorobiphenyl (S)	%	1	31-131	12/02/10 13:15	1n,S0
Terphenyl-d14 (S)	%	74	30-133	12/02/10 13:15	

LABORATORY CONTROL SAMPLE: 50453

Parameter	Units	Spike Conc.	LCS Result	LCS % Rec	% Rec Limits	Qualifiers
1-Methylnaphthalene	ug/kg	133	74.1	56	37-121	
2-Methylnaphthalene	ug/kg	133	73.5	55	33-132	
Acenaphthene	ug/kg	133	79.2	59	32-127	
Acenaphthylene	ug/kg	133	79.1	59	31-134	
Anthracene	ug/kg	133	86.1	65	42-135	
Benzo(a)anthracene	ug/kg	133	97.6	73	43-139	
Benzo(a)pyrene	ug/kg	133	105	79	44-144	
Benzo(b)fluoranthene	ug/kg	133	96.7	73	42-144	
Benzo(g,h,i)perylene	ug/kg	133	96.2	72	46-136	
Benzo(k)fluoranthene	ug/kg	133	108	81	45-147	
Chrysene	ug/kg	133	99.2	74	42-144	
Dibenz(a,h)anthracene	ug/kg	133	99.7	75	48-142	
Fluoranthene	ug/kg	133	95.4	72	44-143	
Fluorene	ug/kg	133	96.7	73	32-146	
Indeno(1,2,3-cd)pyrene	ug/kg	133	99.3	74	47-140	
Naphthalene	ug/kg	133	71.9	54	35-118	
Phenanthrene	ug/kg	133	90.0	68	42-131	

This report shall not be reproduced, except in full,
without the written consent of Pace Analytical Services, Inc..

Pace Analytical Services, Inc.
940 South Harney
Seattle, WA 98108
(206)767-5060

QUALITY CONTROL DATA

Project: Olympia Soils
Pace Project No.: 255764

LABORATORY CONTROL SAMPLE: 50453

Parameter	Units	Spike Conc.	LCS Result	LCS % Rec	% Rec Limits	Qualifiers
Pyrene	ug/kg	133	101	76	47-136	
2-Fluorobiphenyl (S)	%			60	31-131	
Terphenyl-d14 (S)	%			78	30-133	

MATRIX SPIKE & MATRIX SPIKE DUPLICATE: 50454 50455

Parameter	Units	255764001 Result	MS Spike Conc.	MSD Spike Conc.	MS Result	MSD Result	MS % Rec	MSD % Rec	% Rec Limits	RPD	Qual
1-Methylnaphthalene	ug/kg	ND	157	157	110	109	68	68	31-123	.5	
2-Methylnaphthalene	ug/kg	ND	157	157	112	112	68	68	15-146	.2	
Acenaphthene	ug/kg	ND	157	157	98.7	97.1	62	62	19-141	2	
Acenaphthylene	ug/kg	ND	157	157	101	98.8	63	62	30-142	2	
Anthracene	ug/kg	ND	157	157	100	96.2	62	59	38-137	4	
Benzo(a)anthracene	ug/kg	10.0	157	157	101	95.0	58	54	37-143	6	
Benzo(a)pyrene	ug/kg	11.5	157	157	102	98.4	58	55	33-147	4	
Benzo(b)fluoranthene	ug/kg	13.1	157	157	103	94.6	58	52	25-156	9	
Benzo(g,h,i)perylene	ug/kg	13.0	157	157	87.4	73.7	47	39	26-142	17	
Benzo(k)fluoranthene	ug/kg	8.7	157	157	87.2	83.7	50	48	35-142	4	
Chrysene	ug/kg	24.9	157	157	104	100	50	48	23-150	4	
Dibenz(a,h)anthracene	ug/kg	ND	157	157	83.5	78.4	50	47	41-140	6	
Fluoranthene	ug/kg	14.8	157	157	88.2	88.1	47	47	25-155	.07	
Fluorene	ug/kg	ND	157	157	99.9	98.0	63	62	33-152	2	
Indeno(1,2,3-cd)pyrene	ug/kg	ND	157	157	85.4	76.6	51	45	36-139	11	
Naphthalene	ug/kg	ND	157	157	98.1	99.0	60	61	25-121	1	
Phenanthrene	ug/kg	8.1	157	157	101	99.0	59	58	29-141	2	
Pyrene	ug/kg	24.0	157	157	129	126	67	65	36-145	2	
2-Fluorobiphenyl (S)	%						60	59	31-131		
Terphenyl-d14 (S)	%						66	60	30-133		

This report shall not be reproduced, except in full,
without the written consent of Pace Analytical Services, Inc..

Pace Analytical Services, Inc.
940 South Harney
Seattle, WA 98108
(206)767-5060

QUALITY CONTROL DATA

Project: Olympia Soils
Pace Project No.: 255764

QC Batch: MSV/3520 Analysis Method: EPA 8260
QC Batch Method: EPA 8260 Analysis Description: 8260 MSV 5035A Volatile Organics
Associated Lab Samples: 255764001, 255764002, 255764003, 255764004, 255764005, 255764006, 255764007

METHOD BLANK: 50634 Matrix: Solid
Associated Lab Samples: 255764001, 255764002, 255764003, 255764004, 255764005, 255764006, 255764007

Parameter	Units	Blank Result	Reporting Limit	Analyzed	Qualifiers
Benzene	ug/kg	ND	3.0	11/30/10 11:39	
Ethylbenzene	ug/kg	ND	3.0	11/30/10 11:39	
Toluene	ug/kg	ND	3.0	11/30/10 11:39	
Xylene (Total)	ug/kg	ND	9.0	11/30/10 11:39	
1,2-Dichloroethane-d4 (S)	%	109	80-143	11/30/10 11:39	
4-Bromofluorobenzene (S)	%	108	72-122	11/30/10 11:39	
Dibromofluoromethane (S)	%	109	80-136	11/30/10 11:39	
Toluene-d8 (S)	%	98	80-120	11/30/10 11:39	

LABORATORY CONTROL SAMPLE & LCSD: 50635 50885

Parameter	Units	Spike Conc.	LCS Result	LCSD Result	LCS % Rec	LCSD % Rec	% Rec Limits	RPD	Max RPD	Qualifiers
Benzene	ug/kg	50	52.3	51.1	105	102	75-133	2	30	
Ethylbenzene	ug/kg	50	54.0	49.5	108	99	68-131	9	30	
Toluene	ug/kg	50	57.3	49.8	115	100	73-124	14	30	
Xylene (Total)	ug/kg	150	165	152	110	102	68-130	8	30	
1,2-Dichloroethane-d4 (S)	%				106	110	80-143			
4-Bromofluorobenzene (S)	%				100	105	72-122			
Dibromofluoromethane (S)	%				106	113	80-136			
Toluene-d8 (S)	%				111	102	80-120			

This report shall not be reproduced, except in full,
without the written consent of Pace Analytical Services, Inc..

Pace Analytical Services, Inc.
940 South Harney
Seattle, WA 98108
(206)767-5060

QUALITY CONTROL DATA

Project: Olympia Soils
Pace Project No.: 255764

QC Batch: PMST/1434 Analysis Method: ASTM D2974-87
QC Batch Method: ASTM D2974-87 Analysis Description: Dry Weight/Percent Moisture
Associated Lab Samples: 255764001, 255764002, 255764003, 255764004, 255764005, 255764006

SAMPLE DUPLICATE: 50207

Parameter	Units	255231039 Result	Dup Result	RPD	Qualifiers
Percent Moisture	%	46.2	42.6	8	

SAMPLE DUPLICATE: 50208

Parameter	Units	255231047 Result	Dup Result	RPD	Qualifiers
Percent Moisture	%	13.1	13.1	.7	

This report shall not be reproduced, except in full,
without the written consent of Pace Analytical Services, Inc..

Pace Analytical Services, Inc.
940 South Harney
Seattle, WA 98108
(206)767-5060

QUALIFIERS

Project: Olympia Soils
Pace Project No.: 255764

DEFINITIONS

DF - Dilution Factor, if reported, represents the factor applied to the reported data due to changes in sample preparation, dilution of the sample aliquot, or moisture content.

ND - Not Detected at or above adjusted reporting limit.

J - Estimated concentration above the adjusted method detection limit and below the adjusted reporting limit.

MDL - Adjusted Method Detection Limit.

S - Surrogate

1,2-Diphenylhydrazine (8270 listed analyte) decomposes to Azobenzene.

Consistent with EPA guidelines, unrounded data are displayed and have been used to calculate % recovery and RPD values.

LCS(D) - Laboratory Control Sample (Duplicate)

MS(D) - Matrix Spike (Duplicate)

DUP - Sample Duplicate

RPD - Relative Percent Difference

N-Nitrosodiphenylamine decomposes and cannot be separated from Diphenylamine using Method 8270. The result reported for each analyte is a combined concentration.

Pace Analytical is NELAP accredited. Contact your Pace PM for the current list of accredited analytes.

LABORATORIES

PASI-M	Pace Analytical Services - Minneapolis
PASI-S	Pace Analytical Services - Seattle

ANALYTE QUALIFIERS

1n	All samples associated with this method blank were re-extracted for confirmation of results due to failing surrogate.
2n	Results for all target analytes were confirmed by the analysis of of an out-of-hold re-extract sample, associated with good batch QC and acceptable surrogate recoveries.
S0	Surrogate recovery outside laboratory control limits.
S3	Surrogate recovery exceeded laboratory control limits. Analyte presence below reporting limits in associated samples. Results unaffected by high bias.

This report shall not be reproduced, except in full,
without the written consent of Pace Analytical Services, Inc..

Pace Analytical Services, Inc.
940 South Harney
Seattle, WA 98108
(206)767-5060

QUALITY CONTROL DATA CROSS REFERENCE TABLE

Project: Olympia Soils
Pace Project No.: 255764

Lab ID	Sample ID	QC Batch Method	QC Batch	Analytical Method	Analytical Batch
255764001	**SPL-11-1**	EPA 3546	OEXT/3029	NWTPH-Dx	GCSV/2103
255764002	**SPL-11-2**	EPA 3546	OEXT/3029	NWTPH-Dx	GCSV/2103
255764003	**SPL-11-3**	EPA 3546	OEXT/3029	NWTPH-Dx	GCSV/2103
255764004	**SPL-10-1**	EPA 3546	OEXT/3029	NWTPH-Dx	GCSV/2103
255764005	**SPL-10-2**	EPA 3546	OEXT/3029	NWTPH-Dx	GCSV/2103
255764006	**SPL-10-3**	EPA 3546	OEXT/3029	NWTPH-Dx	GCSV/2103
255764001	**SPL-11-1**	NWTPH-Gx	GCV/2048	NWTPH-Gx	GCV/2051
255764002	**SPL-11-2**	NWTPH-Gx	GCV/2048	NWTPH-Gx	GCV/2051
255764003	**SPL-11-3**	NWTPH-Gx	GCV/2048	NWTPH-Gx	GCV/2051
255764004	**SPL-10-1**	NWTPH-Gx	GCV/2048	NWTPH-Gx	GCV/2051
255764005	**SPL-10-2**	NWTPH-Gx	GCV/2048	NWTPH-Gx	GCV/2051
255764006	**SPL-10-3**	NWTPH-Gx	GCV/2048	NWTPH-Gx	GCV/2051
255764007	**TB-1318922**	NWTPH-Gx	GCV/2048	NWTPH-Gx	GCV/2051
255764001	**SPL-11-1**	EPA 6020	ICPM/23712	EPA 6020	ICPM/9625
255764002	**SPL-11-2**	EPA 6020	ICPM/23712	EPA 6020	ICPM/9625
255764003	**SPL-11-3**	EPA 6020	ICPM/23712	EPA 6020	ICPM/9625
255764004	**SPL-10-1**	EPA 6020	ICPM/23712	EPA 6020	ICPM/9625
255764005	**SPL-10-2**	EPA 6020	ICPM/23712	EPA 6020	ICPM/9625
255764006	**SPL-10-3**	EPA 6020	ICPM/23712	EPA 6020	ICPM/9625
255764001	**SPL-11-1**	EPA 3546	OEXT/3025	EPA 8270 by SIM	MSSV/1453
255764002	**SPL-11-2**	EPA 3546	OEXT/3025	EPA 8270 by SIM	MSSV/1453
255764003	**SPL-11-3**	EPA 3546	OEXT/3025	EPA 8270 by SIM	MSSV/1453
255764004	**SPL-10-1**	EPA 3546	OEXT/3025	EPA 8270 by SIM	MSSV/1453
255764005	**SPL-10-2**	EPA 3546	OEXT/3025	EPA 8270 by SIM	MSSV/1453
255764006	**SPL-10-3**	EPA 3546	OEXT/3025	EPA 8270 by SIM	MSSV/1453
255764001	**SPL-11-1**	EPA 8260	MSV/3520		
255764002	**SPL-11-2**	EPA 8260	MSV/3520		
255764003	**SPL-11-3**	EPA 8260	MSV/3520		
255764004	**SPL-10-1**	EPA 8260	MSV/3520		
255764005	**SPL-10-2**	EPA 8260	MSV/3520		
255764006	**SPL-10-3**	EPA 8260	MSV/3520		
255764007	**TB-1318922**	EPA 8260	MSV/3520		
255764001	**SPL-11-1**	ASTM D2974-87	PMST/1434		
255764002	**SPL-11-2**	ASTM D2974-87	PMST/1434		
255764003	**SPL-11-3**	ASTM D2974-87	PMST/1434		
255764004	**SPL-10-1**	ASTM D2974-87	PMST/1434		
255764005	**SPL-10-2**	ASTM D2974-87	PMST/1434		
255764006	**SPL-10-3**	ASTM D2974-87	PMST/1434		

This report shall not be reproduced, except in full,
without the written consent of Pace Analytical Services, Inc..

Pace Analytical Services, Inc.
1700 Elm Street
Minneapolis, MN 55414
Phone: 612.607.1700
Fax: 612.607.6444

www.pacelabs.com

Report Prepared for:

Jennifer Gross
PASI Seattle
940 S. Harney Street
Seattle WA 98108

REPORT OF LABORATORY ANALYSIS FOR PCDD/PCDF

Report Prepared Date:
December 6, 2010

Report Information:

Pace Project #: 10143645
Sample Receipt Date: 11/19/2010
Client Project #: 255764 Brown & Caldwell
Client Sub PO #: N/A
State Cert #: C755

Invoicing & Reporting Options:

The report provided has been invoiced as a Level 2 PCDD/PCDF Report. If an upgrade of this report package is requested, an additional charge may be applied.

Please review the attached invoice for accuracy and forward any questions to Nate Habte, your Pace Project Manager.

This report has been reviewed by:

December 06, 2010

Nate Habte, Project Manager
(612) 607-6407
(612) 607-6444 (fax)
natnael.habte@pacelabs.com

ACCREDITED IN ACCORDANCE WITH nelac

Report of Laboratory Analysis

This report should not be reproduced, except in full, without the written consent of Pace Analytical Services, Inc.

The results relate only to the samples included in this report.

Pace Analytical Services, Inc.
1700 Elm Street
Minneapolis, MN 55414
Phone: 612.607.1700
Fax: 612.607.6444

DISCUSSION

This report presents the results from the analyses performed on six samples submitted by a representative of Pace Analytical Services, Inc. The samples were analyzed for the presence or absence of polychlorodibenzo-p-dioxins (PCDDs) and polychlorodibenzofurans (PCDFs) using a modified version of USEPA Method 8290. Reporting limits were based on signal-to-noise measurements.

The recoveries of the isotopically-labeled PCDD/PCDF internal standards in the sample extracts ranged from 42-94%. All of the labeled internal standard recoveries obtained for this project were within the 40-135% target range specified in Method 8290. Also, since the quantification of the native 2,3,7,8-substituted congeners was based on isotope dilution, the data were automatically corrected for variation in recovery and accurate values were obtained.

In some cases, interfering substances impacted the determinations of PCDD or PCDF congeners; the affected values were flagged "I" where incorrect isotope ratios were obtained or "P" where polychlorinated diphenyl ethers were present. The OCDD concentration reported for sample SPL-11-2 was above the calibration range; the value was flagged "E" and should be regarded as an estimate.

A laboratory method blank was prepared and analyzed with the sample batch as part of our routine quality control procedures. The results show the blank to contain trace levels of selected congeners. With the exception of the Total TCDF, these were below the calibration range of the method. The levels reported for the affected congeners in the field samples were higher than the corresponding blank levels by one or more orders of magnitude. These results indicate that the sample processing steps did not contribute significantly to the levels reported for the field samples.

A laboratory spike sample was also prepared with the sample batch using clean sand that had been fortified with native standard materials. The results show that the spiked native compounds were recovered at 92-117%, indicating a high degree of accuracy for these determinations. Matrix spikes were prepared with the sample batch using sample material from a separate project; results from these analyses will be provided upon request.

REPORT OF LABORATORY ANALYSIS

This report shall not be reproduced, except in full,
without the written consent of Pace Analytical Services, Inc.

Pace Analytical Services, Inc.
1700 Elm Street - Suite 200
Minneapolis, MN 55414

Tel: 612-607-1700
Fax: 612- 607-6444

Minnesota Laboratory Certifications

Authority	Certificate #	Authority	Certificate #
Alabama	40770	Montana	92
Alaska	MN00064	Nebraska	
Arizona	AZ0014	Nevada	MN000642010A
Arkansas	88-0680	New Jersey (NE	MN002
California	01155CA	New Mexico	MN00064
Colorado	MN00064	New York (NEL	11647
Connecticut	PH-0256	North Carolina	27700
EPA Region 5	WD-15J	North Dakota	R-036
EPA Region 8	8TMS-Q	Ohio	4150
Florida (NELAP	E87605	Ohio VAP	CL101
Georgia (DNR)	959	Oklahoma	D9922
Guam	09-019r	Oregon (ELAP)	MN200001-005
Hawaii	SLD	Oregon (OREL	MN200001-005
Idaho	MN00064	Pennsylvania	68-00563
Illinois	200012	Saipan	MP0003
Indiana	C-MN-01	South Carolina	74003001
Indiana	C-MN-01	Tennesee	2818
Iowa	368	Tennessee	02818
Kansas	E-10167	Texas	T104704192-08
Kentucky	90062	Utah (NELAP)	PAM
Louisiana	LA0900016	Virginia	00251
Maine	2007029	Washington	C755
Maryland	322	West Virginia	9952C
Michigan	9909	Wisconsin	999407970
Minnesota	027-053-137	Wyoming	8TMS-Q
Mississippi	MN00064		

REPORT OF LABORATORY ANALYSIS

This report shall not be reproduced, except in full,
without the written consent of Pace Analytical Services, Inc.

Appendix A

Sample Management

Report No....10143645_8290

10143645 COC p. 1 (of 2)

Chain of Custody

Pace Analytical® www.pacelabs.com

10143645 12/6/10

Workorder: 255764 **Workorder Name:** Olympia Soils **Owner Received Date:** 11/18/2010 **Results Requested By:** ~~12/2/2010~~

Report To	Subcontract To
Jennifer Gross Pace Analytical Services, Inc. 940 South Harney Seattle WA 98108 Phone (206)767-5060 Fax (206)767-5063	Pace Analytical Minnesota 1700 Elm Street Suite 200 Minneapolis, MN 55414 Phone (612)607-1700 Attn: Nate

Item	Sample ID	Sample Type	Collect Date/Time	Lab ID	Matrix	Preserved Containers: Unpreserved		Requested Analysis: Dioxins + Furans	6020 As, Ni, Cu, Pb, Cd	LAB USE ONLY
1	SPL-11-1	PS	11/16/2010 11:00	255764001	Solid	(1)	(*)	X	X	001
2	SPL-11-2	PS	11/16/2010 11:30	255764002	Solid	2		X	X	
3	SPL-11-3	PS	11/16/2010 14:30	255764003	Solid	(1)	(*)	X	X	002
4	SPL-10-1	PS	11/16/2010 15:00	255764004	Solid	2		X	X	
5	SPL-10-2	PS	11/16/2010 15:30	255764005	Solid	2		X	X	
6	SPL-10-3	PS	11/16/2010 16:00	255764006	Solid	2		X	X	

Transfers	Released By	Date/Time	Received By	Date/Time
1	Sean Donovan	11/18/10 1:40	Lake Mn	11/19/10 10:00
2				
3				

Comments: 10-day RUSH. Seattle will analyse dry weight.

Cooler Temperature on Receipt 1.7 °C | Custody Seal (Y) or N | Received on Ice (Y) or N | Samples Intact (Y) or N

10 DAY RUSH for dioxin

(*) 255764 001, 003 only one 4oz jar available for testing.

(*) Please return all samples to Seattle. NJS 11/18/10

Pace Analytical Services, Inc.	
Percent Moisture/%TS	
Analyst	KJ1
Instrument	25BALB

10143645
√ DT 11-22-10 (COC p. 2 of 2)

Tray #	Sample ID	Tare Mass	Wet Mass	1 Dry Mass	2 Dry Mass	Weight Diff	% Diff	3 Dry Mass	Weight Diff	% Diff	Percent Moisture	Date/Time
25	255231039	2.28	14.71	8.97		8.97					46.17860016	11/19/2010 16:37:16
26	50207	2.26	14.42	9.24		9.24					42.59868421	11/19/2010 16:37:33
27	255231040	2.33	14.69	12.85		12.85					14.88673139	11/19/2010 16:38:19
28	255231041	2.36	14.05	11.11		11.11					25.14970059	11/19/2010 16:39:13
29	255231042	2.28	14.52	12.92		12.92					13.07189542	11/19/2010 16:40:01
30	255231045	2.25	14.17	11.75		11.75					20.30201342	11/19/2010 16:40:37
31	255231046	2.3	14.73	14.09		14.09					5.148833467	11/19/2010 16:41:21
32	255231047	2.26	14.28	12.71		12.71					13.06156405	11/19/2010 16:42:18
33	50208	2.32	14.49	12.89		12.89					13.14708299	11/19/2010 16:42:34
											100	~~11/19/2010 16:52:36~~
35	255764001	2.37	14.18	12.47		12.47					14.47925486	11/19/2010 16:52:40
36	255764002	2.28	14.45	13.02		13.02					11.75020542	11/19/2010 16:53:48
37	255764003	2.29	14.2	12.13		12.13					17.38035264	11/19/2010 16:54:28
38	255764004	2.33	14.59	12.92		12.92					13.62153344	11/19/2010 16:55:29
39	255764005	2.27	14.79	13.18		13.18					12.85942492	11/19/2010 16:56:15
40	255764006	2.31	14.8	13.36		13.36					11.52922337	11/19/2010 16:57:18

Sample Condition Upon Receipt

Pace Analytical

Client Name: Ace WA Project # 10143645

Courier: ☑ Fed Ex ☐ UPS ☐ USPS ☐ Client ☐ Commercial ☐ Pace Other _____

Tracking #: 7941-3314-8721

Custody Seal on Cooler/Box Present: ☑ yes ☐ no Seals intact: ☐ yes ☐ no

Packing Material: ☐ Bubble Wrap ☑ Bubble Bags ☐ None ☐ Other _____ Temp Blank: Yes ____ No ✓

Thermometer Used 80544042 or 179425 Type of Ice: (Wet) Blue None ☐ Samples on ice, cooling process has begun

Cooler Temperature 1.7 Biological Tissue is Frozen: Yes No

Temp should be above freezing to 6°C Comments:

Date and initials of person examining contents: 11/19/10

Chain of Custody Present:	☑Yes ☐No ☐N/A	1.
Chain of Custody Filled Out:	☑Yes ☐No ☐N/A	2.
Chain of Custody Relinquished:	☑Yes ☐No ☐N/A	3.
Sampler Name & Signature on COC:	☐Yes ☑No ☐N/A	4.
Samples Arrived within Hold Time:	☑Yes ☐No ☐N/A	5.
Short Hold Time Analysis (<72hr):	☐Yes ☑No ☐N/A	6.
Rush Turn Around Time Requested:	☑Yes ☐No ☐N/A	7.
Sufficient Volume:	☑Yes ☐No ☐N/A	8.
Correct Containers Used:	☑Yes ☐No ☐N/A	9.
-Pace Containers Used:	☑Yes ☐No ☐N/A	
Containers Intact:	☑Yes ☐No ☐N/A	10.
Filtered volume received for Dissolved tests	☐Yes ☐No ☑N/A	11.
Sample Labels match COC:	☑Yes ☐No ☐N/A	12. Split Samples for Dioxin from Metals Jar
-Includes date/time/ID/Analysis Matrix: SL		
All containers needing acid/base preservation have been checked. Noncompliance are noted in 13.	☐Yes ☐No ☑N/A	13. ☐ HNO3 ☐ H2SO4 ☐ NaOH ☐ HCl
All containers needing preservation are found to be in compliance with EPA recommendation.	☐Yes ☐No ☑N/A	Samp #
Exceptions: VOA,Coliform, TOC, Oil and Grease, WI-DRO (water)	☐Yes ☑No	Initial when completed — Lot # of added preservative
Samples checked for dechlorination:	☐Yes ☐No ☑N/A	14.
Headspace in VOA Vials (>6mm):	☐Yes ☐No ☑N/A	15.
Trip Blank Present:	☐Yes ☐No ☑N/A	16.
Trip Blank Custody Seals Present	☐Yes ☐No ☑N/A	
Pace Trip Blank Lot # (if purchased):		

Client Notification/ Resolution: Field Data Required? Y / N

Person Contacted: _____ Date/Time: _____

Comments/ Resolution: _____

Project Manager Review: NAH **Date:** 11/19/10

Note: Whenever there is a discrepancy affecting North Carolina compliance samples, a copy of this form will be sent to the North Carolina DENR.

Pace Analytical Services, Inc.
1700 Elm Street SE, Suite 200, Minneapolis, MN 55414

Pace Analytical Services, Inc.
1700 Elm Street - Suite 200
Minneapolis, MN 55414

Tel: 612-607-1700
Fax: 612- 607-6444

Reporting Flags

A = Reporting Limit based on signal to noise

B = Less than 10x higher than method blank level

C = Result obtained from confirmation analysis

D = Result obtained from analysis of diluted sample

E = Exceeds calibration range

I = Interference present

J = Estimated value

Nn = Value obtained from additional analysis

P = PCDE Interference

R = Recovery outside target range

S = Peak saturated

U = Analyte not detected

V = Result verified by confirmation analysis

X = %D Exceeds limits

Y = Calculated using average of daily RFs

* = See Discussion

This report shall not be reproduced, except in full,
without the written consent of Pace Analytical Services, Inc.

Appendix B

Sample Analysis Summary

Pace Analytical Services, Inc.
1700 Elm Street - Suite 200
Minneapolis, MN 55414

Tel: 612-607-1700
Fax: 612- 607-6444

Method 8290 Sample Analysis Results

Client - PASI Seattle

Client's Sample ID	SPL-11-1		
Lab Sample ID	255764001		
Filename	P101203A_07		
Injected By	BAL		
Total Amount Extracted	10.2 g	Matrix	Solid
% Moisture	14.8	Dilution	NA
Dry Weight Extracted	8.69 g	Collected	11/16/2010 11:00
ICAL ID	P101202	Received	11/19/2010 10:00
CCal Filename(s)	P101203A_01 & P101203A_17	Extracted	11/29/2010 14:30
Method Blank ID	BLANK-27086	Analyzed	12/03/2010 04:51

Native Isomers	Conc ng/Kg	EMPC ng/Kg	EDL ng/Kg	Internal Standards	ng's Added	Percent Recovery
2,3,7,8-TCDF	7.3	-----	0.19	2,3,7,8-TCDF-13C	2.00	70
Total TCDF	120.0	-----	0.19	2,3,7,8-TCDD-13C	2.00	81
				1,2,3,7,8-PeCDF-13C	2.00	75
2,3,7,8-TCDD	1.7	-----	0.25	2,3,4,7,8-PeCDF-13C	2.00	74
Total TCDD	170.0	-----	0.25	1,2,3,7,8-PeCDD-13C	2.00	85
				1,2,3,4,7,8-HxCDF-13C	2.00	83
1,2,3,7,8-PeCDF	7.6	-----	0.25	1,2,3,6,7,8-HxCDF-13C	2.00	78
2,3,4,7,8-PeCDF	19.0	-----	0.18	2,3,4,6,7,8-HxCDF-13C	2.00	76
Total PeCDF	130.0	-----	0.22	1,2,3,7,8,9-HxCDF-13C	2.00	69
				1,2,3,4,7,8-HxCDD-13C	2.00	85
1,2,3,7,8-PeCDD	10.0	-----	0.21	1,2,3,6,7,8-HxCDD-13C	2.00	74
Total PeCDD	190.0	-----	0.21	1,2,3,4,6,7,8-HpCDF-13C	2.00	69
				1,2,3,4,7,8,9-HpCDF-13C	2.00	65
1,2,3,4,7,8-HxCDF	19.0	-----	0.29	1,2,3,4,6,7,8-HpCDD-13C	2.00	71
1,2,3,6,7,8-HxCDF	13.0	-----	0.32	OCDD-13C	4.00	52
2,3,4,6,7,8-HxCDF	14.0	-----	0.36			
1,2,3,7,8,9-HxCDF	7.1	-----	0.36	1,2,3,4-TCDD-13C	2.00	NA
Total HxCDF	220.0	-----	0.33	1,2,3,7,8,9-HxCDD-13C	2.00	NA
1,2,3,4,7,8-HxCDD	7.7	-----	0.35	2,3,7,8-TCDD-37Cl4	0.20	78
1,2,3,6,7,8-HxCDD	23.0	-----	0.36			
1,2,3,7,8,9-HxCDD	15.0	-----	0.35			
Total HxCDD	300.0	-----	0.35			
1,2,3,4,6,7,8-HpCDF	110.0	-----	0.48	Total 2,3,7,8-TCDD		
1,2,3,4,7,8,9-HpCDF	11.0	-----	0.57	Equivalence: 34 ng/Kg		
Total HpCDF	350.0	-----	0.52	(Using 2005 WHO Factors - Using PRL/2 where ND)		
1,2,3,4,6,7,8-HpCDD	360.0	-----	0.76			
Total HpCDD	640.0	-----	0.76			
OCDF	-----	330	0.47 P			
OCDD	3300.0	-----	0.36			

Conc = Concentration (Totals include 2,3,7,8-substituted isomers).
EMPC = Estimated Maximum Possible Concentration
EDL = Estimated Detection Limit

ND = Not Detected
NA = Not Applicable
NC = Not Calculated

Results reported on a dry weight basis and are valid to no more than 2 significant figures.
P = PCDE Interference

REPORT OF LABORATORY ANALYSIS

This report shall not be reproduced, except in full,
without the written consent of Pace Analytical Services, Inc.

Pace Analytical Services, Inc.
1700 Elm Street - Suite 200
Minneapolis, MN 55414

Tel: 612-607-1700
Fax: 612- 607-6444

Method 8290 Sample Analysis Results

Client - PASI Seattle

Client's Sample ID	SPL-11-2		
Lab Sample ID	255764002		
Filename	P101203A_08		
Injected By	BAL		
Total Amount Extracted	10.1 g	Matrix	Solid
% Moisture	11.8	Dilution	NA
Dry Weight Extracted	8.91 g	Collected	11/16/2010 11:30
ICAL ID	P101202	Received	11/19/2010 10:00
CCal Filename(s)	P101203A_01 & P101203A_17	Extracted	11/29/2010 14:30
Method Blank ID	BLANK-27086	Analyzed	12/03/2010 05:34

Native Isomers	Conc ng/Kg	EMPC ng/Kg	EDL ng/Kg		Internal Standards	ng's Added	Percent Recovery
2,3,7,8-TCDF	14.0	-----	0.23		2,3,7,8-TCDF-13C	2.00	63
Total TCDF	220.0	-----	0.23		2,3,7,8-TCDD-13C	2.00	73
					1,2,3,7,8-PeCDF-13C	2.00	66
2,3,7,8-TCDD	3.5	-----	0.26		2,3,4,7,8-PeCDF-13C	2.00	65
Total TCDD	300.0	-----	0.26		1,2,3,7,8-PeCDD-13C	2.00	75
					1,2,3,4,7,8-HxCDF-13C	2.00	74
1,2,3,7,8-PeCDF	19.0	-----	0.17		1,2,3,6,7,8-HxCDF-13C	2.00	70
2,3,4,7,8-PeCDF	78.0	-----	0.19		2,3,4,6,7,8-HxCDF-13C	2.00	69
Total PeCDF	440.0	-----	0.18		1,2,3,7,8,9-HxCDF-13C	2.00	65
					1,2,3,4,7,8-HxCDD-13C	2.00	75
1,2,3,7,8-PeCDD	19.0	-----	0.24		1,2,3,6,7,8-HxCDD-13C	2.00	65
Total PeCDD	350.0	-----	0.24		1,2,3,4,6,7,8-HpCDF-13C	2.00	63
					1,2,3,4,7,8,9-HpCDF-13C	2.00	61
1,2,3,4,7,8-HxCDF	120.0	-----	0.24		1,2,3,4,6,7,8-HpCDD-13C	2.00	68
1,2,3,6,7,8-HxCDF	47.0	-----	0.42		OCDD-13C	4.00	56
2,3,4,6,7,8-HxCDF	49.0	-----	0.66				
1,2,3,7,8,9-HxCDF	36.0	-----	0.44		1,2,3,4-TCDD-13C	2.00	NA
Total HxCDF	1100.0	-----	0.44		1,2,3,7,8,9-HxCDD-13C	2.00	NA
1,2,3,4,7,8-HxCDD	16.0	-----	0.18		2,3,7,8-TCDD-37Cl4	0.20	70
1,2,3,6,7,8-HxCDD	65.0	-----	0.47				
1,2,3,7,8,9-HxCDD	33.0	-----	0.49				
Total HxCDD	620.0	-----	0.38				
1,2,3,4,6,7,8-HpCDF	490.0	-----	0.65		Total 2,3,7,8-TCDD		
1,2,3,4,7,8,9-HpCDF	47.0	-----	0.66		Equivalence: 110 ng/Kg		
Total HpCDF	1800.0	-----	0.66		(Using 2005 WHO Factors - Using PRL/2 where ND)		
1,2,3,4,6,7,8-HpCDD	1200.0	-----	0.91				
Total HpCDD	2000.0	-----	0.91				
OCDF	-----	1400	0.51	P			
OCDD	12000.0	-----	0.18	E			

Conc = Concentration (Totals include 2,3,7,8-substituted isomers).
EMPC = Estimated Maximum Possible Concentration
EDL = Estimated Detection Limit

ND = Not Detected
NA = Not Applicable
NC = Not Calculated

Results reported on a dry weight basis and are valid to no more than 2 significant figures.
P = PCDE Interference
E = Exceeds calibration range

REPORT OF LABORATORY ANALYSIS

This report shall not be reproduced, except in full,
without the written consent of Pace Analytical Services, Inc.

Pace Analytical Services, Inc.
1700 Elm Street - Suite 200
Minneapolis, MN 55414

Tel: 612-607-1700
Fax: 612- 607-6444

Method 8290 Sample Analysis Results

Client - PASI Seattle

Client's Sample ID	SPL-11-3		
Lab Sample ID	255764003		
Filename	P101203A_09		
Injected By	BAL		
Total Amount Extracted	10.1 g	Matrix	Solid
% Moisture	17.4	Dilution	NA
Dry Weight Extracted	8.34 g	Collected	11/16/2010 14:30
ICAL ID	P101202	Received	11/19/2010 10:00
CCal Filename(s)	P101203A_01 & P101203A_17	Extracted	11/29/2010 14:30
Method Blank ID	BLANK-27086	Analyzed	12/03/2010 06:16

Native Isomers	Conc ng/Kg	EMPC ng/Kg	EDL ng/Kg		Internal Standards	ng's Added	Percent Recovery
2,3,7,8-TCDF	6.4	-----	0.200		2,3,7,8-TCDF-13C	2.00	78
Total TCDF	99.0	-----	0.200		2,3,7,8-TCDD-13C	2.00	92
					1,2,3,7,8-PeCDF-13C	2.00	81
2,3,7,8-TCDD	1.7	-----	0.200		2,3,4,7,8-PeCDF-13C	2.00	80
Total TCDD	110.0	-----	0.200		1,2,3,7,8-PeCDD-13C	2.00	92
					1,2,3,4,7,8-HxCDF-13C	2.00	91
1,2,3,7,8-PeCDF	6.5	-----	0.130		1,2,3,6,7,8-HxCDF-13C	2.00	84
2,3,4,7,8-PeCDF	19.0	-----	0.098		2,3,4,6,7,8-HxCDF-13C	2.00	84
Total PeCDF	120.0	-----	0.110		1,2,3,7,8,9-HxCDF-13C	2.00	80
					1,2,3,4,7,8-HxCDD-13C	2.00	87
1,2,3,7,8-PeCDD	8.2	-----	0.160		1,2,3,6,7,8-HxCDD-13C	2.00	85
Total PeCDD	140.0	-----	0.160		1,2,3,4,6,7,8-HpCDF-13C	2.00	77
					1,2,3,4,7,8,9-HpCDF-13C	2.00	72
1,2,3,4,7,8-HxCDF	29.0	-----	0.190		1,2,3,4,6,7,8-HpCDD-13C	2.00	80
1,2,3,6,7,8-HxCDF	12.0	-----	0.170		OCDD-13C	4.00	61
2,3,4,6,7,8-HxCDF	7.8	-----	0.110				
1,2,3,7,8,9-HxCDF	6.6	-----	0.130		1,2,3,4-TCDD-13C	2.00	NA
Total HxCDF	200.0	-----	0.150		1,2,3,7,8,9-HxCDD-13C	2.00	NA
1,2,3,4,7,8-HxCDD	6.8	-----	0.280		2,3,7,8-TCDD-37Cl4	0.20	86
1,2,3,6,7,8-HxCDD	17.0	-----	0.180				
1,2,3,7,8,9-HxCDD	10.0	-----	0.270				
Total HxCDD	220.0	-----	0.240				
1,2,3,4,6,7,8-HpCDF	79.0	-----	0.250		Total 2,3,7,8-TCDD		
1,2,3,4,7,8,9-HpCDF	7.6	-----	0.360		Equivalence: 29 ng/Kg		
Total HpCDF	240.0	-----	0.310		(Using 2005 WHO Factors - Using PRL/2 where ND)		
1,2,3,4,6,7,8-HpCDD	250.0	-----	0.670				
Total HpCDD	430.0	-----	0.670				
OCDF	-----	190	0.400	P			
OCDD	2200.0	-----	0.440				

Conc = Concentration (Totals include 2,3,7,8-substituted isomers).
EMPC = Estimated Maximum Possible Concentration
EDL = Estimated Detection Limit

ND = Not Detected
NA = Not Applicable
NC = Not Calculated

Results reported on a dry weight basis and are valid to no more than 2 significant figures.
P = PCDE Interference

REPORT OF LABORATORY ANALYSIS

This report shall not be reproduced, except in full,
without the written consent of Pace Analytical Services, Inc.

Pace Analytical Services, Inc.
1700 Elm Street - Suite 200
Minneapolis, MN 55414

Tel: 612-607-1700
Fax: 612- 607-6444

Method 8290 Sample Analysis Results

Client - PASI Seattle

Client's Sample ID	SPL-10-1		
Lab Sample ID	255764004		
Filename	P101203A_10		
Injected By	BAL		
Total Amount Extracted	10.5 g	Matrix	Solid
% Moisture	13.6	Dilution	NA
Dry Weight Extracted	9.07 g	Collected	11/16/2010 15:00
ICAL ID	P101202	Received	11/19/2010 10:00
CCal Filename(s)	P101203A_01 & P101203A_17	Extracted	11/29/2010 14:30
Method Blank ID	BLANK-27086	Analyzed	12/03/2010 06:59

Native Isomers	Conc ng/Kg	EMPC ng/Kg	EDL ng/Kg		Internal Standards	ng's Added	Percent Recovery
2,3,7,8-TCDF	2.60	-----	0.25		2,3,7,8-TCDF-13C	2.00	71
Total TCDF	42.00	-----	0.25		2,3,7,8-TCDD-13C	2.00	84
					1,2,3,7,8-PeCDF-13C	2.00	74
2,3,7,8-TCDD	0.67	-----	0.18	J	2,3,4,7,8-PeCDF-13C	2.00	71
Total TCDD	23.00	-----	0.18		1,2,3,7,8-PeCDD-13C	2.00	81
					1,2,3,4,7,8-HxCDF-13C	2.00	81
1,2,3,7,8-PeCDF	4.20	-----	0.14	J	1,2,3,6,7,8-HxCDF-13C	2.00	76
2,3,4,7,8-PeCDF	13.00	-----	0.13		2,3,4,6,7,8-HxCDF-13C	2.00	75
Total PeCDF	77.00	-----	0.13		1,2,3,7,8,9-HxCDF-13C	2.00	72
					1,2,3,4,7,8-HxCDD-13C	2.00	84
1,2,3,7,8-PeCDD	3.50	-----	0.23	J	1,2,3,6,7,8-HxCDD-13C	2.00	67
Total PeCDD	52.00	-----	0.23		1,2,3,4,6,7,8-HpCDF-13C	2.00	64
					1,2,3,4,7,8,9-HpCDF-13C	2.00	59
1,2,3,4,7,8-HxCDF	-----	35	0.25	P	1,2,3,4,6,7,8-HpCDD-13C	2.00	66
1,2,3,6,7,8-HxCDF	8.60	-----	0.22		OCDD-13C	4.00	42
2,3,4,6,7,8-HxCDF	4.40	-----	0.45	J			
1,2,3,7,8,9-HxCDF	7.30	-----	0.23		1,2,3,4-TCDD-13C	2.00	NA
Total HxCDF	110.00	-----	0.28		1,2,3,7,8,9-HxCDD-13C	2.00	NA
1,2,3,4,7,8-HxCDD	3.70	-----	0.30	J	2,3,7,8-TCDD-37Cl4	0.20	80
1,2,3,6,7,8-HxCDD	16.00	-----	0.32				
1,2,3,7,8,9-HxCDD	6.50	-----	0.32				
Total HxCDD	140.00	-----	0.31				
1,2,3,4,6,7,8-HpCDF	140.00	-----	0.39		Total 2,3,7,8-TCDD		
1,2,3,4,7,8,9-HpCDF	13.00	-----	0.38		Equivalence: 22 ng/Kg		
Total HpCDF	150.00	-----	0.38		(Using 2005 WHO Factors - Using PRL/2 where ND)		
1,2,3,4,6,7,8-HpCDD	510.00	-----	1.10				
Total HpCDD	940.00	-----	1.10				
OCDF	600.00	-----	0.33				
OCDD	7800.00	-----	3.90				

Conc = Concentration (Totals include 2,3,7,8-substituted isomers).
EMPC = Estimated Maximum Possible Concentration
EDL = Estimated Detection Limit

ND = Not Detected
NA = Not Applicable
NC = Not Calculated

Results reported on a dry weight basis and are valid to no more than 2 significant figures.
J = Estimated value
P = PCDE Interference

REPORT OF LABORATORY ANALYSIS

This report shall not be reproduced, except in full,
without the written consent of Pace Analytical Services, Inc.

Pace Analytical Services, Inc.
1700 Elm Street - Suite 200
Minneapolis, MN 55414

Tel: 612-607-1700
Fax: 612- 607-6444

Method 8290 Sample Analysis Results

Client - PASI Seattle

Client's Sample ID	SPL-10-2		
Lab Sample ID	255764005		
Filename	P101203A_11		
Injected By	BAL		
Total Amount Extracted	10.4 g	Matrix	Solid
% Moisture	12.8	Dilution	NA
Dry Weight Extracted	9.07 g	Collected	11/16/2010 15:30
ICAL ID	P101202	Received	11/19/2010 10:00
CCal Filename(s)	P101203A_01 & P101203A_17	Extracted	11/29/2010 14:30
Method Blank ID	BLANK-27086	Analyzed	12/03/2010 07:42

Native Isomers	Conc ng/Kg	EMPC ng/Kg	EDL ng/Kg		Internal Standards	ng's Added	Percent Recovery
2,3,7,8-TCDF	1.40	-----	0.25		2,3,7,8-TCDF-13C	2.00	79
Total TCDF	30.00	-----	0.25		2,3,7,8-TCDD-13C	2.00	93
					1,2,3,7,8-PeCDF-13C	2.00	81
2,3,7,8-TCDD	0.41	-----	0.21	J	2,3,4,7,8-PeCDF-13C	2.00	78
Total TCDD	14.00	-----	0.21		1,2,3,7,8-PeCDD-13C	2.00	90
					1,2,3,4,7,8-HxCDF-13C	2.00	85
1,2,3,7,8-PeCDF	1.30	-----	0.27	J	1,2,3,6,7,8-HxCDF-13C	2.00	86
2,3,4,7,8-PeCDF	3.60	-----	0.12	J	2,3,4,6,7,8-HxCDF-13C	2.00	81
Total PeCDF	33.00	-----	0.20		1,2,3,7,8,9-HxCDF-13C	2.00	78
					1,2,3,4,7,8-HxCDD-13C	2.00	90
1,2,3,7,8-PeCDD	2.10	-----	0.29	J	1,2,3,6,7,8-HxCDD-13C	2.00	78
Total PeCDD	33.00	-----	0.29		1,2,3,4,6,7,8-HpCDF-13C	2.00	68
					1,2,3,4,7,8,9-HpCDF-13C	2.00	62
1,2,3,4,7,8-HxCDF	-----	4.3	0.23	P	1,2,3,4,6,7,8-HpCDD-13C	2.00	69
1,2,3,6,7,8-HxCDF	2.30	-----	0.20	J	OCDD-13C	4.00	43
2,3,4,6,7,8-HxCDF	1.80	-----	0.23	J			
1,2,3,7,8,9-HxCDF	0.96	-----	0.25	J	1,2,3,4-TCDD-13C	2.00	NA
Total HxCDF	27.00	-----	0.23		1,2,3,7,8,9-HxCDD-13C	2.00	NA
1,2,3,4,7,8-HxCDD	1.50	-----	0.17	J	2,3,7,8-TCDD-37Cl4	0.20	89
1,2,3,6,7,8-HxCDD	5.70	-----	0.20				
1,2,3,7,8,9-HxCDD	3.20	-----	0.20	J			
Total HxCDD	67.00	-----	0.19				
1,2,3,4,6,7,8-HpCDF	26.00	-----	0.21		Total 2,3,7,8-TCDD		
1,2,3,4,7,8,9-HpCDF	2.00	-----	0.32	J	Equivalence: 7.3 ng/Kg		
Total HpCDF	28.00	-----	0.27		(Using 2005 WHO Factors - Using PRL/2 where ND)		
1,2,3,4,6,7,8-HpCDD	130.00	-----	0.37				
Total HpCDD	240.00	-----	0.37				
OCDF	90.00	-----	0.39				
OCDD	1500.00	-----	0.39				

Conc = Concentration (Totals include 2,3,7,8-substituted isomers).
EMPC = Estimated Maximum Possible Concentration
EDL = Estimated Detection Limit

ND = Not Detected
NA = Not Applicable
NC = Not Calculated

Results reported on a dry weight basis and are valid to no more than 2 significant figures.
J = Estimated value
P = PCDE Interference

REPORT OF LABORATORY ANALYSIS

This report shall not be reproduced, except in full,
without the written consent of Pace Analytical Services, Inc.

Pace Analytical Services, Inc.
1700 Elm Street - Suite 200
Minneapolis, MN 55414

Tel: 612-607-1700
Fax: 612- 607-6444

Method 8290 Sample Analysis Results

Client - PASI Seattle

Client's Sample ID	SPL-10-3		
Lab Sample ID	255764006		
Filename	P101203A_12		
Injected By	BAL		
Total Amount Extracted	10.6 g	Matrix	Solid
% Moisture	11.5	Dilution	NA
Dry Weight Extracted	9.38 g	Collected	11/16/2010 16:00
ICAL ID	P101202	Received	11/19/2010 10:00
CCal Filename(s)	P101203A_01 & P101203A_17	Extracted	11/29/2010 14:30
Method Blank ID	BLANK-27086	Analyzed	12/03/2010 08:25

Native Isomers	Conc ng/Kg	EMPC ng/Kg	EDL ng/Kg		Internal Standards	ng's Added	Percent Recovery
2,3,7,8-TCDF	3.6	-----	0.87		2,3,7,8-TCDF-13C	2.00	79
Total TCDF	60.0	-----	0.87		2,3,7,8-TCDD-13C	2.00	94
					1,2,3,7,8-PeCDF-13C	2.00	81
2,3,7,8-TCDD	ND	-----	0.92		2,3,4,7,8-PeCDF-13C	2.00	80
Total TCDD	54.0	-----	0.92		1,2,3,7,8-PeCDD-13C	2.00	90
					1,2,3,4,7,8-HxCDF-13C	2.00	89
1,2,3,7,8-PeCDF	3.6	-----	0.73	J	1,2,3,6,7,8-HxCDF-13C	2.00	85
2,3,4,7,8-PeCDF	9.6	-----	0.67		2,3,4,6,7,8-HxCDF-13C	2.00	83
Total PeCDF	75.0	-----	0.70		1,2,3,7,8,9-HxCDF-13C	2.00	79
					1,2,3,4,7,8-HxCDD-13C	2.00	92
1,2,3,7,8-PeCDD	5.0	-----	0.43	J	1,2,3,6,7,8-HxCDD-13C	2.00	82
Total PeCDD	90.0	-----	0.43		1,2,3,4,6,7,8-HpCDF-13C	2.00	74
					1,2,3,4,7,8,9-HpCDF-13C	2.00	67
1,2,3,4,7,8-HxCDF	14.0	-----	1.50		1,2,3,4,6,7,8-HpCDD-13C	2.00	76
1,2,3,6,7,8-HxCDF	6.2	-----	1.10		OCDD-13C	4.00	52
2,3,4,6,7,8-HxCDF	6.3	-----	1.40				
1,2,3,7,8,9-HxCDF	3.2	-----	0.58	J	1,2,3,4-TCDD-13C	2.00	NA
Total HxCDF	130.0	-----	1.10		1,2,3,7,8,9-HxCDD-13C	2.00	NA
1,2,3,4,7,8-HxCDD	4.3	-----	0.54	J	2,3,7,8-TCDD-37Cl4	0.20	173
1,2,3,6,7,8-HxCDD	14.0	-----	0.48				
1,2,3,7,8,9-HxCDD	8.2	-----	0.41				
Total HxCDD	170.0	-----	0.48				
1,2,3,4,6,7,8-HpCDF	70.0	-----	0.52		Total 2,3,7,8-TCDD		
1,2,3,4,7,8,9-HpCDF	6.1	-----	1.20		Equivalence: 20 ng/Kg		
Total HpCDF	240.0	-----	0.85		(Using 2005 WHO Factors - Using PRL/2 where ND)		
1,2,3,4,6,7,8-HpCDD	320.0	-----	1.60				
Total HpCDD	600.0	-----	1.60				
OCDF	240.0	-----	1.00				
OCDD	3900.0	-----	1.60				

Conc = Concentration (Totals include 2,3,7,8-substituted isomers).
EMPC = Estimated Maximum Possible Concentration
EDL = Estimated Detection Limit

ND = Not Detected
NA = Not Applicable
NC = Not Calculated

Results reported on a dry weight basis and are valid to no more than 2 significant figures.
J = Estimated value

REPORT OF LABORATORY ANALYSIS

This report shall not be reproduced, except in full,
without the written consent of Pace Analytical Services, Inc.

Pace Analytical Services, Inc.
1700 Elm Street - Suite 200
Minneapolis, MN 55414

Tel: 612-607-1700
Fax: 612- 607-6444

Method 8290 Blank Analysis Results

Lab Sample ID	BLANK-27086	Matrix	Solid
Filename	P101203B_02	Dilution	NA
Total Amount Extracted	20.1 g	Extracted	11/29/2010 14:30
ICAL ID	P101202	Analyzed	12/03/2010 13:25
CCal Filename(s)	P101203A_17 & P101203B_09	Injected By	ACE

Native Isomers	Conc ng/Kg	EMPC ng/Kg	EDL ng/Kg		Internal Standards	ng's Added	Percent Recovery
2,3,7,8-TCDF	0.073	-----	0.039	J	2,3,7,8-TCDF-13C	2.00	73
Total TCDF	1.200	-----	0.039		2,3,7,8-TCDD-13C	2.00	88
					1,2,3,7,8-PeCDF-13C	2.00	80
2,3,7,8-TCDD	ND	-----	0.047		2,3,4,7,8-PeCDF-13C	2.00	82
Total TCDD	ND	-----	0.047		1,2,3,7,8-PeCDD-13C	2.00	91
					1,2,3,4,7,8-HxCDF-13C	2.00	84
1,2,3,7,8-PeCDF	0.051	-----	0.021	J	1,2,3,6,7,8-HxCDF-13C	2.00	83
2,3,4,7,8-PeCDF	0.048	-----	0.022	J	2,3,4,6,7,8-HxCDF-13C	2.00	82
Total PeCDF	0.300	-----	0.022	J	1,2,3,7,8,9-HxCDF-13C	2.00	80
					1,2,3,4,7,8-HxCDD-13C	2.00	90
1,2,3,7,8-PeCDD	ND	-----	0.032		1,2,3,6,7,8-HxCDD-13C	2.00	82
Total PeCDD	ND	-----	0.032		1,2,3,4,6,7,8-HpCDF-13C	2.00	78
					1,2,3,4,7,8,9-HpCDF-13C	2.00	77
1,2,3,4,7,8-HxCDF	0.063	-----	0.018	J	1,2,3,4,6,7,8-HpCDD-13C	2.00	83
1,2,3,6,7,8-HxCDF	0.058	-----	0.019	J	OCDD-13C	4.00	65
2,3,4,6,7,8-HxCDF	-----	0.039	0.021	I			
1,2,3,7,8,9-HxCDF	0.059	-----	0.021	J	1,2,3,4-TCDD-13C	2.00	NA
Total HxCDF	0.260	-----	0.020	J	1,2,3,7,8,9-HxCDD-13C	2.00	NA
1,2,3,4,7,8-HxCDD	0.039	-----	0.023	J	2,3,7,8-TCDD-37Cl4	0.20	84
1,2,3,6,7,8-HxCDD	-----	0.040	0.024	I			
1,2,3,7,8,9-HxCDD	-----	0.036	0.021	I			
Total HxCDD	0.087	-----	0.023	J			
1,2,3,4,6,7,8-HpCDF	0.088	-----	0.025	J	Total 2,3,7,8-TCDD		
1,2,3,4,7,8,9-HpCDF	0.051	-----	0.040	J	Equivalence: 0.091 ng/Kg		
Total HpCDF	0.140	-----	0.033	J	(Using 2005 WHO Factors - Using PRL/2 where ND)		
1,2,3,4,6,7,8-HpCDD	0.120	-----	0.043	J			
Total HpCDD	0.230	-----	0.043	J			
OCDF	0.220	-----	0.051	J			
OCDD	0.540	-----	0.100	J			

Conc = Concentration (Totals include 2,3,7,8-substituted isomers).
EMPC = Estimated Maximum Possible Concentration
EDL = Estimated Detection Limit

Results reported on a dry weight basis and are valid to no more than 2 significant figures.
J = Estimated value
I = Interference present

REPORT OF LABORATORY ANALYSIS

This report shall not be reproduced, except in full,
without the written consent of Pace Analytical Services, Inc.

Pace Analytical Services, Inc.
1700 Elm Street - Suite 200
Minneapolis, MN 55414

Tel: 612-607-1700
Fax: 612- 607-6444

Method 8290 Laboratory Control Spike Results

Lab Sample ID	LCS-27087		
Filename	F101201B_11	Matrix	Solid
Total Amount Extracted	20.5 g	Dilution	NA
ICAL ID	F101201	Extracted	11/29/2010 14:30
CCal Filename(s)	F101201B_10 & F101201B_22	Analyzed	12/01/2010 18:33
Method Blank ID	BLANK-27086	Injected By	BAL

Native Isomers	**Qs** (ng)	**Qm** (ng)	% Rec.	**Internal Standards**	**ng's Added**	**Percent Recovery**
2,3,7,8-TCDF	0.20	0.23	113	2,3,7,8-TCDF-13C	2.0	70
Total TCDF				2,3,7,8-TCDD-13C	2.0	90
				1,2,3,7,8-PeCDF-13C	2.0	79
2,3,7,8-TCDD	0.20	0.18	92	2,3,4,7,8-PeCDF-13C	2.0	81
Total TCDD				1,2,3,7,8-PeCDD-13C	2.0	97
				1,2,3,4,7,8-HxCDF-13C	2.0	74
1,2,3,7,8-PeCDF	1.0	1.0	102	1,2,3,6,7,8-HxCDF-13C	2.0	69
2,3,4,7,8-PeCDF	1.0	1.0	100	2,3,4,6,7,8-HxCDF-13C	2.0	70
Total PeCDF				1,2,3,7,8,9-HxCDF-13C	2.0	75
				1,2,3,4,7,8-HxCDD-13C	2.0	83
1,2,3,7,8-PeCDD	1.0	0.92	92	1,2,3,6,7,8-HxCDD-13C	2.0	77
Total PeCDD				1,2,3,4,6,7,8-HpCDF-13C	2.0	73
				1,2,3,4,7,8,9-HpCDF-13C	2.0	76
1,2,3,4,7,8-HxCDF	1.0	0.99	99	1,2,3,4,6,7,8-HpCDD-13C	2.0	84
1,2,3,6,7,8-HxCDF	1.0	0.98	98	OCDD-13C	4.0	66
2,3,4,6,7,8-HxCDF	1.0	0.96	96			
1,2,3,7,8,9-HxCDF	1.0	1.0	101	1,2,3,4-TCDD-13C	2.0	NA
Total HxCDF				1,2,3,7,8,9-HxCDD-13C	2.0	NA
1,2,3,4,7,8-HxCDD	1.0	0.95	95	2,3,7,8-TCDD-37Cl4	0.20	80
1,2,3,6,7,8-HxCDD	1.0	0.98	98			
1,2,3,7,8,9-HxCDD	1.0	0.99	99			
Total HxCDD						
1,2,3,4,6,7,8-HpCDF	1.0	1.0	103			
1,2,3,4,7,8,9-HpCDF	1.0	0.98	98			
Total HpCDF						
1,2,3,4,6,7,8-HpCDD	1.0	0.92	92			
Total HpCDD						
OCDF	2.0	2.3	117 Y			
OCDD	2.0	2.1	105			

Qs = Quantity Spiked
Qm = Quantity Measured
Rec. = Recovery (Expressed as Percent)
R = Recovery outside of target range

Y = RF averaging used in calculations
Nn = Value obtained from additional analysis
NA = Not Applicable
* = See Discussion

REPORT OF LABORATORY ANALYSIS

This report shall not be reproduced, except in full,
without the written consent of Pace Analytical Services, Inc.

Pace Analytical®
www.pacelabs.com

CHAIN-OF-CUSTODY / Analytical Request Document

The Chain-of-Custody is a LEGAL DOCUMENT. All relevant fields must be completed accurately.

Page: 1 of 1

1318922

Section A Required Client Information:	Section B Required Project Information:	Section C Invoice Information:
Company: BROWN - CALDWELL	Report To: Jon Turk	Attention: Josh Johnson
Address: 224 Columbia St NW Ste 420	Copy To: Josh Johnson	Company Name: Brown + Caldwell
Olympia, WA 98501		Address: Section A
Email To: jturk@browncald.com	Purchase Order No.:	Pace Quote Reference:
Phone: 360-534-1206 Fax: 360-943-7513	Project Name: Olympia Soils	Pace Project Manager:
Requested Due Date/TAT: 12/3/10	Project Number:	Pace Profile #:

REGULATORY AGENCY

☐ NPDES ☐ GROUND WATER ☐ DRINKING WATER
☐ UST ☐ RCRA ☒ OTHER ECY

Site Location STATE: WA

Section D Required Client Information

Matrix Codes MATRIX / CODE: Drinking Water DW, Water WT, Waste Water WW, Product P, Soil/Solid SL, Oil OL, Wipe WP, Air AR, Tissue TS, Other OT

SAMPLE ID (A-Z, 0-9 / ,-) Sample IDs MUST BE UNIQUE

Requested Analysis Filtered (Y/N)

ITEM #	SAMPLE ID	MATRIX CODE (see valid codes to left)	SAMPLE TYPE (G=GRAB C=COMP)	COLLECTED COMPOSITE START DATE	COLLECTED COMPOSITE START TIME	COLLECTED COMPOSITE END/GRAB DATE	COLLECTED COMPOSITE END/GRAB TIME	SAMPLE TEMP AT COLLECTION	# OF CONTAINERS	Preservatives: Unpreserved	H_2SO_4	HNO_3	HCl	NaOH	$Na_2S_2O_3$	Methanol	Other H_2O	Analysis Test (Y/N)	Arsenic, Ni, Cu, Pb, (Cd/Mn/Hg)	Dioxin, Furan	TPH-D, TPH-HO SG	cPAH, Naphthalene	TPH-Cl, BTEX SG	Residual Chlorine (Y/N)	Pace Project No./ Lab I.D.
1	SPL-11-1	SL	G			11/16/10	11:00		7	X						X	X		X	X	X	X	X		
2	SPL-11-2	SL					11:30																		
3	SPL-11-3						14:30																		
4	SPL-10-1						15:00																		
5	SPL-10-2						15:30																		
6	SPL-10-3						16:00																		
7	TB-1318922								3							X	X						X		
8																									
9																									
10																									
11																									
12																									

255764

ADDITIONAL COMMENTS	RELINQUISHED BY / AFFILIATION	DATE	TIME	ACCEPTED BY / AFFILIATION	DATE	TIME	SAMPLE CONDITIONS: Temp in °C	Received on Ice (Y/N)	Custody Sealed Cooler (Y/N)	Samples Intact (Y/N)
	[illegible]	11/17/10	11:00	Fedex	11/17/10	11:00				
				Jyothi Sway	11/18/10	0925	2.3	Y	Y	N

ORIGINAL

SAMPLER NAME AND SIGNATURE

PRINT Name of SAMPLER:

SIGNATURE of SAMPLER: DATE Signed (MM/DD/YY):

*Important Note: By signing this form you are accepting Pace's NET 30 day payment terms and agreeing to late charges of 1.5% per month for any invoices not paid within 30 days.

F-ALL-Q-020rev.07, 15-May-2007

Sample Container Count

CLIENT: B & C

Pace Analytical
www.pacelabs.com

COC PAGE 1 of 1
COC ID# 1318922

255764

Sample Line Item	VG9H	AG1H	AG1U	BG1H	BP1U	BP2U	BP3U	BP2N	BP2S	WGFU	WGKU	broken	DG9M	VG9W	Comments
1										2		2x WGFU	1	2	
2										3		1 x WGFU	0	2	1 x DG9M broken" subsampled at 11/18/10 11:15 NJS
3										2		2x WGFU	1	1	1 x VG9W broken
4										3		1 x "	1	2	
5										3		1 x "	1	2	
6										4			1	2	
7												~~1~~ NJS 11/18/10	1	2	
8															
9															
10															
11															
12															Trip Blank? yes

AG1H	1 liter HCL amber glass		BP2S	500mL H2SO4 plastic	JGFU	4oz unpreserved amber wide
AG1U	1liter unpreserved amber glass		BP2U	500mL unpreserved plastic	R	terra core kit
AG2S	500mL H2SO4 amber glass		BP2Z	500mL NaOH, Zn Ac	U	Summa Can
AG2U	500mL unpreserved amber glass		BP3C	250mL NaOH plastic	VG9H	40mL HCL clear vial
AG3S	250mL H2SO4 amber glass		BP3N	250mL HNO3 plastic	VG9T	40mL Na Thio. clear vial
BG1H	1 liter HCL clear glass		BP3S	250mL H2SO4 plastic	VG9U	40mL unpreserved **clear** vial
BG1U	1 liter unpreserved glass		BP3U	250mL unpreserved plastic	VG9W	40mL glass vial preweighted (EPA 5035)
BP1N	1 liter HNO3 plastic		DG9B	40mL Na Bisulfate amber vial	VSG	Headspace septa vial & HCL
BP1S	1 liter H2SO4 plastic		DG9H	40mL HCL amber voa vial	WGFU	4oz clear soil jar
BP1U	1 liter unpreserved plastic		DG9M	40mL MeOH clear vial	WGFX	4oz wide jar w/hexane wipe
BP1Z	1 liter NaOH, Zn, Ac		DG9T	40mL Na Thio amber vial	ZPLC	Ziploc Bag
BP2N	500mL HNO3 plastic		DG9U	40mL unpreserved **amber** vial		
BP2O	500mL NaOH plastic		I	Wipe/Swab		

Sample Condition Upon Receipt

Pace Analytical

Client Name: B & C Project # 255764

Courier: ☑ Fed Ex ☐ UPS ☐ USPS ☐ Client ☐ Commercial ☐ Pace Other _____

Tracking #: 8738 8211 5406

Custody Seal on Cooler/Box Present: ☑ Yes ☐ No Seals intact: ☐ Yes ☐ No

Packing Material: ☐ Bubble Wrap ☑ Bubble Bags ☐ None ☐ Other _____ Temp. Blank Yes No

Thermometer Used 132013 or 101731962 or 226099 Type of Ice: Wet Blue None ☐ Samples on ice, cooling process has begun

Cooler Temperature 2.3 Biological Tissue is Frozen: Yes No

Temp should be above freezing ≤ 6°C

Date and Initials of person examining contents: NJS 11/18/10

		Comments:
Chain of Custody Present:	☑ Yes ☐ No ☐ N/A	1.
Chain of Custody Filled Out:	☑ Yes ☐ No ☐ N/A	2.
Chain of Custody Relinquished:	☑ Yes ☐ No ☐ N/A	3.
Sampler Name & Signature on COC:	☑ Yes ☐ No ☐ N/A	4.
Samples Arrived within Hold Time:	☑ Yes ☐ No ☐ N/A	5.
Short Hold Time Analysis (<72hr):	☑ Yes ☐ No ☐ N/A	6. Terracore kits, frozen at 11:15 11/18/10 NJS
Rush Turn Around Time Requested:	☐ Yes ☑ No ☐ N/A	7.
Sufficient Volume:	☑ Yes ☐ No ☐ N/A	8.
Correct Containers Used:	☑ Yes ☐ No ☐ N/A	9.
-Pace Containers Used:	☑ Yes ☐ No ☐ N/A	
Containers Intact:	☐ Yes ☑ No ☐ N/A	10. Received broken, see 13.
Filtered volume received for Dissolved tests	☐ Yes ☐ No ☑ N/A	11.
Sample Labels match COC:	☑ Yes ☐ No ☐ N/A	12.
-Includes date/time/ID/Analysis Matrix: Soil		
All containers needing preservation have been checked.	☐ Yes ☐ No ☑ N/A	13. Broken ⇒ '11-1' ⇒ 2 jars; 11-2 ⇒ 1 jar, 1 methanol vial; 11-3 ⇒ 2 soil jars; 1 water vial; 10-[illegible] ⇒ 1 soil jar; 10-2 ⇒ 1 soil jar; 10-3 ⇒ all intact.
All containers needing preservation are found to be in compliance with EPA recommendation.	☐ Yes ☐ No ☑ N/A	
Exceptions: VOA, coliform, TOC, O&G		Initial when completed / Lot # of added preservative
Samples checked for dechlorination:	☐ Yes ☐ No ☑ N/A	14.
Headspace in VOA Vials (>6mm):	☐ Yes ☐ No ☑ N/A	15.
Trip Blanks Present:	☑ Yes ☐ No ☐ N/A	16.
Trip Blank Custody Seals Present	☑ Yes ☐ No ☐ N/A	
Pace Trip Blank Lot # (if purchased): _____		

Client Notification/ Resolution: Field Data Required? Y / N

Person Contacted: J. Turk Date/Time: 11/16/10

Comments/ Resolution:

Emailed JT, said to use packing material & would they like to re-sample or have possible elevated PC's?

Project Manager Review: [signature] Date: 11/18/10 1303

Note: Whenever there is a discrepancy affecting North Carolina compliance samples, a copy of this form will be sent to the North Carolina DEHNR Certification Office (i.e out of hold, incorrect preservative, out of temp, incorrect containers)

Pace Analytical Services, Inc.
940 South Harney
Seattle, WA 98108
(206)767-5060

December 02, 2010

Joshua Johnson
Brown & Caldwell
724 Columbia St. NW#420
Olympia, WA 98501

RE: Project: Olympia Soils
Pace Project No.: 255708

Dear Joshua Johnson:
Enclosed are the analytical results for sample(s) received by the laboratory on November 12, 2010. The results relate only to the samples included in this report. Results reported herein conform to the most current NELAC standards, where applicable, unless otherwise narrated in the body of the report.

If you have any questions concerning this report, please feel free to contact me.

Sincerely,

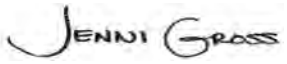

Jennifer Gross

jennifer.gross@pacelabs.com
Project Manager

Enclosures

This report shall not be reproduced, except in full,
without the written consent of Pace Analytical Services, Inc..

Pace Analytical Services, Inc.
940 South Harney
Seattle, WA 98108
(206)767-5060

CERTIFICATIONS

Project: Olympia Soils
Pace Project No.: 255708

Minnesota Certification IDs

1700 Elm Street SE Suite 200, Minneapolis, MN 55414
Alaska Certification #: UST-078
Alaska Certification #MN00064
Arizona Certification #: AZ-0014
Arkansas Certification #: 88-0680
California Certification #: 01155CA
EPA Region 8 Certification #: Pace
Florida/NELAP Certification #: E87605
Georgia Certification #: 959
Idaho Certification #: MN00064
Illinois Certification #: 200011
Iowa Certification #: 368
Kansas Certification #: E-10167
Louisiana Certification #: 03086
Louisiana Certification #: LA080009
Maine Certification #: 2007029
Maryland Certification #: 322
Michigan DEQ Certification #: 9909
Minnesota Certification #: 027-053-137
Mississippi Certification #: Pace
Montana Certification #: MT CERT0092
Nevada Certification #: MN_00064
Nebraska Certification #: Pace
New Jersey Certification #: MN-002
New Mexico Certification #: Pace
New York Certification #: 11647
North Carolina Certification #: 530
North Dakota Certification #: R-036
North Dakota Certification #: R-036A
Ohio VAP Certification #: CL101
Oklahoma Certification #: D9921
Oklahoma Certification #: 9507
Oregon Certification #: MN200001
Pennsylvania Certification #: 68-00563
Puerto Rico Certification
Tennessee Certification #: 02818
Texas Certification #: T104704192
Washington Certification #: C754
Wisconsin Certification #: 999407970

Washington Certification IDs

940 South Harney Street, Seattle, WA 98108
Alaska CS Certification #: UST-025
Alaska Drinking Water VOC Certification #: WA01230
Alaska Drinking Water Micro Certification #: WA01230
California Certification #: 01153CA
Florida/NELAP Certification #: E87617
Oregon Certification #: WA200007
Washington Certification #: C1229

This report shall not be reproduced, except in full,
without the written consent of Pace Analytical Services, Inc..

Pace Analytical Services, Inc.
940 South Harney
Seattle, WA 98108
(206)767-5060

SAMPLE ANALYTE COUNT

Project: Olympia Soils
Pace Project No.: 255708

Lab ID	Sample ID	Method	Analysts	Analytes Reported	Laboratory
255708001	**SPL-12-1**	NWTPH-Dx	ERB	4	PASI-S
		NWTPH-Gx	AY1	3	PASI-S
		EPA 6020	RJS	4	PASI-M
		% Moisture	JDL	1	PASI-M
		EPA 8270 by SIM	DMT	20	PASI-S
		EPA 8260	LPM	8	PASI-S
		ASTM D2974-87	KJ1	1	PASI-S
255708002	**SPL-12-2**	NWTPH-Dx	ERB	4	PASI-S
		NWTPH-Gx	AY1	3	PASI-S
		EPA 6020	RJS	4	PASI-M
		% Moisture	JDL	1	PASI-M
		EPA 8270 by SIM	DMT	20	PASI-S
		EPA 8260	ATH	8	PASI-S
		ASTM D2974-87	KJ1	1	PASI-S
255708003	**SPL-12-3**	NWTPH-Dx	ERB	4	PASI-S
		NWTPH-Gx	AY1	3	PASI-S
		EPA 6020	RJS	4	PASI-M
		% Moisture	JDL	1	PASI-M
		EPA 8270 by SIM	DMT	20	PASI-S
		EPA 8260	LPM	8	PASI-S
		ASTM D2974-87	KJ1	1	PASI-S
255708004	**SPL-12-4**	NWTPH-Dx	ERB	4	PASI-S
		NWTPH-Gx	AY1	3	PASI-S
		EPA 6020	RJS	4	PASI-M
		% Moisture	JDL	1	PASI-M
		EPA 8270 by SIM	DMT	20	PASI-S
		EPA 8260	LPM	8	PASI-S
		ASTM D2974-87	KJ1	1	PASI-S
255708005	**SPL-12-5**	NWTPH-Dx	ERB	4	PASI-S
		NWTPH-Gx	AY1	3	PASI-S
		EPA 6020	RJS	4	PASI-M
		% Moisture	JDL	1	PASI-M
		EPA 8270 by SIM	DMT	20	PASI-S
		EPA 8260	LPM	8	PASI-S
		ASTM D2974-87	KJ1	1	PASI-S
255708006	**SPL-12-6**	NWTPH-Dx	ERB	4	PASI-S
		NWTPH-Gx	AY1	3	PASI-S

This report shall not be reproduced, except in full,
without the written consent of Pace Analytical Services, Inc..

Pace Analytical Services, Inc.
940 South Harney
Seattle, WA 98108
(206)767-5060

SAMPLE ANALYTE COUNT

Project: Olympia Soils
Pace Project No.: 255708

Lab ID	Sample ID	Method	Analysts	Analytes Reported	Laboratory
		EPA 6020	RJS	4	PASI-M
		% Moisture	JDL	1	PASI-M
		EPA 8270 by SIM	DMT	20	PASI-S
		EPA 8260	LPM	8	PASI-S
		ASTM D2974-87	KJ1	1	PASI-S
255708007	**SPL-12-7**	NWTPH-Dx	ERB	4	PASI-S
		NWTPH-Gx	AY1	3	PASI-S
		EPA 6020	RJS	4	PASI-M
		% Moisture	JDL	1	PASI-M
		EPA 8270 by SIM	DMT	20	PASI-S
		EPA 8260	LPM	8	PASI-S
		ASTM D2974-87	KJ1	1	PASI-S

This report shall not be reproduced, except in full,
without the written consent of Pace Analytical Services, Inc..

Pace Analytical Services, Inc.
940 South Harney
Seattle, WA 98108
(206)767-5060

ANALYTICAL RESULTS

Project: Olympia Soils
Pace Project No.: 255708

Sample: SPL-12-1 **Lab ID: 255708001** Collected: 11/10/10 15:20 Received: 11/12/10 09:03 Matrix: Solid

Results reported on a "dry-weight" basis

Parameters	Results	Units	Report Limit	DF	Prepared	Analyzed	CAS No.	Qual
NWTPH-Dx GCS SG	Analytical Method: NWTPH-Dx Preparation Method: EPA 3546							
Diesel Range SG	ND	mg/kg	21.3	1	11/19/10 16:35	11/23/10 01:52		
Motor Oil Range SG	ND	mg/kg	85.4	1	11/19/10 16:35	11/23/10 01:52	64742-65-0	
n-Octacosane (S) SG	115	%	50-150	1	11/19/10 16:35	11/23/10 01:52	630-02-4	
o-Terphenyl (S) SG	109	%	50-150	1	11/19/10 16:35	11/23/10 01:52	84-15-1	
NWTPH-Gx GCV	Analytical Method: NWTPH-Gx Preparation Method: NWTPH-Gx							
Gasoline Range Organics	ND	mg/kg	5.7	1	11/16/10 17:00	11/17/10 06:35		
a,a,a-Trifluorotoluene (S)	96	%	50-150	1	11/16/10 17:00	11/17/10 06:35	98-08-8	
4-Bromofluorobenzene (S)	84	%	50-150	1	11/16/10 17:00	11/17/10 06:35	460-00-4	
6020 MET ICPMS	Analytical Method: EPA 6020							
Arsenic	**3.9**	mg/kg	0.95	40	11/17/10 16:56	11/24/10 17:45	7440-38-2	M6
Copper	**12.3**	mg/kg	0.95	40	11/17/10 16:56	11/24/10 17:45	7440-50-8	M6
Lead	**2.6**	mg/kg	0.95	40	11/17/10 16:56	11/24/10 17:45	7439-92-1	M6
Nickel	**23.6**	mg/kg	0.95	40	11/17/10 16:56	11/24/10 17:45	7440-02-0	M6
Dry Weight	Analytical Method: % Moisture							
Percent Moisture	**9.2**	%	0.10	1		11/16/10 00:00		
8270 MSSV PAH by SIM	Analytical Method: EPA 8270 by SIM Preparation Method: EPA 3546							
Acenaphthene	ND	ug/kg	7.4	1	11/15/10 14:30	11/17/10 19:09	83-32-9	
Acenaphthylene	ND	ug/kg	7.4	1	11/15/10 14:30	11/17/10 19:09	208-96-8	
Anthracene	ND	ug/kg	7.4	1	11/15/10 14:30	11/17/10 19:09	120-12-7	
Benzo(a)anthracene	ND	ug/kg	7.4	1	11/15/10 14:30	11/17/10 19:09	56-55-3	
Benzo(a)pyrene	ND	ug/kg	7.4	1	11/15/10 14:30	11/17/10 19:09	50-32-8	
Benzo(b)fluoranthene	ND	ug/kg	7.4	1	11/15/10 14:30	11/17/10 19:09	205-99-2	
Benzo(g,h,i)perylene	ND	ug/kg	7.4	1	11/15/10 14:30	11/17/10 19:09	191-24-2	
Benzo(k)fluoranthene	ND	ug/kg	7.4	1	11/15/10 14:30	11/17/10 19:09	207-08-9	
Chrysene	ND	ug/kg	7.4	1	11/15/10 14:30	11/17/10 19:09	218-01-9	
Dibenz(a,h)anthracene	ND	ug/kg	7.4	1	11/15/10 14:30	11/17/10 19:09	53-70-3	
Fluoranthene	ND	ug/kg	7.4	1	11/15/10 14:30	11/17/10 19:09	206-44-0	
Fluorene	ND	ug/kg	7.4	1	11/15/10 14:30	11/17/10 19:09	86-73-7	
Indeno(1,2,3-cd)pyrene	ND	ug/kg	7.4	1	11/15/10 14:30	11/17/10 19:09	193-39-5	
1-Methylnaphthalene	**76.1**	ug/kg	7.4	1	11/15/10 14:30	11/17/10 19:09	90-12-0	
2-Methylnaphthalene	**222**	ug/kg	7.4	1	11/15/10 14:30	11/17/10 19:09	91-57-6	
Naphthalene	**80.2**	ug/kg	7.4	1	11/15/10 14:30	11/17/10 19:09	91-20-3	
Phenanthrene	ND	ug/kg	7.4	1	11/15/10 14:30	11/17/10 19:09	85-01-8	
Pyrene	**7.8**	ug/kg	7.4	1	11/15/10 14:30	11/17/10 19:09	129-00-0	
2-Fluorobiphenyl (S)	67	%	31-131	1	11/15/10 14:30	11/17/10 19:09	321-60-8	
Terphenyl-d14 (S)	69	%	30-133	1	11/15/10 14:30	11/17/10 19:09	1718-51-0	
8260/5035A Volatile Organics	Analytical Method: EPA 8260							
Benzene	ND	ug/kg	2.9	1		11/13/10 18:53	71-43-2	
Ethylbenzene	ND	ug/kg	2.9	1		11/13/10 18:53	100-41-4	
Toluene	ND	ug/kg	2.9	1		11/13/10 18:53	108-88-3	

This report shall not be reproduced, except in full,
without the written consent of Pace Analytical Services, Inc..

Pace Analytical Services, Inc.
940 South Harney
Seattle, WA 98108
(206)767-5060

ANALYTICAL RESULTS

Project: Olympia Soils
Pace Project No.: 255708

Sample: SPL-12-1 **Lab ID: 255708001** Collected: 11/10/10 15:20 Received: 11/12/10 09:03 Matrix: Solid

Results reported on a "dry-weight" basis

Parameters	Results	Units	Report Limit	DF	Prepared	Analyzed	CAS No.	Qual
8260/5035A Volatile Organics	Analytical Method: EPA 8260							
Xylene (Total)	ND	ug/kg	8.8	1		11/13/10 18:53	1330-20-7	
Dibromofluoromethane (S)	93	%	80-136	1		11/13/10 18:53	1868-53-7	
Toluene-d8 (S)	111	%	80-120	1		11/13/10 18:53	2037-26-5	
4-Bromofluorobenzene (S)	117	%	72-122	1		11/13/10 18:53	460-00-4	
1,2-Dichloroethane-d4 (S)	98	%	80-143	1		11/13/10 18:53	17060-07-0	
Percent Moisture	Analytical Method: ASTM D2974-87							
Percent Moisture	**9.8**	%	0.10	1		11/15/10 14:09		

Sample: SPL-12-2 **Lab ID: 255708002** Collected: 11/10/10 15:40 Received: 11/12/10 09:03 Matrix: Solid

Results reported on a "dry-weight" basis

Parameters	Results	Units	Report Limit	DF	Prepared	Analyzed	CAS No.	Qual
NWTPH-Dx GCS SG	Analytical Method: NWTPH-Dx Preparation Method: EPA 3546							
Diesel Range SG	ND	mg/kg	21.2	1	11/19/10 16:35	11/23/10 02:08		
Motor Oil Range SG	ND	mg/kg	85.0	1	11/19/10 16:35	11/23/10 02:08	64742-65-0	
n-Octacosane (S) SG	118	%	50-150	1	11/19/10 16:35	11/23/10 02:08	630-02-4	
o-Terphenyl (S) SG	111	%	50-150	1	11/19/10 16:35	11/23/10 02:08	84-15-1	
NWTPH-Gx GCV	Analytical Method: NWTPH-Gx Preparation Method: NWTPH-Gx							
Gasoline Range Organics	ND	mg/kg	5.5	1	11/16/10 17:00	11/17/10 06:58		
a,a,a-Trifluorotoluene (S)	108	%	50-150	1	11/16/10 17:00	11/17/10 06:58	98-08-8	
4-Bromofluorobenzene (S)	96	%	50-150	1	11/16/10 17:00	11/17/10 06:58	460-00-4	
6020 MET ICPMS	Analytical Method: EPA 6020							
Arsenic	**7.0**	mg/kg	2.5	100	11/17/10 16:56	11/24/10 18:03	7440-38-2	
Copper	**14.2**	mg/kg	2.5	100	11/17/10 16:56	11/24/10 18:03	7440-50-8	
Lead	**3.8**	mg/kg	2.5	100	11/17/10 16:56	11/24/10 18:03	7439-92-1	
Nickel	**24.7**	mg/kg	2.5	100	11/17/10 16:56	11/24/10 18:03	7440-02-0	
Dry Weight	Analytical Method: % Moisture							
Percent Moisture	**6.5**	%	0.10	1		11/16/10 00:00		
8270 MSSV PAH by SIM	Analytical Method: EPA 8270 by SIM Preparation Method: EPA 3546							
Acenaphthene	ND	ug/kg	7.1	1	11/15/10 14:30	11/17/10 19:28	83-32-9	
Acenaphthylene	ND	ug/kg	7.1	1	11/15/10 14:30	11/17/10 19:28	208-96-8	
Anthracene	ND	ug/kg	7.1	1	11/15/10 14:30	11/17/10 19:28	120-12-7	
Benzo(a)anthracene	**16.1**	ug/kg	7.1	1	11/15/10 14:30	11/17/10 19:28	56-55-3	
Benzo(a)pyrene	**18.5**	ug/kg	7.1	1	11/15/10 14:30	11/17/10 19:28	50-32-8	
Benzo(b)fluoranthene	**13.7**	ug/kg	7.1	1	11/15/10 14:30	11/17/10 19:28	205-99-2	
Benzo(g,h,i)perylene	**11.2**	ug/kg	7.1	1	11/15/10 14:30	11/17/10 19:28	191-24-2	
Benzo(k)fluoranthene	**11.5**	ug/kg	7.1	1	11/15/10 14:30	11/17/10 19:28	207-08-9	
Chrysene	**18.3**	ug/kg	7.1	1	11/15/10 14:30	11/17/10 19:28	218-01-9	

This report shall not be reproduced, except in full,
without the written consent of Pace Analytical Services, Inc..

Pace Analytical Services, Inc.
940 South Harney
Seattle, WA 98108
(206)767-5060

ANALYTICAL RESULTS

Project: Olympia Soils
Pace Project No.: 255708

Sample: SPL-12-2 **Lab ID: 255708002** Collected: 11/10/10 15:40 Received: 11/12/10 09:03 Matrix: Solid

Results reported on a "dry-weight" basis

Parameters	Results	Units	Report Limit	DF	Prepared	Analyzed	CAS No.	Qual
8270 MSSV PAH by SIM	Analytical Method: EPA 8270 by SIM Preparation Method: EPA 3546							
Dibenz(a,h)anthracene	ND	ug/kg	7.1	1	11/15/10 14:30	11/17/10 19:28	53-70-3	
Fluoranthene	**28.0**	ug/kg	7.1	1	11/15/10 14:30	11/17/10 19:28	206-44-0	
Fluorene	ND	ug/kg	7.1	1	11/15/10 14:30	11/17/10 19:28	86-73-7	
Indeno(1,2,3-cd)pyrene	**9.0**	ug/kg	7.1	1	11/15/10 14:30	11/17/10 19:28	193-39-5	
1-Methylnaphthalene	ND	ug/kg	7.1	1	11/15/10 14:30	11/17/10 19:28	90-12-0	
2-Methylnaphthalene	**9.1**	ug/kg	7.1	1	11/15/10 14:30	11/17/10 19:28	91-57-6	
Naphthalene	**8.5**	ug/kg	7.1	1	11/15/10 14:30	11/17/10 19:28	91-20-3	
Phenanthrene	**18.0**	ug/kg	7.1	1	11/15/10 14:30	11/17/10 19:28	85-01-8	
Pyrene	**40.9**	ug/kg	7.1	1	11/15/10 14:30	11/17/10 19:28	129-00-0	
2-Fluorobiphenyl (S)	74	%	31-131	1	11/15/10 14:30	11/17/10 19:28	321-60-8	
Terphenyl-d14 (S)	84	%	30-133	1	11/15/10 14:30	11/17/10 19:28	1718-51-0	
8260 MSV 5035A Med Level VOA	Analytical Method: EPA 8260 Preparation Method: EPA 5035A/5030B							
Benzene	ND	ug/kg	32.0	1	11/24/10 14:30	11/24/10 16:54	71-43-2	
Ethylbenzene	ND	ug/kg	64.0	1	11/24/10 14:30	11/24/10 16:54	100-41-4	
Toluene	ND	ug/kg	64.0	1	11/24/10 14:30	11/24/10 16:54	108-88-3	
Xylene (Total)	ND	ug/kg	192	1	11/24/10 14:30	11/24/10 16:54	1330-20-7	
Dibromofluoromethane (S)	90	%	81-114	1	11/24/10 14:30	11/24/10 16:54	1868-53-7	
Toluene-d8 (S)	92	%	84-121	1	11/24/10 14:30	11/24/10 16:54	2037-26-5	
4-Bromofluorobenzene (S)	94	%	78-127	1	11/24/10 14:30	11/24/10 16:54	460-00-4	
1,2-Dichloroethane-d4 (S)	90	%	76-115	1	11/24/10 14:30	11/24/10 16:54	17060-07-0	
Percent Moisture	Analytical Method: ASTM D2974-87							
Percent Moisture	**7.3**	%	0.10	1		11/15/10 14:10		

Sample: SPL-12-3 **Lab ID: 255708003** Collected: 11/10/10 16:00 Received: 11/12/10 09:03 Matrix: Solid

Results reported on a "dry-weight" basis

Parameters	Results	Units	Report Limit	DF	Prepared	Analyzed	CAS No.	Qual
NWTPH-Dx GCS SG	Analytical Method: NWTPH-Dx Preparation Method: EPA 3546							
Diesel Range SG	ND	mg/kg	19.8	1	11/19/10 16:35	11/23/10 02:25		
Motor Oil Range SG	ND	mg/kg	79.0	1	11/19/10 16:35	11/23/10 02:25	64742-65-0	
n-Octacosane (S) SG	119	%	50-150	1	11/19/10 16:35	11/23/10 02:25	630-02-4	
o-Terphenyl (S) SG	109	%	50-150	1	11/19/10 16:35	11/23/10 02:25	84-15-1	
NWTPH-Gx GCV	Analytical Method: NWTPH-Gx Preparation Method: NWTPH-Gx							
Gasoline Range Organics	ND	mg/kg	5.1	1	11/16/10 17:00	11/17/10 07:22		
a,a,a-Trifluorotoluene (S)	96	%	50-150	1	11/16/10 17:00	11/17/10 07:22	98-08-8	
4-Bromofluorobenzene (S)	75	%	50-150	1	11/16/10 17:00	11/17/10 07:22	460-00-4	
6020 MET ICPMS	Analytical Method: EPA 6020							
Arsenic	**4.6**	mg/kg	2.0	100	11/17/10 16:56	11/24/10 18:07	7440-38-2	
Copper	**19.4**	mg/kg	2.0	100	11/17/10 16:56	11/24/10 18:07	7440-50-8	

This report shall not be reproduced, except in full,
without the written consent of Pace Analytical Services, Inc..

Pace Analytical Services, Inc.
940 South Harney
Seattle, WA 98108
(206)767-5060

ANALYTICAL RESULTS

Project: Olympia Soils
Pace Project No.: 255708

Sample: SPL-12-3 **Lab ID: 255708003** Collected: 11/10/10 16:00 Received: 11/12/10 09:03 Matrix: Solid

Results reported on a "dry-weight" basis

Parameters	Results	Units	Report Limit	DF	Prepared	Analyzed	CAS No.	Qual
6020 MET ICPMS	Analytical Method: EPA 6020							
Lead	**5.9**	mg/kg	2.0	100	11/17/10 16:56	11/24/10 18:07	7439-92-1	
Nickel	**27.5**	mg/kg	2.0	100	11/17/10 16:56	11/24/10 18:07	7440-02-0	
Dry Weight	Analytical Method: % Moisture							
Percent Moisture	**22.0**	%	0.10	1		11/16/10 00:00		
8270 MSSV PAH by SIM	Analytical Method: EPA 8270 by SIM Preparation Method: EPA 3546							
Acenaphthene	**166**	ug/kg	7.1	1	11/15/10 14:30	11/17/10 19:46	83-32-9	
Acenaphthylene	**14.5**	ug/kg	7.1	1	11/15/10 14:30	11/17/10 19:46	208-96-8	
Anthracene	**69.9**	ug/kg	7.1	1	11/15/10 14:30	11/17/10 19:46	120-12-7	
Benzo(a)anthracene	**42.2**	ug/kg	7.1	1	11/15/10 14:30	11/17/10 19:46	56-55-3	
Benzo(a)pyrene	**35.4**	ug/kg	7.1	1	11/15/10 14:30	11/17/10 19:46	50-32-8	
Benzo(b)fluoranthene	**24.6**	ug/kg	7.1	1	11/15/10 14:30	11/17/10 19:46	205-99-2	
Benzo(g,h,i)perylene	**20.3**	ug/kg	7.1	1	11/15/10 14:30	11/17/10 19:46	191-24-2	
Benzo(k)fluoranthene	**25.4**	ug/kg	7.1	1	11/15/10 14:30	11/17/10 19:46	207-08-9	
Chrysene	**52.8**	ug/kg	7.1	1	11/15/10 14:30	11/17/10 19:46	218-01-9	
Dibenz(a,h)anthracene	**7.8**	ug/kg	7.1	1	11/15/10 14:30	11/17/10 19:46	53-70-3	
Fluoranthene	**181**	ug/kg	7.1	1	11/15/10 14:30	11/17/10 19:46	206-44-0	
Fluorene	**143**	ug/kg	7.1	1	11/15/10 14:30	11/17/10 19:46	86-73-7	
Indeno(1,2,3-cd)pyrene	**16.5**	ug/kg	7.1	1	11/15/10 14:30	11/17/10 19:46	193-39-5	
1-Methylnaphthalene	**102**	ug/kg	7.1	1	11/15/10 14:30	11/17/10 19:46	90-12-0	
2-Methylnaphthalene	**184**	ug/kg	7.1	1	11/15/10 14:30	11/17/10 19:46	91-57-6	
Naphthalene	**310**	ug/kg	7.1	1	11/15/10 14:30	11/17/10 19:46	91-20-3	
Phenanthrene	**466**	ug/kg	7.1	1	11/15/10 14:30	11/17/10 19:46	85-01-8	
Pyrene	**186**	ug/kg	7.1	1	11/15/10 14:30	11/17/10 19:46	129-00-0	
2-Fluorobiphenyl (S)	69	%	31-131	1	11/15/10 14:30	11/17/10 19:46	321-60-8	
Terphenyl-d14 (S)	80	%	30-133	1	11/15/10 14:30	11/17/10 19:46	1718-51-0	
8260/5035A Volatile Organics	Analytical Method: EPA 8260							
Benzene	ND	ug/kg	2.9	1		11/13/10 19:31	71-43-2	
Ethylbenzene	ND	ug/kg	2.9	1		11/13/10 19:31	100-41-4	
Toluene	ND	ug/kg	2.9	1		11/13/10 19:31	108-88-3	
Xylene (Total)	ND	ug/kg	8.7	1		11/13/10 19:31	1330-20-7	
Dibromofluoromethane (S)	89	%	80-136	1		11/13/10 19:31	1868-53-7	
Toluene-d8 (S)	115	%	80-120	1		11/13/10 19:31	2037-26-5	
4-Bromofluorobenzene (S)	125	%	72-122	1		11/13/10 19:31	460-00-4	S3
1,2-Dichloroethane-d4 (S)	95	%	80-143	1		11/13/10 19:31	17060-07-0	
Percent Moisture	Analytical Method: ASTM D2974-87							
Percent Moisture	**6.8**	%	0.10	1		11/15/10 14:11		

This report shall not be reproduced, except in full,
without the written consent of Pace Analytical Services, Inc..

Pace Analytical Services, Inc.
940 South Harney
Seattle, WA 98108
(206)767-5060

ANALYTICAL RESULTS

Project: Olympia Soils
Pace Project No.: 255708

Sample: SPL-12-4 **Lab ID: 255708004** Collected: 11/10/10 16:15 Received: 11/12/10 09:03 Matrix: Solid

Results reported on a "dry-weight" basis

Parameters	Results	Units	Report Limit	DF	Prepared	Analyzed	CAS No.	Qual
NWTPH-Dx GCS SG	Analytical Method: NWTPH-Dx Preparation Method: EPA 3546							
Diesel Range SG	ND	mg/kg	21.1	1	11/19/10 16:35	11/23/10 02:41		
Motor Oil Range SG	**205**	mg/kg	84.5	1	11/19/10 16:35	11/23/10 02:41	64742-65-0	
n-Octacosane (S) SG	125	%	50-150	1	11/19/10 16:35	11/23/10 02:41	630-02-4	
o-Terphenyl (S) SG	115	%	50-150	1	11/19/10 16:35	11/23/10 02:41	84-15-1	
NWTPH-Gx GCV	Analytical Method: NWTPH-Gx Preparation Method: NWTPH-Gx							
Gasoline Range Organics	ND	mg/kg	5.0	1	11/16/10 17:00	11/17/10 08:33		
a,a,a-Trifluorotoluene (S)	105	%	50-150	1	11/16/10 17:00	11/17/10 08:33	98-08-8	
4-Bromofluorobenzene (S)	92	%	50-150	1	11/16/10 17:00	11/17/10 08:33	460-00-4	
6020 MET ICPMS	Analytical Method: EPA 6020							
Arsenic	**6.8**	mg/kg	2.2	100	11/17/10 16:56	11/24/10 18:12	7440-38-2	
Copper	**33.1**	mg/kg	2.2	100	11/17/10 16:56	11/24/10 18:12	7440-50-8	
Lead	**17.3**	mg/kg	2.2	100	11/17/10 16:56	11/24/10 18:12	7439-92-1	
Nickel	**38.7**	mg/kg	2.2	100	11/17/10 16:56	11/24/10 18:12	7440-02-0	
Dry Weight	Analytical Method: % Moisture							
Percent Moisture	**16.7**	%	0.10	1		11/16/10 00:00		
8270 MSSV PAH by SIM	Analytical Method: EPA 8270 by SIM Preparation Method: EPA 3546							
Acenaphthene	ND	ug/kg	7.2	1	11/19/10 15:15	11/23/10 03:15	83-32-9	
Acenaphthylene	**7.2**	ug/kg	7.2	1	11/19/10 15:15	11/23/10 03:15	208-96-8	
Anthracene	**8.5**	ug/kg	7.2	1	11/19/10 15:15	11/23/10 03:15	120-12-7	
Benzo(a)anthracene	**15.4**	ug/kg	7.2	1	11/19/10 15:15	11/23/10 03:15	56-55-3	
Benzo(a)pyrene	**26.3**	ug/kg	7.2	1	11/19/10 15:15	11/23/10 03:15	50-32-8	
Benzo(b)fluoranthene	**22.8**	ug/kg	7.2	1	11/19/10 15:15	11/23/10 03:15	205-99-2	
Benzo(g,h,i)perylene	**24.1**	ug/kg	7.2	1	11/19/10 15:15	11/23/10 03:15	191-24-2	
Benzo(k)fluoranthene	**18.0**	ug/kg	7.2	1	11/19/10 15:15	11/23/10 03:15	207-08-9	
Chrysene	**36.8**	ug/kg	7.2	1	11/19/10 15:15	11/23/10 03:15	218-01-9	
Dibenz(a,h)anthracene	**9.1**	ug/kg	7.2	1	11/19/10 15:15	11/23/10 03:15	53-70-3	
Fluoranthene	**19.4**	ug/kg	7.2	1	11/19/10 15:15	11/23/10 03:15	206-44-0	
Fluorene	ND	ug/kg	7.2	1	11/19/10 15:15	11/23/10 03:15	86-73-7	
Indeno(1,2,3-cd)pyrene	**13.5**	ug/kg	7.2	1	11/19/10 15:15	11/23/10 03:15	193-39-5	
1-Methylnaphthalene	ND	ug/kg	7.2	1	11/19/10 15:15	11/23/10 03:15	90-12-0	
2-Methylnaphthalene	ND	ug/kg	7.2	1	11/19/10 15:15	11/23/10 03:15	91-57-6	
Naphthalene	**7.7**	ug/kg	7.2	1	11/19/10 15:15	11/23/10 03:15	91-20-3	
Phenanthrene	**11.8**	ug/kg	7.2	1	11/19/10 15:15	11/23/10 03:15	85-01-8	
Pyrene	**39.9**	ug/kg	7.2	1	11/19/10 15:15	11/23/10 03:15	129-00-0	
2-Fluorobiphenyl (S)	60	%	31-131	1	11/19/10 15:15	11/23/10 03:15	321-60-8	
Terphenyl-d14 (S)	58	%	30-133	1	11/19/10 15:15	11/23/10 03:15	1718-51-0	
8260/5035A Volatile Organics	Analytical Method: EPA 8260							
Benzene	ND	ug/kg	2.7	1		11/13/10 19:50	71-43-2	
Ethylbenzene	ND	ug/kg	2.7	1		11/13/10 19:50	100-41-4	
Toluene	ND	ug/kg	2.7	1		11/13/10 19:50	108-88-3	

This report shall not be reproduced, except in full,
without the written consent of Pace Analytical Services, Inc..

Pace Analytical Services, Inc.
940 South Harney
Seattle, WA 98108
(206)767-5060

ANALYTICAL RESULTS

Project: Olympia Soils
Pace Project No.: 255708

Sample: SPL-12-4 **Lab ID: 255708004** Collected: 11/10/10 16:15 Received: 11/12/10 09:03 Matrix: Solid

Results reported on a "dry-weight" basis

Parameters	Results	Units	Report Limit	DF	Prepared	Analyzed	CAS No.	Qual
8260/5035A Volatile Organics	Analytical Method: EPA 8260							
Xylene (Total)	ND	ug/kg	8.1	1		11/13/10 19:50	1330-20-7	
Dibromofluoromethane (S)	95	%	80-136	1		11/13/10 19:50	1868-53-7	
Toluene-d8 (S)	110	%	80-120	1		11/13/10 19:50	2037-26-5	
4-Bromofluorobenzene (S)	115	%	72-122	1		11/13/10 19:50	460-00-4	
1,2-Dichloroethane-d4 (S)	103	%	80-143	1		11/13/10 19:50	17060-07-0	
Percent Moisture	Analytical Method: ASTM D2974-87							
Percent Moisture	**7.6**	%	0.10	1		11/15/10 14:11		

Sample: SPL-12-5 **Lab ID: 255708005** Collected: 11/11/10 08:15 Received: 11/12/10 09:03 Matrix: Solid

Results reported on a "dry-weight" basis

Parameters	Results	Units	Report Limit	DF	Prepared	Analyzed	CAS No.	Qual
NWTPH-Dx GCS SG	Analytical Method: NWTPH-Dx Preparation Method: EPA 3546							
Diesel Range SG	ND	mg/kg	21.4	1	11/19/10 16:35	11/23/10 02:57		
Motor Oil Range SG	ND	mg/kg	85.4	1	11/19/10 16:35	11/23/10 02:57	64742-65-0	
n-Octacosane (S) SG	125	%	50-150	1	11/19/10 16:35	11/23/10 02:57	630-02-4	
o-Terphenyl (S) SG	114	%	50-150	1	11/19/10 16:35	11/23/10 02:57	84-15-1	
NWTPH-Gx GCV	Analytical Method: NWTPH-Gx Preparation Method: NWTPH-Gx							
Gasoline Range Organics	ND	mg/kg	6.1	1	11/16/10 17:00	11/17/10 08:56		
a,a,a-Trifluorotoluene (S)	119	%	50-150	1	11/16/10 17:00	11/17/10 08:56	98-08-8	
4-Bromofluorobenzene (S)	106	%	50-150	1	11/16/10 17:00	11/17/10 08:56	460-00-4	
6020 MET ICPMS	Analytical Method: EPA 6020							
Arsenic	**5.6**	mg/kg	2.3	100	11/17/10 16:56	11/24/10 18:17	7440-38-2	
Copper	**21.1**	mg/kg	2.3	100	11/17/10 16:56	11/24/10 18:17	7440-50-8	
Lead	**5.3**	mg/kg	2.3	100	11/17/10 16:56	11/24/10 18:17	7439-92-1	
Nickel	**44.0**	mg/kg	2.3	100	11/17/10 16:56	11/24/10 18:17	7440-02-0	
Dry Weight	Analytical Method: % Moisture							
Percent Moisture	**21.7**	%	0.10	1		11/16/10 00:00		
8270 MSSV PAH by SIM	Analytical Method: EPA 8270 by SIM Preparation Method: EPA 3546							
Acenaphthene	ND	ug/kg	7.1	1	11/19/10 15:15	11/23/10 02:10	83-32-9	
Acenaphthylene	ND	ug/kg	7.1	1	11/19/10 15:15	11/23/10 02:10	208-96-8	
Anthracene	ND	ug/kg	7.1	1	11/19/10 15:15	11/23/10 02:10	120-12-7	
Benzo(a)anthracene	**7.4**	ug/kg	7.1	1	11/19/10 15:15	11/23/10 02:10	56-55-3	
Benzo(a)pyrene	**8.2**	ug/kg	7.1	1	11/19/10 15:15	11/23/10 02:10	50-32-8	
Benzo(b)fluoranthene	ND	ug/kg	7.1	1	11/19/10 15:15	11/23/10 02:10	205-99-2	
Benzo(g,h,i)perylene	ND	ug/kg	7.1	1	11/19/10 15:15	11/23/10 02:10	191-24-2	
Benzo(k)fluoranthene	ND	ug/kg	7.1	1	11/19/10 15:15	11/23/10 02:10	207-08-9	
Chrysene	**8.9**	ug/kg	7.1	1	11/19/10 15:15	11/23/10 02:10	218-01-9	

This report shall not be reproduced, except in full,
without the written consent of Pace Analytical Services, Inc..

Pace Analytical Services, Inc.
940 South Harney
Seattle, WA 98108
(206)767-5060

ANALYTICAL RESULTS

Project: Olympia Soils
Pace Project No.: 255708

Sample: SPL-12-5 **Lab ID: 255708005** Collected: 11/11/10 08:15 Received: 11/12/10 09:03 Matrix: Solid

Results reported on a "dry-weight" basis

Parameters	Results	Units	Report Limit	DF	Prepared	Analyzed	CAS No.	Qual
8270 MSSV PAH by SIM	Analytical Method: EPA 8270 by SIM Preparation Method: EPA 3546							
Dibenz(a,h)anthracene	ND	ug/kg	7.1	1	11/19/10 15:15	11/23/10 02:10	53-70-3	
Fluoranthene	**13.9**	ug/kg	7.1	1	11/19/10 15:15	11/23/10 02:10	206-44-0	
Fluorene	ND	ug/kg	7.1	1	11/19/10 15:15	11/23/10 02:10	86-73-7	
Indeno(1,2,3-cd)pyrene	ND	ug/kg	7.1	1	11/19/10 15:15	11/23/10 02:10	193-39-5	
1-Methylnaphthalene	ND	ug/kg	7.1	1	11/19/10 15:15	11/23/10 02:10	90-12-0	
2-Methylnaphthalene	ND	ug/kg	7.1	1	11/19/10 15:15	11/23/10 02:10	91-57-6	
Naphthalene	ND	ug/kg	7.1	1	11/19/10 15:15	11/23/10 02:10	91-20-3	
Phenanthrene	**11.6**	ug/kg	7.1	1	11/19/10 15:15	11/23/10 02:10	85-01-8	
Pyrene	**20.0**	ug/kg	7.1	1	11/19/10 15:15	11/23/10 02:10	129-00-0	
2-Fluorobiphenyl (S)	65	%	31-131	1	11/19/10 15:15	11/23/10 02:10	321-60-8	
Terphenyl-d14 (S)	62	%	30-133	1	11/19/10 15:15	11/23/10 02:10	1718-51-0	
8260/5035A Volatile Organics	Analytical Method: EPA 8260							
Benzene	ND	ug/kg	3.0	1		11/13/10 20:09	71-43-2	
Ethylbenzene	ND	ug/kg	3.0	1		11/13/10 20:09	100-41-4	
Toluene	ND	ug/kg	3.0	1		11/13/10 20:09	108-88-3	
Xylene (Total)	ND	ug/kg	9.0	1		11/13/10 20:09	1330-20-7	
Dibromofluoromethane (S)	91	%	80-136	1		11/13/10 20:09	1868-53-7	
Toluene-d8 (S)	113	%	80-120	1		11/13/10 20:09	2037-26-5	
4-Bromofluorobenzene (S)	113	%	72-122	1		11/13/10 20:09	460-00-4	
1,2-Dichloroethane-d4 (S)	99	%	80-143	1		11/13/10 20:09	17060-07-0	
Percent Moisture	Analytical Method: ASTM D2974-87							
Percent Moisture	**8.8**	%	0.10	1		11/15/10 14:12		

Sample: SPL-12-6 **Lab ID: 255708006** Collected: 11/11/10 08:30 Received: 11/12/10 09:03 Matrix: Solid

Results reported on a "dry-weight" basis

Parameters	Results	Units	Report Limit	DF	Prepared	Analyzed	CAS No.	Qual
NWTPH-Dx GCS SG	Analytical Method: NWTPH-Dx Preparation Method: EPA 3546							
Diesel Range SG	ND	mg/kg	21.3	1	11/19/10 16:35	11/23/10 03:45		
Motor Oil Range SG	ND	mg/kg	85.0	1	11/19/10 16:35	11/23/10 03:45	64742-65-0	
n-Octacosane (S) SG	115	%	50-150	1	11/19/10 16:35	11/23/10 03:45	630-02-4	
o-Terphenyl (S) SG	106	%	50-150	1	11/19/10 16:35	11/23/10 03:45	84-15-1	
NWTPH-Gx GCV	Analytical Method: NWTPH-Gx Preparation Method: NWTPH-Gx							
Gasoline Range Organics	ND	mg/kg	5.8	1	11/16/10 17:00	11/17/10 09:20		
a,a,a-Trifluorotoluene (S)	112	%	50-150	1	11/16/10 17:00	11/17/10 09:20	98-08-8	
4-Bromofluorobenzene (S)	96	%	50-150	1	11/16/10 17:00	11/17/10 09:20	460-00-4	
6020 MET ICPMS	Analytical Method: EPA 6020							
Arsenic	**3.2**	mg/kg	1.3	50	11/17/10 16:56	11/24/10 15:19	7440-38-2	
Copper	**11.6**	mg/kg	1.3	50	11/17/10 16:56	11/24/10 15:19	7440-50-8	

This report shall not be reproduced, except in full,
without the written consent of Pace Analytical Services, Inc..

Pace Analytical Services, Inc.
940 South Harney
Seattle, WA 98108
(206)767-5060

ANALYTICAL RESULTS

Project: Olympia Soils
Pace Project No.: 255708

Sample: SPL-12-6 **Lab ID: 255708006** Collected: 11/11/10 08:30 Received: 11/12/10 09:03 Matrix: Solid

Results reported on a "dry-weight" basis

Parameters	Results	Units	Report Limit	DF	Prepared	Analyzed	CAS No.	Qual
6020 MET ICPMS	Analytical Method: EPA 6020							
Lead	**3.3**	mg/kg	1.3	50	11/17/10 16:56	11/24/10 15:19	7439-92-1	
Nickel	**26.3**	mg/kg	1.3	50	11/17/10 16:56	11/24/10 15:19	7440-02-0	
Dry Weight	Analytical Method: % Moisture							
Percent Moisture	**22.2**	%	0.10	1		11/16/10 00:00		
8270 MSSV PAH by SIM	Analytical Method: EPA 8270 by SIM Preparation Method: EPA 3546							
Acenaphthene	ND	ug/kg	7.3	1	11/19/10 15:15	11/23/10 02:26	83-32-9	
Acenaphthylene	ND	ug/kg	7.3	1	11/19/10 15:15	11/23/10 02:26	208-96-8	
Anthracene	ND	ug/kg	7.3	1	11/19/10 15:15	11/23/10 02:26	120-12-7	
Benzo(a)anthracene	ND	ug/kg	7.3	1	11/19/10 15:15	11/23/10 02:26	56-55-3	
Benzo(a)pyrene	ND	ug/kg	7.3	1	11/19/10 15:15	11/23/10 02:26	50-32-8	
Benzo(b)fluoranthene	ND	ug/kg	7.3	1	11/19/10 15:15	11/23/10 02:26	205-99-2	
Benzo(g,h,i)perylene	ND	ug/kg	7.3	1	11/19/10 15:15	11/23/10 02:26	191-24-2	
Benzo(k)fluoranthene	ND	ug/kg	7.3	1	11/19/10 15:15	11/23/10 02:26	207-08-9	
Chrysene	ND	ug/kg	7.3	1	11/19/10 15:15	11/23/10 02:26	218-01-9	
Dibenz(a,h)anthracene	ND	ug/kg	7.3	1	11/19/10 15:15	11/23/10 02:26	53-70-3	
Fluoranthene	ND	ug/kg	7.3	1	11/19/10 15:15	11/23/10 02:26	206-44-0	
Fluorene	ND	ug/kg	7.3	1	11/19/10 15:15	11/23/10 02:26	86-73-7	
Indeno(1,2,3-cd)pyrene	ND	ug/kg	7.3	1	11/19/10 15:15	11/23/10 02:26	193-39-5	
1-Methylnaphthalene	ND	ug/kg	7.3	1	11/19/10 15:15	11/23/10 02:26	90-12-0	
2-Methylnaphthalene	ND	ug/kg	7.3	1	11/19/10 15:15	11/23/10 02:26	91-57-6	
Naphthalene	ND	ug/kg	7.3	1	11/19/10 15:15	11/23/10 02:26	91-20-3	
Phenanthrene	ND	ug/kg	7.3	1	11/19/10 15:15	11/23/10 02:26	85-01-8	
Pyrene	ND	ug/kg	7.3	1	11/19/10 15:15	11/23/10 02:26	129-00-0	
2-Fluorobiphenyl (S)	69	%	31-131	1	11/19/10 15:15	11/23/10 02:26	321-60-8	
Terphenyl-d14 (S)	69	%	30-133	1	11/19/10 15:15	11/23/10 02:26	1718-51-0	
8260/5035A Volatile Organics	Analytical Method: EPA 8260							
Benzene	ND	ug/kg	3.1	1		11/13/10 20:28	71-43-2	
Ethylbenzene	ND	ug/kg	3.1	1		11/13/10 20:28	100-41-4	
Toluene	ND	ug/kg	3.1	1		11/13/10 20:28	108-88-3	
Xylene (Total)	ND	ug/kg	9.4	1		11/13/10 20:28	1330-20-7	
Dibromofluoromethane (S)	93	%	80-136	1		11/13/10 20:28	1868-53-7	
Toluene-d8 (S)	113	%	80-120	1		11/13/10 20:28	2037-26-5	
4-Bromofluorobenzene (S)	113	%	72-122	1		11/13/10 20:28	460-00-4	
1,2-Dichloroethane-d4 (S)	98	%	80-143	1		11/13/10 20:28	17060-07-0	
Percent Moisture	Analytical Method: ASTM D2974-87							
Percent Moisture	**8.6**	%	0.10	1		11/15/10 14:13		

This report shall not be reproduced, except in full,
without the written consent of Pace Analytical Services, Inc..

Pace Analytical Services, Inc.
940 South Harney
Seattle, WA 98108
(206)767-5060

ANALYTICAL RESULTS

Project: Olympia Soils
Pace Project No.: 255708

Sample: SPL-12-7 **Lab ID: 255708007** Collected: 11/11/10 09:15 Received: 11/12/10 09:03 Matrix: Solid

Results reported on a "dry-weight" basis

Parameters	Results	Units	Report Limit	DF	Prepared	Analyzed	CAS No.	Qual
NWTPH-Dx GCS SG	Analytical Method: NWTPH-Dx Preparation Method: EPA 3546							
Diesel Range SG	ND	mg/kg	22.1	1	11/19/10 16:35	11/23/10 04:01		
Motor Oil Range SG	ND	mg/kg	88.3	1	11/19/10 16:35	11/23/10 04:01	64742-65-0	
n-Octacosane (S) SG	120	%	50-150	1	11/19/10 16:35	11/23/10 04:01	630-02-4	
o-Terphenyl (S) SG	111	%	50-150	1	11/19/10 16:35	11/23/10 04:01	84-15-1	
NWTPH-Gx GCV	Analytical Method: NWTPH-Gx Preparation Method: NWTPH-Gx							
Gasoline Range Organics	ND	mg/kg	6.0	1	11/16/10 17:00	11/17/10 09:43		
a,a,a-Trifluorotoluene (S)	110	%	50-150	1	11/16/10 17:00	11/17/10 09:43	98-08-8	
4-Bromofluorobenzene (S)	98	%	50-150	1	11/16/10 17:00	11/17/10 09:43	460-00-4	
6020 MET ICPMS	Analytical Method: EPA 6020							
Arsenic	**3.4**	mg/kg	1.0	50	11/17/10 16:56	11/24/10 15:24	7440-38-2	
Copper	**12.2**	mg/kg	1.0	50	11/17/10 16:56	11/24/10 15:24	7440-50-8	
Lead	**2.4**	mg/kg	1.0	50	11/17/10 16:56	11/24/10 15:24	7439-92-1	
Nickel	**30.4**	mg/kg	1.0	50	11/17/10 16:56	11/24/10 15:24	7440-02-0	
Dry Weight	Analytical Method: % Moisture							
Percent Moisture	**24.2**	%	0.10	1		11/16/10 00:00		
8270 MSSV PAH by SIM	Analytical Method: EPA 8270 by SIM Preparation Method: EPA 3546							
Acenaphthene	ND	ug/kg	7.4	1	11/19/10 15:15	11/23/10 02:42	83-32-9	
Acenaphthylene	ND	ug/kg	7.4	1	11/19/10 15:15	11/23/10 02:42	208-96-8	
Anthracene	**8.2**	ug/kg	7.4	1	11/19/10 15:15	11/23/10 02:42	120-12-7	
Benzo(a)anthracene	**28.7**	ug/kg	7.4	1	11/19/10 15:15	11/23/10 02:42	56-55-3	
Benzo(a)pyrene	**36.6**	ug/kg	7.4	1	11/19/10 15:15	11/23/10 02:42	50-32-8	
Benzo(b)fluoranthene	**17.1**	ug/kg	7.4	1	11/19/10 15:15	11/23/10 02:42	205-99-2	
Benzo(g,h,i)perylene	**18.5**	ug/kg	7.4	1	11/19/10 15:15	11/23/10 02:42	191-24-2	
Benzo(k)fluoranthene	**25.9**	ug/kg	7.4	1	11/19/10 15:15	11/23/10 02:42	207-08-9	
Chrysene	**32.1**	ug/kg	7.4	1	11/19/10 15:15	11/23/10 02:42	218-01-9	
Dibenz(a,h)anthracene	ND	ug/kg	7.4	1	11/19/10 15:15	11/23/10 02:42	53-70-3	
Fluoranthene	**50.5**	ug/kg	7.4	1	11/19/10 15:15	11/23/10 02:42	206-44-0	
Fluorene	ND	ug/kg	7.4	1	11/19/10 15:15	11/23/10 02:42	86-73-7	
Indeno(1,2,3-cd)pyrene	**15.7**	ug/kg	7.4	1	11/19/10 15:15	11/23/10 02:42	193-39-5	
1-Methylnaphthalene	ND	ug/kg	7.4	1	11/19/10 15:15	11/23/10 02:42	90-12-0	
2-Methylnaphthalene	ND	ug/kg	7.4	1	11/19/10 15:15	11/23/10 02:42	91-57-6	
Naphthalene	ND	ug/kg	7.4	1	11/19/10 15:15	11/23/10 02:42	91-20-3	
Phenanthrene	**26.0**	ug/kg	7.4	1	11/19/10 15:15	11/23/10 02:42	85-01-8	
Pyrene	**75.2**	ug/kg	7.4	1	11/19/10 15:15	11/23/10 02:42	129-00-0	
2-Fluorobiphenyl (S)	69	%	31-131	1	11/19/10 15:15	11/23/10 02:42	321-60-8	
Terphenyl-d14 (S)	68	%	30-133	1	11/19/10 15:15	11/23/10 02:42	1718-51-0	
8260/5035A Volatile Organics	Analytical Method: EPA 8260							
Benzene	ND	ug/kg	3.1	1		11/13/10 20:47	71-43-2	
Ethylbenzene	ND	ug/kg	3.1	1		11/13/10 20:47	100-41-4	
Toluene	ND	ug/kg	3.1	1		11/13/10 20:47	108-88-3	

This report shall not be reproduced, except in full,
without the written consent of Pace Analytical Services, Inc..

Pace Analytical Services, Inc.
940 South Harney
Seattle, WA 98108
(206)767-5060

ANALYTICAL RESULTS

Project: Olympia Soils
Pace Project No.: 255708

Sample: SPL-12-7 **Lab ID: 255708007** Collected: 11/11/10 09:15 Received: 11/12/10 09:03 Matrix: Solid

Results reported on a "dry-weight" basis

Parameters	Results	Units	Report Limit	DF	Prepared	Analyzed	CAS No.	Qual
8260/5035A Volatile Organics	Analytical Method: EPA 8260							
Xylene (Total)	ND	ug/kg	9.2	1		11/13/10 20:47	1330-20-7	
Dibromofluoromethane (S)	88	%	80-136	1		11/13/10 20:47	1868-53-7	
Toluene-d8 (S)	115	%	80-120	1		11/13/10 20:47	2037-26-5	
4-Bromofluorobenzene (S)	115	%	72-122	1		11/13/10 20:47	460-00-4	
1,2-Dichloroethane-d4 (S)	98	%	80-143	1		11/13/10 20:47	17060-07-0	
Percent Moisture	Analytical Method: ASTM D2974-87							
Percent Moisture	**10.8**	%	0.10	1		11/15/10 14:13		

This report shall not be reproduced, except in full,
without the written consent of Pace Analytical Services, Inc..

Pace Analytical Services, Inc.
940 South Harney
Seattle, WA 98108
(206)767-5060

QUALITY CONTROL DATA

Project: Olympia Soils
Pace Project No.: 255708

QC Batch: OEXT/3010 Analysis Method: NWTPH-Dx
QC Batch Method: EPA 3546 Analysis Description: NWTPH-Dx GCS
Associated Lab Samples: 255708001, 255708002, 255708003, 255708004, 255708005, 255708006, 255708007

METHOD BLANK: 50101 Matrix: Solid
Associated Lab Samples: 255708001, 255708002, 255708003, 255708004, 255708005, 255708006, 255708007

Parameter	Units	Blank Result	Reporting Limit	Analyzed	Qualifiers
Diesel Range SG	mg/kg	ND	20.0	11/22/10 23:27	
Motor Oil Range SG	mg/kg	ND	80.0	11/22/10 23:27	
n-Octacosane (S) SG	%	119	50-150	11/22/10 23:27	
o-Terphenyl (S) SG	%	108	50-150	11/22/10 23:27	

LABORATORY CONTROL SAMPLE: 50102

Parameter	Units	Spike Conc.	LCS Result	LCS % Rec	% Rec Limits	Qualifiers
Diesel Range SG	mg/kg	500	436	87	56-124	
Motor Oil Range SG	mg/kg	500	531	106	50-150	
n-Octacosane (S) SG	%			118	50-150	
o-Terphenyl (S) SG	%			117	50-150	

SAMPLE DUPLICATE: 50103

Parameter	Units	255745002 Result	Dup Result	RPD	Qualifiers
Diesel Range SG	mg/kg	ND	6.2J		
Motor Oil Range SG	mg/kg	ND	ND		
n-Octacosane (S) SG	%	90	88	3	
o-Terphenyl (S) SG	%	92	90	2	

SAMPLE DUPLICATE: 50104

Parameter	Units	255708007 Result	Dup Result	RPD	Qualifiers
Diesel Range SG	mg/kg	ND	ND		
Motor Oil Range SG	mg/kg	ND	ND		
n-Octacosane (S) SG	%	120	120	2	
o-Terphenyl (S) SG	%	111	111	3	

This report shall not be reproduced, except in full,
without the written consent of Pace Analytical Services, Inc..

Pace Analytical Services, Inc.
940 South Harney
Seattle, WA 98108
(206)767-5060

QUALITY CONTROL DATA

Project: Olympia Soils
Pace Project No.: 255708

QC Batch: GCV/2028 Analysis Method: NWTPH-Gx
QC Batch Method: NWTPH-Gx Analysis Description: NWTPH-Gx Solid GCV
Associated Lab Samples: 255708001, 255708002, 255708003, 255708004, 255708005, 255708006, 255708007

METHOD BLANK: 49707 Matrix: Solid
Associated Lab Samples: 255708001, 255708002, 255708003, 255708004, 255708005, 255708006, 255708007

Parameter	Units	Blank Result	Reporting Limit	Analyzed	Qualifiers
Gasoline Range Organics	mg/kg	ND	5.0	11/17/10 02:16	
4-Bromofluorobenzene (S)	%	96	50-150	11/17/10 02:16	
a,a,a-Trifluorotoluene (S)	%	104	50-150	11/17/10 02:16	

LABORATORY CONTROL SAMPLE: 49708

Parameter	Units	Spike Conc.	LCS Result	LCS % Rec	% Rec Limits	Qualifiers
Gasoline Range Organics	mg/kg	12.5	13.7	110	54-156	
4-Bromofluorobenzene (S)	%			95	50-150	
a,a,a-Trifluorotoluene (S)	%			99	50-150	

SAMPLE DUPLICATE: 49856

Parameter	Units	255708003 Result	Dup Result	RPD	Qualifiers
Gasoline Range Organics	mg/kg	ND	.92J		
4-Bromofluorobenzene (S)	%	75	86	13	
a,a,a-Trifluorotoluene (S)	%	96	105	9	

SAMPLE DUPLICATE: 49857

Parameter	Units	255708007 Result	Dup Result	RPD	Qualifiers
Gasoline Range Organics	mg/kg	ND	.84J		
4-Bromofluorobenzene (S)	%	98	97	1	
a,a,a-Trifluorotoluene (S)	%	110	107	3	

This report shall not be reproduced, except in full,
without the written consent of Pace Analytical Services, Inc..

Pace Analytical Services, Inc.
940 South Harney
Seattle, WA 98108
(206)767-5060

QUALITY CONTROL DATA

Project: Olympia Soils
Pace Project No.: 255708

QC Batch: ICPM/23533 Analysis Method: EPA 6020
QC Batch Method: EPA 6020 Analysis Description: 6020 MET
Associated Lab Samples: 255708001, 255708002, 255708003, 255708004, 255708005, 255708006, 255708007

METHOD BLANK: 892711 Matrix: Solid
Associated Lab Samples: 255708001, 255708002, 255708003, 255708004, 255708005, 255708006, 255708007

Parameter	Units	Blank Result	Reporting Limit	Analyzed	Qualifiers
Arsenic	mg/kg	ND	0.45	11/24/10 17:36	
Copper	mg/kg	ND	0.45	11/24/10 17:36	
Lead	mg/kg	ND	0.45	11/24/10 17:36	
Nickel	mg/kg	ND	0.45	11/24/10 17:36	

LABORATORY CONTROL SAMPLE: 892712

Parameter	Units	Spike Conc.	LCS Result	LCS % Rec	% Rec Limits	Qualifiers
Arsenic	mg/kg	19	18.8	98	75-125	
Copper	mg/kg	19	19.5	103	75-125	
Lead	mg/kg	19	18.9	99	75-125	
Nickel	mg/kg	19	19.2	101	75-125	

MATRIX SPIKE & MATRIX SPIKE DUPLICATE: 892713 892714

Parameter	Units	255708001 Result	MS Spike Conc.	MSD Spike Conc.	MS Result	MSD Result	MS % Rec	MSD % Rec	% Rec Limits	RPD	Qual
Arsenic	mg/kg	3.9	17.7	17.4	23.6	27.6	111	136	75-125	16	M6
Copper	mg/kg	12.3	17.7	17.4	32.4	56.4	113	253	75-125	54	D6,M6
Lead	mg/kg	2.6	17.7	17.4	20.9	24.6	103	126	75-125	17	M6
Nickel	mg/kg	23.6	17.7	17.4	48.3	58.0	139	197	75-125	18	M6

This report shall not be reproduced, except in full,
without the written consent of Pace Analytical Services, Inc..

Pace Analytical Services, Inc.
940 South Harney
Seattle, WA 98108
(206)767-5060

QUALITY CONTROL DATA

Project: Olympia Soils
Pace Project No.: 255708

QC Batch: MPRP/23557 Analysis Method: % Moisture
QC Batch Method: % Moisture Analysis Description: Dry Weight/Percent Moisture
Associated Lab Samples: 255708001, 255708002, 255708003, 255708004, 255708005, 255708006, 255708007

SAMPLE DUPLICATE: 893330

Parameter	Units	255708007 Result	Dup Result	RPD	Qualifiers
Percent Moisture	%	24.2	23.4	3	

SAMPLE DUPLICATE: 893444

Parameter	Units	10143060008 Result	Dup Result	RPD	Qualifiers
Percent Moisture	%	38.4	38.0	.9	

This report shall not be reproduced, except in full,
without the written consent of Pace Analytical Services, Inc..

Pace Analytical Services, Inc.
940 South Harney
Seattle, WA 98108
(206)767-5060

QUALITY CONTROL DATA

Project: Olympia Soils
Pace Project No.: 255708

QC Batch: OEXT/2985 Analysis Method: EPA 8270 by SIM
QC Batch Method: EPA 3546 Analysis Description: 8270/3546 MSSV PAH by SIM
Associated Lab Samples: 255708001, 255708002, 255708003

METHOD BLANK: 49594 Matrix: Solid
Associated Lab Samples: 255708001, 255708002, 255708003

Parameter	Units	Blank Result	Reporting Limit	Analyzed	Qualifiers
1-Methylnaphthalene	ug/kg	ND	6.7	11/17/10 12:42	
2-Methylnaphthalene	ug/kg	ND	6.7	11/17/10 12:42	
Acenaphthene	ug/kg	ND	6.7	11/17/10 12:42	
Acenaphthylene	ug/kg	ND	6.7	11/17/10 12:42	
Anthracene	ug/kg	ND	6.7	11/17/10 12:42	
Benzo(a)anthracene	ug/kg	ND	6.7	11/17/10 12:42	
Benzo(a)pyrene	ug/kg	ND	6.7	11/17/10 12:42	
Benzo(b)fluoranthene	ug/kg	ND	6.7	11/17/10 12:42	
Benzo(g,h,i)perylene	ug/kg	ND	6.7	11/17/10 12:42	
Benzo(k)fluoranthene	ug/kg	ND	6.7	11/17/10 12:42	
Chrysene	ug/kg	ND	6.7	11/17/10 12:42	
Dibenz(a,h)anthracene	ug/kg	ND	6.7	11/17/10 12:42	
Fluoranthene	ug/kg	ND	6.7	11/17/10 12:42	
Fluorene	ug/kg	ND	6.7	11/17/10 12:42	
Indeno(1,2,3-cd)pyrene	ug/kg	ND	6.7	11/17/10 12:42	
Naphthalene	ug/kg	ND	6.7	11/17/10 12:42	
Phenanthrene	ug/kg	ND	6.7	11/17/10 12:42	
Pyrene	ug/kg	ND	6.7	11/17/10 12:42	
2-Fluorobiphenyl (S)	%	68	31-131	11/17/10 12:42	
Terphenyl-d14 (S)	%	86	30-133	11/17/10 12:42	

LABORATORY CONTROL SAMPLE: 49595

Parameter	Units	Spike Conc.	LCS Result	LCS % Rec	% Rec Limits	Qualifiers
1-Methylnaphthalene	ug/kg	133	104	78	37-121	
2-Methylnaphthalene	ug/kg	133	106	79	33-132	
Acenaphthene	ug/kg	133	101	76	32-127	
Acenaphthylene	ug/kg	133	99.0	74	31-134	
Anthracene	ug/kg	133	99.1	74	42-135	
Benzo(a)anthracene	ug/kg	133	112	84	43-139	
Benzo(a)pyrene	ug/kg	133	118	89	44-144	
Benzo(b)fluoranthene	ug/kg	133	106	80	42-144	
Benzo(g,h,i)perylene	ug/kg	133	112	84	46-136	
Benzo(k)fluoranthene	ug/kg	133	113	85	45-147	
Chrysene	ug/kg	133	109	82	42-144	
Dibenz(a,h)anthracene	ug/kg	133	113	85	48-142	
Fluoranthene	ug/kg	133	104	78	44-143	
Fluorene	ug/kg	133	104	78	32-146	
Indeno(1,2,3-cd)pyrene	ug/kg	133	113	85	47-140	
Naphthalene	ug/kg	133	96.3	72	35-118	
Phenanthrene	ug/kg	133	104	78	42-131	

This report shall not be reproduced, except in full,
without the written consent of Pace Analytical Services, Inc..

Pace Analytical Services, Inc.
940 South Harney
Seattle, WA 98108
(206)767-5060

QUALITY CONTROL DATA

Project: Olympia Soils
Pace Project No.: 255708

LABORATORY CONTROL SAMPLE: 49595

Parameter	Units	Spike Conc.	LCS Result	LCS % Rec	% Rec Limits	Qualifiers
Pyrene	ug/kg	133	121	91	47-136	
2-Fluorobiphenyl (S)	%			76	31-131	
Terphenyl-d14 (S)	%			93	30-133	

MATRIX SPIKE & MATRIX SPIKE DUPLICATE: 49596 49597

Parameter	Units	255590001 Result	MS Spike Conc.	MSD Spike Conc.	MS Result	MSD Result	MS % Rec	MSD % Rec	% Rec Limits	RPD	Qual
1-Methylnaphthalene	ug/kg	ND	146	145	111	127	75	85	31-123	13	
2-Methylnaphthalene	ug/kg	ND	146	145	114	154	74	101	15-146	30	R1
Acenaphthene	ug/kg	ND	146	145	109	109	74	74	19-141	.1	
Acenaphthylene	ug/kg	8.3	146	145	110	110	70	70	30-142	.2	
Anthracene	ug/kg	8.6	146	145	107	112	68	71	38-137	4	
Benzo(a)anthracene	ug/kg	26.1	146	145	120	129	65	71	37-143	7	
Benzo(a)pyrene	ug/kg	28.9	146	145	124	136	66	74	33-147	9	
Benzo(b)fluoranthene	ug/kg	15.5	146	145	121	122	72	73	25-156	1	
Benzo(g,h,i)perylene	ug/kg	24.7	146	145	113	118	60	64	26-142	5	
Benzo(k)fluoranthene	ug/kg	24.2	146	145	101	109	52	58	35-142	8	
Chrysene	ug/kg	31.8	146	145	122	133	62	70	23-150	9	
Dibenz(a,h)anthracene	ug/kg	ND	146	145	106	108	68	70	41-140	2	
Fluoranthene	ug/kg	51.2	146	145	120	144	47	64	25-155	18	
Fluorene	ug/kg	ND	146	145	114	114	75	75	33-152	.6	
Indeno(1,2,3-cd)pyrene	ug/kg	16.2	146	145	109	116	64	69	36-139	6	
Naphthalene	ug/kg	14.3	146	145	107	118	64	71	25-121	10	
Phenanthrene	ug/kg	33.9	146	145	133	148	68	79	29-141	11	
Pyrene	ug/kg	78.0	146	145	155	181	53	71	36-145	15	
2-Fluorobiphenyl (S)	%						73	71	31-131		
Terphenyl-d14 (S)	%						79	77	30-133		

This report shall not be reproduced, except in full,
without the written consent of Pace Analytical Services, Inc..

Pace Analytical Services, Inc.
940 South Harney
Seattle, WA 98108
(206)767-5060

QUALITY CONTROL DATA

Project: Olympia Soils
Pace Project No.: 255708

QC Batch: OEXT/3011 Analysis Method: EPA 8270 by SIM
QC Batch Method: EPA 3546 Analysis Description: 8270/3546 MSSV PAH by SIM
Associated Lab Samples: 255708004, 255708005, 255708006, 255708007

METHOD BLANK: 50105 Matrix: Solid
Associated Lab Samples: 255708004, 255708005, 255708006, 255708007

Parameter	Units	Blank Result	Reporting Limit	Analyzed	Qualifiers
1-Methylnaphthalene	ug/kg	ND	6.7	11/23/10 00:33	
2-Methylnaphthalene	ug/kg	ND	6.7	11/23/10 00:33	
Acenaphthene	ug/kg	ND	6.7	11/23/10 00:33	
Acenaphthylene	ug/kg	ND	6.7	11/23/10 00:33	
Anthracene	ug/kg	ND	6.7	11/23/10 00:33	
Benzo(a)anthracene	ug/kg	ND	6.7	11/23/10 00:33	
Benzo(a)pyrene	ug/kg	ND	6.7	11/23/10 00:33	
Benzo(b)fluoranthene	ug/kg	ND	6.7	11/23/10 00:33	
Benzo(g,h,i)perylene	ug/kg	ND	6.7	11/23/10 00:33	
Benzo(k)fluoranthene	ug/kg	ND	6.7	11/23/10 00:33	
Chrysene	ug/kg	ND	6.7	11/23/10 00:33	
Dibenz(a,h)anthracene	ug/kg	ND	6.7	11/23/10 00:33	
Fluoranthene	ug/kg	ND	6.7	11/23/10 00:33	
Fluorene	ug/kg	ND	6.7	11/23/10 00:33	
Indeno(1,2,3-cd)pyrene	ug/kg	ND	6.7	11/23/10 00:33	
Naphthalene	ug/kg	ND	6.7	11/23/10 00:33	
Phenanthrene	ug/kg	ND	6.7	11/23/10 00:33	
Pyrene	ug/kg	ND	6.7	11/23/10 00:33	
2-Fluorobiphenyl (S)	%	61	31-131	11/23/10 00:33	
Terphenyl-d14 (S)	%	73	30-133	11/23/10 00:33	

LABORATORY CONTROL SAMPLE: 50106

Parameter	Units	Spike Conc.	LCS Result	LCS % Rec	% Rec Limits	Qualifiers
1-Methylnaphthalene	ug/kg	133	87.6	66	37-121	
2-Methylnaphthalene	ug/kg	133	90.3	68	33-132	
Acenaphthene	ug/kg	133	85.7	64	32-127	
Acenaphthylene	ug/kg	133	84.2	63	31-134	
Anthracene	ug/kg	133	82.7	62	42-135	
Benzo(a)anthracene	ug/kg	133	96.7	73	43-139	
Benzo(a)pyrene	ug/kg	133	111	83	44-144	
Benzo(b)fluoranthene	ug/kg	133	104	78	42-144	
Benzo(g,h,i)perylene	ug/kg	133	99.7	75	46-136	
Benzo(k)fluoranthene	ug/kg	133	117	88	45-147	
Chrysene	ug/kg	133	98.8	74	42-144	
Dibenz(a,h)anthracene	ug/kg	133	102	77	48-142	
Fluoranthene	ug/kg	133	90.2	68	44-143	
Fluorene	ug/kg	133	90.7	68	32-146	
Indeno(1,2,3-cd)pyrene	ug/kg	133	104	78	47-140	
Naphthalene	ug/kg	133	83.0	62	35-118	
Phenanthrene	ug/kg	133	92.8	70	42-131	

This report shall not be reproduced, except in full,
without the written consent of Pace Analytical Services, Inc..

Pace Analytical Services, Inc.
940 South Harney
Seattle, WA 98108
(206)767-5060

QUALITY CONTROL DATA

Project: Olympia Soils
Pace Project No.: 255708

LABORATORY CONTROL SAMPLE: 50106

Parameter	Units	Spike Conc.	LCS Result	LCS % Rec	% Rec Limits	Qualifiers
Pyrene	ug/kg	133	105	78	47-136	
2-Fluorobiphenyl (S)	%			64	31-131	
Terphenyl-d14 (S)	%			68	30-133	

MATRIX SPIKE & MATRIX SPIKE DUPLICATE: 50107 50108

Parameter	Units	255745001 Result	MS Spike Conc.	MSD Spike Conc.	MS Result	MSD Result	MS % Rec	MSD % Rec	% Rec Limits	RPD	Qual
1-Methylnaphthalene	ug/kg	63.2	173	173	170	168	62	61	31-123	1	
2-Methylnaphthalene	ug/kg	82.5	173	173	193	185	64	59	15-146	4	
Acenaphthene	ug/kg	ND	173	173	121	125	67	70	19-141	4	
Acenaphthylene	ug/kg	ND	173	173	115	122	66	70	30-142	6	
Anthracene	ug/kg	ND	173	173	117	122	67	70	38-137	4	
Benzo(a)anthracene	ug/kg	ND	173	173	134	134	77	78	37-143	.6	
Benzo(a)pyrene	ug/kg	ND	173	173	140	140	81	81	33-147	.2	
Benzo(b)fluoranthene	ug/kg	ND	173	173	140	144	81	83	25-156	3	
Benzo(g,h,i)perylene	ug/kg	ND	173	173	125	127	72	73	26-142	1	
Benzo(k)fluoranthene	ug/kg	ND	173	173	138	139	80	80	35-142	.1	
Chrysene	ug/kg	ND	173	173	134	139	77	80	23-150	3	
Dibenz(a,h)anthracene	ug/kg	ND	173	173	125	128	72	74	41-140	2	
Fluoranthene	ug/kg	ND	173	173	129	131	74	76	25-155	2	
Fluorene	ug/kg	ND	173	173	130	138	71	76	33-152	6	
Indeno(1,2,3-cd)pyrene	ug/kg	ND	173	173	129	130	74	75	36-139	1	
Naphthalene	ug/kg	14.8	173	173	124	126	63	64	25-121	2	
Phenanthrene	ug/kg	11.2	173	173	134	137	71	72	29-141	2	
Pyrene	ug/kg	ND	173	173	141	144	81	83	36-145	2	
2-Fluorobiphenyl (S)	%						63	67	31-131		
Terphenyl-d14 (S)	%						64	66	30-133		

This report shall not be reproduced, except in full,
without the written consent of Pace Analytical Services, Inc..

Pace Analytical Services, Inc.
940 South Harney
Seattle, WA 98108
(206)767-5060

QUALITY CONTROL DATA

Project: Olympia Soils
Pace Project No.: 255708

QC Batch: MSV/3507
QC Batch Method: EPA 5035A/5030B
Analysis Method: EPA 8260
Analysis Description: 8260 MSV 5035A Medium Soil
Associated Lab Samples: 255708002

METHOD BLANK: 50495 Matrix: Solid
Associated Lab Samples: 255708002

Parameter	Units	Blank Result	Reporting Limit	Analyzed	Qualifiers
Benzene	ug/kg	ND	25.0	11/24/10 16:07	
Ethylbenzene	ug/kg	ND	50.0	11/24/10 16:07	
Toluene	ug/kg	ND	50.0	11/24/10 16:07	
Xylene (Total)	ug/kg	ND	150	11/24/10 16:07	
1,2-Dichloroethane-d4 (S)	%	88	76-115	11/24/10 16:07	
4-Bromofluorobenzene (S)	%	94	78-127	11/24/10 16:07	
Dibromofluoromethane (S)	%	90	81-114	11/24/10 16:07	
Toluene-d8 (S)	%	91	84-121	11/24/10 16:07	

LABORATORY CONTROL SAMPLE & LCSD: 50496 50497

Parameter	Units	Spike Conc.	LCS Result	LCSD Result	LCS % Rec	LCSD % Rec	% Rec Limits	RPD	Max RPD	Qualifiers
Benzene	ug/kg	1000	956	960	96	96	78-123	.4	30	
Ethylbenzene	ug/kg	1000	970	977	97	98	74-120	.7	30	
Toluene	ug/kg	1000	929	957	93	96	70-121	3	30	
Xylene (Total)	ug/kg	3000	2910	2880	97	96	76-120	1	30	
1,2-Dichloroethane-d4 (S)	%				87	89	76-115			
4-Bromofluorobenzene (S)	%				94	95	78-127			
Dibromofluoromethane (S)	%				95	92	81-114			
Toluene-d8 (S)	%				94	96	84-121			

This report shall not be reproduced, except in full,
without the written consent of Pace Analytical Services, Inc..

Pace Analytical Services, Inc.
940 South Harney
Seattle, WA 98108
(206)767-5060

QUALITY CONTROL DATA

Project: Olympia Soils
Pace Project No.: 255708

QC Batch: MSV/3441 Analysis Method: EPA 8260
QC Batch Method: EPA 8260 Analysis Description: 8260 MSV 5035A Volatile Organics
Associated Lab Samples: 255708001, 255708003, 255708004, 255708005, 255708006, 255708007

METHOD BLANK: 49435 Matrix: Solid
Associated Lab Samples: 255708001, 255708003, 255708004, 255708005, 255708006, 255708007

Parameter	Units	Blank Result	Reporting Limit	Analyzed	Qualifiers
Benzene	ug/kg	ND	3.0	11/13/10 17:57	
Ethylbenzene	ug/kg	ND	3.0	11/13/10 17:57	
Toluene	ug/kg	ND	3.0	11/13/10 17:57	
Xylene (Total)	ug/kg	ND	9.0	11/13/10 17:57	
1,2-Dichloroethane-d4 (S)	%	98	80-143	11/13/10 17:57	
4-Bromofluorobenzene (S)	%	109	72-122	11/13/10 17:57	
Dibromofluoromethane (S)	%	92	80-136	11/13/10 17:57	
Toluene-d8 (S)	%	110	80-120	11/13/10 17:57	

LABORATORY CONTROL SAMPLE & LCSD: 49436 49437

Parameter	Units	Spike Conc.	LCS Result	LCSD Result	LCS % Rec	LCSD % Rec	% Rec Limits	RPD	Max RPD	Qualifiers
Benzene	ug/kg	50	46.3	45.2	93	90	75-133	3	30	
Ethylbenzene	ug/kg	50	47.3	46.5	95	93	68-131	2	30	
Toluene	ug/kg	50	46.7	45.1	93	90	73-124	3	30	
Xylene (Total)	ug/kg	150	136	134	91	89	68-130	1	30	
1,2-Dichloroethane-d4 (S)	%				104	100	80-143			
4-Bromofluorobenzene (S)	%				111	115	72-122			
Dibromofluoromethane (S)	%				101	100	80-136			
Toluene-d8 (S)	%				106	106	80-120			

This report shall not be reproduced, except in full,
without the written consent of Pace Analytical Services, Inc..

Pace Analytical Services, Inc.
940 South Harney
Seattle, WA 98108
(206)767-5060

QUALITY CONTROL DATA

Project: Olympia Soils
Pace Project No.: 255708

QC Batch: PMST/1428 Analysis Method: ASTM D2974-87
QC Batch Method: ASTM D2974-87 Analysis Description: Dry Weight/Percent Moisture
Associated Lab Samples: 255708001, 255708002, 255708003, 255708004, 255708005, 255708006, 255708007

SAMPLE DUPLICATE: 49589

Parameter	Units	255708002 Result	Dup Result	RPD	Qualifiers
Percent Moisture	%	7.3	8.0	8	

SAMPLE DUPLICATE: 49590

Parameter	Units	255633001 Result	Dup Result	RPD	Qualifiers
Percent Moisture	%	6.5	7.1	9	

This report shall not be reproduced, except in full,
without the written consent of Pace Analytical Services, Inc..

Pace Analytical Services, Inc.
940 South Harney
Seattle, WA 98108
(206)767-5060

QUALIFIERS

Project: Olympia Soils
Pace Project No.: 255708

DEFINITIONS

DF - Dilution Factor, if reported, represents the factor applied to the reported data due to changes in sample preparation, dilution of the sample aliquot, or moisture content.

ND - Not Detected at or above adjusted reporting limit.

J - Estimated concentration above the adjusted method detection limit and below the adjusted reporting limit.

MDL - Adjusted Method Detection Limit.

S - Surrogate

1,2-Diphenylhydrazine (8270 listed analyte) decomposes to Azobenzene.

Consistent with EPA guidelines, unrounded data are displayed and have been used to calculate % recovery and RPD values.

LCS(D) - Laboratory Control Sample (Duplicate)

MS(D) - Matrix Spike (Duplicate)

DUP - Sample Duplicate

RPD - Relative Percent Difference

N-Nitrosodiphenylamine decomposes and cannot be separated from Diphenylamine using Method 8270. The result reported for each analyte is a combined concentration.

Pace Analytical is NELAP accredited. Contact your Pace PM for the current list of accredited analytes.

LABORATORIES

PASI-M	Pace Analytical Services - Minneapolis
PASI-S	Pace Analytical Services - Seattle

ANALYTE QUALIFIERS

D6	The relative percent difference (RPD) between the sample and sample duplicate exceeded laboratory control limits.
M6	Matrix spike and Matrix spike duplicate recovery not evaluated against control limits due to sample dilution.
R1	RPD value was outside control limits.
S3	Surrogate recovery exceeded laboratory control limits. Analyte presence below reporting limits in associated samples. Results unaffected by high bias.

This report shall not be reproduced, except in full,
without the written consent of Pace Analytical Services, Inc..

Pace Analytical Services, Inc.
940 South Harney
Seattle, WA 98108
(206)767-5060

QUALITY CONTROL DATA CROSS REFERENCE TABLE

Project: Olympia Soils
Pace Project No.: 255708

Lab ID	Sample ID	QC Batch Method	QC Batch	Analytical Method	Analytical Batch
255708001	**SPL-12-1**	EPA 3546	OEXT/3010	NWTPH-Dx	GCSV/2097
255708002	**SPL-12-2**	EPA 3546	OEXT/3010	NWTPH-Dx	GCSV/2097
255708003	**SPL-12-3**	EPA 3546	OEXT/3010	NWTPH-Dx	GCSV/2097
255708004	**SPL-12-4**	EPA 3546	OEXT/3010	NWTPH-Dx	GCSV/2097
255708005	**SPL-12-5**	EPA 3546	OEXT/3010	NWTPH-Dx	GCSV/2097
255708006	**SPL-12-6**	EPA 3546	OEXT/3010	NWTPH-Dx	GCSV/2097
255708007	**SPL-12-7**	EPA 3546	OEXT/3010	NWTPH-Dx	GCSV/2097
255708001	**SPL-12-1**	NWTPH-Gx	GCV/2028	NWTPH-Gx	GCV/2032
255708002	**SPL-12-2**	NWTPH-Gx	GCV/2028	NWTPH-Gx	GCV/2032
255708003	**SPL-12-3**	NWTPH-Gx	GCV/2028	NWTPH-Gx	GCV/2032
255708004	**SPL-12-4**	NWTPH-Gx	GCV/2028	NWTPH-Gx	GCV/2032
255708005	**SPL-12-5**	NWTPH-Gx	GCV/2028	NWTPH-Gx	GCV/2032
255708006	**SPL-12-6**	NWTPH-Gx	GCV/2028	NWTPH-Gx	GCV/2032
255708007	**SPL-12-7**	NWTPH-Gx	GCV/2028	NWTPH-Gx	GCV/2032
255708001	**SPL-12-1**	EPA 6020	ICPM/23533	EPA 6020	ICPM/9581
255708002	**SPL-12-2**	EPA 6020	ICPM/23533	EPA 6020	ICPM/9581
255708003	**SPL-12-3**	EPA 6020	ICPM/23533	EPA 6020	ICPM/9581
255708004	**SPL-12-4**	EPA 6020	ICPM/23533	EPA 6020	ICPM/9581
255708005	**SPL-12-5**	EPA 6020	ICPM/23533	EPA 6020	ICPM/9581
255708006	**SPL-12-6**	EPA 6020	ICPM/23533	EPA 6020	ICPM/9581
255708007	**SPL-12-7**	EPA 6020	ICPM/23533	EPA 6020	ICPM/9581
255708001	**SPL-12-1**	% Moisture	MPRP/23557		
255708002	**SPL-12-2**	% Moisture	MPRP/23557		
255708003	**SPL-12-3**	% Moisture	MPRP/23557		
255708004	**SPL-12-4**	% Moisture	MPRP/23557		
255708005	**SPL-12-5**	% Moisture	MPRP/23557		
255708006	**SPL-12-6**	% Moisture	MPRP/23557		
255708007	**SPL-12-7**	% Moisture	MPRP/23557		
255708001	**SPL-12-1**	EPA 3546	OEXT/2985	EPA 8270 by SIM	MSSV/1440
255708002	**SPL-12-2**	EPA 3546	OEXT/2985	EPA 8270 by SIM	MSSV/1440
255708003	**SPL-12-3**	EPA 3546	OEXT/2985	EPA 8270 by SIM	MSSV/1440
255708004	**SPL-12-4**	EPA 3546	OEXT/3011	EPA 8270 by SIM	MSSV/1447
255708005	**SPL-12-5**	EPA 3546	OEXT/3011	EPA 8270 by SIM	MSSV/1447
255708006	**SPL-12-6**	EPA 3546	OEXT/3011	EPA 8270 by SIM	MSSV/1447
255708007	**SPL-12-7**	EPA 3546	OEXT/3011	EPA 8270 by SIM	MSSV/1447
255708002	**SPL-12-2**	EPA 5035A/5030B	MSV/3507	EPA 8260	MSV/3517
255708001	**SPL-12-1**	EPA 8260	MSV/3441		
255708003	**SPL-12-3**	EPA 8260	MSV/3441		
255708004	**SPL-12-4**	EPA 8260	MSV/3441		
255708005	**SPL-12-5**	EPA 8260	MSV/3441		
255708006	**SPL-12-6**	EPA 8260	MSV/3441		
255708007	**SPL-12-7**	EPA 8260	MSV/3441		
255708001	**SPL-12-1**	ASTM D2974-87	PMST/1428		
255708002	**SPL-12-2**	ASTM D2974-87	PMST/1428		
255708003	**SPL-12-3**	ASTM D2974-87	PMST/1428		

This report shall not be reproduced, except in full,
without the written consent of Pace Analytical Services, Inc..

Pace Analytical Services, Inc.
940 South Harney
Seattle, WA 98108
(206)767-5060

QUALITY CONTROL DATA CROSS REFERENCE TABLE

Project: Olympia Soils
Pace Project No.: 255708

Lab ID	Sample ID	QC Batch Method	QC Batch	Analytical Method	Analytical Batch
255708004	**SPL-12-4**	ASTM D2974-87	PMST/1428		
255708005	**SPL-12-5**	ASTM D2974-87	PMST/1428		
255708006	**SPL-12-6**	ASTM D2974-87	PMST/1428		
255708007	**SPL-12-7**	ASTM D2974-87	PMST/1428		

This report shall not be reproduced, except in full,
without the written consent of Pace Analytical Services, Inc..

Sample Condition Upon Receipt

Pace Analytical

Client Name: Brown & Caldwell Project # 255708

Courier: ☑ Fed Ex ☐ UPS ☐ USPS ☐ Client ☐ Commercial ☐ Pace Other _____

Tracking #: 8738 8211 5071

Custody Seal on Cooler/Box Present: ☑ Yes ☐ No Seals intact: ☑ Yes ☐ No

Packing Material: ☑ Bubble Wrap ☑ Bubble Bags ☐ None ☐ Other _____ Temp. Blank Yes / No

Thermometer Used 132013 or 101731962 or 226099 Type of Ice: (Wet) Blue None ☐ Samples on ice, cooling process has begun

Cooler Temperature 2.2c Biological Tissue is Frozen: Yes No

Date and Initials of person examining contents: 11/2/10 CW

Temp should be above freezing ≤ 6°C

Comments:

Chain of Custody Present:	☑Yes ☐No ☐N/A	1.	
Chain of Custody Filled Out:	☑Yes ☐No ☐N/A	2.	
Chain of Custody Relinquished:	☑Yes ☐No ☐N/A	3.	
Sampler Name & Signature on COC:	☑Yes ☐No ☐N/A	4.	
Samples Arrived within Hold Time:	☑Yes ☐No ☐N/A	5.	
Short Hold Time Analysis (<72hr):	☐Yes ☑No ☐N/A	6.	
Rush Turn Around Time Requested:	☑Yes ☐No ☐N/A	7. ASAP	
Sufficient Volume:	☑Yes ☐No ☐N/A	8.	
Correct Containers Used:	☑Yes ☐No ☐N/A	9.	
-Pace Containers Used:	☑Yes ☐No ☐N/A		
Containers Intact:	☑Yes ☐No ☐N/A	10.	
Filtered volume received for Dissolved tests	☐Yes ☐No ☑N/A	11.	
Sample Labels match COC:	☑Yes ☑No ☐N/A	12. Recvd trip blank not on COC	
-Includes date/time/ID/Analysis Matrix: Soil			
All containers needing preservation have been checked.	☐Yes ☐No ☑N/A	13.	
All containers needing preservation are found to be in compliance with EPA recommendation.	☐Yes ☐No ☑N/A		
Exceptions: VOA, coliform, TOC, O&G		Initial when completed	Lot # of added preservative
Samples checked for dechlorination:	☐Yes ☐No ☑N/A	14.	
Headspace in VOA Vials (>6mm):	☐Yes ☐No ☑N/A	15.	
Trip Blanks Present:	☑Yes ☐No ☑N/A	16.	
Trip Blank Custody Seals Present	☑Yes ☐No ☑N/A		
Pace Trip Blank Lot # (if purchased):			

Client Notification/ Resolution: Field Data Required? Y / N

Person Contacted: _____ Date/Time: _____

Comments/ Resolution: _____

Project Manager Review: JENNI GROSS Date: _____

Note: Whenever there is a discrepancy affecting North Carolina compliance samples, a copy of this form will be sent to the North Carolina DEHNR Certification Office (i.e out of hold, incorrect preservative, out of temp, incorrect containers)

Pace Analytical®
www.pacelabs.com

CHAIN-OF-CUSTODY / Analytical Request Document

The Chain-of-Custody is a LEGAL DOCUMENT. All relevant fields must be completed accurately.

255708

Page: 1 of 1

1318949

Section A Required Client Information:

Company: Brown + Caldwell
Address: 724 Columbia St NW Ste 420 Olympia WA
Email To: jturk@brwncald.com
Phone: 360-534-1206 Fax: 3609437513
Requested Due Date/TAT: ASAP, Dioxins-10d

Section B Required Project Information:

Report To: Jon Turk
Copy To: Josh Johnson
Purchase Order No.:
Project Name: Olympia Soils
Project Number:

Section C Invoice Information:

Attention: Josh Johnson
Company Name: Brown + Caldwell
Address: 724 Columbia
Pace Quote Reference:
Pace Project Manager:
Pace Profile #:

REGULATORY AGENCY: ☐ NPDES ☐ GROUND WATER ☐ DRINKING WATER ☐ UST ☐ RCRA ☒ OTHER ECY

Site Location STATE: WA

Requested Analysis Filtered (Y/N)

Section D Required Client Information

SAMPLE ID (A-Z, 0-9 / ,-) Sample IDs MUST BE UNIQUE

Matrix Codes (MATRIX / CODE): Drinking Water DW; Water WT; Waste Water WW; Product P; Soil/Solid SL; Oil OL; Wipe WP; Air AR; Tissue TS; Other OT

ITEM #	SAMPLE ID	MATRIX CODE (see valid codes to left)	SAMPLE TYPE (G=GRAB C=COMP)	COLLECTED: COMPOSITE START DATE	COMPOSITE START TIME	COMPOSITE END/GRAB DATE	COMPOSITE END/GRAB TIME	SAMPLE TEMP AT COLLECTION	# OF CONTAINERS	Preservatives: Unpreserved	H_2SO_4	HNO_3	HCl	NaOH	$Na_2S_2O_3$	Methanol	Other H_2O	Y/N	Analysis Test: Arsenic, Ni, Cu, Pb	Dioxin/Furan	TPH-Dx TPH-HO SG	cPAH, Naphthalene	TPH-G, BTEX SG	Residual Chlorine (Y/N)	Pace Project No./ Lab I.D.
1	SPL-12-1	SL	G			11/10/10	15:20		7	X						X	X			X	X	X	X	X		
2	SPL-12-2	↓	↓			11/10/10	15:40		↓	↓						↓	↓			↓	↓	↓	↓	↓		
3	SPL-12-3					11/10/10	16:00																			
4	SPL-12-4					11/10/10	16:15																			
5	SPL-12-5					11/11/10	8:15																			
6	SPL-12-6					11/11/10	8:30																			
7	SPL-12-7	↓	↓			11/11/10	9:15		↓	↓						↓	↓			↓	↓	↓	↓	↓		
8																										
9																										
10																										
11																										
12																										

ADDITIONAL COMMENTS	RELINQUISHED BY / AFFILIATION	DATE	TIME	ACCEPTED BY / AFFILIATION	DATE	TIME	SAMPLE CONDITIONS			
Relinquished to FEDEX	JT (BC)	11/11/10	13:15	Colette Weaver / PACE	111210	0903	2.2c	Y	Y	Y

ORIGINAL

SAMPLER NAME AND SIGNATURE

PRINT Name of SAMPLER: Jon Turk

SIGNATURE of SAMPLER: JT

DATE Signed (MM/DD/YY): 11/11/10

Temp in °C | Received on Ice (Y/N) | Custody Sealed Cooler (Y/N) | Samples Intact (Y/N)

*Important Note: By signing this form you are accepting Pace's NET 30 day payment terms and agreeing to late charges of 1.5% per month for any invoices not paid within 30 days.

F-ALL-Q-020rev.07, 15-May-2007

Sample Container Count

255708

CLIENT: Brown & Caldwell

COC PAGE 1 of 1
COC ID# 1318949

Sample Line Item	VG9H	AG1H	AG1U	BG1H	BP1U	BP2U	BP3U	BP2N	BP2S	WGFU	WGKU	DG9M	VG9U		Comments
1										4		1	2		
2															
3															
4															
5															
6															
7															
8															trip blanks not on COC
9															
10															
11															
12															Trip Blank? Yes

AG1H	1 liter HCL amber glass		BP2S	500mL H2SO4 plastic	JGFU	4oz unpreserved amber wide
AG1U	1liter unpreserved amber glass		BP2U	500mL unpreserved plastic	R	terra core kit
AG2S	500mL H2SO4 amber glass		BP2Z	500mL NaOH, Zn Ac	U	Summa Can
AG2U	500mL unpreserved amber glass		BP3C	250mL NaOH plastic	VG9H	40mL HCL clear vial
AG3S	250mL H2SO4 amber glass		BP3N	250mL HNO3 plastic	VG9T	40mL Na Thio. clear vial
BG1H	1 liter HCL clear glass		BP3S	250mL H2SO4 plastic	VG9U	40mL unpreserved **clear** vial
BG1U	1 liter unpreserved glass		BP3U	250mL unpreserved plastic	VG9W	40mL glass vial preweighted (EPA 5035)
BP1N	1 liter HNO3 plastic		DG9B	40mL Na Bisulfate amber vial	VSG	Headspace septa vial & HCL
BP1S	1 liter H2SO4 plastic		DG9H	40mL HCL amber voa vial	WGFU	4oz clear soil jar
BP1U	1 liter unpreserved plastic		DG9M	40mL MeOH clear vial	WGFX	4oz wide jar w/hexane wipe
BP1Z	1 liter NaOH, Zn, Ac		DG9T	40mL Na Thio amber vial	ZPLC	Ziploc Bag
BP2N	500mL HNO3 plastic		DG9U	40mL unpreserved **amber** vial		
BP2O	500mL NaOH plastic		I	Wipe/Swab		

Pace Analytical Services, Inc.
1700 Elm Street
Minneapolis, MN 55414
Phone: 612.607.1700
Fax: 612.607.6444

www.pacelabs.com

Report Prepared for:

Jennifer Gross
PASI Seattle
940 S. Harney Street
Seattle WA 98108

REPORT OF LABORATORY ANALYSIS FOR PCDD/PCDF

Report Prepared Date:
November 29, 2010

Report Information:

Pace Project #: 10143216
Sample Receipt Date: 11/13/2010
Client Project #: 255708 Brown & Caldwell
Client Sub PO #: N/A
State Cert #: C755

Invoicing & Reporting Options:

The report provided has been invoiced as a Level 2 PCDD/PCDF Report. If an upgrade of this report package is requested, an additional charge may be applied.

Please review the attached invoice for accuracy and forward any questions to Nate Habte, your Pace Project Manager.

This report has been reviewed by:

November 30, 2010

Nate Habte, Project Manager
(612) 607-6407
(612) 607-6444 (fax)
natnael.habte@pacelabs.com

ACCREDITED IN ACCORDANCE WITH nelac

Report of Laboratory Analysis

This report should not be reproduced, except in full, without the written consent of Pace Analytical Services, Inc.

The results relate only to the samples included in this report.

Pace Analytical Services, Inc.
1700 Elm Street
Minneapolis, MN 55414
Phone: 612.607.1700
Fax: 612.607.6444

DISCUSSION

This report presents the results from the analyses performed on seven samples submitted by a representative of Pace Analytical Services, Inc. The samples were analyzed for the presence or absence of polychlorodibenzo-p-dioxins (PCDDs) and polychlorodibenzofurans (PCDFs) using a modified version of USEPA Method 8290. Reporting limits were based on signal-to-noise measurements.

The recoveries of the isotopically-labeled PCDD/PCDF internal standards in the sample extracts ranged from 57-96%. All of the labeled standard recoveries obtained for this project were within the 40-135% target range specified in Method 8290. Also, since the quantification of the native 2,3,7,8-substituted congeners was based on isotope dilution, the data were automatically corrected for variation in recovery and accurate values were obtained.

In some cases, interfering substances impacted the determinations of PCDD or PCDF congeners; the affected values were flagged "I" where incorrect isotope ratios were obtained or "P" where polychlorinated diphenyl ethers were present. Values above the calibration range were flagged "E" and should be regarded as estimates.

A laboratory method blank was prepared and analyzed with the sample batch as part of our routine quality control procedures. The results show the blank to contain trace levels of selected congeners. These were below the calibration range of the method. Sample levels similar to the corresponding blank levels were flagged "B" on the results tables and may be, at least partially, attributed to the background. It should be noted that levels less than ten times the background are not generally considered to be statistically different from the background.

Laboratory and matrix spike samples were also prepared with the sample batch using clean sand or sample matrix that had been fortified with native standard materials. The results show that the spiked native compounds were generally recovered at 87-126%, with relative percent differences (RPDs) of 4.2-26.4%. These results indicate generally high degrees of accuracy and precision for these determinations. Somewhat variable background-subtracted recovery (153-252%) and RPD (26.4%) results were obtained for OCDD in the matrix spike samples, possibly due to sample inhomogeneity; these values were above the 70-130% target recovery range and the 0-20% target RPD range. The RPD results may indicate an elevated degree of precision for OCDD in these determinations.

REPORT OF LABORATORY ANALYSIS

This report shall not be reproduced, except in full,
without the written consent of Pace Analytical Services, Inc.

Pace Analytical Services, Inc.
1700 Elm Street - Suite 200
Minneapolis, MN 55414

Tel: 612-607-1700
Fax: 612- 607-6444

Minnesota Laboratory Certifications

Authority	Certificate #	Authority	Certificate #
Alabama	40770	Montana	92
Alaska	MN00064	Nebraska	
Arizona	AZ0014	Nevada	MN000642010A
Arkansas	88-0680	New Jersey (NE	MN002
California	01155CA	New Mexico	MN00064
Colorado	MN00064	New York (NEL	11647
Connecticut	PH-0256	North Carolina	27700
EPA Region 5	WD-15J	North Dakota	R-036
EPA Region 8	8TMS-Q	Ohio	4150
Florida (NELAP	E87605	Ohio VAP	CL101
Georgia (DNR)	959	Oklahoma	D9922
Guam	09-019r	Oregon (ELAP)	MN200001-005
Hawaii	SLD	Oregon (OREL	MN200001-005
Idaho	MN00064	Pennsylvania	68-00563
Illinois	200012	Saipan	MP0003
Indiana	C-MN-01	South Carolina	74003001
Indiana	C-MN-01	Tennesee	2818
Iowa	368	Tennessee	02818
Kansas	E-10167	Texas	T104704192-08
Kentucky	90062	Utah (NELAP)	PAM
Louisiana	LA0900016	Virginia	00251
Maine	2007029	Washington	C755
Maryland	322	West Virginia	9952C
Michigan	9909	Wisconsin	999407970
Minnesota	027-053-137	Wyoming	8TMS-Q
Mississippi	MN00064		

REPORT OF LABORATORY ANALYSIS

This report shall not be reproduced, except in full,
without the written consent of Pace Analytical Services, Inc.

Appendix A

Sample Management

Chain of Custody

10143216

Pace Analytical®
www.pacelabs.com

Workorder: 255708 **Workorder Name:** Olympia Soils **Owner Received Date:** 11/12/2010 **Results Requested By:** 11/26/10 ~~11/24/2010~~

Report To	Subcontract To
Jennifer Gross Pace Analytical Services, Inc. 940 South Harney Seattle WA 98108 Phone (206)767-5060 Fax (206)767-5063	Pace Analytical Minnesota 1700 Elm Street Suite 200 Minneapolis, MN 55414 Phone (612)607-1700 Attn: Nate

						Preserved Containers	Requested Analysis													
Item	Sample ID	Sample Type	Collect Date/Time	Lab ID	Matrix	Unpreserved	6020 As, Pb, Cu, & Ni	+ Dioxins / Furans	Dry weights Ge 11/12/10											LAB USE ONLY
1	SPL-12-1	PS	11/10/2010 15:20	255708001	Solid	2	X	+	X											
2	SPL-12-2	PS	11/10/2010 15:40	255708002	Solid	2	X	X	X											
3	SPL-12-3	PS	11/10/2010 16:00	255708003	Solid	2	X	X	X											
4	SPL-12-4	PS	11/10/2010 16:15	255708004	Solid	2	X	X	X											
5	SPL-12-5	PS	11/11/2010 08:15	255708005	Solid	2	X	X	X											
6	SPL-12-6	PS	11/11/2010 08:30	255708006	Solid	2	X	X	X											
7	SPL-12-7	PS	11/11/2010 09:15	255708007	Solid	2	X	X	X											

Transfers	Released By	Date/Time	Received By	Date/Time
1	Jennifer Gross	11/12/10	[illegible] Pace	11/12/10 11:24
2				
3				

Comments

10-Day RUSH - due 11/26/10

Seattle will analyze dry weights Ge 11/12/10

Cooler Temperature on Receipt 0.1 °C | **Custody Seal** Y or (N) | **Received on Ice** (Y) or N | **Samples Intact** (Y) or N

Sample Condition Upon Receipt

Pace Analytical

Client Name: Pace WA Project # 10143216

Courier: ☒ Fed Ex ☐ UPS ☐ USPS ☐ Client ☐ Commercial ☐ Pace Other _____

Tracking #: 794113911350

Optional: Proj. Due Date: Proj. Name:

Custody Seal on Cooler/Box Present: ☐ yes ☒ no Seals Intact: ☐ yes ☐ no

Packing Material: ☒ Bubble Wrap ☒ Bubble Bags ☐ None ☐ Other _____ Temp Blank: Yes X No _____

Thermometer Used: 80344042 or 179425 Type of Ice: (Wet) Blue None ☐ Samples on ice, cooling process has begun

Cooler Temperature: 0.1 Biological Tissue is Frozen: Yes No

Date and Initials of person examining contents: 11-12-10 TK

Temp should be above freezing to 6°C

Comments:

Chain of Custody Present:	☒Yes ☐No ☐N/A	1.
Chain of Custody Filled Out:	☒Yes ☐No ☐N/A	2.
Chain of Custody Relinquished:	☒Yes ☐No ☐N/A	3.
Sampler Name & Signature on COC:	☐Yes ☒No ☐N/A	4.
Samples Arrived within Hold Time:	☒Yes ☐No ☐N/A	5.
Short Hold Time Analysis (<72hr):	☐Yes ☒No ☐N/A	6.
Rush Turn Around Time Requested:	☐Yes ☒No ☐N/A	7.
Sufficient Volume:	☒Yes ☐No ☐N/A	8.
Correct Containers Used:	☒Yes ☐No ☐N/A	9.
-Pace Containers Used:	☒Yes ☐No ☐N/A	
Containers Intact:	☒Yes ☐No ☐N/A	10.
Filtered volume received for Dissolved tests	☐Yes ☐No ☒N/A	11.
Sample Labels match COC:	☒Yes ☐No ☐N/A	12.
-Includes date/time/ID/Analysis Matrix: SL		
All containers needing acid/base preservation have been checked. Noncompliance are noted in 13.	☐Yes ☐No ☒N/A	13. ☐ HNO3 ☐ H2SO4 ☐ NaOH ☐ HCl
All containers needing preservation are found to be in compliance with EPA recommendation.	☐Yes ☐No ☒N/A	Samp #
Exceptions: VOA,Coliform, TOC, Oil and Grease, WI-DRO (water)	☐Yes ☐No	Initial when completed / Lot # of added preservative
Samples checked for dechlorination:	☐Yes ☐No ☒N/A	14.
Headspace in VOA Vials (>6mm):	☐Yes ☐No ☒N/A	15.
Trip Blank Present:	☐Yes ☐No ☒N/A	16.
Trip Blank Custody Seals Present	☐Yes ☐No ☒N/A	
Pace Trip Blank Lot # (if purchased):		

Client Notification/ Resolution: Field Data Required? Y / N

Person Contacted: Jenny Gross Date/Time: 11/12/10@15:52

Comments/ Resolution:

– Due 11/30/10 per 9 day WD rush TAT per Scott's 11/12/10 @ 16:02 e-mail, despite note on COC

Project Manager Review: NAH **Date:** 11/16/10

Note: Whenever there is a discrepancy affecting North Carolina compliance samples, a copy of this form will be sent to the North Carolina DENR.

Pace Analytical Services, Inc.
1700 Elm Street SE, Suite 200, Minneapolis, MN 5541

Pace Analytical Services, Inc.
1700 Elm Street - Suite 200
Minneapolis, MN 55414

Tel: 612-607-1700
Fax: 612- 607-6444

Reporting Flags

A = Reporting Limit based on signal to noise

B = Less than 10x higher than method blank level

C = Result obtained from confirmation analysis

D = Result obtained from analysis of diluted sample

E = Exceeds calibration range

I = Interference present

J = Estimated value

Nn = Value obtained from additional analysis

P = PCDE Interference

R = Recovery outside target range

S = Peak saturated

U = Analyte not detected

V = Result verified by confirmation analysis

X = %D Exceeds limits

Y = Calculated using average of daily RFs

* = See Discussion

This report shall not be reproduced, except in full,
without the written consent of Pace Analytical Services, Inc.

Appendix B

Sample Analysis Summary

Pace Analytical Services, Inc.
1700 Elm Street - Suite 200
Minneapolis, MN 55414

Tel: 612-607-1700
Fax: 612- 607-6444

Method 8290 Sample Analysis Results

Client - PASI Seattle

Client's Sample ID	SPL-12-1		
Lab Sample ID	255708001		
Filename	U101124A_09		
Injected By	SMT		
Total Amount Extracted	11.2 g	Matrix	Solid
% Moisture	9.2	Dilution	NA
Dry Weight Extracted	10.2 g	Collected	11/10/2010 15:20
ICAL ID	U100929	Received	11/13/2010 11:24
CCal Filename(s)	U101124A_01 & U101124A_17	Extracted	11/22/2010 13:45
Method Blank ID	BLANK-27052	Analyzed	11/24/2010 18:45

Native Isomers	Conc ng/Kg	EMPC ng/Kg	EDL ng/Kg		Internal Standards	ng's Added	Percent Recovery
2,3,7,8-TCDF	0.62	-----	0.086	J	2,3,7,8-TCDF-13C	2.00	70
Total TCDF	9.50	-----	0.086	B	2,3,7,8-TCDD-13C	2.00	90
					1,2,3,7,8-PeCDF-13C	2.00	70
2,3,7,8-TCDD	-----	0.15	0.081	I	2,3,4,7,8-PeCDF-13C	2.00	71
Total TCDD	4.40	-----	0.081		1,2,3,7,8-PeCDD-13C	2.00	86
					1,2,3,4,7,8-HxCDF-13C	2.00	71
1,2,3,7,8-PeCDF	-----	0.38	0.160	I	1,2,3,6,7,8-HxCDF-13C	2.00	71
2,3,4,7,8-PeCDF	-----	0.74	0.230	I	2,3,4,6,7,8-HxCDF-13C	2.00	69
Total PeCDF	6.30	-----	0.190		1,2,3,7,8,9-HxCDF-13C	2.00	67
					1,2,3,4,7,8-HxCDD-13C	2.00	78
1,2,3,7,8-PeCDD	-----	0.56	0.240	I	1,2,3,6,7,8-HxCDD-13C	2.00	84
Total PeCDD	3.00	-----	0.240	J	1,2,3,4,6,7,8-HpCDF-13C	2.00	73
					1,2,3,4,7,8,9-HpCDF-13C	2.00	71
1,2,3,4,7,8-HxCDF	0.41	-----	0.088	J	1,2,3,4,6,7,8-HpCDD-13C	2.00	85
1,2,3,6,7,8-HxCDF	0.50	-----	0.110	BJ	OCDD-13C	4.00	67
2,3,4,6,7,8-HxCDF	-----	0.43	0.068	I			
1,2,3,7,8,9-HxCDF	-----	0.21	0.120	I	1,2,3,4-TCDD-13C	2.00	NA
Total HxCDF	4.80	-----	0.094	BJ	1,2,3,7,8,9-HxCDD-13C	2.00	NA
1,2,3,4,7,8-HxCDD	0.47	-----	0.170	J	2,3,7,8-TCDD-37Cl4	0.20	89
1,2,3,6,7,8-HxCDD	1.30	-----	0.200	BJ			
1,2,3,7,8,9-HxCDD	0.78	-----	0.190	J			
Total HxCDD	12.00	-----	0.190				
1,2,3,4,6,7,8-HpCDF	6.20	-----	0.063		Total 2,3,7,8-TCDD		
1,2,3,4,7,8,9-HpCDF	0.54	-----	0.080	BJ	Equivalence: 1.1 ng/Kg		
Total HpCDF	21.00	-----	0.072		(Using 2005 WHO Factors - Using PRL/2 where ND)		
1,2,3,4,6,7,8-HpCDD	27.00	-----	0.140				
Total HpCDD	52.00	-----	0.140				
OCDF	22.00	-----	0.120				
OCDD	330.00	-----	0.180				

Conc = Concentration (Totals include 2,3,7,8-substituted isomers).
EMPC = Estimated Maximum Possible Concentration
EDL = Estimated Detection Limit

ND = Not Detected
NA = Not Applicable
NC = Not Calculated

Results reported on a dry weight basis and are valid to no more than 2 significant figures.
J = Estimated value
B = Less than 10x higher than method blank level
I = Interference present

REPORT OF LABORATORY ANALYSIS

This report shall not be reproduced, except in full,
without the written consent of Pace Analytical Services, Inc.

Pace Analytical Services, Inc.
1700 Elm Street - Suite 200
Minneapolis, MN 55414

Tel: 612-607-1700
Fax: 612- 607-6444

Method 8290 Sample Analysis Results

Client - PASI Seattle

Client's Sample ID	SPL-12-2		
Lab Sample ID	255708002		
Filename	U101124A_14		
Injected By	SMT		
Total Amount Extracted	11.1 g	Matrix	Solid
% Moisture	6.5	Dilution	NA
Dry Weight Extracted	10.4 g	Collected	11/10/2010 15:40
ICAL ID	U100929	Received	11/13/2010 11:24
CCal Filename(s)	U101124A_01 & U101124A_17	Extracted	11/22/2010 13:45
Method Blank ID	BLANK-27052	Analyzed	11/24/2010 22:30

Native Isomers	Conc ng/Kg	EMPC ng/Kg	EDL ng/Kg		Internal Standards	ng's Added	Percent Recovery
2,3,7,8-TCDF	4.3	-----	0.070		2,3,7,8-TCDF-13C	2.00	69
Total TCDF	72.0	-----	0.070		2,3,7,8-TCDD-13C	2.00	89
					1,2,3,7,8-PeCDF-13C	2.00	70
2,3,7,8-TCDD	1.3	-----	0.074		2,3,4,7,8-PeCDF-13C	2.00	71
Total TCDD	91.0	-----	0.074		1,2,3,7,8-PeCDD-13C	2.00	86
					1,2,3,4,7,8-HxCDF-13C	2.00	68
1,2,3,7,8-PeCDF	-----	5.1	0.450	P	1,2,3,6,7,8-HxCDF-13C	2.00	70
2,3,4,7,8-PeCDF	14.0	-----	0.470		2,3,4,6,7,8-HxCDF-13C	2.00	68
Total PeCDF	140.0	-----	0.460		1,2,3,7,8,9-HxCDF-13C	2.00	66
					1,2,3,4,7,8-HxCDD-13C	2.00	78
1,2,3,7,8-PeCDD	4.3	-----	0.200	J	1,2,3,6,7,8-HxCDD-13C	2.00	80
Total PeCDD	100.0	-----	0.200		1,2,3,4,6,7,8-HpCDF-13C	2.00	74
					1,2,3,4,7,8,9-HpCDF-13C	2.00	75
1,2,3,4,7,8-HxCDF	-----	28.0	0.340	P	1,2,3,4,6,7,8-HpCDD-13C	2.00	89
1,2,3,6,7,8-HxCDF	12.0	-----	0.290		OCDD-13C	4.00	77
2,3,4,6,7,8-HxCDF	7.3	-----	0.320				
1,2,3,7,8,9-HxCDF	8.8	-----	0.300		1,2,3,4-TCDD-13C	2.00	NA
Total HxCDF	300.0	-----	0.310		1,2,3,7,8,9-HxCDD-13C	2.00	NA
1,2,3,4,7,8-HxCDD	6.3	-----	0.120		2,3,7,8-TCDD-37Cl4	0.20	89
1,2,3,6,7,8-HxCDD	29.0	-----	0.300				
1,2,3,7,8,9-HxCDD	12.0	-----	0.240				
Total HxCDD	200.0	-----	0.220				
1,2,3,4,6,7,8-HpCDF	290.0	-----	0.540		Total 2,3,7,8-TCDD		
1,2,3,4,7,8,9-HpCDF	28.0	-----	0.810		Equivalence: 32 ng/Kg		
Total HpCDF	1300.0	-----	0.680		(Using 2005 WHO Factors - Using PRL/2 where ND)		
1,2,3,4,6,7,8-HpCDD	820.0	-----	0.860				
Total HpCDD	1300.0	-----	0.860				
OCDF	1300.0	-----	0.690				
OCDD	10000.0	-----	1.200	E			

Conc = Concentration (Totals include 2,3,7,8-substituted isomers).
EMPC = Estimated Maximum Possible Concentration
EDL = Estimated Detection Limit

ND = Not Detected
NA = Not Applicable
NC = Not Calculated

Results reported on a dry weight basis and are valid to no more than 2 significant figures.
J = Estimated value
P = PCDE Interference
E = Exceeds calibration range

REPORT OF LABORATORY ANALYSIS

This report shall not be reproduced, except in full,
without the written consent of Pace Analytical Services, Inc.

Pace Analytical Services, Inc.
1700 Elm Street - Suite 200
Minneapolis, MN 55414

Tel: 612-607-1700
Fax: 612- 607-6444

Method 8290 Sample Analysis Results

Client - PASI Seattle

Client's Sample ID	SPL-12-3		
Lab Sample ID	255708003		
Filename	U101124A_10		
Injected By	SMT		
Total Amount Extracted	13.0 g	Matrix	Solid
% Moisture	22.0	Dilution	NA
Dry Weight Extracted	10.1 g	Collected	11/10/2010 16:00
ICAL ID	U100929	Received	11/13/2010 11:24
CCal Filename(s)	U101124A_01 & U101124A_17	Extracted	11/22/2010 13:45
Method Blank ID	BLANK-27052	Analyzed	11/24/2010 19:30

Native Isomers	Conc ng/Kg	EMPC ng/Kg	EDL ng/Kg		Internal Standards	ng's Added	Percent Recovery
2,3,7,8-TCDF	2.50	-----	0.110		2,3,7,8-TCDF-13C	2.00	63
Total TCDF	35.00	-----	0.110		2,3,7,8-TCDD-13C	2.00	80
					1,2,3,7,8-PeCDF-13C	2.00	64
2,3,7,8-TCDD	0.57	-----	0.092	J	2,3,4,7,8-PeCDF-13C	2.00	63
Total TCDD	41.00	-----	0.092		1,2,3,7,8-PeCDD-13C	2.00	79
					1,2,3,4,7,8-HxCDF-13C	2.00	67
1,2,3,7,8-PeCDF	3.00	-----	0.380	J	1,2,3,6,7,8-HxCDF-13C	2.00	67
2,3,4,7,8-PeCDF	7.60	-----	0.440		2,3,4,6,7,8-HxCDF-13C	2.00	63
Total PeCDF	93.00	-----	0.410		1,2,3,7,8,9-HxCDF-13C	2.00	62
					1,2,3,4,7,8-HxCDD-13C	2.00	84
1,2,3,7,8-PeCDD	3.50	-----	0.180	J	1,2,3,6,7,8-HxCDD-13C	2.00	70
Total PeCDD	50.00	-----	0.180		1,2,3,4,6,7,8-HpCDF-13C	2.00	67
					1,2,3,4,7,8,9-HpCDF-13C	2.00	67
1,2,3,4,7,8-HxCDF	-----	50	0.360	P	1,2,3,4,6,7,8-HpCDD-13C	2.00	77
1,2,3,6,7,8-HxCDF	8.70	-----	0.520		OCDD-13C	4.00	62
2,3,4,6,7,8-HxCDF	4.50	-----	0.420	J			
1,2,3,7,8,9-HxCDF	5.90	-----	0.510		1,2,3,4-TCDD-13C	2.00	NA
Total HxCDF	170.00	-----	0.450		1,2,3,7,8,9-HxCDD-13C	2.00	NA
1,2,3,4,7,8-HxCDD	4.70	-----	0.240	J	2,3,7,8-TCDD-37Cl4	0.20	79
1,2,3,6,7,8-HxCDD	26.00	-----	0.240				
1,2,3,7,8,9-HxCDD	7.90	-----	0.220				
Total HxCDD	150.00	-----	0.230				
1,2,3,4,6,7,8-HpCDF	330.00	-----	0.580		Total 2,3,7,8-TCDD		
1,2,3,4,7,8,9-HpCDF	25.00	-----	0.660		Equivalence: 28 ng/Kg		
Total HpCDF	650.00	-----	0.620		(Using 2005 WHO Factors - Using PRL/2 where ND)		
1,2,3,4,6,7,8-HpCDD	820.00	-----	0.790				
Total HpCDD	1300.00	-----	0.790				
OCDF	1600.00	-----	0.091				
OCDD	9400.00	-----	0.094	E			

Conc = Concentration (Totals include 2,3,7,8-substituted isomers).
EMPC = Estimated Maximum Possible Concentration
EDL = Estimated Detection Limit

ND = Not Detected
NA = Not Applicable
NC = Not Calculated

Results reported on a dry weight basis and are valid to no more than 2 significant figures.
J = Estimated value
P = PCDE Interference
E = Exceeds calibration range

REPORT OF LABORATORY ANALYSIS

This report shall not be reproduced, except in full,
without the written consent of Pace Analytical Services, Inc.

Pace Analytical Services, Inc.
1700 Elm Street - Suite 200
Minneapolis, MN 55414

Tel: 612-607-1700
Fax: 612- 607-6444

Method 8290 Sample Analysis Results

Client - PASI Seattle

Client's Sample ID	SPL-12-4		
Lab Sample ID	255708004		
Filename	U101124A_15		
Injected By	SMT		
Total Amount Extracted	11.0 g	Matrix	Solid
% Moisture	7.6	Dilution	NA
Dry Weight Extracted	10.2 g	Collected	11/10/2010 16:15
ICAL ID	U100929	Received	11/13/2010 11:24
CCal Filename(s)	U101124A_01 & U101124A_17	Extracted	11/22/2010 13:45
Method Blank ID	BLANK-27052	Analyzed	11/24/2010 23:15

Native Isomers	Conc ng/Kg	EMPC ng/Kg	EDL ng/Kg		Internal Standards	ng's Added	Percent Recovery
2,3,7,8-TCDF	3.6	-----	0.097		2,3,7,8-TCDF-13C	2.00	63
Total TCDF	65.0	-----	0.097		2,3,7,8-TCDD-13C	2.00	80
					1,2,3,7,8-PeCDF-13C	2.00	64
2,3,7,8-TCDD	1.1	-----	0.180		2,3,4,7,8-PeCDF-13C	2.00	65
Total TCDD	86.0	-----	0.180		1,2,3,7,8-PeCDD-13C	2.00	79
					1,2,3,4,7,8-HxCDF-13C	2.00	68
1,2,3,7,8-PeCDF	5.1	-----	0.370		1,2,3,6,7,8-HxCDF-13C	2.00	67
2,3,4,7,8-PeCDF	11.0	-----	0.270		2,3,4,6,7,8-HxCDF-13C	2.00	65
Total PeCDF	160.0	-----	0.320		1,2,3,7,8,9-HxCDF-13C	2.00	63
					1,2,3,4,7,8-HxCDD-13C	2.00	76
1,2,3,7,8-PeCDD	4.3	-----	0.280	J	1,2,3,6,7,8-HxCDD-13C	2.00	79
Total PeCDD	89.0	-----	0.280		1,2,3,4,6,7,8-HpCDF-13C	2.00	67
					1,2,3,4,7,8,9-HpCDF-13C	2.00	65
1,2,3,4,7,8-HxCDF	-----	70	0.470	P	1,2,3,4,6,7,8-HpCDD-13C	2.00	77
1,2,3,6,7,8-HxCDF	15.0	-----	0.460		OCDD-13C	4.00	57
2,3,4,6,7,8-HxCDF	9.2	-----	0.470				
1,2,3,7,8,9-HxCDF	10.0	-----	0.340		1,2,3,4-TCDD-13C	2.00	NA
Total HxCDF	370.0	-----	0.430		1,2,3,7,8,9-HxCDD-13C	2.00	NA
1,2,3,4,7,8-HxCDD	6.9	-----	0.380		2,3,7,8-TCDD-37Cl4	0.20	83
1,2,3,6,7,8-HxCDD	34.0	-----	0.530				
1,2,3,7,8,9-HxCDD	14.0	-----	0.260				
Total HxCDD	210.0	-----	0.390				
1,2,3,4,6,7,8-HpCDF	360.0	-----	0.700		Total 2,3,7,8-TCDD		
1,2,3,4,7,8,9-HpCDF	34.0	-----	0.690		Equivalence: 35 ng/Kg		
Total HpCDF	1500.0	-----	0.700		(Using 2005 WHO Factors - Using PRL/2 where ND)		
1,2,3,4,6,7,8-HpCDD	930.0	-----	0.900				
Total HpCDD	1500.0	-----	0.900				
OCDF	1500.0	-----	0.690				
OCDD	11000.0	-----	3.000	E			

Conc = Concentration (Totals include 2,3,7,8-substituted isomers).
EMPC = Estimated Maximum Possible Concentration
EDL = Estimated Detection Limit

ND = Not Detected
NA = Not Applicable
NC = Not Calculated

Results reported on a dry weight basis and are valid to no more than 2 significant figures.
J = Estimated value
P = PCDE Interference
E = Exceeds calibration range

REPORT OF LABORATORY ANALYSIS

This report shall not be reproduced, except in full,
without the written consent of Pace Analytical Services, Inc.

Pace Analytical Services, Inc.
1700 Elm Street - Suite 200
Minneapolis, MN 55414

Tel: 612-607-1700
Fax: 612- 607-6444

Method 8290 Sample Analysis Results

Client - PASI Seattle

Client's Sample ID	SPL-12-5		
Lab Sample ID	255708005		
Filename	U101124A_11		
Injected By	SMT		
Total Amount Extracted	11.1 g	Matrix	Solid
% Moisture	8.8	Dilution	NA
Dry Weight Extracted	10.1 g	Collected	11/11/2010 08:15
ICAL ID	U100929	Received	11/13/2010 11:24
CCal Filename(s)	U101124A_01 & U101124A_17	Extracted	11/22/2010 13:45
Method Blank ID	BLANK-27052	Analyzed	11/24/2010 20:15

Native Isomers	Conc ng/Kg	EMPC ng/Kg	EDL ng/Kg		Internal Standards	ng's Added	Percent Recovery
2,3,7,8-TCDF	0.40	-----	0.17	J	2,3,7,8-TCDF-13C	2.00	67
Total TCDF	6.40	-----	0.17	B	2,3,7,8-TCDD-13C	2.00	85
					1,2,3,7,8-PeCDF-13C	2.00	72
2,3,7,8-TCDD	ND	-----	0.16		2,3,4,7,8-PeCDF-13C	2.00	74
Total TCDD	1.40	-----	0.16	B	1,2,3,7,8-PeCDD-13C	2.00	89
					1,2,3,4,7,8-HxCDF-13C	2.00	72
1,2,3,7,8-PeCDF	0.30	-----	0.20	BJ	1,2,3,6,7,8-HxCDF-13C	2.00	72
2,3,4,7,8-PeCDF	0.55	-----	0.25	J	2,3,4,6,7,8-HxCDF-13C	2.00	70
Total PeCDF	4.60	-----	0.23	J	1,2,3,7,8,9-HxCDF-13C	2.00	68
					1,2,3,4,7,8-HxCDD-13C	2.00	84
1,2,3,7,8-PeCDD	0.36	-----	0.16	J	1,2,3,6,7,8-HxCDD-13C	2.00	83
Total PeCDD	1.90	-----	0.16	J	1,2,3,4,6,7,8-HpCDF-13C	2.00	77
					1,2,3,4,7,8,9-HpCDF-13C	2.00	77
1,2,3,4,7,8-HxCDF	-----	0.82	0.14	P	1,2,3,4,6,7,8-HpCDD-13C	2.00	89
1,2,3,6,7,8-HxCDF	0.39	-----	0.15	BJ	OCDD-13C	4.00	69
2,3,4,6,7,8-HxCDF	-----	0.29	0.14	I			
1,2,3,7,8,9-HxCDF	-----	0.19	0.14	I	1,2,3,4-TCDD-13C	2.00	NA
Total HxCDF	4.30	-----	0.14	BJ	1,2,3,7,8,9-HxCDD-13C	2.00	NA
1,2,3,4,7,8-HxCDD	-----	0.22	0.16	I	2,3,7,8-TCDD-37Cl4	0.20	84
1,2,3,6,7,8-HxCDD	0.73	-----	0.11	BJ			
1,2,3,7,8,9-HxCDD	0.44	-----	0.19	J			
Total HxCDD	5.90	-----	0.15				
1,2,3,4,6,7,8-HpCDF	5.70	-----	0.23		Total 2,3,7,8-TCDD		
1,2,3,4,7,8,9-HpCDF	0.64	-----	0.16	BJ	Equivalence: 1.2 ng/Kg		
Total HpCDF	24.00	-----	0.19		(Using 2005 WHO Factors - Using PRL/2 where ND)		
1,2,3,4,6,7,8-HpCDD	20.00	-----	0.23				
Total HpCDD	36.00	-----	0.23				
OCDF	31.00	-----	0.21				
OCDD	270.00	-----	0.43				

Conc = Concentration (Totals include 2,3,7,8-substituted isomers).
EMPC = Estimated Maximum Possible Concentration
EDL = Estimated Detection Limit

ND = Not Detected
NA = Not Applicable
NC = Not Calculated

Results reported on a dry weight basis and are valid to no more than 2 significant figures.
J = Estimated value
B = Less than 10x higher than method blank level
P = PCDE Interference
I = Interference present

REPORT OF LABORATORY ANALYSIS

This report shall not be reproduced, except in full,
without the written consent of Pace Analytical Services, Inc.

Pace Analytical Services, Inc.
1700 Elm Street - Suite 200
Minneapolis, MN 55414

Tel: 612-607-1700
Fax: 612- 607-6444

Method 8290 Sample Analysis Results

Client - PASI Seattle

Client's Sample ID	SPL-12-6		
Lab Sample ID	255708006		
Filename	U101124A_12		
Injected By	SMT		
Total Amount Extracted	11.5 g	Matrix	Solid
% Moisture	8.6	Dilution	NA
Dry Weight Extracted	10.5 g	Collected	11/11/2010 08:30
ICAL ID	U100929	Received	11/13/2010 11:24
CCal Filename(s)	U101124A_01 & U101124A_17	Extracted	11/22/2010 13:45
Method Blank ID	BLANK-27052	Analyzed	11/24/2010 21:00

Native Isomers	Conc ng/Kg	EMPC ng/Kg	EDL ng/Kg		Internal Standards	ng's Added	Percent Recovery
2,3,7,8-TCDF	0.450	-----	0.160	J	2,3,7,8-TCDF-13C	2.00	71
Total TCDF	5.300	-----	0.160	B	2,3,7,8-TCDD-13C	2.00	91
					1,2,3,7,8-PeCDF-13C	2.00	73
2,3,7,8-TCDD	0.094	-----	0.093	J	2,3,4,7,8-PeCDF-13C	2.00	74
Total TCDD	2.500	-----	0.093		1,2,3,7,8-PeCDD-13C	2.00	88
					1,2,3,4,7,8-HxCDF-13C	2.00	73
1,2,3,7,8-PeCDF	0.360	-----	0.150	BJ	1,2,3,6,7,8-HxCDF-13C	2.00	75
2,3,4,7,8-PeCDF	0.850	-----	0.200	J	2,3,4,6,7,8-HxCDF-13C	2.00	72
Total PeCDF	6.500	-----	0.170		1,2,3,7,8,9-HxCDF-13C	2.00	72
					1,2,3,4,7,8-HxCDD-13C	2.00	85
1,2,3,7,8-PeCDD	0.330	-----	0.150	J	1,2,3,6,7,8-HxCDD-13C	2.00	86
Total PeCDD	4.000	-----	0.150	J	1,2,3,4,6,7,8-HpCDF-13C	2.00	81
					1,2,3,4,7,8,9-HpCDF-13C	2.00	82
1,2,3,4,7,8-HxCDF	1.200	-----	0.160	J	1,2,3,4,6,7,8-HpCDD-13C	2.00	94
1,2,3,6,7,8-HxCDF	-----	0.38	0.140	I	OCDD-13C	4.00	77
2,3,4,6,7,8-HxCDF	-----	0.32	0.140	I			
1,2,3,7,8,9-HxCDF	-----	0.28	0.100	I	1,2,3,4-TCDD-13C	2.00	NA
Total HxCDF	4.700	-----	0.140	BJ	1,2,3,7,8,9-HxCDD-13C	2.00	NA
1,2,3,4,7,8-HxCDD	0.370	-----	0.150	J	2,3,7,8-TCDD-37Cl4	0.20	86
1,2,3,6,7,8-HxCDD	1.500	-----	0.150	BJ			
1,2,3,7,8,9-HxCDD	0.580	-----	0.140	J			
Total HxCDD	12.000	-----	0.150				
1,2,3,4,6,7,8-HpCDF	7.900	-----	0.180		Total 2,3,7,8-TCDD		
1,2,3,4,7,8,9-HpCDF	0.540	-----	0.200	BJ	Equivalence: 1.8 ng/Kg		
Total HpCDF	30.000	-----	0.190		(Using 2005 WHO Factors - Using PRL/2 where ND)		
1,2,3,4,6,7,8-HpCDD	44.000	-----	0.280				
Total HpCDD	81.000	-----	0.280				
OCDF	33.000	-----	0.200				
OCDD	530.000	-----	0.820				

Conc = Concentration (Totals include 2,3,7,8-substituted isomers).
EMPC = Estimated Maximum Possible Concentration
EDL = Estimated Detection Limit

ND = Not Detected
NA = Not Applicable
NC = Not Calculated

Results reported on a dry weight basis and are valid to no more than 2 significant figures.
J = Estimated value
B = Less than 10x higher than method blank level
I = Interference present

REPORT OF LABORATORY ANALYSIS

This report shall not be reproduced, except in full,
without the written consent of Pace Analytical Services, Inc.

Pace Analytical Services, Inc.
1700 Elm Street - Suite 200
Minneapolis, MN 55414

Tel: 612-607-1700
Fax: 612- 607-6444

Method 8290 Sample Analysis Results

Client - PASI Seattle

Client's Sample ID	SPL-12-7		
Lab Sample ID	255708007		
Filename	U101124A_13		
Injected By	SMT		
Total Amount Extracted	11.4 g	Matrix	Solid
% Moisture	10.8	Dilution	NA
Dry Weight Extracted	10.2 g	Collected	11/11/2010 09:15
ICAL ID	U100929	Received	11/13/2010 11:24
CCal Filename(s)	U101124A_01 & U101124A_17	Extracted	11/22/2010 13:45
Method Blank ID	BLANK-27052	Analyzed	11/24/2010 21:45

Native Isomers	Conc ng/Kg	EMPC ng/Kg	EDL ng/Kg		Internal Standards	ng's Added	Percent Recovery
2,3,7,8-TCDF	0.36	-----	0.130	J	2,3,7,8-TCDF-13C	2.00	71
Total TCDF	4.00	-----	0.130	B	2,3,7,8-TCDD-13C	2.00	93
					1,2,3,7,8-PeCDF-13C	2.00	76
2,3,7,8-TCDD	ND	-----	0.084		2,3,4,7,8-PeCDF-13C	2.00	76
Total TCDD	0.50	-----	0.084	BJ	1,2,3,7,8-PeCDD-13C	2.00	93
					1,2,3,4,7,8-HxCDF-13C	2.00	73
1,2,3,7,8-PeCDF	0.20	-----	0.120	BJ	1,2,3,6,7,8-HxCDF-13C	2.00	74
2,3,4,7,8-PeCDF	0.39	-----	0.110	J	2,3,4,6,7,8-HxCDF-13C	2.00	73
Total PeCDF	4.00	-----	0.110	J	1,2,3,7,8,9-HxCDF-13C	2.00	71
					1,2,3,4,7,8-HxCDD-13C	2.00	85
1,2,3,7,8-PeCDD	0.24	-----	0.220	J	1,2,3,6,7,8-HxCDD-13C	2.00	88
Total PeCDD	3.00	-----	0.220	J	1,2,3,4,6,7,8-HpCDF-13C	2.00	82
					1,2,3,4,7,8,9-HpCDF-13C	2.00	79
1,2,3,4,7,8-HxCDF	0.24	-----	0.120	J	1,2,3,4,6,7,8-HpCDD-13C	2.00	96
1,2,3,6,7,8-HxCDF	-----	0.24	0.094	I	OCDD-13C	4.00	78
2,3,4,6,7,8-HxCDF	0.29	-----	0.098	BJ			
1,2,3,7,8,9-HxCDF	0.16	-----	0.110	BJ	1,2,3,4-TCDD-13C	2.00	NA
Total HxCDF	2.90	-----	0.110	BJ	1,2,3,7,8,9-HxCDD-13C	2.00	NA
1,2,3,4,7,8-HxCDD	0.26	-----	0.110	J	2,3,7,8-TCDD-37Cl4	0.20	88
1,2,3,6,7,8-HxCDD	0.57	-----	0.150	BJ			
1,2,3,7,8,9-HxCDD	0.35	-----	0.092	J			
Total HxCDD	4.80	-----	0.120	J			
1,2,3,4,6,7,8-HpCDF	3.30	-----	0.150	J	Total 2,3,7,8-TCDD		
1,2,3,4,7,8,9-HpCDF	0.39	-----	0.140	BJ	Equivalence: 0.84 ng/Kg		
Total HpCDF	15.00	-----	0.140		(Using 2005 WHO Factors - Using PRL/2 where ND)		
1,2,3,4,6,7,8-HpCDD	12.00	-----	0.200				
Total HpCDD	23.00	-----	0.200				
OCDF	11.00	-----	0.100				
OCDD	160.00	-----	0.270				

Conc = Concentration (Totals include 2,3,7,8-substituted isomers).
EMPC = Estimated Maximum Possible Concentration
EDL = Estimated Detection Limit

ND = Not Detected
NA = Not Applicable
NC = Not Calculated

Results reported on a dry weight basis and are valid to no more than 2 significant figures.
J = Estimated value
B = Less than 10x higher than method blank level
I = Interference present

REPORT OF LABORATORY ANALYSIS

This report shall not be reproduced, except in full,
without the written consent of Pace Analytical Services, Inc.

Pace Analytical Services, Inc.
1700 Elm Street - Suite 200
Minneapolis, MN 55414

Tel: 612-607-1700
Fax: 612- 607-6444

Method 8290 Blank Analysis Results

Lab Sample ID	BLANK-27052	Matrix	Solid
Filename	U101124A_08	Dilution	NA
Total Amount Extracted	10.1 g	Extracted	11/22/2010 13:45
ICAL ID	U100929	Analyzed	11/24/2010 18:00
CCal Filename(s)	U101124A_01 & U101124A_17	Injected By	SMT

Native Isomers	Conc ng/Kg	EMPC ng/Kg	EDL ng/Kg		Internal Standards	ng's Added	Percent Recovery
2,3,7,8-TCDF	ND	-----	0.130		2,3,7,8-TCDF-13C	2.00	65
Total TCDF	1.70	-----	0.130	J	2,3,7,8-TCDD-13C	2.00	78
					1,2,3,7,8-PeCDF-13C	2.00	68
2,3,7,8-TCDD	ND	-----	0.110		2,3,4,7,8-PeCDF-13C	2.00	71
Total TCDD	0.18	-----	0.110	J	1,2,3,7,8-PeCDD-13C	2.00	85
					1,2,3,4,7,8-HxCDF-13C	2.00	69
1,2,3,7,8-PeCDF	0.21	-----	0.160	J	1,2,3,6,7,8-HxCDF-13C	2.00	71
2,3,4,7,8-PeCDF	ND	-----	0.160		2,3,4,6,7,8-HxCDF-13C	2.00	68
Total PeCDF	0.21	-----	0.160	J	1,2,3,7,8,9-HxCDF-13C	2.00	64
					1,2,3,4,7,8-HxCDD-13C	2.00	80
1,2,3,7,8-PeCDD	ND	-----	0.190		1,2,3,6,7,8-HxCDD-13C	2.00	81
Total PeCDD	ND	-----	0.190		1,2,3,4,6,7,8-HpCDF-13C	2.00	74
					1,2,3,4,7,8,9-HpCDF-13C	2.00	72
1,2,3,4,7,8-HxCDF	-----	0.21	0.093	I	1,2,3,4,6,7,8-HpCDD-13C	2.00	84
1,2,3,6,7,8-HxCDF	0.20	-----	0.090	J	OCDD-13C	4.00	67
2,3,4,6,7,8-HxCDF	0.21	-----	0.096	J			
1,2,3,7,8,9-HxCDF	0.35	-----	0.110	J	1,2,3,4-TCDD-13C	2.00	NA
Total HxCDF	0.75	-----	0.097	J	1,2,3,7,8,9-HxCDD-13C	2.00	NA
1,2,3,4,7,8-HxCDD	-----	0.12	0.065	I	2,3,7,8-TCDD-37Cl4	0.20	76
1,2,3,6,7,8-HxCDD	0.18	-----	0.085	J			
1,2,3,7,8,9-HxCDD	-----	0.13	0.086	I			
Total HxCDD	0.18	-----	0.078	J			
1,2,3,4,6,7,8-HpCDF	-----	0.35	0.096	I	Total 2,3,7,8-TCDD		
1,2,3,4,7,8,9-HpCDF	0.37	-----	0.100	J	Equivalence: 0.30 ng/Kg		
Total HpCDF	0.37	-----	0.098	J	(Using 2005 WHO Factors - Using PRL/2 where ND)		
1,2,3,4,6,7,8-HpCDD	-----	0.31	0.092	I			
Total HpCDD	0.24	-----	0.092	J			
OCDF	1.00	-----	0.120	J			
OCDD	1.70	-----	0.095	J			

Conc = Concentration (Totals include 2,3,7,8-substituted isomers).
EMPC = Estimated Maximum Possible Concentration
EDL = Estimated Detection Limit

Results reported on a dry weight basis and are valid to no more than 2 significant figures.
J = Estimated value
I = Interference present

REPORT OF LABORATORY ANALYSIS

This report shall not be reproduced, except in full,
without the written consent of Pace Analytical Services, Inc.

Pace Analytical Services, Inc.
1700 Elm Street - Suite 200
Minneapolis, MN 55414

Tel: 612-607-1700
Fax: 612- 607-6444

Method 8290 Laboratory Control Spike Results

Lab Sample ID	LCS-27053		
Filename	U101124A_02	Matrix	Solid
Total Amount Extracted	10.2 g	Dilution	NA
ICAL ID	U100929	Extracted	11/22/2010 13:45
CCal Filename(s)	U101124A_01 & U101124A_17	Analyzed	11/24/2010 13:32
Method Blank ID	BLANK-27052	Injected By	SMT

Native Isomers	**Qs** (ng)	**Qm** (ng)	% Rec.	**Internal Standards**	**ng's Added**	**Percent Recovery**
2,3,7,8-TCDF	0.20	0.21	105	2,3,7,8-TCDF-13C	2.0	63
Total TCDF				2,3,7,8-TCDD-13C	2.0	76
				1,2,3,7,8-PeCDF-13C	2.0	69
2,3,7,8-TCDD	0.20	0.19	93	2,3,4,7,8-PeCDF-13C	2.0	72
Total TCDD				1,2,3,7,8-PeCDD-13C	2.0	85
				1,2,3,4,7,8-HxCDF-13C	2.0	71
1,2,3,7,8-PeCDF	1.0	1.0	102	1,2,3,6,7,8-HxCDF-13C	2.0	69
2,3,4,7,8-PeCDF	1.0	1.00	100	2,3,4,6,7,8-HxCDF-13C	2.0	68
Total PeCDF				1,2,3,7,8,9-HxCDF-13C	2.0	67
				1,2,3,4,7,8-HxCDD-13C	2.0	79
1,2,3,7,8-PeCDD	1.0	0.93	93	1,2,3,6,7,8-HxCDD-13C	2.0	80
Total PeCDD				1,2,3,4,6,7,8-HpCDF-13C	2.0	77
				1,2,3,4,7,8,9-HpCDF-13C	2.0	77
1,2,3,4,7,8-HxCDF	1.0	0.99	99	1,2,3,4,6,7,8-HpCDD-13C	2.0	88
1,2,3,6,7,8-HxCDF	1.0	1.1	106	OCDD-13C	4.0	74
2,3,4,6,7,8-HxCDF	1.0	1.0	104			
1,2,3,7,8,9-HxCDF	1.0	1.0	103	1,2,3,4-TCDD-13C	2.0	NA
Total HxCDF				1,2,3,7,8,9-HxCDD-13C	2.0	NA
1,2,3,4,7,8-HxCDD	1.0	0.96	96	2,3,7,8-TCDD-37Cl4	0.20	73
1,2,3,6,7,8-HxCDD	1.0	0.99	99			
1,2,3,7,8,9-HxCDD	1.0	1.00	100			
Total HxCDD						
1,2,3,4,6,7,8-HpCDF	1.0	1.0	104			
1,2,3,4,7,8,9-HpCDF	1.0	1.0	104			
Total HpCDF						
1,2,3,4,6,7,8-HpCDD	1.0	0.94	94			
Total HpCDD						
OCDF	2.0	2.0	102			
OCDD	2.0	2.1	106			

Qs = Quantity Spiked
Qm = Quantity Measured
Rec. = Recovery (Expressed as Percent)
R = Recovery outside of target range

Y = RF averaging used in calculations
Nn = Value obtained from additional analysis
NA = Not Applicable
* = See Discussion

REPORT OF LABORATORY ANALYSIS

This report shall not be reproduced, except in full,
without the written consent of Pace Analytical Services, Inc.

Pace Analytical Services, Inc.
1700 Elm Street - Suite 200
Minneapolis, MN 55414

Tel: 612-607-1700
Fax: 612- 607-6444

Method 8290 Spiked Sample Report

Client - PASI Seattle

Client's Sample ID	SPL-12-1-MS		
Lab Sample ID	255708001-MS		
Filename	U101124A_03	Matrix	Solid
Total Amount Extracted	11.1 g	Dilution	NA
ICAL ID	U100929	Extracted	11/22/2010 13:45
CCal Filename(s)	U101124A_01 & U101124A_17	Analyzed	11/24/2010 14:15
Method Blank ID	BLANK-27052	Injected By	SMT

Native Isomers	**Qs** (ng)	**Qm** (ng)	% Rec.	**Internal Standards**	**ng's Added**	**Percent Recovery**
2,3,7,8-TCDF	0.20	0.23	113	2,3,7,8-TCDF-13C	2.00	67
				2,3,7,8-TCDD-13C	2.00	84
				1,2,3,7,8-PeCDF-13C	2.00	70
2,3,7,8-TCDD	0.20	0.19	94	2,3,4,7,8-PeCDF-13C	2.00	70
				1,2,3,7,8-PeCDD-13C	2.00	83
				1,2,3,4,7,8-HxCDF-13C	2.00	72
1,2,3,7,8-PeCDF	1.00	1.05	105	1,2,3,6,7,8-HxCDF-13C	2.00	72
2,3,4,7,8-PeCDF	1.00	1.01	101	2,3,4,6,7,8-HxCDF-13C	2.00	68
				1,2,3,7,8,9-HxCDF-13C	2.00	68
				1,2,3,4,7,8-HxCDD-13C	2.00	80
1,2,3,7,8-PeCDD	1.00	0.95	95	1,2,3,6,7,8-HxCDD-13C	2.00	82
				1,2,3,4,6,7,8-HpCDF-13C	2.00	72
				1,2,3,4,7,8,9-HpCDF-13C	2.00	73
1,2,3,4,7,8-HxCDF	1.00	1.06	106	1,2,3,4,6,7,8-HpCDD-13C	2.00	83
1,2,3,6,7,8-HxCDF	1.00	1.08	108	OCDD-13C	4.00	65
2,3,4,6,7,8-HxCDF	1.00	1.05	105			
1,2,3,7,8,9-HxCDF	1.00	1.07	107	1,2,3,4-TCDD-13C	2.00	NA
				1,2,3,7,8,9-HxCDD-13C	2.00	NA
1,2,3,4,7,8-HxCDD	1.00	1.00	100	2,3,7,8-TCDD-37Cl4	0.20	82
1,2,3,6,7,8-HxCDD	1.00	1.04	104			
1,2,3,7,8,9-HxCDD	1.00	1.02	102			
1,2,3,4,6,7,8-HpCDF	1.00	1.19	119			
1,2,3,4,7,8,9-HpCDF	1.00	1.06	106			
1,2,3,4,6,7,8-HpCDD	1.00	1.53	153			
OCDF	2.00	2.49	125			
OCDD	2.00	8.39	419			

Qs = Quantity Spiked Qm = Quantity Measured Rec. = Recovery (Expressed as Percent)

Results reported on a dry weight basis and are valid to no more than 2 significant figures.

REPORT OF LABORATORY ANALYSIS

This report shall not be reproduced, except in full,
without the written consent of Pace Analytical Services, Inc.

Pace Analytical Services, Inc.
1700 Elm Street - Suite 200
Minneapolis, MN 55414

Tel: 612-607-1700
Fax: 612- 607-6444

Method 8290 Spiked Sample Report

Client - PASI Seattle

Client's Sample ID	SPL-12-1-MSD		
Lab Sample ID	255708001-MSD		
Filename	U101124A_04	Matrix	Solid
Total Amount Extracted	11.2 g	Dilution	NA
ICAL ID	U100929	Extracted	11/22/2010 13:45
CCal Filename(s)	U101124A_01 & U101124A_17	Analyzed	11/24/2010 15:00
Method Blank ID	BLANK-27052	Injected By	SMT

Native Isomers	**Qs** (ng)	**Qm** (ng)	% Rec.	**Internal Standards**	**ng's Added**	**Percent Recovery**
2,3,7,8-TCDF	0.20	0.22	108	2,3,7,8-TCDF-13C	2.00	73
				2,3,7,8-TCDD-13C	2.00	94
				1,2,3,7,8-PeCDF-13C	2.00	74
2,3,7,8-TCDD	0.20	0.18	88	2,3,4,7,8-PeCDF-13C	2.00	75
				1,2,3,7,8-PeCDD-13C	2.00	89
				1,2,3,4,7,8-HxCDF-13C	2.00	73
1,2,3,7,8-PeCDF	1.00	0.98	98	1,2,3,6,7,8-HxCDF-13C	2.00	74
2,3,4,7,8-PeCDF	1.00	0.97	97	2,3,4,6,7,8-HxCDF-13C	2.00	72
				1,2,3,7,8,9-HxCDF-13C	2.00	70
				1,2,3,4,7,8-HxCDD-13C	2.00	83
1,2,3,7,8-PeCDD	1.00	0.90	90	1,2,3,6,7,8-HxCDD-13C	2.00	84
				1,2,3,4,6,7,8-HpCDF-13C	2.00	77
				1,2,3,4,7,8,9-HpCDF-13C	2.00	77
1,2,3,4,7,8-HxCDF	1.00	1.00	100	1,2,3,4,6,7,8-HpCDD-13C	2.00	88
1,2,3,6,7,8-HxCDF	1.00	1.02	102	OCDD-13C	4.00	73
2,3,4,6,7,8-HxCDF	1.00	1.00	100			
1,2,3,7,8,9-HxCDF	1.00	1.00	100	1,2,3,4-TCDD-13C	2.00	NA
				1,2,3,7,8,9-HxCDD-13C	2.00	NA
1,2,3,4,7,8-HxCDD	1.00	0.93	93	2,3,7,8-TCDD-37Cl4	0.20	87
1,2,3,6,7,8-HxCDD	1.00	0.98	98			
1,2,3,7,8,9-HxCDD	1.00	0.96	96			
1,2,3,4,6,7,8-HpCDF	1.00	1.10	110			
1,2,3,4,7,8,9-HpCDF	1.00	0.99	99			
1,2,3,4,6,7,8-HpCDD	1.00	1.29	129			
OCDF	2.00	2.26	113			
OCDD	2.00	6.43	322			

Qs = Quantity Spiked Qm = Quantity Measured Rec. = Recovery (Expressed as Percent)

Results reported on a dry weight basis and are valid to no more than 2 significant figures.

REPORT OF LABORATORY ANALYSIS

This report shall not be reproduced, except in full,
without the written consent of Pace Analytical Services, Inc.

Pace Analytical Services, Inc.
1700 Elm Street - Suite 200
Minneapolis, MN 55414

Tel: 612-607-1700
Fax: 612- 607-6444

Method 8290 Spike Sample Results

Client - PASI Seattle

Client Sample ID	SPL-12-1			Dry Weights	
Lab Sample ID	255708001	Sample Filename	U101124A_09	Sample Amount	10.2 g
MS ID	255708001-MS	MS Filename	U101124A_03	MS Amount	10.1 g
MSD ID	255708001-MSD	MSD Filename	U101124A_04	MSD Amount	10.2 g

Analyte	Sample Conc. ng/Kg	MS/MSD Qs (ng)	MS Qm (ng)	MSD Qm (ng)	RPD	Background Subtracted MS % Rec.	MSD % Rec.	RPD
2,3,7,8-TCDF	0.623	0.20	0.23	0.22	4.6	110	105	4.8
2,3,7,8-TCDD	0.000	0.20	0.19	0.18	6.7	94	87	6.7
1,2,3,7,8-PeCDF	0.000	1.00	1.05	0.98	6.0	104	98	6.1
2,3,4,7,8-PeCDF	0.000	1.00	1.01	0.97	4.2	100	96	4.3
1,2,3,7,8-PeCDD	0.000	1.00	0.95	0.90	5.6	95	89	5.7
1,2,3,4,7,8-HxCDF	0.408	1.00	1.06	1.00	5.1	105	100	5.1
1,2,3,6,7,8-HxCDF	0.500	1.00	1.08	1.02	5.6	107	101	5.6
2,3,4,6,7,8-HxCDF	0.000	1.00	1.05	1.00	5.0	105	100	5.0
1,2,3,7,8,9-HxCDF	0.000	1.00	1.07	1.00	6.3	107	100	6.3
1,2,3,4,7,8-HxCDD	0.473	1.00	1.00	0.93	7.6	99	92	7.7
1,2,3,6,7,8-HxCDD	1.325	1.00	1.04	0.98	5.2	102	97	5.2
1,2,3,7,8,9-HxCDD	0.782	1.00	1.02	0.96	6.3	101	95	6.4
1,2,3,4,6,7,8-HpCDF	6.200	1.00	1.19	1.10	7.8	113	104	8.4
1,2,3,4,7,8,9-HpCDF	0.535	1.00	1.06	0.99	6.2	105	99	6.3
1,2,3,4,6,7,8-HpCDD	27.221	1.00	1.53	1.29	17.3	126	101	21.8
OCDF	21.845	2.00	2.49	2.26	10.0	114	102	11.1
OCDD	331.572	2.00	8.39	6.43	26.4	252	153	48.9

Definitions

MS = Matrix Spike
MSD = Matrix Spike Duplicate
Qm = Quantity Measured
Qs = Quantity Spiked
% Rec. = Percent Recovery
RPD = Relative Percent Difference
NA = Not Applicable
NC = Not Calculated

CDD = Chlorinated dibenzo-p-dioxin
CDF = Chlorinated dibenzo-p-furan
T = Tetra
Pe = Penta
Hx = Hexa
Hp = Hepta
O = Octa

Pace Analytical Services, Inc.
940 South Harney
Seattle, WA 98108
(206)767-5060

December 17, 2010

Joshua Johnson
Brown & Caldwell
724 Columbia St. NW#420
Olympia, WA 98501

RE: Project: East Bay Redevelopment 138130
Pace Project No.: 255893

Dear Joshua Johnson:
Enclosed are the analytical results for sample(s) received by the laboratory on December 03, 2010. The results relate only to the samples included in this report. Results reported herein conform to the most current NELAC standards, where applicable, unless otherwise narrated in the body of the report.

If you have any questions concerning this report, please feel free to contact me.

Sincerely,

Jennifer Gross

jennifer.gross@pacelabs.com
Project Manager

Enclosures

cc: John Turk, Brown & Caldwell

This report shall not be reproduced, except in full,
without the written consent of Pace Analytical Services, Inc..

Pace Analytical Services, Inc.
940 South Harney
Seattle, WA 98108
(206)767-5060

CERTIFICATIONS

Project: East Bay Redevelopment 138130
Pace Project No.: 255893

Minnesota Certification IDs

1700 Elm Street SE Suite 200, Minneapolis, MN 55414
Alaska Certification #: UST-078
Alaska Certification #MN00064
Arizona Certification #: AZ-0014
Arkansas Certification #: 88-0680
California Certification #: 01155CA
EPA Region 8 Certification #: Pace
Florida/NELAP Certification #: E87605
Georgia Certification #: 959
Idaho Certification #: MN00064
Illinois Certification #: 200011
Iowa Certification #: 368
Kansas Certification #: E-10167
Louisiana Certification #: 03086
Louisiana Certification #: LA080009
Maine Certification #: 2007029
Maryland Certification #: 322
Michigan DEQ Certification #: 9909
Minnesota Certification #: 027-053-137
Mississippi Certification #: Pace
Montana Certification #: MT CERT0092
Nevada Certification #: MN_00064
Nebraska Certification #: Pace
New Jersey Certification #: MN-002
New Mexico Certification #: Pace
New York Certification #: 11647
North Carolina Certification #: 530
North Dakota Certification #: R-036
North Dakota Certification #: R-036A
Ohio VAP Certification #: CL101
Oklahoma Certification #: D9921
Oklahoma Certification #: 9507
Oregon Certification #: MN200001
Pennsylvania Certification #: 68-00563
Puerto Rico Certification
Tennessee Certification #: 02818
Texas Certification #: T104704192
Washington Certification #: C754
Wisconsin Certification #: 999407970

Washington Certification IDs

940 South Harney Street, Seattle, WA 98108
Alaska CS Certification #: UST-025
Alaska Drinking Water VOC Certification #: WA01230
Alaska Drinking Water Micro Certification #: WA01230
California Certification #: 01153CA
Florida/NELAP Certification #: E87617
Oregon Certification #: WA200007
Washington Certification #: C1229

This report shall not be reproduced, except in full,
without the written consent of Pace Analytical Services, Inc..

Pace Analytical Services, Inc.
940 South Harney
Seattle, WA 98108
(206)767-5060

SAMPLE ANALYTE COUNT

Project: East Bay Redevelopment 138130
Pace Project No.: 255893

Lab ID	Sample ID	Method	Analysts	Analytes Reported	Laboratory
255893001	**SPL-13-1**	NWTPH-Dx	AY1	4	PASI-S
		NWTPH-Gx	AY1	3	PASI-S
		EPA 6020	RJS	5	PASI-M
		EPA 8270 by SIM	ERB	20	PASI-S
		EPA 8260	LPM	8	PASI-S
		ASTM D2974-87	KJ1	1	PASI-S
255893002	**SPL-13-2**	NWTPH-Dx	AY1	4	PASI-S
		NWTPH-Gx	AY1	3	PASI-S
		EPA 6020	RJS	5	PASI-M
		EPA 8270 by SIM	ERB	20	PASI-S
		EPA 8260	LPM	8	PASI-S
		ASTM D2974-87	KJ1	1	PASI-S
255893003	**SPL-13-3**	NWTPH-Dx	AY1	4	PASI-S
		NWTPH-Gx	AY1	3	PASI-S
		EPA 6020	RJS	5	PASI-M
		EPA 8270 by SIM	ERB	20	PASI-S
		EPA 8260	LPM	8	PASI-S
		ASTM D2974-87	KJ1	1	PASI-S
255893004	**SPL-13-4**	NWTPH-Dx	AY1	4	PASI-S
		NWTPH-Gx	AY1	3	PASI-S
		EPA 6020	RJS	5	PASI-M
		EPA 8270 by SIM	ERB	20	PASI-S
		EPA 8260	LPM	8	PASI-S
		ASTM D2974-87	KJ1	1	PASI-S
255893005	**SPL-13-5**	NWTPH-Dx	AY1	4	PASI-S
		NWTPH-Gx	AY1	3	PASI-S
		EPA 6020	RJS	5	PASI-M
		EPA 8270 by SIM	ERB	20	PASI-S
		EPA 8260	LPM	8	PASI-S
		ASTM D2974-87	KJ1	1	PASI-S
255893006	**SPL-13-6**	NWTPH-Dx	AY1	4	PASI-S
		NWTPH-Gx	AY1	3	PASI-S
		EPA 6020	RJS	5	PASI-M
		EPA 8270 by SIM	ERB	20	PASI-S
		EPA 8260	LPM	8	PASI-S
		ASTM D2974-87	KJ1	1	PASI-S
255893007	**SPL-13-7**	NWTPH-Dx	AY1	4	PASI-S

This report shall not be reproduced, except in full,
without the written consent of Pace Analytical Services, Inc..

Pace Analytical Services, Inc.
940 South Harney
Seattle, WA 98108
(206)767-5060

SAMPLE ANALYTE COUNT

Project: East Bay Redevelopment 138130
Pace Project No.: 255893

Lab ID	Sample ID	Method	Analysts	Analytes Reported	Laboratory
		NWTPH-Gx	AY1	3	PASI-S
		EPA 6020	RJS	5	PASI-M
		EPA 8270 by SIM	ERB	20	PASI-S
		EPA 8260	LPM	8	PASI-S
		ASTM D2974-87	KJ1	1	PASI-S
255893008	**TB-1318560**	NWTPH-Gx	AY1	3	PASI-S
		EPA 8260	LPM	8	PASI-S

This report shall not be reproduced, except in full,
without the written consent of Pace Analytical Services, Inc..

Pace Analytical Services, Inc.
940 South Harney
Seattle, WA 98108
(206)767-5060

ANALYTICAL RESULTS

Project: East Bay Redevelopment 138130
Pace Project No.: 255893

Sample: SPL-13-1 **Lab ID: 255893001** Collected: 12/03/10 13:10 Received: 12/03/10 16:10 Matrix: Solid

Results reported on a "dry-weight" basis

Parameters	Results	Units	Report Limit	DF	Prepared	Analyzed	CAS No.	Qual
NWTPH-Dx GCS SG	Analytical Method: NWTPH-Dx Preparation Method: EPA 3546							
Diesel Range SG	ND	mg/kg	20.7	1	12/08/10 12:45	12/10/10 19:10		
Motor Oil Range SG	ND	mg/kg	83.0	1	12/08/10 12:45	12/10/10 19:10	64742-65-0	
n-Octacosane (S) SG	97	%	50-150	1	12/08/10 12:45	12/10/10 19:10	630-02-4	
o-Terphenyl (S) SG	82	%	50-150	1	12/08/10 12:45	12/10/10 19:10	84-15-1	
NWTPH-Gx GCV	Analytical Method: NWTPH-Gx Preparation Method: NWTPH-Gx							
Gasoline Range Organics	ND	mg/kg	6.6	1	12/09/10 10:00	12/09/10 15:42		
a,a,a-Trifluorotoluene (S)	99	%	50-150	1	12/09/10 10:00	12/09/10 15:42	98-08-8	
4-Bromofluorobenzene (S)	97	%	50-150	1	12/09/10 10:00	12/09/10 15:42	460-00-4	
6020 MET ICPMS	Analytical Method: EPA 6020							
Arsenic	**5.5**	mg/kg	0.44	20	12/08/10 16:42	12/16/10 00:00	7440-38-2	
Cadmium	**0.092**	mg/kg	0.071	20	12/08/10 16:42	12/16/10 00:00	7440-43-9	
Copper	**18.5**	mg/kg	0.44	20	12/08/10 16:42	12/16/10 00:00	7440-50-8	
Lead	**7.4**	mg/kg	0.44	20	12/08/10 16:42	12/16/10 00:00	7439-92-1	
Nickel	**29.9**	mg/kg	0.44	20	12/08/10 16:42	12/16/10 00:00	7440-02-0	
8270 MSSV PAH by SIM	Analytical Method: EPA 8270 by SIM Preparation Method: EPA 3546							
Acenaphthene	ND	ug/kg	7.4	1	12/08/10 12:10	12/09/10 19:10	83-32-9	
Acenaphthylene	ND	ug/kg	7.4	1	12/08/10 12:10	12/09/10 19:10	208-96-8	
Anthracene	**13.1**	ug/kg	7.4	1	12/08/10 12:10	12/09/10 19:10	120-12-7	
Benzo(a)anthracene	**19.4**	ug/kg	7.4	1	12/08/10 12:10	12/09/10 19:10	56-55-3	
Benzo(a)pyrene	**23.4**	ug/kg	7.4	1	12/08/10 12:10	12/09/10 19:10	50-32-8	
Benzo(b)fluoranthene	**13.9**	ug/kg	7.4	1	12/08/10 12:10	12/09/10 19:10	205-99-2	
Benzo(g,h,i)perylene	**17.4**	ug/kg	7.4	1	12/08/10 12:10	12/09/10 19:10	191-24-2	
Benzo(k)fluoranthene	**16.7**	ug/kg	7.4	1	12/08/10 12:10	12/09/10 19:10	207-08-9	
Chrysene	**23.8**	ug/kg	7.4	1	12/08/10 12:10	12/09/10 19:10	218-01-9	
Dibenz(a,h)anthracene	ND	ug/kg	7.4	1	12/08/10 12:10	12/09/10 19:10	53-70-3	
Fluoranthene	**32.6**	ug/kg	7.4	1	12/08/10 12:10	12/09/10 19:10	206-44-0	
Fluorene	ND	ug/kg	7.4	1	12/08/10 12:10	12/09/10 19:10	86-73-7	
Indeno(1,2,3-cd)pyrene	**11.0**	ug/kg	7.4	1	12/08/10 12:10	12/09/10 19:10	193-39-5	
1-Methylnaphthalene	**14.2**	ug/kg	7.4	1	12/08/10 12:10	12/09/10 19:10	90-12-0	
2-Methylnaphthalene	**27.1**	ug/kg	7.4	1	12/08/10 12:10	12/09/10 19:10	91-57-6	
Naphthalene	**10.8**	ug/kg	7.4	1	12/08/10 12:10	12/09/10 19:10	91-20-3	
Phenanthrene	**40.0**	ug/kg	7.4	1	12/08/10 12:10	12/09/10 19:10	85-01-8	
Pyrene	**51.0**	ug/kg	7.4	1	12/08/10 12:10	12/09/10 19:10	129-00-0	
2-Fluorobiphenyl (S)	65	%	31-131	1	12/08/10 12:10	12/09/10 19:10	321-60-8	
Terphenyl-d14 (S)	71	%	30-133	1	12/08/10 12:10	12/09/10 19:10	1718-51-0	
8260/5035A Volatile Organics	Analytical Method: EPA 8260							
Benzene	ND	ug/kg	3.5	1		12/07/10 12:57	71-43-2	
Ethylbenzene	ND	ug/kg	3.5	1		12/07/10 12:57	100-41-4	
Toluene	ND	ug/kg	3.5	1		12/07/10 12:57	108-88-3	
Xylene (Total)	ND	ug/kg	10.5	1		12/07/10 12:57	1330-20-7	
Dibromofluoromethane (S)	106	%	80-136	1		12/07/10 12:57	1868-53-7	

This report shall not be reproduced, except in full,
without the written consent of Pace Analytical Services, Inc..

Pace Analytical Services, Inc.
940 South Harney
Seattle, WA 98108
(206)767-5060

ANALYTICAL RESULTS

Project: East Bay Redevelopment 138130
Pace Project No.: 255893

Sample: SPL-13-1 **Lab ID: 255893001** Collected: 12/03/10 13:10 Received: 12/03/10 16:10 Matrix: Solid

Results reported on a "dry-weight" basis

Parameters	Results	Units	Report Limit	DF	Prepared	Analyzed	CAS No.	Qual
8260/5035A Volatile Organics	Analytical Method: EPA 8260							
Toluene-d8 (S)	107	%	80-120	1		12/07/10 12:57	2037-26-5	
4-Bromofluorobenzene (S)	115	%	72-122	1		12/07/10 12:57	460-00-4	
1,2-Dichloroethane-d4 (S)	111	%	80-143	1		12/07/10 12:57	17060-07-0	
Percent Moisture	Analytical Method: ASTM D2974-87							
Percent Moisture	**9.5**	%	0.10	1		12/06/10 17:18		

Sample: SPL-13-2 **Lab ID: 255893002** Collected: 12/03/10 13:15 Received: 12/03/10 16:10 Matrix: Solid

Results reported on a "dry-weight" basis

Parameters	Results	Units	Report Limit	DF	Prepared	Analyzed	CAS No.	Qual
NWTPH-Dx GCS SG	Analytical Method: NWTPH-Dx Preparation Method: EPA 3546							
Diesel Range SG	ND	mg/kg	21.0	1	12/08/10 12:45	12/10/10 20:20		
Motor Oil Range SG	ND	mg/kg	83.8	1	12/08/10 12:45	12/10/10 20:20	64742-65-0	
n-Octacosane (S) SG	95	%	50-150	1	12/08/10 12:45	12/10/10 20:20	630-02-4	
o-Terphenyl (S) SG	81	%	50-150	1	12/08/10 12:45	12/10/10 20:20	84-15-1	
NWTPH-Gx GCV	Analytical Method: NWTPH-Gx Preparation Method: NWTPH-Gx							
Gasoline Range Organics	ND	mg/kg	5.4	1	12/09/10 10:00	12/09/10 16:05		
a,a,a-Trifluorotoluene (S)	91	%	50-150	1	12/09/10 10:00	12/09/10 16:05	98-08-8	
4-Bromofluorobenzene (S)	73	%	50-150	1	12/09/10 10:00	12/09/10 16:05	460-00-4	
6020 MET ICPMS	Analytical Method: EPA 6020							
Arsenic	**4.4**	mg/kg	0.39	20	12/08/10 16:42	12/16/10 00:10	7440-38-2	
Cadmium	**0.065**	mg/kg	0.063	20	12/08/10 16:42	12/16/10 00:10	7440-43-9	
Copper	**30.5**	mg/kg	0.39	20	12/08/10 16:42	12/16/10 00:10	7440-50-8	
Lead	**8.2**	mg/kg	0.39	20	12/08/10 16:42	12/16/10 00:10	7439-92-1	
Nickel	**27.7**	mg/kg	0.39	20	12/08/10 16:42	12/16/10 00:10	7440-02-0	
8270 MSSV PAH by SIM	Analytical Method: EPA 8270 by SIM Preparation Method: EPA 3546							
Acenaphthene	ND	ug/kg	7.3	1	12/08/10 12:10	12/09/10 19:25	83-32-9	
Acenaphthylene	ND	ug/kg	7.3	1	12/08/10 12:10	12/09/10 19:25	208-96-8	
Anthracene	**9.5**	ug/kg	7.3	1	12/08/10 12:10	12/09/10 19:25	120-12-7	
Benzo(a)anthracene	**8.9**	ug/kg	7.3	1	12/08/10 12:10	12/09/10 19:25	56-55-3	
Benzo(a)pyrene	**12.8**	ug/kg	7.3	1	12/08/10 12:10	12/09/10 19:25	50-32-8	
Benzo(b)fluoranthene	**11.3**	ug/kg	7.3	1	12/08/10 12:10	12/09/10 19:25	205-99-2	
Benzo(g,h,i)perylene	**9.5**	ug/kg	7.3	1	12/08/10 12:10	12/09/10 19:25	191-24-2	
Benzo(k)fluoranthene	**7.8**	ug/kg	7.3	1	12/08/10 12:10	12/09/10 19:25	207-08-9	
Chrysene	**12.6**	ug/kg	7.3	1	12/08/10 12:10	12/09/10 19:25	218-01-9	
Dibenz(a,h)anthracene	ND	ug/kg	7.3	1	12/08/10 12:10	12/09/10 19:25	53-70-3	
Fluoranthene	**13.3**	ug/kg	7.3	1	12/08/10 12:10	12/09/10 19:25	206-44-0	
Fluorene	ND	ug/kg	7.3	1	12/08/10 12:10	12/09/10 19:25	86-73-7	
Indeno(1,2,3-cd)pyrene	ND	ug/kg	7.3	1	12/08/10 12:10	12/09/10 19:25	193-39-5	

This report shall not be reproduced, except in full,
without the written consent of Pace Analytical Services, Inc..

Pace Analytical Services, Inc.
940 South Harney
Seattle, WA 98108
(206)767-5060

ANALYTICAL RESULTS

Project: East Bay Redevelopment 138130
Pace Project No.: 255893

Sample: SPL-13-2 **Lab ID: 255893002** Collected: 12/03/10 13:15 Received: 12/03/10 16:10 Matrix: Solid

Results reported on a "dry-weight" basis

Parameters	Results	Units	Report Limit	DF	Prepared	Analyzed	CAS No.	Qual
8270 MSSV PAH by SIM	Analytical Method: EPA 8270 by SIM Preparation Method: EPA 3546							
1-Methylnaphthalene	**15.6**	ug/kg	7.3	1	12/08/10 12:10	12/09/10 19:25	90-12-0	
2-Methylnaphthalene	**25.9**	ug/kg	7.3	1	12/08/10 12:10	12/09/10 19:25	91-57-6	
Naphthalene	**11.8**	ug/kg	7.3	1	12/08/10 12:10	12/09/10 19:25	91-20-3	
Phenanthrene	**22.1**	ug/kg	7.3	1	12/08/10 12:10	12/09/10 19:25	85-01-8	
Pyrene	**24.6**	ug/kg	7.3	1	12/08/10 12:10	12/09/10 19:25	129-00-0	
2-Fluorobiphenyl (S)	59	%	31-131	1	12/08/10 12:10	12/09/10 19:25	321-60-8	
Terphenyl-d14 (S)	67	%	30-133	1	12/08/10 12:10	12/09/10 19:25	1718-51-0	
8260/5035A Volatile Organics	Analytical Method: EPA 8260							
Benzene	ND	ug/kg	3.6	1		12/07/10 13:15	71-43-2	
Ethylbenzene	ND	ug/kg	3.6	1		12/07/10 13:15	100-41-4	
Toluene	ND	ug/kg	3.6	1		12/07/10 13:15	108-88-3	
Xylene (Total)	ND	ug/kg	10.7	1		12/07/10 13:15	1330-20-7	
Dibromofluoromethane (S)	106	%	80-136	1		12/07/10 13:15	1868-53-7	
Toluene-d8 (S)	107	%	80-120	1		12/07/10 13:15	2037-26-5	
4-Bromofluorobenzene (S)	118	%	72-122	1		12/07/10 13:15	460-00-4	
1,2-Dichloroethane-d4 (S)	108	%	80-143	1		12/07/10 13:15	17060-07-0	
Percent Moisture	Analytical Method: ASTM D2974-87							
Percent Moisture	**9.3**	%	0.10	1		12/06/10 17:19		

Sample: SPL-13-3 **Lab ID: 255893003** Collected: 12/03/10 13:30 Received: 12/03/10 16:10 Matrix: Solid

Results reported on a "dry-weight" basis

Parameters	Results	Units	Report Limit	DF	Prepared	Analyzed	CAS No.	Qual
NWTPH-Dx GCS SG	Analytical Method: NWTPH-Dx Preparation Method: EPA 3546							
Diesel Range SG	ND	mg/kg	21.5	1	12/08/10 12:45	12/10/10 20:43		
Motor Oil Range SG	ND	mg/kg	85.8	1	12/08/10 12:45	12/10/10 20:43	64742-65-0	
n-Octacosane (S) SG	98	%	50-150	1	12/08/10 12:45	12/10/10 20:43	630-02-4	
o-Terphenyl (S) SG	83	%	50-150	1	12/08/10 12:45	12/10/10 20:43	84-15-1	
NWTPH-Gx GCV	Analytical Method: NWTPH-Gx Preparation Method: NWTPH-Gx							
Gasoline Range Organics	ND	mg/kg	6.3	1	12/09/10 10:00	12/09/10 16:29		
a,a,a-Trifluorotoluene (S)	97	%	50-150	1	12/09/10 10:00	12/09/10 16:29	98-08-8	
4-Bromofluorobenzene (S)	95	%	50-150	1	12/09/10 10:00	12/09/10 16:29	460-00-4	
6020 MET ICPMS	Analytical Method: EPA 6020							
Arsenic	**3.3**	mg/kg	0.38	20	12/08/10 16:42	12/16/10 00:32	7440-38-2	
Cadmium	**0.11**	mg/kg	0.061	20	12/08/10 16:42	12/16/10 00:32	7440-43-9	
Copper	**16.4**	mg/kg	0.38	20	12/08/10 16:42	12/16/10 00:32	7440-50-8	
Lead	**4.3**	mg/kg	0.38	20	12/08/10 16:42	12/16/10 00:32	7439-92-1	
Nickel	**29.2**	mg/kg	0.38	20	12/08/10 16:42	12/16/10 00:32	7440-02-0	

This report shall not be reproduced, except in full,
without the written consent of Pace Analytical Services, Inc..

Pace Analytical Services, Inc.
940 South Harney
Seattle, WA 98108
(206)767-5060

ANALYTICAL RESULTS

Project: East Bay Redevelopment 138130
Pace Project No.: 255893

Sample: SPL-13-3 **Lab ID: 255893003** Collected: 12/03/10 13:30 Received: 12/03/10 16:10 Matrix: Solid

Results reported on a "dry-weight" basis

Parameters	Results	Units	Report Limit	DF	Prepared	Analyzed	CAS No.	Qual
8270 MSSV PAH by SIM	Analytical Method: EPA 8270 by SIM Preparation Method: EPA 3546							
Acenaphthene	ND	ug/kg	7.3	1	12/08/10 12:10	12/09/10 19:41	83-32-9	
Acenaphthylene	ND	ug/kg	7.3	1	12/08/10 12:10	12/09/10 19:41	208-96-8	
Anthracene	ND	ug/kg	7.3	1	12/08/10 12:10	12/09/10 19:41	120-12-7	
Benzo(a)anthracene	**9.3**	ug/kg	7.3	1	12/08/10 12:10	12/09/10 19:41	56-55-3	
Benzo(a)pyrene	**12.5**	ug/kg	7.3	1	12/08/10 12:10	12/09/10 19:41	50-32-8	
Benzo(b)fluoranthene	**8.2**	ug/kg	7.3	1	12/08/10 12:10	12/09/10 19:41	205-99-2	
Benzo(g,h,i)perylene	**8.6**	ug/kg	7.3	1	12/08/10 12:10	12/09/10 19:41	191-24-2	
Benzo(k)fluoranthene	**10.0**	ug/kg	7.3	1	12/08/10 12:10	12/09/10 19:41	207-08-9	
Chrysene	**11.7**	ug/kg	7.3	1	12/08/10 12:10	12/09/10 19:41	218-01-9	
Dibenz(a,h)anthracene	ND	ug/kg	7.3	1	12/08/10 12:10	12/09/10 19:41	53-70-3	
Fluoranthene	**24.8**	ug/kg	7.3	1	12/08/10 12:10	12/09/10 19:41	206-44-0	
Fluorene	ND	ug/kg	7.3	1	12/08/10 12:10	12/09/10 19:41	86-73-7	
Indeno(1,2,3-cd)pyrene	ND	ug/kg	7.3	1	12/08/10 12:10	12/09/10 19:41	193-39-5	
1-Methylnaphthalene	ND	ug/kg	7.3	1	12/08/10 12:10	12/09/10 19:41	90-12-0	
2-Methylnaphthalene	ND	ug/kg	7.3	1	12/08/10 12:10	12/09/10 19:41	91-57-6	
Naphthalene	ND	ug/kg	7.3	1	12/08/10 12:10	12/09/10 19:41	91-20-3	
Phenanthrene	**18.8**	ug/kg	7.3	1	12/08/10 12:10	12/09/10 19:41	85-01-8	
Pyrene	**32.1**	ug/kg	7.3	1	12/08/10 12:10	12/09/10 19:41	129-00-0	
2-Fluorobiphenyl (S)	67	%	31-131	1	12/08/10 12:10	12/09/10 19:41	321-60-8	
Terphenyl-d14 (S)	77	%	30-133	1	12/08/10 12:10	12/09/10 19:41	1718-51-0	
8260/5035A Volatile Organics	Analytical Method: EPA 8260							
Benzene	ND	ug/kg	2.9	1		12/07/10 13:34	71-43-2	
Ethylbenzene	ND	ug/kg	2.9	1		12/07/10 13:34	100-41-4	
Toluene	ND	ug/kg	2.9	1		12/07/10 13:34	108-88-3	
Xylene (Total)	ND	ug/kg	8.7	1		12/07/10 13:34	1330-20-7	
Dibromofluoromethane (S)	82	%	80-136	1		12/07/10 13:34	1868-53-7	
Toluene-d8 (S)	108	%	80-120	1		12/07/10 13:34	2037-26-5	
4-Bromofluorobenzene (S)	108	%	72-122	1		12/07/10 13:34	460-00-4	
1,2-Dichloroethane-d4 (S)	96	%	80-143	1		12/07/10 13:34	17060-07-0	
Percent Moisture	Analytical Method: ASTM D2974-87							
Percent Moisture	**9.8**	%	0.10	1		12/06/10 17:20		

Sample: SPL-13-4 **Lab ID: 255893004** Collected: 12/03/10 14:00 Received: 12/03/10 16:10 Matrix: Solid

Results reported on a "dry-weight" basis

Parameters	Results	Units	Report Limit	DF	Prepared	Analyzed	CAS No.	Qual
NWTPH-Dx GCS SG	Analytical Method: NWTPH-Dx Preparation Method: EPA 3546							
Diesel Range SG	ND	mg/kg	26.0	1	12/08/10 12:45	12/10/10 21:07		
Motor Oil Range SG	ND	mg/kg	104	1	12/08/10 12:45	12/10/10 21:07	64742-65-0	
n-Octacosane (S) SG	91	%	50-150	1	12/08/10 12:45	12/10/10 21:07	630-02-4	
o-Terphenyl (S) SG	78	%	50-150	1	12/08/10 12:45	12/10/10 21:07	84-15-1	

This report shall not be reproduced, except in full,
without the written consent of Pace Analytical Services, Inc..

Pace Analytical Services, Inc.
940 South Harney
Seattle, WA 98108
(206)767-5060

ANALYTICAL RESULTS

Project: East Bay Redevelopment 138130
Pace Project No.: 255893

Sample: SPL-13-4 **Lab ID: 255893004** Collected: 12/03/10 14:00 Received: 12/03/10 16:10 Matrix: Solid

Results reported on a "dry-weight" basis

Parameters	Results	Units	Report Limit	DF	Prepared	Analyzed	CAS No.	Qual
NWTPH-Gx GCV	Analytical Method: NWTPH-Gx Preparation Method: NWTPH-Gx							
Gasoline Range Organics	ND	mg/kg	7.4	1	12/09/10 10:00	12/09/10 16:52		
a,a,a-Trifluorotoluene (S)	89	%	50-150	1	12/09/10 10:00	12/09/10 16:52	98-08-8	
4-Bromofluorobenzene (S)	88	%	50-150	1	12/09/10 10:00	12/09/10 16:52	460-00-4	
6020 MET ICPMS	Analytical Method: EPA 6020							
Arsenic	**4.4**	mg/kg	0.59	20	12/08/10 16:42	12/16/10 00:42	7440-38-2	
Cadmium	**0.29**	mg/kg	0.094	20	12/08/10 16:42	12/16/10 00:42	7440-43-9	
Copper	**28.1**	mg/kg	0.59	20	12/08/10 16:42	12/16/10 00:42	7440-50-8	
Lead	**9.6**	mg/kg	0.59	20	12/08/10 16:42	12/16/10 00:42	7439-92-1	
Nickel	**35.1**	mg/kg	0.59	20	12/08/10 16:42	12/16/10 00:42	7440-02-0	
8270 MSSV PAH by SIM	Analytical Method: EPA 8270 by SIM Preparation Method: EPA 3546							
Acenaphthene	**9.2**	ug/kg	8.7	1	12/08/10 12:10	12/09/10 19:57	83-32-9	
Acenaphthylene	ND	ug/kg	8.7	1	12/08/10 12:10	12/09/10 19:57	208-96-8	
Anthracene	ND	ug/kg	8.7	1	12/08/10 12:10	12/09/10 19:57	120-12-7	
Benzo(a)anthracene	**8.9**	ug/kg	8.7	1	12/08/10 12:10	12/09/10 19:57	56-55-3	
Benzo(a)pyrene	**10**	ug/kg	8.7	1	12/08/10 12:10	12/09/10 19:57	50-32-8	
Benzo(b)fluoranthene	**10.3**	ug/kg	8.7	1	12/08/10 12:10	12/09/10 19:57	205-99-2	
Benzo(g,h,i)perylene	ND	ug/kg	8.7	1	12/08/10 12:10	12/09/10 19:57	191-24-2	
Benzo(k)fluoranthene	ND	ug/kg	8.7	1	12/08/10 12:10	12/09/10 19:57	207-08-9	
Chrysene	**18.6**	ug/kg	8.7	1	12/08/10 12:10	12/09/10 19:57	218-01-9	
Dibenz(a,h)anthracene	ND	ug/kg	8.7	1	12/08/10 12:10	12/09/10 19:57	53-70-3	
Fluoranthene	**39.8**	ug/kg	8.7	1	12/08/10 12:10	12/09/10 19:57	206-44-0	
Fluorene	**10.8**	ug/kg	8.7	1	12/08/10 12:10	12/09/10 19:57	86-73-7	
Indeno(1,2,3-cd)pyrene	ND	ug/kg	8.7	1	12/08/10 12:10	12/09/10 19:57	193-39-5	
1-Methylnaphthalene	**23.6**	ug/kg	8.7	1	12/08/10 12:10	12/09/10 19:57	90-12-0	
2-Methylnaphthalene	**39.7**	ug/kg	8.7	1	12/08/10 12:10	12/09/10 19:57	91-57-6	
Naphthalene	**16.5**	ug/kg	8.7	1	12/08/10 12:10	12/09/10 19:57	91-20-3	
Phenanthrene	**38.9**	ug/kg	8.7	1	12/08/10 12:10	12/09/10 19:57	85-01-8	
Pyrene	**43.1**	ug/kg	8.7	1	12/08/10 12:10	12/09/10 19:57	129-00-0	
2-Fluorobiphenyl (S)	67	%	31-131	1	12/08/10 12:10	12/09/10 19:57	321-60-8	
Terphenyl-d14 (S)	72	%	30-133	1	12/08/10 12:10	12/09/10 19:57	1718-51-0	
8260/5035A Volatile Organics	Analytical Method: EPA 8260							
Benzene	ND	ug/kg	4.3	1		12/07/10 13:53	71-43-2	
Ethylbenzene	ND	ug/kg	4.3	1		12/07/10 13:53	100-41-4	
Toluene	ND	ug/kg	4.3	1		12/07/10 13:53	108-88-3	
Xylene (Total)	ND	ug/kg	12.8	1		12/07/10 13:53	1330-20-7	
Dibromofluoromethane (S)	103	%	80-136	1		12/07/10 13:53	1868-53-7	
Toluene-d8 (S)	109	%	80-120	1		12/07/10 13:53	2037-26-5	
4-Bromofluorobenzene (S)	121	%	72-122	1		12/07/10 13:53	460-00-4	
1,2-Dichloroethane-d4 (S)	112	%	80-143	1		12/07/10 13:53	17060-07-0	
Percent Moisture	Analytical Method: ASTM D2974-87							
Percent Moisture	**23.5**	%	0.10	1		12/06/10 17:21		

This report shall not be reproduced, except in full,
without the written consent of Pace Analytical Services, Inc..

Pace Analytical Services, Inc.
940 South Harney
Seattle, WA 98108
(206)767-5060

ANALYTICAL RESULTS

Project: East Bay Redevelopment 138130
Pace Project No.: 255893

Sample: SPL-13-5 **Lab ID: 255893005** Collected: 12/03/10 14:20 Received: 12/03/10 16:10 Matrix: Solid

Results reported on a "dry-weight" basis

Parameters	Results	Units	Report Limit	DF	Prepared	Analyzed	CAS No.	Qual
NWTPH-Dx GCS SG	Analytical Method: NWTPH-Dx Preparation Method: EPA 3546							
Diesel Range SG	ND	mg/kg	21.2	1	12/08/10 12:45	12/10/10 21:30		
Motor Oil Range SG	ND	mg/kg	84.9	1	12/08/10 12:45	12/10/10 21:30	64742-65-0	
n-Octacosane (S) SG	95	%	50-150	1	12/08/10 12:45	12/10/10 21:30	630-02-4	
o-Terphenyl (S) SG	81	%	50-150	1	12/08/10 12:45	12/10/10 21:30	84-15-1	
NWTPH-Gx GCV	Analytical Method: NWTPH-Gx Preparation Method: NWTPH-Gx							
Gasoline Range Organics	ND	mg/kg	5.3	1	12/09/10 10:00	12/09/10 18:03		
a,a,a-Trifluorotoluene (S)	93	%	50-150	1	12/09/10 10:00	12/09/10 18:03	98-08-8	
4-Bromofluorobenzene (S)	91	%	50-150	1	12/09/10 10:00	12/09/10 18:03	460-00-4	
6020 MET ICPMS	Analytical Method: EPA 6020							
Arsenic	**4.1**	mg/kg	0.44	20	12/08/10 16:42	12/16/10 00:51	7440-38-2	
Cadmium	**0.084**	mg/kg	0.070	20	12/08/10 16:42	12/16/10 00:51	7440-43-9	
Copper	**24.4**	mg/kg	0.44	20	12/08/10 16:42	12/16/10 00:51	7440-50-8	
Lead	**8.1**	mg/kg	0.44	20	12/08/10 16:42	12/16/10 00:51	7439-92-1	
Nickel	**33.5**	mg/kg	0.44	20	12/08/10 16:42	12/16/10 00:51	7440-02-0	
8270 MSSV PAH by SIM	Analytical Method: EPA 8270 by SIM Preparation Method: EPA 3546							
Acenaphthene	**8.7**	ug/kg	7.2	1	12/08/10 12:10	12/09/10 20:13	83-32-9	
Acenaphthylene	ND	ug/kg	7.2	1	12/08/10 12:10	12/09/10 20:13	208-96-8	
Anthracene	**7.3**	ug/kg	7.2	1	12/08/10 12:10	12/09/10 20:13	120-12-7	
Benzo(a)anthracene	**9.1**	ug/kg	7.2	1	12/08/10 12:10	12/09/10 20:13	56-55-3	
Benzo(a)pyrene	**11.2**	ug/kg	7.2	1	12/08/10 12:10	12/09/10 20:13	50-32-8	
Benzo(b)fluoranthene	**9.3**	ug/kg	7.2	1	12/08/10 12:10	12/09/10 20:13	205-99-2	
Benzo(g,h,i)perylene	**8.6**	ug/kg	7.2	1	12/08/10 12:10	12/09/10 20:13	191-24-2	
Benzo(k)fluoranthene	**7.5**	ug/kg	7.2	1	12/08/10 12:10	12/09/10 20:13	207-08-9	
Chrysene	**11.4**	ug/kg	7.2	1	12/08/10 12:10	12/09/10 20:13	218-01-9	
Dibenz(a,h)anthracene	ND	ug/kg	7.2	1	12/08/10 12:10	12/09/10 20:13	53-70-3	
Fluoranthene	**18.2**	ug/kg	7.2	1	12/08/10 12:10	12/09/10 20:13	206-44-0	
Fluorene	ND	ug/kg	7.2	1	12/08/10 12:10	12/09/10 20:13	86-73-7	
Indeno(1,2,3-cd)pyrene	ND	ug/kg	7.2	1	12/08/10 12:10	12/09/10 20:13	193-39-5	
1-Methylnaphthalene	ND	ug/kg	7.2	1	12/08/10 12:10	12/09/10 20:13	90-12-0	
2-Methylnaphthalene	ND	ug/kg	7.2	1	12/08/10 12:10	12/09/10 20:13	91-57-6	
Naphthalene	**10.4**	ug/kg	7.2	1	12/08/10 12:10	12/09/10 20:13	91-20-3	
Phenanthrene	**23.2**	ug/kg	7.2	1	12/08/10 12:10	12/09/10 20:13	85-01-8	
Pyrene	**24.5**	ug/kg	7.2	1	12/08/10 12:10	12/09/10 20:13	129-00-0	
2-Fluorobiphenyl (S)	71	%	31-131	1	12/08/10 12:10	12/09/10 20:13	321-60-8	
Terphenyl-d14 (S)	75	%	30-133	1	12/08/10 12:10	12/09/10 20:13	1718-51-0	
8260/5035A Volatile Organics	Analytical Method: EPA 8260							
Benzene	ND	ug/kg	3.2	1		12/07/10 14:12	71-43-2	
Ethylbenzene	ND	ug/kg	3.2	1		12/07/10 14:12	100-41-4	
Toluene	ND	ug/kg	3.2	1		12/07/10 14:12	108-88-3	
Xylene (Total)	ND	ug/kg	9.5	1		12/07/10 14:12	1330-20-7	
Dibromofluoromethane (S)	109	%	80-136	1		12/07/10 14:12	1868-53-7	

This report shall not be reproduced, except in full,
without the written consent of Pace Analytical Services, Inc..

Pace Analytical Services, Inc.
940 South Harney
Seattle, WA 98108
(206)767-5060

ANALYTICAL RESULTS

Project: East Bay Redevelopment 138130
Pace Project No.: 255893

Sample: SPL-13-5 **Lab ID: 255893005** Collected: 12/03/10 14:20 Received: 12/03/10 16:10 Matrix: Solid

Results reported on a "dry-weight" basis

Parameters	Results	Units	Report Limit	DF	Prepared	Analyzed	CAS No.	Qual
8260/5035A Volatile Organics	Analytical Method: EPA 8260							
Toluene-d8 (S)	106	%	80-120	1		12/07/10 14:12	2037-26-5	
4-Bromofluorobenzene (S)	118	%	72-122	1		12/07/10 14:12	460-00-4	
1,2-Dichloroethane-d4 (S)	115	%	80-143	1		12/07/10 14:12	17060-07-0	
Percent Moisture	Analytical Method: ASTM D2974-87							
Percent Moisture	**8.5**	%	0.10	1		12/06/10 17:22		

Sample: SPL-13-6 **Lab ID: 255893006** Collected: 12/03/10 14:40 Received: 12/03/10 16:10 Matrix: Solid

Results reported on a "dry-weight" basis

Parameters	Results	Units	Report Limit	DF	Prepared	Analyzed	CAS No.	Qual
NWTPH-Dx GCS SG	Analytical Method: NWTPH-Dx Preparation Method: EPA 3546							
Diesel Range SG	ND	mg/kg	20.7	1	12/08/10 12:45	12/10/10 21:53		
Motor Oil Range SG	**125**	mg/kg	82.7	1	12/08/10 12:45	12/10/10 21:53	64742-65-0	
n-Octacosane (S) SG	91	%	50-150	1	12/08/10 12:45	12/10/10 21:53	630-02-4	
o-Terphenyl (S) SG	77	%	50-150	1	12/08/10 12:45	12/10/10 21:53	84-15-1	
NWTPH-Gx GCV	Analytical Method: NWTPH-Gx Preparation Method: NWTPH-Gx							
Gasoline Range Organics	ND	mg/kg	6.2	1	12/09/10 10:00	12/09/10 18:27		
a,a,a-Trifluorotoluene (S)	97	%	50-150	1	12/09/10 10:00	12/09/10 18:27	98-08-8	
4-Bromofluorobenzene (S)	94	%	50-150	1	12/09/10 10:00	12/09/10 18:27	460-00-4	
6020 MET ICPMS	Analytical Method: EPA 6020							
Arsenic	**9.6**	mg/kg	0.52	20	12/08/10 16:42	12/16/10 23:49	7440-38-2	
Cadmium	**0.18**	mg/kg	0.083	20	12/08/10 16:42	12/16/10 23:49	7440-43-9	
Copper	**24.9**	mg/kg	0.52	20	12/08/10 16:42	12/16/10 23:49	7440-50-8	
Lead	**7.0**	mg/kg	0.52	20	12/08/10 16:42	12/16/10 23:49	7439-92-1	
Nickel	**41.2**	mg/kg	0.52	20	12/08/10 16:42	12/16/10 23:49	7440-02-0	
8270 MSSV PAH by SIM	Analytical Method: EPA 8270 by SIM Preparation Method: EPA 3546							
Acenaphthene	ND	ug/kg	7.3	1	12/08/10 12:10	12/09/10 20:28	83-32-9	
Acenaphthylene	ND	ug/kg	7.3	1	12/08/10 12:10	12/09/10 20:28	208-96-8	
Anthracene	ND	ug/kg	7.3	1	12/08/10 12:10	12/09/10 20:28	120-12-7	
Benzo(a)anthracene	ND	ug/kg	7.3	1	12/08/10 12:10	12/09/10 20:28	56-55-3	
Benzo(a)pyrene	**11.6**	ug/kg	7.3	1	12/08/10 12:10	12/09/10 20:28	50-32-8	
Benzo(b)fluoranthene	**8.6**	ug/kg	7.3	1	12/08/10 12:10	12/09/10 20:28	205-99-2	
Benzo(g,h,i)perylene	**10.1**	ug/kg	7.3	1	12/08/10 12:10	12/09/10 20:28	191-24-2	
Benzo(k)fluoranthene	**7.3**	ug/kg	7.3	1	12/08/10 12:10	12/09/10 20:28	207-08-9	
Chrysene	**10.6**	ug/kg	7.3	1	12/08/10 12:10	12/09/10 20:28	218-01-9	
Dibenz(a,h)anthracene	ND	ug/kg	7.3	1	12/08/10 12:10	12/09/10 20:28	53-70-3	
Fluoranthene	**10.3**	ug/kg	7.3	1	12/08/10 12:10	12/09/10 20:28	206-44-0	
Fluorene	ND	ug/kg	7.3	1	12/08/10 12:10	12/09/10 20:28	86-73-7	
Indeno(1,2,3-cd)pyrene	ND	ug/kg	7.3	1	12/08/10 12:10	12/09/10 20:28	193-39-5	

This report shall not be reproduced, except in full,
without the written consent of Pace Analytical Services, Inc..

Pace Analytical Services, Inc.
940 South Harney
Seattle, WA 98108
(206)767-5060

ANALYTICAL RESULTS

Project: East Bay Redevelopment 138130
Pace Project No.: 255893

Sample: SPL-13-6 **Lab ID: 255893006** Collected: 12/03/10 14:40 Received: 12/03/10 16:10 Matrix: Solid

Results reported on a "dry-weight" basis

Parameters	Results	Units	Report Limit	DF	Prepared	Analyzed	CAS No.	Qual
8270 MSSV PAH by SIM	Analytical Method: EPA 8270 by SIM Preparation Method: EPA 3546							
1-Methylnaphthalene	ND	ug/kg	7.3	1	12/08/10 12:10	12/09/10 20:28	90-12-0	
2-Methylnaphthalene	**8.0**	ug/kg	7.3	1	12/08/10 12:10	12/09/10 20:28	91-57-6	
Naphthalene	ND	ug/kg	7.3	1	12/08/10 12:10	12/09/10 20:28	91-20-3	
Phenanthrene	**9.6**	ug/kg	7.3	1	12/08/10 12:10	12/09/10 20:28	85-01-8	
Pyrene	**16.4**	ug/kg	7.3	1	12/08/10 12:10	12/09/10 20:28	129-00-0	
2-Fluorobiphenyl (S)	67	%	31-131	1	12/08/10 12:10	12/09/10 20:28	321-60-8	
Terphenyl-d14 (S)	80	%	30-133	1	12/08/10 12:10	12/09/10 20:28	1718-51-0	
8260/5035A Volatile Organics	Analytical Method: EPA 8260							
Benzene	ND	ug/kg	3.8	1		12/07/10 14:31	71-43-2	
Ethylbenzene	ND	ug/kg	3.8	1		12/07/10 14:31	100-41-4	
Toluene	ND	ug/kg	3.8	1		12/07/10 14:31	108-88-3	
Xylene (Total)	ND	ug/kg	11.4	1		12/07/10 14:31	1330-20-7	
Dibromofluoromethane (S)	104	%	80-136	1		12/07/10 14:31	1868-53-7	
Toluene-d8 (S)	112	%	80-120	1		12/07/10 14:31	2037-26-5	
4-Bromofluorobenzene (S)	116	%	72-122	1		12/07/10 14:31	460-00-4	
1,2-Dichloroethane-d4 (S)	113	%	80-143	1		12/07/10 14:31	17060-07-0	
Percent Moisture	Analytical Method: ASTM D2974-87							
Percent Moisture	**8.4**	%	0.10	1		12/06/10 17:23		

Sample: SPL-13-7 **Lab ID: 255893007** Collected: 12/03/10 15:00 Received: 12/03/10 16:10 Matrix: Solid

Results reported on a "dry-weight" basis

Parameters	Results	Units	Report Limit	DF	Prepared	Analyzed	CAS No.	Qual
NWTPH-Dx GCS SG	Analytical Method: NWTPH-Dx Preparation Method: EPA 3546							
Diesel Range SG	ND	mg/kg	20.3	1	12/08/10 12:45	12/10/10 22:40		
Motor Oil Range SG	**128**	mg/kg	81.3	1	12/08/10 12:45	12/10/10 22:40	64742-65-0	
n-Octacosane (S) SG	96	%	50-150	1	12/08/10 12:45	12/10/10 22:40	630-02-4	
o-Terphenyl (S) SG	82	%	50-150	1	12/08/10 12:45	12/10/10 22:40	84-15-1	
NWTPH-Gx GCV	Analytical Method: NWTPH-Gx Preparation Method: NWTPH-Gx							
Gasoline Range Organics	ND	mg/kg	6.1	1	12/09/10 10:00	12/09/10 19:14		
a,a,a-Trifluorotoluene (S)	97	%	50-150	1	12/09/10 10:00	12/09/10 19:14	98-08-8	
4-Bromofluorobenzene (S)	92	%	50-150	1	12/09/10 10:00	12/09/10 19:14	460-00-4	
6020 MET ICPMS	Analytical Method: EPA 6020							
Arsenic	**4.0**	mg/kg	0.48	20	12/08/10 16:42	12/16/10 01:00	7440-38-2	
Cadmium	**0.23**	mg/kg	0.076	20	12/08/10 16:42	12/16/10 01:00	7440-43-9	
Copper	**23.4**	mg/kg	0.48	20	12/08/10 16:42	12/16/10 01:00	7440-50-8	M6
Lead	**10.4**	mg/kg	0.48	20	12/08/10 16:42	12/16/10 01:00	7439-92-1	
Nickel	**31.8**	mg/kg	0.48	20	12/08/10 16:42	12/16/10 01:00	7440-02-0	M6

This report shall not be reproduced, except in full,
without the written consent of Pace Analytical Services, Inc..

Pace Analytical Services, Inc.
940 South Harney
Seattle, WA 98108
(206)767-5060

ANALYTICAL RESULTS

Project: East Bay Redevelopment 138130
Pace Project No.: 255893

Sample: SPL-13-7 **Lab ID: 255893007** Collected: 12/03/10 15:00 Received: 12/03/10 16:10 Matrix: Solid

Results reported on a "dry-weight" basis

Parameters	Results	Units	Report Limit	DF	Prepared	Analyzed	CAS No.	Qual
8270 MSSV PAH by SIM	Analytical Method: EPA 8270 by SIM Preparation Method: EPA 3546							
Acenaphthene	ND	ug/kg	7.2	1	12/08/10 12:10	12/09/10 20:44	83-32-9	
Acenaphthylene	ND	ug/kg	7.2	1	12/08/10 12:10	12/09/10 20:44	208-96-8	
Anthracene	ND	ug/kg	7.2	1	12/08/10 12:10	12/09/10 20:44	120-12-7	
Benzo(a)anthracene	**19.0**	ug/kg	7.2	1	12/08/10 12:10	12/09/10 20:44	56-55-3	
Benzo(a)pyrene	**23.6**	ug/kg	7.2	1	12/08/10 12:10	12/09/10 20:44	50-32-8	
Benzo(b)fluoranthene	**14.9**	ug/kg	7.2	1	12/08/10 12:10	12/09/10 20:44	205-99-2	
Benzo(g,h,i)perylene	**18.2**	ug/kg	7.2	1	12/08/10 12:10	12/09/10 20:44	191-24-2	
Benzo(k)fluoranthene	**16.9**	ug/kg	7.2	1	12/08/10 12:10	12/09/10 20:44	207-08-9	
Chrysene	**23.7**	ug/kg	7.2	1	12/08/10 12:10	12/09/10 20:44	218-01-9	
Dibenz(a,h)anthracene	ND	ug/kg	7.2	1	12/08/10 12:10	12/09/10 20:44	53-70-3	
Fluoranthene	**32.3**	ug/kg	7.2	1	12/08/10 12:10	12/09/10 20:44	206-44-0	
Fluorene	ND	ug/kg	7.2	1	12/08/10 12:10	12/09/10 20:44	86-73-7	
Indeno(1,2,3-cd)pyrene	**13.2**	ug/kg	7.2	1	12/08/10 12:10	12/09/10 20:44	193-39-5	
1-Methylnaphthalene	ND	ug/kg	7.2	1	12/08/10 12:10	12/09/10 20:44	90-12-0	
2-Methylnaphthalene	ND	ug/kg	7.2	1	12/08/10 12:10	12/09/10 20:44	91-57-6	
Naphthalene	ND	ug/kg	7.2	1	12/08/10 12:10	12/09/10 20:44	91-20-3	
Phenanthrene	**24.2**	ug/kg	7.2	1	12/08/10 12:10	12/09/10 20:44	85-01-8	
Pyrene	**46.7**	ug/kg	7.2	1	12/08/10 12:10	12/09/10 20:44	129-00-0	
2-Fluorobiphenyl (S)	59	%	31-131	1	12/08/10 12:10	12/09/10 20:44	321-60-8	
Terphenyl-d14 (S)	69	%	30-133	1	12/08/10 12:10	12/09/10 20:44	1718-51-0	
8260/5035A Volatile Organics	Analytical Method: EPA 8260							
Benzene	ND	ug/kg	3.0	1		12/07/10 14:50	71-43-2	
Ethylbenzene	ND	ug/kg	3.0	1		12/07/10 14:50	100-41-4	
Toluene	ND	ug/kg	3.0	1		12/07/10 14:50	108-88-3	
Xylene (Total)	ND	ug/kg	8.9	1		12/07/10 14:50	1330-20-7	
Dibromofluoromethane (S)	105	%	80-136	1		12/07/10 14:50	1868-53-7	
Toluene-d8 (S)	110	%	80-120	1		12/07/10 14:50	2037-26-5	
4-Bromofluorobenzene (S)	125	%	72-122	1		12/07/10 14:50	460-00-4	S3
1,2-Dichloroethane-d4 (S)	109	%	80-143	1		12/07/10 14:50	17060-07-0	
Percent Moisture	Analytical Method: ASTM D2974-87							
Percent Moisture	**9.0**	%	0.10	1		12/06/10 17:24		

Sample: TB-1318560 **Lab ID: 255893008** Collected: 12/03/10 00:00 Received: 12/03/10 16:10 Matrix: Solid

Results reported on a "wet-weight" basis

Parameters	Results	Units	Report Limit	DF	Prepared	Analyzed	CAS No.	Qual
NWTPH-Gx GCV	Analytical Method: NWTPH-Gx Preparation Method: NWTPH-Gx							
Gasoline Range Organics	ND	mg/kg	5.0	1	12/09/10 10:00	12/09/10 14:31		
a,a,a-Trifluorotoluene (S)	101	%	50-150	1	12/09/10 10:00	12/09/10 14:31	98-08-8	
4-Bromofluorobenzene (S)	96	%	50-150	1	12/09/10 10:00	12/09/10 14:31	460-00-4	

This report shall not be reproduced, except in full,
without the written consent of Pace Analytical Services, Inc..

Pace Analytical Services, Inc.
940 South Harney
Seattle, WA 98108
(206)767-5060

ANALYTICAL RESULTS

Project: East Bay Redevelopment 138130
Pace Project No.: 255893

Sample: TB-1318560 **Lab ID: 255893008** Collected: 12/03/10 00:00 Received: 12/03/10 16:10 Matrix: Solid

Results reported on a "wet-weight" basis

Parameters	Results	Units	Report Limit	DF	Prepared	Analyzed	CAS No.	Qual
8260/5035A Volatile Organics	Analytical Method: EPA 8260							
Benzene	ND	ug/kg	3.0	1		12/07/10 09:29	71-43-2	
Ethylbenzene	ND	ug/kg	3.0	1		12/07/10 09:29	100-41-4	
Toluene	ND	ug/kg	3.0	1		12/07/10 09:29	108-88-3	
Xylene (Total)	ND	ug/kg	9.0	1		12/07/10 09:29	1330-20-7	
Dibromofluoromethane (S)	105	%	80-136	1		12/07/10 09:29	1868-53-7	
Toluene-d8 (S)	108	%	80-120	1		12/07/10 09:29	2037-26-5	
4-Bromofluorobenzene (S)	105	%	72-122	1		12/07/10 09:29	460-00-4	
1,2-Dichloroethane-d4 (S)	111	%	80-143	1		12/07/10 09:29	17060-07-0	

This report shall not be reproduced, except in full,
without the written consent of Pace Analytical Services, Inc..

Pace Analytical Services, Inc.
940 South Harney
Seattle, WA 98108
(206)767-5060

QUALITY CONTROL DATA

Project: East Bay Redevelopment 138130
Pace Project No.: 255893

QC Batch: OEXT/3071 Analysis Method: NWTPH-Dx
QC Batch Method: EPA 3546 Analysis Description: NWTPH-Dx GCS
Associated Lab Samples: 255893001, 255893002, 255893003, 255893004, 255893005, 255893006, 255893007

METHOD BLANK: 51572 Matrix: Solid
Associated Lab Samples: 255893001, 255893002, 255893003, 255893004, 255893005, 255893006, 255893007

Parameter	Units	Blank Result	Reporting Limit	Analyzed	Qualifiers
Diesel Range SG	mg/kg	ND	20.0	12/10/10 16:03	
Motor Oil Range SG	mg/kg	ND	80.0	12/10/10 16:03	
n-Octacosane (S) SG	%	89	50-150	12/10/10 16:03	
o-Terphenyl (S) SG	%	75	50-150	12/10/10 16:03	

LABORATORY CONTROL SAMPLE: 51573

Parameter	Units	Spike Conc.	LCS Result	LCS % Rec	% Rec Limits	Qualifiers
Diesel Range SG	mg/kg	500	422	84	56-124	
Motor Oil Range SG	mg/kg	500	443	89	50-150	
n-Octacosane (S) SG	%			95	50-150	
o-Terphenyl (S) SG	%			117	50-150	

SAMPLE DUPLICATE: 51574

Parameter	Units	255892001 Result	Dup Result	RPD	Qualifiers
Diesel Range SG	mg/kg	ND	20.6		
Motor Oil Range SG	mg/kg	ND	73.6J		
n-Octacosane (S) SG	%	96	98	.9	
o-Terphenyl (S) SG	%	81	82	1	

SAMPLE DUPLICATE: 51575

Parameter	Units	255893006 Result	Dup Result	RPD	Qualifiers
Diesel Range SG	mg/kg	ND	11.7J		
Motor Oil Range SG	mg/kg	125	100	22	
n-Octacosane (S) SG	%	91	94	7	
o-Terphenyl (S) SG	%	77	80	7	

This report shall not be reproduced, except in full,
without the written consent of Pace Analytical Services, Inc..

Pace Analytical Services, Inc.
940 South Harney
Seattle, WA 98108
(206)767-5060

QUALITY CONTROL DATA

Project: East Bay Redevelopment 138130
Pace Project No.: 255893

QC Batch: GCV/2069 Analysis Method: NWTPH-Gx
QC Batch Method: NWTPH-Gx Analysis Description: NWTPH-Gx Solid GCV
Associated Lab Samples: 255893001, 255893002, 255893003, 255893004, 255893005, 255893006, 255893007, 255893008

METHOD BLANK: 51697 Matrix: Solid
Associated Lab Samples: 255893001, 255893002, 255893003, 255893004, 255893005, 255893006, 255893007, 255893008

Parameter	Units	Blank Result	Reporting Limit	Analyzed	Qualifiers
Gasoline Range Organics	mg/kg	ND	5.0	12/09/10 12:31	
4-Bromofluorobenzene (S)	%	103	50-150	12/09/10 12:31	
a,a,a-Trifluorotoluene (S)	%	101	50-150	12/09/10 12:31	

LABORATORY CONTROL SAMPLE: 51698

Parameter	Units	Spike Conc.	LCS Result	LCS % Rec	% Rec Limits	Qualifiers
Gasoline Range Organics	mg/kg	12.5	13.2	105	54-156	
4-Bromofluorobenzene (S)	%			119	50-150	
a,a,a-Trifluorotoluene (S)	%			107	50-150	

SAMPLE DUPLICATE: 51583

Parameter	Units	255893004 Result	Dup Result	RPD	Qualifiers
Gasoline Range Organics	mg/kg	ND	1.3J		
4-Bromofluorobenzene (S)	%	88	94	6	
a,a,a-Trifluorotoluene (S)	%	89	99	10	

SAMPLE DUPLICATE: 51843

Parameter	Units	255893006 Result	Dup Result	RPD	Qualifiers
Gasoline Range Organics	mg/kg	ND	.58J		
4-Bromofluorobenzene (S)	%	94	95	.4	
a,a,a-Trifluorotoluene (S)	%	97	97	.03	

This report shall not be reproduced, except in full,
without the written consent of Pace Analytical Services, Inc..

Pace Analytical Services, Inc.
940 South Harney
Seattle, WA 98108
(206)767-5060

QUALITY CONTROL DATA

Project: East Bay Redevelopment 138130
Pace Project No.: 255893

QC Batch: ICPM/23886 Analysis Method: EPA 6020
QC Batch Method: EPA 6020 Analysis Description: 6020 MET
Associated Lab Samples: 255893001, 255893002, 255893003, 255893004, 255893005, 255893006, 255893007

METHOD BLANK: 902297 Matrix: Solid
Associated Lab Samples: 255893001, 255893002, 255893003, 255893004, 255893005, 255893006, 255893007

Parameter	Units	Blank Result	Reporting Limit	Analyzed	Qualifiers
Arsenic	mg/kg	ND	0.43	12/16/10 23:54	
Cadmium	mg/kg	ND	0.069	12/16/10 23:54	
Copper	mg/kg	ND	0.43	12/16/10 23:54	
Lead	mg/kg	ND	0.43	12/16/10 23:54	
Nickel	mg/kg	ND	0.43	12/16/10 23:54	

LABORATORY CONTROL SAMPLE: 902298

Parameter	Units	Spike Conc.	LCS Result	LCS % Rec	% Rec Limits	Qualifiers
Arsenic	mg/kg	15.7	14.7	93	75-125	
Cadmium	mg/kg	15.7	15.4	98	75-125	
Copper	mg/kg	15.7	15.9	101	75-125	
Lead	mg/kg	15.7	15.9	101	75-125	
Nickel	mg/kg	15.7	15.6	99	75-125	

MATRIX SPIKE & MATRIX SPIKE DUPLICATE: 902299 902300

Parameter	Units	10144652007 Result	MS Spike Conc.	MSD Spike Conc.	MS Result	MSD Result	MS % Rec	MSD % Rec	% Rec Limits	RPD	Qual
Arsenic	mg/kg	5.8	17.1	16.8	21.9	21.6	94	94	75-125	2	
Cadmium	mg/kg	0.25	17.1	16.8	20.6	19.9	119	117	75-125	3	
Copper	mg/kg	11.2	17.1	16.8	25.9	25.9	86	88	75-125	.05	
Lead	mg/kg	9.1	17.1	16.8	25.1	24.4	94	91	75-125	3	
Nickel	mg/kg	15.7	17.1	16.8	28.2	28.7	73	77	75-125	2	M6

MATRIX SPIKE SAMPLE: 902301

Parameter	Units	255893007 Result	Spike Conc.	MS Result	MS % Rec	% Rec Limits	Qualifiers
Arsenic	mg/kg	4.0	18.9	23.5	103	75-125	
Cadmium	mg/kg	0.23	18.9	23.3	122	75-125	
Copper	mg/kg	23.4	18.9	35.8	65	75-125	M6
Lead	mg/kg	10.4	18.9	29.9	103	75-125	
Nickel	mg/kg	31.8	18.9	37.8	32	75-125	M6

This report shall not be reproduced, except in full,
without the written consent of Pace Analytical Services, Inc..

Pace Analytical Services, Inc.
940 South Harney
Seattle, WA 98108
(206)767-5060

QUALITY CONTROL DATA

Project: East Bay Redevelopment 138130
Pace Project No.: 255893

QC Batch: OEXT/3070 Analysis Method: EPA 8270 by SIM
QC Batch Method: EPA 3546 Analysis Description: 8270/3546 MSSV PAH by SIM
Associated Lab Samples: 255893001, 255893002, 255893003, 255893004, 255893005, 255893006, 255893007

METHOD BLANK: 51521 Matrix: Solid
Associated Lab Samples: 255893001, 255893002, 255893003, 255893004, 255893005, 255893006, 255893007

Parameter	Units	Blank Result	Reporting Limit	Analyzed	Qualifiers
1-Methylnaphthalene	ug/kg	ND	6.7	12/09/10 15:45	
2-Methylnaphthalene	ug/kg	ND	6.7	12/09/10 15:45	
Acenaphthene	ug/kg	ND	6.7	12/09/10 15:45	
Acenaphthylene	ug/kg	ND	6.7	12/09/10 15:45	
Anthracene	ug/kg	ND	6.7	12/09/10 15:45	
Benzo(a)anthracene	ug/kg	ND	6.7	12/09/10 15:45	
Benzo(a)pyrene	ug/kg	ND	6.7	12/09/10 15:45	
Benzo(b)fluoranthene	ug/kg	ND	6.7	12/09/10 15:45	
Benzo(g,h,i)perylene	ug/kg	ND	6.7	12/09/10 15:45	
Benzo(k)fluoranthene	ug/kg	ND	6.7	12/09/10 15:45	
Chrysene	ug/kg	ND	6.7	12/09/10 15:45	
Dibenz(a,h)anthracene	ug/kg	ND	6.7	12/09/10 15:45	
Fluoranthene	ug/kg	ND	6.7	12/09/10 15:45	
Fluorene	ug/kg	ND	6.7	12/09/10 15:45	
Indeno(1,2,3-cd)pyrene	ug/kg	ND	6.7	12/09/10 15:45	
Naphthalene	ug/kg	ND	6.7	12/09/10 15:45	
Phenanthrene	ug/kg	ND	6.7	12/09/10 15:45	
Pyrene	ug/kg	ND	6.7	12/09/10 15:45	
2-Fluorobiphenyl (S)	%	64	31-131	12/09/10 15:45	
Terphenyl-d14 (S)	%	80	30-133	12/09/10 15:45	

LABORATORY CONTROL SAMPLE: 51522

Parameter	Units	Spike Conc.	LCS Result	LCS % Rec	% Rec Limits	Qualifiers
1-Methylnaphthalene	ug/kg	133	80.3	60	37-121	
2-Methylnaphthalene	ug/kg	133	81.2	61	33-132	
Acenaphthene	ug/kg	133	85.2	64	32-127	
Acenaphthylene	ug/kg	133	87.1	65	31-134	
Anthracene	ug/kg	133	94.6	71	42-135	
Benzo(a)anthracene	ug/kg	133	95.9	72	43-139	
Benzo(a)pyrene	ug/kg	133	112	84	44-144	
Benzo(b)fluoranthene	ug/kg	133	103	77	42-144	
Benzo(g,h,i)perylene	ug/kg	133	85.9	64	46-136	
Benzo(k)fluoranthene	ug/kg	133	103	77	45-147	
Chrysene	ug/kg	133	97.2	73	42-144	
Dibenz(a,h)anthracene	ug/kg	133	87.2	65	48-142	
Fluoranthene	ug/kg	133	92.8	70	44-143	
Fluorene	ug/kg	133	88.0	66	32-146	
Indeno(1,2,3-cd)pyrene	ug/kg	133	88.4	66	47-140	
Naphthalene	ug/kg	133	80.3	60	35-118	
Phenanthrene	ug/kg	133	88.4	66	42-131	

This report shall not be reproduced, except in full,
without the written consent of Pace Analytical Services, Inc..

Pace Analytical Services, Inc.
940 South Harney
Seattle, WA 98108
(206)767-5060

QUALITY CONTROL DATA

Project: East Bay Redevelopment 138130
Pace Project No.: 255893

LABORATORY CONTROL SAMPLE: 51522

Parameter	Units	Spike Conc.	LCS Result	LCS % Rec	% Rec Limits	Qualifiers
Pyrene	ug/kg	133	98.2	74	47-136	
2-Fluorobiphenyl (S)	%			67	31-131	
Terphenyl-d14 (S)	%			79	30-133	

MATRIX SPIKE & MATRIX SPIKE DUPLICATE: 51523 51524

Parameter	Units	255892001 Result	MS Spike Conc.	MSD Spike Conc.	MS Result	MSD Result	MS % Rec	MSD % Rec	% Rec Limits	RPD	Qual
1-Methylnaphthalene	ug/kg	13.8	146	147	127	113	78	67	31-123	12	
2-Methylnaphthalene	ug/kg	22.7	146	147	141	125	81	69	15-146	12	
Acenaphthene	ug/kg	9.0	146	147	131	112	84	70	19-141	16	
Acenaphthylene	ug/kg	23.1	146	147	141	130	81	73	30-142	8	
Anthracene	ug/kg	42.0	146	147	234	154	132	76	38-137	41	R1
Benzo(a)anthracene	ug/kg	83.6	146	147	295	193	145	75	37-143	41	M1,R1
Benzo(a)pyrene	ug/kg	102	146	147	330	212	157	75	33-147	43	M1,R1
Benzo(b)fluoranthene	ug/kg	53.1	146	147	186	131	91	53	25-156	34	R1
Benzo(g,h,i)perylene	ug/kg	58.5	146	147	215	151	107	63	26-142	35	R1
Benzo(k)fluoranthene	ug/kg	61.3	146	147	245	168	126	73	35-142	37	R1
Chrysene	ug/kg	97.4	146	147	330	214	159	79	23-150	42	M1,R1
Dibenz(a,h)anthracene	ug/kg	18.5	146	147	134	110	79	62	41-140	20	R1
Fluoranthene	ug/kg	136	146	147	391	245	175	74	25-155	46	M1,R1
Fluorene	ug/kg	27.1	146	147	164	132	94	71	33-152	22	R1
Indeno(1,2,3-cd)pyrene	ug/kg	46.4	146	147	196	139	103	63	36-139	34	R1
Naphthalene	ug/kg	29.0	146	147	142	129	77	68	25-121	9	
Phenanthrene	ug/kg	148	146	147	487	279	233	90	29-141	54	M1,R1
Pyrene	ug/kg	225	146	147	595	364	254	94	36-145	48	M1,R1
2-Fluorobiphenyl (S)	%						68	63	31-131		
Terphenyl-d14 (S)	%						75	68	30-133		

This report shall not be reproduced, except in full,
without the written consent of Pace Analytical Services, Inc..

Pace Analytical Services, Inc.
940 South Harney
Seattle, WA 98108
(206)767-5060

QUALITY CONTROL DATA

Project: East Bay Redevelopment 138130
Pace Project No.: 255893

QC Batch: MSV/3555 Analysis Method: EPA 8260
QC Batch Method: EPA 8260 Analysis Description: 8260 MSV 5035A Volatile Organics
Associated Lab Samples: 255893001, 255893002, 255893003, 255893004, 255893005, 255893006, 255893007, 255893008

METHOD BLANK: 51309 Matrix: Solid
Associated Lab Samples: 255893001, 255893002, 255893003, 255893004, 255893005, 255893006, 255893007, 255893008

Parameter	Units	Blank Result	Reporting Limit	Analyzed	Qualifiers
Benzene	ug/kg	ND	3.0	12/07/10 08:36	
Ethylbenzene	ug/kg	ND	3.0	12/07/10 08:36	
Toluene	ug/kg	ND	3.0	12/07/10 08:36	
Xylene (Total)	ug/kg	ND	9.0	12/07/10 08:36	
1,2-Dichloroethane-d4 (S)	%	108	80-143	12/07/10 08:36	
4-Bromofluorobenzene (S)	%	105	72-122	12/07/10 08:36	
Dibromofluoromethane (S)	%	103	80-136	12/07/10 08:36	
Toluene-d8 (S)	%	112	80-120	12/07/10 08:36	

LABORATORY CONTROL SAMPLE & LCSD: 51310 51311

Parameter	Units	Spike Conc.	LCS Result	LCSD Result	LCS % Rec	LCSD % Rec	% Rec Limits	RPD	Max RPD	Qualifiers
Benzene	ug/kg	50	45.8	45.8	92	92	75-133	.1	30	
Ethylbenzene	ug/kg	50	50.8	51.5	102	103	68-131	1	30	
Toluene	ug/kg	50	53.2	54.0	106	108	73-124	2	30	
Xylene (Total)	ug/kg	150	142	144	95	96	68-130	1	30	
1,2-Dichloroethane-d4 (S)	%				111	106	80-143			
4-Bromofluorobenzene (S)	%				110	111	72-122			
Dibromofluoromethane (S)	%				107	103	80-136			
Toluene-d8 (S)	%				112	111	80-120			

This report shall not be reproduced, except in full,
without the written consent of Pace Analytical Services, Inc..

Pace Analytical Services, Inc.
940 South Harney
Seattle, WA 98108
(206)767-5060

QUALITY CONTROL DATA

Project: East Bay Redevelopment 138130
Pace Project No.: 255893

QC Batch: PMST/1445 Analysis Method: ASTM D2974-87
QC Batch Method: ASTM D2974-87 Analysis Description: Dry Weight/Percent Moisture
Associated Lab Samples: 255893001, 255893002, 255893003, 255893004, 255893005, 255893006, 255893007

SAMPLE DUPLICATE: 51381

Parameter	Units	255906001 Result	Dup Result	RPD	Qualifiers
Percent Moisture	%	23.8	23.6	.9	

SAMPLE DUPLICATE: 51382

Parameter	Units	255893003 Result	Dup Result	RPD	Qualifiers
Percent Moisture	%	9.8	9.1	7	

This report shall not be reproduced, except in full,
without the written consent of Pace Analytical Services, Inc..

Pace Analytical Services, Inc.
940 South Harney
Seattle, WA 98108
(206)767-5060

QUALIFIERS

Project: East Bay Redevelopment 138130
Pace Project No.: 255893

DEFINITIONS

DF - Dilution Factor, if reported, represents the factor applied to the reported data due to changes in sample preparation, dilution of the sample aliquot, or moisture content.

ND - Not Detected at or above adjusted reporting limit.

J - Estimated concentration above the adjusted method detection limit and below the adjusted reporting limit.

MDL - Adjusted Method Detection Limit.

S - Surrogate

1,2-Diphenylhydrazine (8270 listed analyte) decomposes to Azobenzene.

Consistent with EPA guidelines, unrounded data are displayed and have been used to calculate % recovery and RPD values.

LCS(D) - Laboratory Control Sample (Duplicate)

MS(D) - Matrix Spike (Duplicate)

DUP - Sample Duplicate

RPD - Relative Percent Difference

N-Nitrosodiphenylamine decomposes and cannot be separated from Diphenylamine using Method 8270. The result reported for each analyte is a combined concentration.

Pace Analytical is NELAP accredited. Contact your Pace PM for the current list of accredited analytes.

LABORATORIES

PASI-M	Pace Analytical Services - Minneapolis
PASI-S	Pace Analytical Services - Seattle

ANALYTE QUALIFIERS

M1	Matrix spike recovery exceeded QC limits. Batch accepted based on laboratory control sample (LCS) recovery.
M6	Matrix spike and Matrix spike duplicate recovery not evaluated against control limits due to sample dilution.
R1	RPD value was outside control limits.
S3	Surrogate recovery exceeded laboratory control limits. Analyte presence below reporting limits in associated samples. Results unaffected by high bias.

This report shall not be reproduced, except in full,
without the written consent of Pace Analytical Services, Inc..

Pace Analytical Services, Inc.
940 South Harney
Seattle, WA 98108
(206)767-5060

QUALITY CONTROL DATA CROSS REFERENCE TABLE

Project: East Bay Redevelopment 138130
Pace Project No.: 255893

Lab ID	Sample ID	QC Batch Method	QC Batch	Analytical Method	Analytical Batch
255893001	**SPL-13-1**	EPA 3546	OEXT/3071	NWTPH-Dx	GCSV/2136
255893002	**SPL-13-2**	EPA 3546	OEXT/3071	NWTPH-Dx	GCSV/2136
255893003	**SPL-13-3**	EPA 3546	OEXT/3071	NWTPH-Dx	GCSV/2136
255893004	**SPL-13-4**	EPA 3546	OEXT/3071	NWTPH-Dx	GCSV/2136
255893005	**SPL-13-5**	EPA 3546	OEXT/3071	NWTPH-Dx	GCSV/2136
255893006	**SPL-13-6**	EPA 3546	OEXT/3071	NWTPH-Dx	GCSV/2136
255893007	**SPL-13-7**	EPA 3546	OEXT/3071	NWTPH-Dx	GCSV/2136
255893001	**SPL-13-1**	NWTPH-Gx	GCV/2069	NWTPH-Gx	GCV/2073
255893002	**SPL-13-2**	NWTPH-Gx	GCV/2069	NWTPH-Gx	GCV/2073
255893003	**SPL-13-3**	NWTPH-Gx	GCV/2069	NWTPH-Gx	GCV/2073
255893004	**SPL-13-4**	NWTPH-Gx	GCV/2069	NWTPH-Gx	GCV/2073
255893005	**SPL-13-5**	NWTPH-Gx	GCV/2069	NWTPH-Gx	GCV/2073
255893006	**SPL-13-6**	NWTPH-Gx	GCV/2069	NWTPH-Gx	GCV/2073
255893007	**SPL-13-7**	NWTPH-Gx	GCV/2069	NWTPH-Gx	GCV/2073
255893008	**TB-1318560**	NWTPH-Gx	GCV/2069	NWTPH-Gx	GCV/2073
255893001	**SPL-13-1**	EPA 6020	ICPM/23886	EPA 6020	ICPM/9694
255893002	**SPL-13-2**	EPA 6020	ICPM/23886	EPA 6020	ICPM/9694
255893003	**SPL-13-3**	EPA 6020	ICPM/23886	EPA 6020	ICPM/9694
255893004	**SPL-13-4**	EPA 6020	ICPM/23886	EPA 6020	ICPM/9694
255893005	**SPL-13-5**	EPA 6020	ICPM/23886	EPA 6020	ICPM/9694
255893006	**SPL-13-6**	EPA 6020	ICPM/23886	EPA 6020	ICPM/9694
255893007	**SPL-13-7**	EPA 6020	ICPM/23886	EPA 6020	ICPM/9694
255893001	**SPL-13-1**	EPA 3546	OEXT/3070	EPA 8270 by SIM	MSSV/1463
255893002	**SPL-13-2**	EPA 3546	OEXT/3070	EPA 8270 by SIM	MSSV/1463
255893003	**SPL-13-3**	EPA 3546	OEXT/3070	EPA 8270 by SIM	MSSV/1463
255893004	**SPL-13-4**	EPA 3546	OEXT/3070	EPA 8270 by SIM	MSSV/1463
255893005	**SPL-13-5**	EPA 3546	OEXT/3070	EPA 8270 by SIM	MSSV/1463
255893006	**SPL-13-6**	EPA 3546	OEXT/3070	EPA 8270 by SIM	MSSV/1463
255893007	**SPL-13-7**	EPA 3546	OEXT/3070	EPA 8270 by SIM	MSSV/1463
255893001	**SPL-13-1**	EPA 8260	MSV/3555		
255893002	**SPL-13-2**	EPA 8260	MSV/3555		
255893003	**SPL-13-3**	EPA 8260	MSV/3555		
255893004	**SPL-13-4**	EPA 8260	MSV/3555		
255893005	**SPL-13-5**	EPA 8260	MSV/3555		
255893006	**SPL-13-6**	EPA 8260	MSV/3555		
255893007	**SPL-13-7**	EPA 8260	MSV/3555		
255893008	**TB-1318560**	EPA 8260	MSV/3555		
255893001	**SPL-13-1**	ASTM D2974-87	PMST/1445		
255893002	**SPL-13-2**	ASTM D2974-87	PMST/1445		
255893003	**SPL-13-3**	ASTM D2974-87	PMST/1445		
255893004	**SPL-13-4**	ASTM D2974-87	PMST/1445		
255893005	**SPL-13-5**	ASTM D2974-87	PMST/1445		
255893006	**SPL-13-6**	ASTM D2974-87	PMST/1445		
255893007	**SPL-13-7**	ASTM D2974-87	PMST/1445		

This report shall not be reproduced, except in full,
without the written consent of Pace Analytical Services, Inc..

Sample Condition Upon Receipt

Pace Analytical

Client Name: Brown & Caldwell Project # 255893

Courier: ☐ Fed Ex ☐ UPS ☐ USPS ☐ Client ☐ Commercial ☐ Pace Other PCS

Tracking #: _____

Custody Seal on Cooler/Box Present: ☑ Yes ☐ No Seals intact: ☑ Yes ☐ No

Packing Material: ☐ Bubble Wrap ☐ Bubble Bags ☐ None ☐ Other _____ Temp. Blank (Yes) ____ No ____

Thermometer Used 132013 or 101731962 or 226099 Type of Ice: (Wet) Blue None ☐ Samples on ice, cooling process has begun

Cooler Temperature 1.1°C Biological Tissue is Frozen: Yes No

Date and Initials of person examining contents: NJS 12/4/10

Temp should be above freezing ≤ 6°C

Comments:

Chain of Custody Present:	☑Yes	☐No	☐N/A
Chain of Custody Filled Out:	☑Yes	☐No	☐N/A
Chain of Custody Relinquished:	☑Yes	☐No	☐N/A
Sampler Name & Signature on COC:	☑Yes	☐No	☐N/A
Samples Arrived within Hold Time:	☑Yes	☐No	☐N/A
Short Hold Time Analysis (<72hr):	☐Yes	☑No	☐N/A
Rush Turn Around Time Requested:	☐Yes	☑No	☐N/A
Sufficient Volume:	☑Yes	☐No	☐N/A
Correct Containers Used:	☑Yes	☐No	☐N/A
-Pace Containers Used:	☑Yes	☐No	☐N/A
Containers Intact:	☐Yes	☑No	☐N/A
Filtered volume received for Dissolved tests	☐Yes	☐No	☑N/A
Sample Labels match COC:	☑Yes	☐No	☐N/A
-Includes date/time/ID/Analysis Matrix: Soil			
All containers needing preservation have been checked.	☐Yes	☐No	☑N/A
All containers needing preservation are found to be in compliance with EPA recommendation.	☐Yes	☐No	☑N/A
Exceptions: VOA, coliform, TOC, O&G			
Samples checked for dechlorination:	☐Yes	☐No	☑N/A
Headspace in VOA Vials (>6mm):	☐Yes	☐No	☑N/A
Trip Blanks Present:	☑Yes	☐No	☐N/A
Trip Blank Custody Seals Present	☐Yes	☑No	☐N/A
Pace Trip Blank Lot # (if purchased):			

1.
2.
3.
4.
5.
6.
7.
8.
9.
10. DI water preserved vials for SP2-13-4 received broken, subsampled in lab on 12/04/10 NJS. 13:00
11.
12.
13.

Initial when completed	Lot # of added preservative

14.
15.
16.

Client Notification/ Resolution: Field Data Required? Y / N

Person Contacted: _____ Date/Time: _____

Comments/ Resolution: _____

Project Manager Review: JENNI GROSS Date: 12/16/10

Note: Whenever there is a discrepancy affecting North Carolina compliance samples, a copy of this form will be sent to the North Carolina DEHNR Certification Office (i.e out of hold, incorrect preservative, out of temp, incorrect containers)

Pace Analytical®
www.pacelabs.com

CHAIN-OF-CUSTODY / Analytical Request Document

The Chain-of-Custody is a LEGAL DOCUMENT. All relevant fields must be completed accurately.

Page: 1 of 1

1318560

Section A — **Required** Client Information:

Company:	Brown + Caldwell
Address:	724 Columbia St NW #420 Olympia WA 98501
Email To:	jturk@brwncald.com
Phone:	360-943-7525
Fax:	360-943-7513
Requested Due Date/TAT:	

Section B — **Required** Project Information:

Report To:	Jon Turk
Copy To:	Josh Johnson
Purchase Order No.:	
Project Name:	East Bay Redevelopment
Project Number:	135130

Section C — Invoice Information:

Attention:	Jon Turk
Company Name:	see A
Address:	
Pace Quote Reference:	
Pace Project Manager:	
Pace Profile #:	

REGULATORY AGENCY

☐ NPDES ☐ GROUND WATER ☐ DRINKING WATER
☐ UST ☐ RCRA ☑ OTHER ECY

Site Location STATE: WA

Section D — **Required** Client Information

SAMPLE ID (A-Z, 0-9 / ,-) Sample IDs MUST BE UNIQUE

Matrix Codes (MATRIX / CODE)

Drinking Water	DW
Water	WT
Waste Water	WW
Product	P
Soil/Solid	SL
Oil	OL
Wipe	WP
Air	AR
Tissue	TS
Other	OT

ITEM #	SAMPLE ID	MATRIX CODE (see valid codes to left)	SAMPLE TYPE (G=GRAB C=COMP)	COLLECTED COMPOSITE START DATE	COMPOSITE START TIME	COMPOSITE END/GRAB DATE	COMPOSITE END/GRAB TIME	SAMPLE TEMP AT COLLECTION	# OF CONTAINERS	Preservatives: Unpreserved	H_2SO_4	HNO_3	HCl	NaOH	$Na_2S_2O_3$	Methanol	Other	Analysis Test Y/N	Diesel, Lube Oil	TPH-D, TPH-HO	BTEX, Naphthalene	Pb, Ni, Fe, Cu, Cd	BTEX, TPH-G	Residual Chlorine (Y/N)	Pace Project No./ Lab I.D.
1	SPL-13-1	SL	G			12/2/10	13:10		7	X						X	X		SG					SG		255893
2	SPL-13-2						13:15																			
3	SPL-13-3						13:30																			
4	SPL-13-4						14:00																			
5	SPL-13-5						14:20																			
6	SPL-13-6						14:40																			
7	SPL-13-7						15:00																			
8	TB-13185600	OT				—	—		3							X	X									
9																										
10																										
11																										
12																										

ADDITIONAL COMMENTS	RELINQUISHED BY / AFFILIATION	DATE	TIME	ACCEPTED BY / AFFILIATION	DATE	TIME	SAMPLE CONDITIONS			
Temp Blank included	Kate Green BC	12/3/10	11:00	custody seal - courier transport to pace						
				Jyothi Swamy PACE	12/03/10	1610	-1.1	Y	Y	Y

ORIGINAL

SAMPLER NAME AND SIGNATURE

PRINT Name of SAMPLER: Kate Green

SIGNATURE of SAMPLER: Kate Green

DATE Signed (MM/DD/YY): 12/2/10

Temp in °C | Received on Ice (Y/N) | Custody Sealed Cooler (Y/N) | Samples Intact (Y/N)

*Important Note: By signing this form you are accepting Pace's NET 30 day payment terms and agreeing to late charges of 1.5% per month for any invoices not paid within 30 days.

Sample Container Count

CLIENT: Brown & Caldwell

Pace Analytical
www.pacelabs.com

COC PAGE 1 of 1
COC ID# 1318560

255893

Sample Line Item	VG9H	AG1H	AG1U	BG1H	BP1U	BP2U	BP3U	BP2N	BP2S	WGFU	WGKU	DG9M	VG9W		Comments
1										4		1	2		
2										4		↓	↓		
3										4		↓	↓		
4										4		1	0		
5										4		1	2		
6										4		↓	↓		
7										4		↓	↓		
8												↓	↓		
9															
10															
11															
12															Trip Blank? yes

AG1H	1 liter HCL amber glass		BP2S	500mL H2SO4 plastic		JGFU	4oz unpreserved amber wide
AG1U	1liter unpreserved amber glass		BP2U	500mL unpreserved plastic		R	terra core kit
AG2S	500mL H2SO4 amber glass		BP2Z	500mL NaOH, Zn Ac		U	Summa Can
AG2U	500mL unpreserved amber glass		BP3C	250mL NaOH plastic		VG9H	40mL HCL clear vial
AG3S	250mL H2SO4 amber glass		BP3N	250mL HNO3 plastic		VG9T	40mL Na Thio. clear vial
BG1H	1 liter HCL clear glass		BP3S	250mL H2SO4 plastic		VG9U	40mL unpreserved **clear** vial
BG1U	1 liter unpreserved glass		BP3U	250mL unpreserved plastic		VG9W	40mL glass vial preweighted (EPA 5035)
BP1N	1 liter HNO3 plastic		DG9B	40mL Na Bisulfate amber vial		VSG	Headspace septa vial & HCL
BP1S	1 liter H2SO4 plastic		DG9H	40mL HCL amber voa vial		WGFU	4oz clear soil jar
BP1U	1 liter unpreserved plastic		DG9M	40mL MeOH clear vial		WGFX	4oz wide jar w/hexane wipe
BP1Z	1 liter NaOH, Zn, Ac		DG9T	40mL Na Thio amber vial		ZPLC	Ziploc Bag
BP2N	500mL HNO3 plastic		DG9U	40mL unpreserved **amber** vial			
BP2O	500mL NaOH plastic		I	Wipe/Swab			

Pace Analytical Services, Inc.
1700 Elm Street
Minneapolis, MN 55414
Phone: 612.607.1700
Fax: 612.607.6444

www.pacelabs.com

Report Prepared for:

Jennifer Gross
PASI Seattle
940 S. Harney Street
Seattle WA 98108

REPORT OF LABORATORY ANALYSIS FOR PCDD/PCDF

Report Prepared Date:
December 17, 2010

Report Information:

Pace Project #: 10144557
Sample Receipt Date: 12/04/2010
Client Project #: 255893
Client Sub PO #: N/A
State Cert #: C755

Invoicing & Reporting Options:

The report provided has been invoiced as a Level 2 PCDD/PCDF Report. If an upgrade of this report package is requested, an additional charge may be applied.

Please review the attached invoice for accuracy and forward any questions to Nate Habte, your Pace Project Manager.

This report has been reviewed by:

December 17, 2010

Nate Habte, Project Manager
(612) 607-6407
(612) 607-6444 (fax)
natnael.habte@pacelabs.com

ACCREDITED IN ACCORDANCE WITH nelac

Report of Laboratory Analysis

This report should not be reproduced, except in full, without the written consent of Pace Analytical Services, Inc.

The results relate only to the samples included in this report.

Pace Analytical Services, Inc.
1700 Elm Street
Minneapolis, MN 55414
Phone: 612.607.1700
Fax: 612.607.6444

DISCUSSION

This report presents the results from the analyses performed on seven samples submitted by a representative of Pace Analytica Services, Inc. The samples were analyzed for the presence or absence of polychlorodibenzo-p-dioxins (PCDDs) and polychlorodibenzofurans (PCDFs) using a modified version of USEPA Method 8290. Reporting limits were based on signal-to-noise measurements.

The recoveries of the isotopically-labeled PCDD/PCDF internal standards in the sample extracts ranged from 43-89%. All of the labeled standard recoveries obtained for this project were within the 40-135% target range specified in Method 8290. Also, since the quantification of the native 2,3,7,8-substituted congeners was based on isotope dilution, the data were automatically corrected for variation in recovery and accurate values were obtained.

In some cases, interfering substances impacted the determinations of PCDD or PCDF congeners; the affected value were flagged "I" where incorrect isotope ratios were obtained. Concentrations above the calibration range were flagged "E" and should be regarded as estimates.

A laboratory method blank was prepared and analyzed with each sample batch as part of our routine quality control procedures. The results show the blanks to contain trace levels of selected congeners. These were below the calibration range of the method. The levels reported for the affected congeners in the field samples were higher than the corresponding blank levels by one or more orders of magnitude. These results indicate that the sample processing steps did not contribute significantly to the levels reported for the field samples.

Laboratory spike samples were also prepared with the sample batches using clean sand that had been fortified with native standard materials. The results show that the spiked native compounds were recovered at 91-121%, indicating a high degree of accuracy for these determinations. Matrix spikes were prepared with the extraction batches using sample materials from separate projects; results from these analyses will be provided upon request.

This report shall not be reproduced, except in full,
without the written consent of Pace Analytical Services, Inc.

Pace Analytical Services, Inc.
1700 Elm Street - Suite 200
Minneapolis, MN 55414

Tel: 612-607-1700
Fax: 612- 607-6444

Minnesota Laboratory Certifications

Authority	Certificate #	Authority	Certificate #
Alabama	40770	Montana	92
Alaska	MN00064	Nebraska	
Arizona	AZ0014	Nevada	MN000642010A
Arkansas	88-0680	New Jersey (NE	MN002
California	01155CA	New Mexico	MN00064
Colorado	MN00064	New York (NEL	11647
Connecticut	PH-0256	North Carolina	27700
EPA Region 5	WD-15J	North Dakota	R-036
EPA Region 8	8TMS-Q	Ohio	4150
Florida (NELAP	E87605	Ohio VAP	CL101
Georgia (DNR)	959	Oklahoma	D9922
Guam	09-019r	Oregon (ELAP)	MN200001-005
Hawaii	SLD	Oregon (OREL	MN200001-005
Idaho	MN00064	Pennsylvania	68-00563
Illinois	200012	Saipan	MP0003
Indiana	C-MN-01	South Carolina	74003001
Indiana	C-MN-01	Tennesee	2818
Iowa	368	Tennessee	02818
Kansas	E-10167	Texas	T104704192-08
Kentucky	90062	Utah (NELAP)	PAM
Louisiana	LA0900016	Virginia	00251
Maine	2007029	Washington	C755
Maryland	322	West Virginia	9952C
Michigan	9909	Wisconsin	999407970
Minnesota	027-053-137	Wyoming	8TMS-Q
Mississippi	MN00064		

REPORT OF LABORATORY ANALYSIS

This report shall not be reproduced, except in full,
without the written consent of Pace Analytical Services, Inc.

Appendix A

Sample Management

10144557

Chain of Custody

Pace Analytical®
www.pacelabs.com

Workorder: 255893 **Workorder Name:** East Bay Redevelopment 138130 **Owner Received Date:** 12/3/2010 **Results Requested By:** ~~12/15/2010~~ 12/17/10

Report To	Subcontract To
Jennifer Gross Pace Analytical Services, Inc. 940 South Harney Seattle WA 98108 Phone (206)767-5060 Fax (206)767-5063	Pace Analytical Minnesota 1700 Elm Street Suite 200 Minneapolis, MN 55414 Phone (612)607-1700

Item	Sample ID	Sample Type	Collect Date/Time	Lab ID	Matrix	Preserved Containers: Unpreserved	Requested Analysis: As, Ni, Cu, Pb, Cd by 6020	Furans	Dioxin	LAB USE ONLY
1	SPL-13-1	PS	12/3/2010 13:10	255893001	Solid	2	X	X	X	
2	SPL-13-2	PS	12/3/2010 13:15	255893002	Solid	2	X	X	X	
3	SPL-13-3	PS	12/3/2010 13:30	255893003	Solid	2	X	X	X	
4	SPL-13-4	PS	12/3/2010 14:00	255893004	Solid	2	X	X	X	
5	SPL-13-5	PS	12/3/2010 14:20	255893005	Solid	2	X	X	X	
6	SPL-13-6	PS	12/3/2010 14:40	255893006	Solid	2	X	X	X	
7	SPL-13-7	PS	12/3/2010 15:00	255893007	Solid	2	X	X	X	

Transfers	Released By	Date/Time	Received By	Date/Time
1		12/3 1700		12/4/10 11:52
2				
3				

Comments: Dioxins are Rush

Cooler Temperature on Receipt 3.7 °C | Custody Seal Y or (N) | Received on Ice (Y) or N | Samples Intact (Y) or N

Sample Condition Upon Receipt

Pace Analytical

Client Name: Pace WA Project # 10144557

Courier: ☒ Fed Ex ☐ UPS ☐ USPS ☐ Client ☐ Commercial ☐ Pace Other _____

Tracking #: 7965 1627 0611

Optional: Proj. Due Date: Proj. Name:

Custody Seal on Cooler/Box Present: ☐ yes ☒ no Seals intact: ☐ yes ☐ no

Packing Material: ☒ Bubble Wrap ☒ Bubble Bags ☐ None ☐ Other _____ Temp Blank: Yes X No _____

Thermometer Used ~~80344042 or~~ 179425 Type of Ice: (Wet) Blue None ☐ Samples on ice, cooling process has begun

Cooler Temperature 3.7 Biological Tissue is Frozen: Yes No

Temp should be above freezing to 6°C Comments:

Date and Initials of person examining contents: 12.4.10 K

Chain of Custody Present:	☑Yes ☐No ☐N/A	1.
Chain of Custody Filled Out:	☑Yes ☐No ☐N/A	2.
Chain of Custody Relinquished:	☑Yes ☐No ☐N/A	3.
Sampler Name & Signature on COC:	☑Yes ☐No ☐N/A	4.
Samples Arrived within Hold Time:	☑Yes ☐No ☐N/A	5.
Short Hold Time Analysis (<72hr):	☐Yes ☑No ☐N/A	6.
Rush Turn Around Time Requested:	☐Yes ☑No ☐N/A	7.
Sufficient Volume:	☑Yes ☐No ☐N/A	8.
Correct Containers Used:	☑Yes ☐No ☐N/A	9.
-Pace Containers Used:	☑Yes ☐No ☐N/A	
Containers Intact:	☑Yes ☐No ☐N/A	10.
Filtered volume received for Dissolved tests	☐Yes ☐No ☑N/A	11.
Sample Labels match COC:	☑Yes ☐No ☐N/A	12.
-Includes date/time/ID/Analysis Matrix: SL		
All containers needing acid/base preservation have been checked. Noncompliance are noted in 13.	☐Yes ☐No ☑N/A	13. ☐ HNO3 ☐ H2SO4 ☐ NaOH ☐ HCl Samp #
All containers needing preservation are found to be in compliance with EPA recommendation.	☐Yes ☐No ☑N/A	
Exceptions: VOA,Coliform, TOC, Oil and Grease, WI-DRO (water)	☐Yes ☐No	Initial when completed / Lot # of added preservative
Samples checked for dechlorination:	☐Yes ☐No ☑N/A	14.
Headspace in VOA Vials (>6mm):	☐Yes ☐No ☑N/A	15.
Trip Blank Present:	☐Yes ☐No ☑N/A	16.
Trip Blank Custody Seals Present	☐Yes ☐No ☑N/A	
Pace Trip Blank Lot # (if purchased):		

Client Notification/ Resolution: Field Data Required? Y / N

Person Contacted: _____ Date/Time: _____

Comments/ Resolution: _____

Project Manager Review: MAH **Date:** 12/6/10

Note: Whenever there is a discrepancy affecting North Carolina compliance samples, a copy of this form will be sent to the North Carolina DENR.

F-L213Rev.00, 05Aug2009

Pace Analytical Services, Inc.
1700 Elm Street SE, Suite 200, Minneapolis, MN 55414

Pace Analytical Services, Inc.
1700 Elm Street - Suite 200
Minneapolis, MN 55414

Tel: 612-607-1700
Fax: 612- 607-6444

Reporting Flags

A = Reporting Limit based on signal to noise

B = Less than 10x higher than method blank level

C = Result obtained from confirmation analysis

D = Result obtained from analysis of diluted sample

E = Exceeds calibration range

I = Interference present

J = Estimated value

Nn = Value obtained from additional analysis

P = PCDE Interference

R = Recovery outside target range

S = Peak saturated

U = Analyte not detected

V = Result verified by confirmation analysis

X = %D Exceeds limits

Y = Calculated using average of daily RFs

* = See Discussion

This report shall not be reproduced, except in full,
without the written consent of Pace Analytical Services, Inc.

Appendix B

Sample Analysis Summary

Pace Analytical Services, Inc.
1700 Elm Street - Suite 200
Minneapolis, MN 55414

Tel: 612-607-1700
Fax: 612- 607-6444

Method 8290 Sample Analysis Results

Client - PASI Seattle

Client's Sample ID	SPL-13-1		
Lab Sample ID	255893001		
Filename	F101211B_03		
Injected By	CVS		
Total Amount Extracted	11.2 g	Matrix	Solid
% Moisture	9.5	Dilution	NA
Dry Weight Extracted	10.1 g	Collected	12/03/2010 13:10
ICAL ID	F101206	Received	12/04/2010 11:55
CCal Filename(s)	F101211B_01 & F101211B_14	Extracted	12/08/2010 18:00
Method Blank ID	BLANK-27185	Analyzed	12/11/2010 16:48

Native Isomers	Conc ng/Kg	EMPC ng/Kg	EDL ng/Kg		Internal Standards	ng's Added	Percent Recovery
2,3,7,8-TCDF	ND	-----	0.74		2,3,7,8-TCDF-13C	2.00	75
Total TCDF	27.0	-----	0.74		2,3,7,8-TCDD-13C	2.00	89
					1,2,3,7,8-PeCDF-13C	2.00	79
2,3,7,8-TCDD	ND	-----	1.00		2,3,4,7,8-PeCDF-13C	2.00	77
Total TCDD	39.0	-----	1.00		1,2,3,7,8-PeCDD-13C	2.00	89
					1,2,3,4,7,8-HxCDF-13C	2.00	77
1,2,3,7,8-PeCDF	4.9	-----	0.66	J	1,2,3,6,7,8-HxCDF-13C	2.00	83
2,3,4,7,8-PeCDF	13.0	-----	0.88		2,3,4,6,7,8-HxCDF-13C	2.00	63
Total PeCDF	100.0	-----	0.77		1,2,3,7,8,9-HxCDF-13C	2.00	71
					1,2,3,4,7,8-HxCDD-13C	2.00	83
1,2,3,7,8-PeCDD	4.5	-----	0.51	J	1,2,3,6,7,8-HxCDD-13C	2.00	82
Total PeCDD	56.0	-----	0.51		1,2,3,4,6,7,8-HpCDF-13C	2.00	67
					1,2,3,4,7,8,9-HpCDF-13C	2.00	59
1,2,3,4,7,8-HxCDF	24.0	-----	0.80		1,2,3,4,6,7,8-HpCDD-13C	2.00	73
1,2,3,6,7,8-HxCDF	9.2	-----	1.30		OCDD-13C	4.00	70 Y
2,3,4,6,7,8-HxCDF	13.0	-----	1.40				
1,2,3,7,8,9-HxCDF	9.3	-----	1.50		1,2,3,4-TCDD-13C	2.00	NA
Total HxCDF	430.0	-----	1.20		1,2,3,7,8,9-HxCDD-13C	2.00	NA
1,2,3,4,7,8-HxCDD	5.7	-----	1.20		2,3,7,8-TCDD-37Cl4	0.20	84
1,2,3,6,7,8-HxCDD	23.0	-----	1.30				
1,2,3,7,8,9-HxCDD	10.0	-----	0.77				
Total HxCDD	180.0	-----	1.10				
1,2,3,4,6,7,8-HpCDF	210.0	-----	0.84		Total 2,3,7,8-TCDD		
1,2,3,4,7,8,9-HpCDF	22.0	-----	1.60		Equivalence: 31 ng/Kg		
Total HpCDF	900.0	-----	1.20		(Using 2005 WHO Factors - Using PRL/2 where ND)		
1,2,3,4,6,7,8-HpCDD	680.0	-----	2.60				
Total HpCDD	1200.0	-----	2.60				
OCDF	780.0	-----	1.40				
OCDD	10000.0	-----	1.50	E			

Conc = Concentration (Totals include 2,3,7,8-substituted isomers).
EMPC = Estimated Maximum Possible Concentration
EDL = Estimated Detection Limit

ND = Not Detected
NA = Not Applicable
NC = Not Calculated

Results reported on a dry weight basis and are valid to no more than 2 significant figures.
J = Estimated value
E = Exceeds calibration range
Y = Calculated using average of daily RFs

REPORT OF LABORATORY ANALYSIS

This report shall not be reproduced, except in full,
without the written consent of Pace Analytical Services, Inc.

Pace Analytical Services, Inc.
1700 Elm Street - Suite 200
Minneapolis, MN 55414

Tel: 612-607-1700
Fax: 612- 607-6444

Method 8290 Sample Analysis Results

Client - PASI Seattle

Client's Sample ID	SPL-13-2		
Lab Sample ID	255893002		
Filename	F101211B_04		
Injected By	CVS		
Total Amount Extracted	11.2 g	Matrix	Solid
% Moisture	9.3	Dilution	NA
Dry Weight Extracted	10.2 g	Collected	12/03/2010 13:15
ICAL ID	F101206	Received	12/04/2010 11:55
CCal Filename(s)	F101211B_01 & F101211B_14	Extracted	12/08/2010 18:00
Method Blank ID	BLANK-27185	Analyzed	12/11/2010 17:36

Native Isomers	Conc ng/Kg	EMPC ng/Kg	EDL ng/Kg		Internal Standards	ng's Added	Percent Recovery	
2,3,7,8-TCDF	3.3	-----	0.77		2,3,7,8-TCDF-13C	2.00	53	
Total TCDF	41.0	-----	0.77		2,3,7,8-TCDD-13C	2.00	65	
					1,2,3,7,8-PeCDF-13C	2.00	55	
2,3,7,8-TCDD	ND	-----	0.78		2,3,4,7,8-PeCDF-13C	2.00	50	
Total TCDD	40.0	-----	0.78		1,2,3,7,8-PeCDD-13C	2.00	58	
					1,2,3,4,7,8-HxCDF-13C	2.00	64	
1,2,3,7,8-PeCDF	6.5	-----	0.76		1,2,3,6,7,8-HxCDF-13C	2.00	61	
2,3,4,7,8-PeCDF	15.0	-----	0.52		2,3,4,6,7,8-HxCDF-13C	2.00	48	
Total PeCDF	130.0	-----	0.64		1,2,3,7,8,9-HxCDF-13C	2.00	55	
					1,2,3,4,7,8-HxCDD-13C	2.00	65	
1,2,3,7,8-PeCDD	4.0	-----	0.66	J	1,2,3,6,7,8-HxCDD-13C	2.00	63	
Total PeCDD	59.0	-----	0.66		1,2,3,4,6,7,8-HpCDF-13C	2.00	55	
					1,2,3,4,7,8,9-HpCDF-13C	2.00	49	
1,2,3,4,7,8-HxCDF	23.0	-----	1.30		1,2,3,4,6,7,8-HpCDD-13C	2.00	63	
1,2,3,6,7,8-HxCDF	7.3	-----	0.86		OCDD-13C	4.00	60	Y
2,3,4,6,7,8-HxCDF	12.0	-----	1.80					
1,2,3,7,8,9-HxCDF	9.2	-----	1.80		1,2,3,4-TCDD-13C	2.00	NA	
Total HxCDF	400.0	-----	1.40		1,2,3,7,8,9-HxCDD-13C	2.00	NA	
1,2,3,4,7,8-HxCDD	5.1	-----	1.10		2,3,7,8-TCDD-37Cl4	0.20	61	
1,2,3,6,7,8-HxCDD	28.0	-----	0.85					
1,2,3,7,8,9-HxCDD	8.3	-----	0.74					
Total HxCDD	170.0	-----	0.89					
1,2,3,4,6,7,8-HpCDF	160.0	-----	1.20		Total 2,3,7,8-TCDD			
1,2,3,4,7,8,9-HpCDF	14.0	-----	1.60		Equivalence: 29 ng/Kg			
Total HpCDF	640.0	-----	1.40		(Using 2005 WHO Factors - Using PRL/2 where ND)			
1,2,3,4,6,7,8-HpCDD	660.0	-----	2.40					
Total HpCDD	1100.0	-----	2.40					
OCDF	530.0	-----	3.70					
OCDD	6900.0	-----	1.90	E				

Conc = Concentration (Totals include 2,3,7,8-substituted isomers).
EMPC = Estimated Maximum Possible Concentration
EDL = Estimated Detection Limit

ND = Not Detected
NA = Not Applicable
NC = Not Calculated

Results reported on a dry weight basis and are valid to no more than 2 significant figures.
J = Estimated value
E = Exceeds calibration range
Y = Calculated using average of daily RFs

REPORT OF LABORATORY ANALYSIS

This report shall not be reproduced, except in full,
without the written consent of Pace Analytical Services, Inc.

Pace Analytical Services, Inc.
1700 Elm Street - Suite 200
Minneapolis, MN 55414

Tel: 612-607-1700
Fax: 612- 607-6444

Method 8290 Sample Analysis Results

Client - PASI Seattle

Client's Sample ID	SPL-13-3		
Lab Sample ID	255893003-R		
Filename	U101216B_06		
Injected By	SMT		
Total Amount Extracted	12.4 g	Matrix	Solid
% Moisture	9.8	Dilution	NA
Dry Weight Extracted	11.2 g	Collected	12/03/2010 13:30
ICAL ID	U101204A	Received	12/04/2010 11:55
CCal Filename(s)	U101216B_02 & U101216B_17	Extracted	12/14/2010 17:00
Method Blank ID	BLANK-27272	Analyzed	12/16/2010 18:06

Native Isomers	Conc ng/Kg	EMPC ng/Kg	EDL ng/Kg		Internal Standards	ng's Added	Percent Recovery
2,3,7,8-TCDF	1.60	-----	0.053		2,3,7,8-TCDF-13C	2.00	56
Total TCDF	27.00	-----	0.053		2,3,7,8-TCDD-13C	2.00	78
					1,2,3,7,8-PeCDF-13C	2.00	57
2,3,7,8-TCDD	0.34	-----	0.067	J	2,3,4,7,8-PeCDF-13C	2.00	57
Total TCDD	28.00	-----	0.067		1,2,3,7,8-PeCDD-13C	2.00	77
					1,2,3,4,7,8-HxCDF-13C	2.00	66
1,2,3,7,8-PeCDF	1.60	-----	0.110	J	1,2,3,6,7,8-HxCDF-13C	2.00	60
2,3,4,7,8-PeCDF	3.90	-----	0.087	J	2,3,4,6,7,8-HxCDF-13C	2.00	60
Total PeCDF	34.00	-----	0.099		1,2,3,7,8,9-HxCDF-13C	2.00	60
					1,2,3,4,7,8-HxCDD-13C	2.00	76
1,2,3,7,8-PeCDD	1.80	-----	0.060	J	1,2,3,6,7,8-HxCDD-13C	2.00	73
Total PeCDD	38.00	-----	0.060		1,2,3,4,6,7,8-HpCDF-13C	2.00	66
					1,2,3,4,7,8,9-HpCDF-13C	2.00	62
1,2,3,4,7,8-HxCDF	6.00	-----	0.083		1,2,3,4,6,7,8-HpCDD-13C	2.00	81
1,2,3,6,7,8-HxCDF	2.80	-----	0.130	J	OCDD-13C	4.00	53
2,3,4,6,7,8-HxCDF	3.30	-----	0.110	J			
1,2,3,7,8,9-HxCDF	1.50	-----	0.120	J	1,2,3,4-TCDD-13C	2.00	NA
Total HxCDF	72.00	-----	0.110		1,2,3,7,8,9-HxCDD-13C	2.00	NA
1,2,3,4,7,8-HxCDD	2.70	-----	0.170	J	2,3,7,8-TCDD-37Cl4	0.20	73
1,2,3,6,7,8-HxCDD	7.70	-----	0.170				
1,2,3,7,8,9-HxCDD	4.60	-----	0.160				
Total HxCDD	77.00	-----	0.170				
1,2,3,4,6,7,8-HpCDF	39.00	-----	0.210		Total 2,3,7,8-TCDD		
1,2,3,4,7,8,9-HpCDF	3.40	-----	0.200	J	Equivalence: 9.4 ng/Kg		
Total HpCDF	150.00	-----	0.200		(Using 2005 WHO Factors - Using PRL/2 where ND)		
1,2,3,4,6,7,8-HpCDD	190.00	-----	0.490				
Total HpCDD	350.00	-----	0.490				
OCDF	120.00	-----	0.120				
OCDD	2200.00	-----	0.180				

Conc = Concentration (Totals include 2,3,7,8-substituted isomers).
EMPC = Estimated Maximum Possible Concentration
EDL = Estimated Detection Limit

ND = Not Detected
NA = Not Applicable
NC = Not Calculated

Results reported on a dry weight basis and are valid to no more than 2 significant figures.
J = Estimated value

REPORT OF LABORATORY ANALYSIS

This report shall not be reproduced, except in full,
without the written consent of Pace Analytical Services, Inc.

Pace Analytical Services, Inc.
1700 Elm Street - Suite 200
Minneapolis, MN 55414

Tel: 612-607-1700
Fax: 612- 607-6444

Method 8290 Sample Analysis Results

Client - PASI Seattle

Client's Sample ID	SPL-13-4		
Lab Sample ID	255893004		
Filename	F101211B_06		
Injected By	CVS		
Total Amount Extracted	14.6 g	Matrix	Solid
% Moisture	23.5	Dilution	NA
Dry Weight Extracted	11.2 g	Collected	12/03/2010 14:00
ICAL ID	F101206	Received	12/04/2010 11:55
CCal Filename(s)	F101211B_01 & F101211B_14	Extracted	12/08/2010 18:00
Method Blank ID	BLANK-27185	Analyzed	12/11/2010 19:12

Native Isomers	Conc ng/Kg	EMPC ng/Kg	EDL ng/Kg		Internal Standards	ng's Added	Percent Recovery
2,3,7,8-TCDF	-----	1.1	0.47	I	2,3,7,8-TCDF-13C	2.00	49
Total TCDF	6.7	-----	0.47		2,3,7,8-TCDD-13C	2.00	58
					1,2,3,7,8-PeCDF-13C	2.00	54
2,3,7,8-TCDD	ND	-----	0.85		2,3,4,7,8-PeCDF-13C	2.00	50
Total TCDD	16.0	-----	0.85		1,2,3,7,8-PeCDD-13C	2.00	60
					1,2,3,4,7,8-HxCDF-13C	2.00	54
1,2,3,7,8-PeCDF	2.6	-----	0.45	J	1,2,3,6,7,8-HxCDF-13C	2.00	57
2,3,4,7,8-PeCDF	5.6	-----	0.71		2,3,4,6,7,8-HxCDF-13C	2.00	46
Total PeCDF	39.0	-----	0.58		1,2,3,7,8,9-HxCDF-13C	2.00	50
					1,2,3,4,7,8-HxCDD-13C	2.00	52
1,2,3,7,8-PeCDD	2.8	-----	0.63	J	1,2,3,6,7,8-HxCDD-13C	2.00	57
Total PeCDD	23.0	-----	0.63		1,2,3,4,6,7,8-HpCDF-13C	2.00	48
					1,2,3,4,7,8,9-HpCDF-13C	2.00	43
1,2,3,4,7,8-HxCDF	13.0	-----	1.00		1,2,3,4,6,7,8-HpCDD-13C	2.00	52
1,2,3,6,7,8-HxCDF	5.0	-----	0.55		OCDD-13C	4.00	53 Y
2,3,4,6,7,8-HxCDF	4.9	-----	0.84				
1,2,3,7,8,9-HxCDF	3.8	-----	1.50	J	1,2,3,4-TCDD-13C	2.00	NA
Total HxCDF	150.0	-----	0.98		1,2,3,7,8,9-HxCDD-13C	2.00	NA
1,2,3,4,7,8-HxCDD	3.0	-----	0.85	J	2,3,7,8-TCDD-37Cl4	0.20	55
1,2,3,6,7,8-HxCDD	13.0	-----	1.10				
1,2,3,7,8,9-HxCDD	8.0	-----	0.90				
Total HxCDD	95.0	-----	0.94				
1,2,3,4,6,7,8-HpCDF	72.0	-----	0.79		Total 2,3,7,8-TCDD		
1,2,3,4,7,8,9-HpCDF	5.3	-----	0.94		Equivalence: 16 ng/Kg		
Total HpCDF	270.0	-----	0.86		(Using 2005 WHO Factors - Using PRL/2 where ND)		
1,2,3,4,6,7,8-HpCDD	390.0	-----	2.20				
Total HpCDD	760.0	-----	2.20				
OCDF	230.0	-----	1.60				
OCDD	4600.0	-----	1.20				

Conc = Concentration (Totals include 2,3,7,8-substituted isomers).
EMPC = Estimated Maximum Possible Concentration
EDL = Estimated Detection Limit

ND = Not Detected
NA = Not Applicable
NC = Not Calculated

Results reported on a dry weight basis and are valid to no more than 2 significant figures.
J = Estimated value
I = Interference present
Y = Calculated using average of daily RFs

REPORT OF LABORATORY ANALYSIS

This report shall not be reproduced, except in full,
without the written consent of Pace Analytical Services, Inc.

Pace Analytical Services, Inc.
1700 Elm Street - Suite 200
Minneapolis, MN 55414

Tel: 612-607-1700
Fax: 612- 607-6444

Method 8290 Sample Analysis Results

Client - PASI Seattle

Client's Sample ID	SPL-13-5		
Lab Sample ID	255893005		
Filename	F101211B_07		
Injected By	CVS		
Total Amount Extracted	11.4 g	Matrix	Solid
% Moisture	8.5	Dilution	NA
Dry Weight Extracted	10.4 g	Collected	12/03/2010 14:20
ICAL ID	F101206	Received	12/04/2010 11:55
CCal Filename(s)	F101211B_01 & F101211B_14	Extracted	12/08/2010 18:00
Method Blank ID	BLANK-27185	Analyzed	12/11/2010 20:00

Native Isomers	Conc ng/Kg	EMPC ng/Kg	EDL ng/Kg		Internal Standards	ng's Added	Percent Recovery
2,3,7,8-TCDF	2.0	-----	0.83		2,3,7,8-TCDF-13C	2.00	56
Total TCDF	28.0	-----	0.83		2,3,7,8-TCDD-13C	2.00	64
					1,2,3,7,8-PeCDF-13C	2.00	59
2,3,7,8-TCDD	ND	-----	0.90		2,3,4,7,8-PeCDF-13C	2.00	57
Total TCDD	24.0	-----	0.90		1,2,3,7,8-PeCDD-13C	2.00	67
					1,2,3,4,7,8-HxCDF-13C	2.00	60
1,2,3,7,8-PeCDF	2.0	-----	0.75	J	1,2,3,6,7,8-HxCDF-13C	2.00	58
2,3,4,7,8-PeCDF	4.9	-----	0.93		2,3,4,6,7,8-HxCDF-13C	2.00	50
Total PeCDF	45.0	-----	0.84		1,2,3,7,8,9-HxCDF-13C	2.00	57
					1,2,3,4,7,8-HxCDD-13C	2.00	59
1,2,3,7,8-PeCDD	1.8	-----	0.68	J	1,2,3,6,7,8-HxCDD-13C	2.00	64
Total PeCDD	44.0	-----	0.68		1,2,3,4,6,7,8-HpCDF-13C	2.00	50
					1,2,3,4,7,8,9-HpCDF-13C	2.00	48
1,2,3,4,7,8-HxCDF	7.7	-----	1.00		1,2,3,4,6,7,8-HpCDD-13C	2.00	58
1,2,3,6,7,8-HxCDF	2.8	-----	1.10	J	OCDD-13C	4.00	55 Y
2,3,4,6,7,8-HxCDF	3.8	-----	1.20	J			
1,2,3,7,8,9-HxCDF	2.2	-----	1.80	J	1,2,3,4-TCDD-13C	2.00	NA
Total HxCDF	120.0	-----	1.30		1,2,3,7,8,9-HxCDD-13C	2.00	NA
1,2,3,4,7,8-HxCDD	2.7	-----	0.99	J	2,3,7,8-TCDD-37Cl4	0.20	61
1,2,3,6,7,8-HxCDD	7.4	-----	1.00				
1,2,3,7,8,9-HxCDD	-----	2.9	1.00	I			
Total HxCDD	84.0	-----	1.00				
1,2,3,4,6,7,8-HpCDF	57.0	-----	1.10		Total 2,3,7,8-TCDD		
1,2,3,4,7,8,9-HpCDF	4.9	-----	2.10		Equivalence: 10 ng/Kg		
Total HpCDF	240.0	-----	1.60		(Using 2005 WHO Factors - Using PRL/2 where ND)		
1,2,3,4,6,7,8-HpCDD	200.0	-----	2.10				
Total HpCDD	360.0	-----	2.10				
OCDF	210.0	-----	3.00				
OCDD	2300.0	-----	1.30				

Conc = Concentration (Totals include 2,3,7,8-substituted isomers).
EMPC = Estimated Maximum Possible Concentration
EDL = Estimated Detection Limit

ND = Not Detected
NA = Not Applicable
NC = Not Calculated

Results reported on a dry weight basis and are valid to no more than 2 significant figures.
J = Estimated value
I = Interference present
Y = Calculated using average of daily RFs

REPORT OF LABORATORY ANALYSIS

This report shall not be reproduced, except in full,
without the written consent of Pace Analytical Services, Inc.

Pace Analytical Services, Inc.
1700 Elm Street - Suite 200
Minneapolis, MN 55414

Tel: 612-607-1700
Fax: 612- 607-6444

Method 8290 Sample Analysis Results

Client - PASI Seattle

Client's Sample ID	SPL-13-6		
Lab Sample ID	255893006		
Filename	F101211B_08		
Injected By	CVS		
Total Amount Extracted	12.6 g	Matrix	Solid
% Moisture	8.4	Dilution	NA
Dry Weight Extracted	11.5 g	Collected	12/03/2010 14:40
ICAL ID	F101206	Received	12/04/2010 11:55
CCal Filename(s)	F101211B_01 & F101211B_14	Extracted	12/08/2010 18:00
Method Blank ID	BLANK-27185	Analyzed	12/11/2010 20:48

Native Isomers	Conc ng/Kg	EMPC ng/Kg	EDL ng/Kg		Internal Standards	ng's Added	Percent Recovery
2,3,7,8-TCDF	ND	-----	0.85		2,3,7,8-TCDF-13C	2.00	69
Total TCDF	3.6	-----	0.85		2,3,7,8-TCDD-13C	2.00	81
					1,2,3,7,8-PeCDF-13C	2.00	76
2,3,7,8-TCDD	ND	-----	0.97		2,3,4,7,8-PeCDF-13C	2.00	75
Total TCDD	12.0	-----	0.97		1,2,3,7,8-PeCDD-13C	2.00	89
					1,2,3,4,7,8-HxCDF-13C	2.00	77
1,2,3,7,8-PeCDF	1.2	-----	0.56	J	1,2,3,6,7,8-HxCDF-13C	2.00	77
2,3,4,7,8-PeCDF	3.1	-----	0.38	J	2,3,4,6,7,8-HxCDF-13C	2.00	64
Total PeCDF	20.0	-----	0.47		1,2,3,7,8,9-HxCDF-13C	2.00	76
					1,2,3,4,7,8-HxCDD-13C	2.00	81
1,2,3,7,8-PeCDD	-----	1.1	0.79	I	1,2,3,6,7,8-HxCDD-13C	2.00	80
Total PeCDD	4.9	-----	0.79		1,2,3,4,6,7,8-HpCDF-13C	2.00	65
					1,2,3,4,7,8,9-HpCDF-13C	2.00	69
1,2,3,4,7,8-HxCDF	5.3	-----	0.51		1,2,3,4,6,7,8-HpCDD-13C	2.00	79
1,2,3,6,7,8-HxCDF	2.6	-----	0.74	J	OCDD-13C	4.00	76 Y
2,3,4,6,7,8-HxCDF	2.4	-----	0.56	J			
1,2,3,7,8,9-HxCDF	1.3	-----	0.66	J	1,2,3,4-TCDD-13C	2.00	NA
Total HxCDF	60.0	-----	0.62		1,2,3,7,8,9-HxCDD-13C	2.00	NA
1,2,3,4,7,8-HxCDD	1.6	-----	0.75	J	2,3,7,8-TCDD-37Cl4	0.20	77
1,2,3,6,7,8-HxCDD	5.8	-----	0.79				
1,2,3,7,8,9-HxCDD	2.3	-----	0.80	J			
Total HxCDD	45.0	-----	0.78				
1,2,3,4,6,7,8-HpCDF	24.0	-----	0.64		Total 2,3,7,8-TCDD		
1,2,3,4,7,8,9-HpCDF	2.0	-----	1.20	J	Equivalence: 5.9 ng/Kg		
Total HpCDF	87.0	-----	0.91		(Using 2005 WHO Factors - Using PRL/2 where ND)		
1,2,3,4,6,7,8-HpCDD	120.0	-----	1.50				
Total HpCDD	210.0	-----	1.50				
OCDF	66.0	-----	1.50				
OCDD	1200.0	-----	2.70				

Conc = Concentration (Totals include 2,3,7,8-substituted isomers).
EMPC = Estimated Maximum Possible Concentration
EDL = Estimated Detection Limit

ND = Not Detected
NA = Not Applicable
NC = Not Calculated

Results reported on a dry weight basis and are valid to no more than 2 significant figures.
J = Estimated value
I = Interference present
Y = Calculated using average of daily RFs

REPORT OF LABORATORY ANALYSIS

This report shall not be reproduced, except in full,
without the written consent of Pace Analytical Services, Inc.

Pace Analytical Services, Inc.
1700 Elm Street - Suite 200
Minneapolis, MN 55414

Tel: 612-607-1700
Fax: 612- 607-6444

Method 8290 Sample Analysis Results

Client - PASI Seattle

Client's Sample ID	SPL-13-7		
Lab Sample ID	255893007		
Filename	F101211B_09		
Injected By	CVS		
Total Amount Extracted	11.1 g	Matrix	Solid
% Moisture	9.0	Dilution	NA
Dry Weight Extracted	10.1 g	Collected	12/03/2010 15:00
ICAL ID	F101206	Received	12/04/2010 11:55
CCal Filename(s)	F101211B_01 & F101211B_14	Extracted	12/08/2010 18:00
Method Blank ID	BLANK-27185	Analyzed	12/11/2010 21:36

Native Isomers	Conc ng/Kg	EMPC ng/Kg	EDL ng/Kg		Internal Standards	ng's Added	Percent Recovery
2,3,7,8-TCDF	5.9	-----	0.98		2,3,7,8-TCDF-13C	2.00	66
Total TCDF	66.0	-----	0.98		2,3,7,8-TCDD-13C	2.00	81
					1,2,3,7,8-PeCDF-13C	2.00	69
2,3,7,8-TCDD	1.1	-----	1.00		2,3,4,7,8-PeCDF-13C	2.00	65
Total TCDD	68.0	-----	1.00		1,2,3,7,8-PeCDD-13C	2.00	74
					1,2,3,4,7,8-HxCDF-13C	2.00	72
1,2,3,7,8-PeCDF	11.0	-----	0.96		1,2,3,6,7,8-HxCDF-13C	2.00	73
2,3,4,7,8-PeCDF	31.0	-----	0.93		2,3,4,6,7,8-HxCDF-13C	2.00	59
Total PeCDF	260.0	-----	0.95		1,2,3,7,8,9-HxCDF-13C	2.00	65
					1,2,3,4,7,8-HxCDD-13C	2.00	73
1,2,3,7,8-PeCDD	6.7	-----	1.00		1,2,3,6,7,8-HxCDD-13C	2.00	74
Total PeCDD	100.0	-----	1.00		1,2,3,4,6,7,8-HpCDF-13C	2.00	57
					1,2,3,4,7,8,9-HpCDF-13C	2.00	57
1,2,3,4,7,8-HxCDF	51.0	-----	0.94		1,2,3,4,6,7,8-HpCDD-13C	2.00	71
1,2,3,6,7,8-HxCDF	20.0	-----	0.78		OCDD-13C	4.00	63 Y
2,3,4,6,7,8-HxCDF	23.0	-----	1.20				
1,2,3,7,8,9-HxCDF	16.0	-----	2.70		1,2,3,4-TCDD-13C	2.00	NA
Total HxCDF	820.0	-----	1.40		1,2,3,7,8,9-HxCDD-13C	2.00	NA
1,2,3,4,7,8-HxCDD	-----	8.9	1.10	I	2,3,7,8-TCDD-37Cl4	0.20	79
1,2,3,6,7,8-HxCDD	61.0	-----	1.40				
1,2,3,7,8,9-HxCDD	20.0	-----	1.60				
Total HxCDD	300.0	-----	1.40				
1,2,3,4,6,7,8-HpCDF	360.0	-----	1.80		Total 2,3,7,8-TCDD		
1,2,3,4,7,8,9-HpCDF	30.0	-----	2.50		Equivalence: 61 ng/Kg		
Total HpCDF	1400.0	-----	2.10		(Using 2005 WHO Factors - Using PRL/2 where ND)		
1,2,3,4,6,7,8-HpCDD	1500.0	-----	5.90				
Total HpCDD	2500.0	-----	5.90				
OCDF	1100.0	-----	2.00				
OCDD	14000.0	-----	1.40	E			

Conc = Concentration (Totals include 2,3,7,8-substituted isomers).
EMPC = Estimated Maximum Possible Concentration
EDL = Estimated Detection Limit

ND = Not Detected
NA = Not Applicable
NC = Not Calculated

Results reported on a dry weight basis and are valid to no more than 2 significant figures.
E = Exceeds calibration range
I = Interference present
Y = Calculated using average of daily RFs

REPORT OF LABORATORY ANALYSIS

This report shall not be reproduced, except in full,
without the written consent of Pace Analytical Services, Inc.

Pace Analytical Services, Inc.
1700 Elm Street - Suite 200
Minneapolis, MN 55414

Tel: 612-607-1700
Fax: 612- 607-6444

Method 8290 Blank Analysis Results

Lab Sample ID	BLANK-27185	Matrix	Solid
Filename	F101210B_10	Dilution	NA
Total Amount Extracted	20.1 g	Extracted	12/08/2010 18:00
ICAL ID	F101206	Analyzed	12/10/2010 23:59
CCal Filename(s)	F101210B_02 & F101210B_14	Injected By	CVS

Native Isomers	Conc ng/Kg	EMPC ng/Kg	EDL ng/Kg	Internal Standards	ng's Added	Percent Recovery
2,3,7,8-TCDF	ND	-----	0.21	2,3,7,8-TCDF-13C	2.00	73
Total TCDF	ND	-----	0.21	2,3,7,8-TCDD-13C	2.00	82
				1,2,3,7,8-PeCDF-13C	2.00	64
2,3,7,8-TCDD	ND	-----	0.25	2,3,4,7,8-PeCDF-13C	2.00	60
Total TCDD	ND	-----	0.25	1,2,3,7,8-PeCDD-13C	2.00	72
				1,2,3,4,7,8-HxCDF-13C	2.00	89
1,2,3,7,8-PeCDF	ND	-----	0.21	1,2,3,6,7,8-HxCDF-13C	2.00	82
2,3,4,7,8-PeCDF	ND	-----	0.19	2,3,4,6,7,8-HxCDF-13C	2.00	70
Total PeCDF	ND	-----	0.20	1,2,3,7,8,9-HxCDF-13C	2.00	70
				1,2,3,4,7,8-HxCDD-13C	2.00	91
1,2,3,7,8-PeCDD	ND	-----	0.19	1,2,3,6,7,8-HxCDD-13C	2.00	81
Total PeCDD	ND	-----	0.19	1,2,3,4,6,7,8-HpCDF-13C	2.00	57
				1,2,3,4,7,8,9-HpCDF-13C	2.00	53
1,2,3,4,7,8-HxCDF	ND	-----	0.21	1,2,3,4,6,7,8-HpCDD-13C	2.00	62
1,2,3,6,7,8-HxCDF	ND	-----	0.20	OCDD-13C	4.00	46
2,3,4,6,7,8-HxCDF	ND	-----	0.26			
1,2,3,7,8,9-HxCDF	ND	-----	0.40	1,2,3,4-TCDD-13C	2.00	NA
Total HxCDF	ND	-----	0.27	1,2,3,7,8,9-HxCDD-13C	2.00	NA
1,2,3,4,7,8-HxCDD	ND	-----	0.24	2,3,7,8-TCDD-37Cl4	0.20	78
1,2,3,6,7,8-HxCDD	ND	-----	0.30			
1,2,3,7,8,9-HxCDD	ND	-----	0.28			
Total HxCDD	ND	-----	0.28			
1,2,3,4,6,7,8-HpCDF	ND	-----	0.29	Total 2,3,7,8-TCDD		
1,2,3,4,7,8,9-HpCDF	ND	-----	0.49	Equivalence: 0.36 ng/Kg		
Total HpCDF	ND	-----	0.39	(Using 2005 WHO Factors - Using PRL/2 where ND)		
1,2,3,4,6,7,8-HpCDD	ND	-----	0.44			
Total HpCDD	ND	-----	0.44			
OCDF	ND	-----	0.74			
OCDD	2.2	-----	1.00 J			

Conc = Concentration (Totals include 2,3,7,8-substituted isomers).
EMPC = Estimated Maximum Possible Concentration
EDL = Estimated Detection Limit

Results reported on a dry weight basis and are valid to no more than 2 significant figures.
J = Estimated value

REPORT OF LABORATORY ANALYSIS

This report shall not be reproduced, except in full,
without the written consent of Pace Analytical Services, Inc.

Pace Analytical Services, Inc.
1700 Elm Street - Suite 200
Minneapolis, MN 55414

Tel: 612-607-1700
Fax: 612- 607-6444

Method 8290 Blank Analysis Results

Lab Sample ID	BLANK-27272	Matrix	Solid
Filename	U101216B_05	Dilution	NA
Total Amount Extracted	10.2 g	Extracted	12/14/2010 17:00
ICAL ID	U101204A	Analyzed	12/16/2010 17:17
CCal Filename(s)	U101216B_02 & U101216B_17	Injected By	SMT

Native Isomers	Conc ng/Kg	EMPC ng/Kg	EDL ng/Kg		Internal Standards	ng's Added	Percent Recovery
2,3,7,8-TCDF	ND	-----	0.063		2,3,7,8-TCDF-13C	2.00	52
Total TCDF	ND	-----	0.063		2,3,7,8-TCDD-13C	2.00	70
					1,2,3,7,8-PeCDF-13C	2.00	58
2,3,7,8-TCDD	ND	-----	0.066		2,3,4,7,8-PeCDF-13C	2.00	58
Total TCDD	ND	-----	0.066		1,2,3,7,8-PeCDD-13C	2.00	77
					1,2,3,4,7,8-HxCDF-13C	2.00	66
1,2,3,7,8-PeCDF	ND	-----	0.065		1,2,3,6,7,8-HxCDF-13C	2.00	62
2,3,4,7,8-PeCDF	ND	-----	0.063		2,3,4,6,7,8-HxCDF-13C	2.00	60
Total PeCDF	0.120	-----	0.064	J	1,2,3,7,8,9-HxCDF-13C	2.00	55
					1,2,3,4,7,8-HxCDD-13C	2.00	78
1,2,3,7,8-PeCDD	ND	-----	0.056		1,2,3,6,7,8-HxCDD-13C	2.00	77
Total PeCDD	ND	-----	0.056		1,2,3,4,6,7,8-HpCDF-13C	2.00	69
					1,2,3,4,7,8,9-HpCDF-13C	2.00	64
1,2,3,4,7,8-HxCDF	0.078	-----	0.047	J	1,2,3,4,6,7,8-HpCDD-13C	2.00	85
1,2,3,6,7,8-HxCDF	-----	0.074	0.051	I	OCDD-13C	4.00	61
2,3,4,6,7,8-HxCDF	-----	0.077	0.047	I			
1,2,3,7,8,9-HxCDF	ND	-----	0.065		1,2,3,4-TCDD-13C	2.00	NA
Total HxCDF	0.078	-----	0.053	J	1,2,3,7,8,9-HxCDD-13C	2.00	NA
1,2,3,4,7,8-HxCDD	ND	-----	0.057		2,3,7,8-TCDD-37Cl4	0.20	61
1,2,3,6,7,8-HxCDD	ND	-----	0.057				
1,2,3,7,8,9-HxCDD	ND	-----	0.056				
Total HxCDD	ND	-----	0.057				
1,2,3,4,6,7,8-HpCDF	0.370	-----	0.110	J	Total 2,3,7,8-TCDD		
1,2,3,4,7,8,9-HpCDF	ND	-----	0.140		Equivalence: 0.11 ng/Kg		
Total HpCDF	0.370	-----	0.120	J	(Using 2005 WHO Factors - Using PRL/2 where ND)		
1,2,3,4,6,7,8-HpCDD	0.190	-----	0.089	J			
Total HpCDD	0.400	-----	0.089	J			
OCDF	-----	0.200	0.180	I			
OCDD	1.100	-----	0.310	J			

Conc = Concentration (Totals include 2,3,7,8-substituted isomers).
EMPC = Estimated Maximum Possible Concentration
EDL = Estimated Detection Limit

Results reported on a dry weight basis and are valid to no more than 2 significant figures.
J = Estimated value
I = Interference present

REPORT OF LABORATORY ANALYSIS

This report shall not be reproduced, except in full,
without the written consent of Pace Analytical Services, Inc.

Pace Analytical Services, Inc.
1700 Elm Street - Suite 200
Minneapolis, MN 55414

Tel: 612-607-1700
Fax: 612- 607-6444

Method 8290 Laboratory Control Spike Results

Lab Sample ID	LCS-27186		
Filename	F101211A_02	Matrix	Solid
Total Amount Extracted	20.1 g	Dilution	NA
ICAL ID	F101206	Extracted	12/08/2010 18:00
CCal Filename(s)	F101211A_01 & F101211A_14	Analyzed	12/11/2010 04:47
Method Blank ID	BLANK-27185	Injected By	CVS

Native Isomers	**Qs** (ng)	**Qm** (ng)	% Rec.	**Internal Standards**	**ng's Added**	**Percent Recovery**
2,3,7,8-TCDF	0.20	0.24	121	2,3,7,8-TCDF-13C	2.0	68
Total TCDF				2,3,7,8-TCDD-13C	2.0	78
				1,2,3,7,8-PeCDF-13C	2.0	69
2,3,7,8-TCDD	0.20	0.20	98	2,3,4,7,8-PeCDF-13C	2.0	62
Total TCDD				1,2,3,7,8-PeCDD-13C	2.0	75
				1,2,3,4,7,8-HxCDF-13C	2.0	73
1,2,3,7,8-PeCDF	1.0	1.1	113	1,2,3,6,7,8-HxCDF-13C	2.0	70
2,3,4,7,8-PeCDF	1.0	1.1	112	2,3,4,6,7,8-HxCDF-13C	2.0	63
Total PeCDF				1,2,3,7,8,9-HxCDF-13C	2.0	69
				1,2,3,4,7,8-HxCDD-13C	2.0	77
1,2,3,7,8-PeCDD	1.0	0.98	98	1,2,3,6,7,8-HxCDD-13C	2.0	69
Total PeCDD				1,2,3,4,6,7,8-HpCDF-13C	2.0	62
				1,2,3,4,7,8,9-HpCDF-13C	2.0	60
1,2,3,4,7,8-HxCDF	1.0	1.1	107	1,2,3,4,6,7,8-HpCDD-13C	2.0	68
1,2,3,6,7,8-HxCDF	1.0	1.1	112	OCDD-13C	4.0	54
2,3,4,6,7,8-HxCDF	1.0	1.1	106			
1,2,3,7,8,9-HxCDF	1.0	1.1	112	1,2,3,4-TCDD-13C	2.0	NA
Total HxCDF				1,2,3,7,8,9-HxCDD-13C	2.0	NA
1,2,3,4,7,8-HxCDD	1.0	1.0	103	2,3,7,8-TCDD-37Cl4	0.20	82
1,2,3,6,7,8-HxCDD	1.0	1.1	108			
1,2,3,7,8,9-HxCDD	1.0	1.1	108			
Total HxCDD						
1,2,3,4,6,7,8-HpCDF	1.0	1.1	106			
1,2,3,4,7,8,9-HpCDF	1.0	1.0	101			
Total HpCDF						
1,2,3,4,6,7,8-HpCDD	1.0	0.96	96			
Total HpCDD						
OCDF	2.0	2.1	106			
OCDD	2.0	2.2	108			

Qs = Quantity Spiked
Qm = Quantity Measured
Rec. = Recovery (Expressed as Percent)
R = Recovery outside of target range
Y = RF averaging used in calculations
Nn = Value obtained from additional analysis
NA = Not Applicable
* = See Discussion

REPORT OF LABORATORY ANALYSIS

This report shall not be reproduced, except in full,
without the written consent of Pace Analytical Services, Inc.

Pace Analytical Services, Inc.
1700 Elm Street - Suite 200
Minneapolis, MN 55414

Tel: 612-607-1700
Fax: 612- 607-6444

Method 8290 Laboratory Control Spike Results

Lab Sample ID	LCS-27273		
Filename	U101216B_16	Matrix	Solid
Total Amount Extracted	10.5 g	Dilution	NA
ICAL ID	U101204A	Extracted	12/14/2010 17:00
CCal Filename(s)	U101216B_02 & U101216B_17	Analyzed	12/17/2010 02:08
Method Blank ID	BLANK-27272	Injected By	SMT

Native Isomers	Qs (ng)	Qm (ng)	% Rec.	Internal Standards	ng's Added	Percent Recovery
2,3,7,8-TCDF	0.20	0.24	118	2,3,7,8-TCDF-13C	2.0	54
Total TCDF				2,3,7,8-TCDD-13C	2.0	74
				1,2,3,7,8-PeCDF-13C	2.0	54
2,3,7,8-TCDD	0.20	0.19	94	2,3,4,7,8-PeCDF-13C	2.0	58
Total TCDD				1,2,3,7,8-PeCDD-13C	2.0	73
				1,2,3,4,7,8-HxCDF-13C	2.0	68
1,2,3,7,8-PeCDF	1.0	1.1	108	1,2,3,6,7,8-HxCDF-13C	2.0	62
2,3,4,7,8-PeCDF	1.0	1.1	107	2,3,4,6,7,8-HxCDF-13C	2.0	58
Total PeCDF				1,2,3,7,8,9-HxCDF-13C	2.0	53
				1,2,3,4,7,8-HxCDD-13C	2.0	84
1,2,3,7,8-PeCDD	1.0	0.91	91	1,2,3,6,7,8-HxCDD-13C	2.0	75
Total PeCDD				1,2,3,4,6,7,8-HpCDF-13C	2.0	69
				1,2,3,4,7,8,9-HpCDF-13C	2.0	60
1,2,3,4,7,8-HxCDF	1.0	1.0	103	1,2,3,4,6,7,8-HpCDD-13C	2.0	86
1,2,3,6,7,8-HxCDF	1.0	1.1	111	OCDD-13C	4.0	58
2,3,4,6,7,8-HxCDF	1.0	1.1	108			
1,2,3,7,8,9-HxCDF	1.0	1.1	113	1,2,3,4-TCDD-13C	2.0	NA
Total HxCDF				1,2,3,7,8,9-HxCDD-13C	2.0	NA
1,2,3,4,7,8-HxCDD	1.0	1.0	101	2,3,7,8-TCDD-37Cl4	0.20	69
1,2,3,6,7,8-HxCDD	1.0	1.0	103			
1,2,3,7,8,9-HxCDD	1.0	0.99	99			
Total HxCDD						
1,2,3,4,6,7,8-HpCDF	1.0	1.1	109			
1,2,3,4,7,8,9-HpCDF	1.0	1.0	104			
Total HpCDF						
1,2,3,4,6,7,8-HpCDD	1.0	0.95	95			
Total HpCDD						
OCDF	2.0	2.0	99			
OCDD	2.0	2.3	113			

Qs = Quantity Spiked
Qm = Quantity Measured
Rec. = Recovery (Expressed as Percent)
R = Recovery outside of target range
Y = RF averaging used in calculations
Nn = Value obtained from additional analysis
NA = Not Applicable
* = See Discussion

REPORT OF LABORATORY ANALYSIS

This report shall not be reproduced, except in full,
without the written consent of Pace Analytical Services, Inc.

Pace Analytical Services, Inc.
940 South Harney
Seattle, WA 98108
(206)767-5060

December 16, 2010

Joshua Johnson
Brown & Caldwell
724 Columbia St. NW#420
Olympia, WA 98501

RE: Project: East Bay Redevelopment 138130
Pace Project No.: 255892

Dear Joshua Johnson:
Enclosed are the analytical results for sample(s) received by the laboratory on December 03, 2010. The results relate only to the samples included in this report. Results reported herein conform to the most current NELAC standards, where applicable, unless otherwise narrated in the body of the report.

If you have any questions concerning this report, please feel free to contact me.

Sincerely,

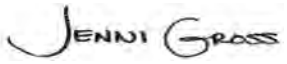

Jennifer Gross

jennifer.gross@pacelabs.com
Project Manager

Enclosures

cc: John Turk, Brown & Caldwell

This report shall not be reproduced, except in full,
without the written consent of Pace Analytical Services, Inc..

Pace Analytical Services, Inc.
940 South Harney
Seattle, WA 98108
(206)767-5060

CERTIFICATIONS

Project: East Bay Redevelopment 138130
Pace Project No.: 255892

Minnesota Certification IDs

1700 Elm Street SE Suite 200, Minneapolis, MN 55414
Alaska Certification #: UST-078
Alaska Certification #MN00064
Arizona Certification #: AZ-0014
Arkansas Certification #: 88-0680
California Certification #: 01155CA
EPA Region 8 Certification #: Pace
Florida/NELAP Certification #: E87605
Georgia Certification #: 959
Idaho Certification #: MN00064
Illinois Certification #: 200011
Iowa Certification #: 368
Kansas Certification #: E-10167
Louisiana Certification #: 03086
Louisiana Certification #: LA080009
Maine Certification #: 2007029
Maryland Certification #: 322
Michigan DEQ Certification #: 9909
Minnesota Certification #: 027-053-137
Mississippi Certification #: Pace
Montana Certification #: MT CERT0092
Nebraska Certification #: Pace
Nevada Certification #: MN_00064
New Jersey Certification #: MN-002
New Mexico Certification #: Pace
New York Certification #: 11647
North Carolina Certification #: 530
North Dakota Certification #: R-036
North Dakota Certification #: R-036A
Ohio VAP Certification #: CL101
Oklahoma Certification #: D9921
Oklahoma Certification #: 9507
Oregon Certification #: MN200001
Pennsylvania Certification #: 68-00563
Puerto Rico Certification
Tennessee Certification #: 02818
Texas Certification #: T104704192
Washington Certification #: C754
Wisconsin Certification #: 999407970

Washington Certification IDs

940 South Harney Street, Seattle, WA 98108
Alaska CS Certification #: UST-025
Alaska Drinking Water VOC Certification #: WA01230
Alaska Drinking Water Micro Certification #: WA01230
California Certification #: 01153CA
Florida/NELAP Certification #: E87617
Oregon Certification #: WA200007
Washington Certification #: C1229

This report shall not be reproduced, except in full,
without the written consent of Pace Analytical Services, Inc..

Pace Analytical Services, Inc.
940 South Harney
Seattle, WA 98108
(206)767-5060

SAMPLE ANALYTE COUNT

Project: East Bay Redevelopment 138130
Pace Project No.: 255892

Lab ID	Sample ID	Method	Analysts	Analytes Reported	Laboratory
255892001	**SPL-14-1**	NWTPH-Dx	AY1	4	PASI-S
		NWTPH-Gx	AY1	3	PASI-S
		EPA 6020	RJS	5	PASI-M
		EPA 8270 by SIM	ERB	20	PASI-S
		EPA 8260	LPM	8	PASI-S
		ASTM D2974-87	KJ1	1	PASI-S
255892002	**SPL-14-2**	NWTPH-Dx	AY1	4	PASI-S
		NWTPH-Gx	AY1	3	PASI-S
		EPA 6020	RJS	5	PASI-M
		EPA 8270 by SIM	ERB	20	PASI-S
		EPA 8260	LPM	8	PASI-S
		ASTM D2974-87	KJ1	1	PASI-S
255892003	**SPL-14-3**	NWTPH-Dx	AY1	4	PASI-S
		NWTPH-Gx	AY1	3	PASI-S
		EPA 6020	RJS	5	PASI-M
		EPA 8270 by SIM	ERB	20	PASI-S
		EPA 8260	LPM	8	PASI-S
		ASTM D2974-87	KJ1	1	PASI-S
255892004	**SPL-14-4**	NWTPH-Dx	AY1	4	PASI-S
		NWTPH-Gx	AY1	3	PASI-S
		EPA 6020	RJS	5	PASI-M
		EPA 8270 by SIM	ERB	20	PASI-S
		EPA 8260	LPM	8	PASI-S
		ASTM D2974-87	KJ1	1	PASI-S
255892005	**SPL-14-5**	NWTPH-Dx	AY1	4	PASI-S
		NWTPH-Gx	AY1	3	PASI-S
		EPA 6020	RJS	5	PASI-M
		EPA 8270 by SIM	ERB	20	PASI-S
		EPA 8260	LPM	8	PASI-S
		ASTM D2974-87	KJ1	1	PASI-S
255892006	**TB_1391100**	NWTPH-Gx	AY1	3	PASI-S
		EPA 8260	LPM	8	PASI-S

This report shall not be reproduced, except in full,
without the written consent of Pace Analytical Services, Inc..

Pace Analytical Services, Inc.
940 South Harney
Seattle, WA 98108
(206)767-5060

ANALYTICAL RESULTS

Project: East Bay Redevelopment 138130
Pace Project No.: 255892

Sample: SPL-14-1 **Lab ID: 255892001** Collected: 12/03/10 08:40 Received: 12/03/10 16:10 Matrix: Solid

Results reported on a "dry-weight" basis

Parameters	Results	Units	Report Limit	DF	Prepared	Analyzed	CAS No.	Qual
NWTPH-Dx GCS SG	Analytical Method: NWTPH-Dx Preparation Method: EPA 3546							
Diesel Range SG	ND	mg/kg	20.5	1	12/08/10 12:45	12/10/10 16:50		
Motor Oil Range SG	ND	mg/kg	81.9	1	12/08/10 12:45	12/10/10 16:50	64742-65-0	
n-Octacosane (S) SG	96	%	50-150	1	12/08/10 12:45	12/10/10 16:50	630-02-4	
o-Terphenyl (S) SG	81	%	50-150	1	12/08/10 12:45	12/10/10 16:50	84-15-1	
NWTPH-Gx GCV	Analytical Method: NWTPH-Gx Preparation Method: NWTPH-Gx							
Gasoline Range Organics	ND	mg/kg	5.4	1	12/07/10 10:00	12/08/10 00:12		
a,a,a-Trifluorotoluene (S)	106	%	50-150	1	12/07/10 10:00	12/08/10 00:12	98-08-8	
4-Bromofluorobenzene (S)	103	%	50-150	1	12/07/10 10:00	12/08/10 00:12	460-00-4	
6020 MET ICPMS	Analytical Method: EPA 6020							
Arsenic	**4.1**	mg/kg	0.41	20	12/07/10 16:52	12/11/10 04:50	7440-38-2	
Cadmium	ND	mg/kg	0.066	20	12/07/10 16:52	12/11/10 04:50	7440-43-9	
Copper	**15.3**	mg/kg	0.41	20	12/07/10 16:52	12/11/10 04:50	7440-50-8	M6
Lead	**5.4**	mg/kg	0.41	20	12/07/10 16:52	12/11/10 04:50	7439-92-1	
Nickel	**15.6**	mg/kg	0.41	20	12/07/10 16:52	12/11/10 04:50	7440-02-0	M6
8270 MSSV PAH by SIM	Analytical Method: EPA 8270 by SIM Preparation Method: EPA 3546							
Acenaphthene	**9.0**	ug/kg	7.3	1	12/08/10 12:10	12/09/10 17:19	83-32-9	
Acenaphthylene	**23.1**	ug/kg	7.3	1	12/08/10 12:10	12/09/10 17:19	208-96-8	
Anthracene	**42.0**	ug/kg	7.3	1	12/08/10 12:10	12/09/10 17:19	120-12-7	
Benzo(a)anthracene	**83.6**	ug/kg	7.3	1	12/08/10 12:10	12/09/10 17:19	56-55-3	
Benzo(a)pyrene	**102**	ug/kg	7.3	1	12/08/10 12:10	12/09/10 17:19	50-32-8	
Benzo(b)fluoranthene	**53.1**	ug/kg	7.3	1	12/08/10 12:10	12/09/10 17:19	205-99-2	
Benzo(g,h,i)perylene	**58.5**	ug/kg	7.3	1	12/08/10 12:10	12/09/10 17:19	191-24-2	
Benzo(k)fluoranthene	**61.3**	ug/kg	7.3	1	12/08/10 12:10	12/09/10 17:19	207-08-9	
Chrysene	**97.4**	ug/kg	7.3	1	12/08/10 12:10	12/09/10 17:19	218-01-9	
Dibenz(a,h)anthracene	**18.5**	ug/kg	7.3	1	12/08/10 12:10	12/09/10 17:19	53-70-3	
Fluoranthene	**136**	ug/kg	7.3	1	12/08/10 12:10	12/09/10 17:19	206-44-0	
Fluorene	**27.1**	ug/kg	7.3	1	12/08/10 12:10	12/09/10 17:19	86-73-7	
Indeno(1,2,3-cd)pyrene	**46.4**	ug/kg	7.3	1	12/08/10 12:10	12/09/10 17:19	193-39-5	
1-Methylnaphthalene	**13.8**	ug/kg	7.3	1	12/08/10 12:10	12/09/10 17:19	90-12-0	
2-Methylnaphthalene	**22.7**	ug/kg	7.3	1	12/08/10 12:10	12/09/10 17:19	91-57-6	
Naphthalene	**29.0**	ug/kg	7.3	1	12/08/10 12:10	12/09/10 17:19	91-20-3	
Phenanthrene	**148**	ug/kg	7.3	1	12/08/10 12:10	12/09/10 17:19	85-01-8	
Pyrene	**225**	ug/kg	7.3	1	12/08/10 12:10	12/09/10 17:19	129-00-0	
2-Fluorobiphenyl (S)	66	%	31-131	1	12/08/10 12:10	12/09/10 17:19	321-60-8	
Terphenyl-d14 (S)	73	%	30-133	1	12/08/10 12:10	12/09/10 17:19	1718-51-0	
8260/5035A Volatile Organics	Analytical Method: EPA 8260							
Benzene	ND	ug/kg	2.5	1		12/07/10 11:22	71-43-2	
Ethylbenzene	ND	ug/kg	2.5	1		12/07/10 11:22	100-41-4	
Toluene	ND	ug/kg	2.5	1		12/07/10 11:22	108-88-3	
Xylene (Total)	ND	ug/kg	7.5	1		12/07/10 11:22	1330-20-7	
Dibromofluoromethane (S)	108	%	80-136	1		12/07/10 11:22	1868-53-7	

This report shall not be reproduced, except in full,
without the written consent of Pace Analytical Services, Inc..

Pace Analytical Services, Inc.
940 South Harney
Seattle, WA 98108
(206)767-5060

ANALYTICAL RESULTS

Project: East Bay Redevelopment 138130
Pace Project No.: 255892

Sample: SPL-14-1 **Lab ID: 255892001** Collected: 12/03/10 08:40 Received: 12/03/10 16:10 Matrix: Solid

Results reported on a "dry-weight" basis

Parameters	Results	Units	Report Limit	DF	Prepared	Analyzed	CAS No.	Qual
8260/5035A Volatile Organics	Analytical Method: EPA 8260							
Toluene-d8 (S)	106	%	80-120	1		12/07/10 11:22	2037-26-5	
4-Bromofluorobenzene (S)	118	%	72-122	1		12/07/10 11:22	460-00-4	
1,2-Dichloroethane-d4 (S)	113	%	80-143	1		12/07/10 11:22	17060-07-0	
Percent Moisture	Analytical Method: ASTM D2974-87							
Percent Moisture	**10.1**	%	0.10	1		12/06/10 17:13		

Sample: SPL-14-2 **Lab ID: 255892002** Collected: 12/03/10 09:00 Received: 12/03/10 16:10 Matrix: Solid

Results reported on a "dry-weight" basis

Parameters	Results	Units	Report Limit	DF	Prepared	Analyzed	CAS No.	Qual
NWTPH-Dx GCS SG	Analytical Method: NWTPH-Dx Preparation Method: EPA 3546							
Diesel Range SG	ND	mg/kg	21.6	1	12/08/10 12:45	12/10/10 17:37		
Motor Oil Range SG	ND	mg/kg	86.3	1	12/08/10 12:45	12/10/10 17:37	64742-65-0	
n-Octacosane (S) SG	103	%	50-150	1	12/08/10 12:45	12/10/10 17:37	630-02-4	
o-Terphenyl (S) SG	81	%	50-150	1	12/08/10 12:45	12/10/10 17:37	84-15-1	
NWTPH-Gx GCV	Analytical Method: NWTPH-Gx Preparation Method: NWTPH-Gx							
Gasoline Range Organics	ND	mg/kg	5.5	1	12/07/10 10:00	12/07/10 23:48		
a,a,a-Trifluorotoluene (S)	107	%	50-150	1	12/07/10 10:00	12/07/10 23:48	98-08-8	
4-Bromofluorobenzene (S)	103	%	50-150	1	12/07/10 10:00	12/07/10 23:48	460-00-4	
6020 MET ICPMS	Analytical Method: EPA 6020							
Arsenic	**4.6**	mg/kg	0.44	20	12/07/10 16:52	12/11/10 05:17	7440-38-2	
Cadmium	**0.083**	mg/kg	0.070	20	12/07/10 16:52	12/11/10 05:17	7440-43-9	
Copper	**21.4**	mg/kg	0.44	20	12/07/10 16:52	12/11/10 05:17	7440-50-8	
Lead	**8.6**	mg/kg	0.44	20	12/07/10 16:52	12/11/10 05:17	7439-92-1	
Nickel	**22.2**	mg/kg	0.44	20	12/07/10 16:52	12/11/10 05:17	7440-02-0	
8270 MSSV PAH by SIM	Analytical Method: EPA 8270 by SIM Preparation Method: EPA 3546							
Acenaphthene	**24.9**	ug/kg	7.2	1	12/08/10 12:10	12/09/10 18:07	83-32-9	
Acenaphthylene	**183**	ug/kg	7.2	1	12/08/10 12:10	12/09/10 18:07	208-96-8	
Anthracene	**236**	ug/kg	7.2	1	12/08/10 12:10	12/09/10 18:07	120-12-7	
Benzo(a)anthracene	**502**	ug/kg	7.2	1	12/08/10 12:10	12/09/10 18:07	56-55-3	
Benzo(a)pyrene	**498**	ug/kg	7.2	1	12/08/10 12:10	12/09/10 18:07	50-32-8	
Benzo(b)fluoranthene	**261**	ug/kg	7.2	1	12/08/10 12:10	12/09/10 18:07	205-99-2	
Benzo(g,h,i)perylene	**255**	ug/kg	7.2	1	12/08/10 12:10	12/09/10 18:07	191-24-2	
Benzo(k)fluoranthene	**336**	ug/kg	7.2	1	12/08/10 12:10	12/09/10 18:07	207-08-9	
Chrysene	**562**	ug/kg	7.2	1	12/08/10 12:10	12/09/10 18:07	218-01-9	
Dibenz(a,h)anthracene	**86.9**	ug/kg	7.2	1	12/08/10 12:10	12/09/10 18:07	53-70-3	
Fluoranthene	**725**	ug/kg	7.2	1	12/08/10 12:10	12/09/10 18:07	206-44-0	
Fluorene	**93.4**	ug/kg	7.2	1	12/08/10 12:10	12/09/10 18:07	86-73-7	
Indeno(1,2,3-cd)pyrene	**234**	ug/kg	7.2	1	12/08/10 12:10	12/09/10 18:07	193-39-5	

This report shall not be reproduced, except in full,
without the written consent of Pace Analytical Services, Inc..

Pace Analytical Services, Inc.
940 South Harney
Seattle, WA 98108
(206)767-5060

ANALYTICAL RESULTS

Project: East Bay Redevelopment 138130
Pace Project No.: 255892

Sample: SPL-14-2 **Lab ID: 255892002** Collected: 12/03/10 09:00 Received: 12/03/10 16:10 Matrix: Solid

Results reported on a "dry-weight" basis

Parameters	Results	Units	Report Limit	DF	Prepared	Analyzed	CAS No.	Qual
8270 MSSV PAH by SIM	Analytical Method: EPA 8270 by SIM Preparation Method: EPA 3546							
1-Methylnaphthalene	**18.2**	ug/kg	7.2	1	12/08/10 12:10	12/09/10 18:07	90-12-0	
2-Methylnaphthalene	**24.8**	ug/kg	7.2	1	12/08/10 12:10	12/09/10 18:07	91-57-6	
Naphthalene	**48.0**	ug/kg	7.2	1	12/08/10 12:10	12/09/10 18:07	91-20-3	
Phenanthrene	**971**	ug/kg	72.0	10	12/08/10 12:10	12/10/10 17:04	85-01-8	
Pyrene	**1130**	ug/kg	7.2	1	12/08/10 12:10	12/09/10 18:07	129-00-0	
2-Fluorobiphenyl (S)	67	%	31-131	1	12/08/10 12:10	12/09/10 18:07	321-60-8	
Terphenyl-d14 (S)	80	%	30-133	1	12/08/10 12:10	12/09/10 18:07	1718-51-0	
8260/5035A Volatile Organics	Analytical Method: EPA 8260							
Benzene	ND	ug/kg	2.6	1		12/07/10 11:41	71-43-2	
Ethylbenzene	ND	ug/kg	2.6	1		12/07/10 11:41	100-41-4	
Toluene	ND	ug/kg	2.6	1		12/07/10 11:41	108-88-3	
Xylene (Total)	ND	ug/kg	7.9	1		12/07/10 11:41	1330-20-7	
Dibromofluoromethane (S)	107	%	80-136	1		12/07/10 11:41	1868-53-7	
Toluene-d8 (S)	107	%	80-120	1		12/07/10 11:41	2037-26-5	
4-Bromofluorobenzene (S)	119	%	72-122	1		12/07/10 11:41	460-00-4	
1,2-Dichloroethane-d4 (S)	112	%	80-143	1		12/07/10 11:41	17060-07-0	
Percent Moisture	Analytical Method: ASTM D2974-87							
Percent Moisture	**8.8**	%	0.10	1		12/06/10 17:14		

Sample: SPL-14-3 **Lab ID: 255892003** Collected: 12/03/10 09:20 Received: 12/03/10 16:10 Matrix: Solid

Results reported on a "dry-weight" basis

Parameters	Results	Units	Report Limit	DF	Prepared	Analyzed	CAS No.	Qual
NWTPH-Dx GCS SG	Analytical Method: NWTPH-Dx Preparation Method: EPA 3546							
Diesel Range SG	ND	mg/kg	21.5	1	12/08/10 12:45	12/10/10 18:00		
Motor Oil Range SG	**103**	mg/kg	85.9	1	12/08/10 12:45	12/10/10 18:00	64742-65-0	
n-Octacosane (S) SG	101	%	50-150	1	12/08/10 12:45	12/10/10 18:00	630-02-4	
o-Terphenyl (S) SG	86	%	50-150	1	12/08/10 12:45	12/10/10 18:00	84-15-1	
NWTPH-Gx GCV	Analytical Method: NWTPH-Gx Preparation Method: NWTPH-Gx							
Gasoline Range Organics	ND	mg/kg	5.3	1	12/07/10 10:00	12/08/10 00:35		
a,a,a-Trifluorotoluene (S)	116	%	50-150	1	12/07/10 10:00	12/08/10 00:35	98-08-8	
4-Bromofluorobenzene (S)	112	%	50-150	1	12/07/10 10:00	12/08/10 00:35	460-00-4	
6020 MET ICPMS	Analytical Method: EPA 6020							
Arsenic	**4.2**	mg/kg	0.40	20	12/07/10 16:52	12/11/10 05:26	7440-38-2	
Cadmium	**0.084**	mg/kg	0.064	20	12/07/10 16:52	12/11/10 05:26	7440-43-9	
Copper	**17.3**	mg/kg	0.40	20	12/07/10 16:52	12/11/10 05:26	7440-50-8	
Lead	**6.3**	mg/kg	0.40	20	12/07/10 16:52	12/11/10 05:26	7439-92-1	
Nickel	**25.1**	mg/kg	0.40	20	12/07/10 16:52	12/11/10 05:26	7440-02-0	

This report shall not be reproduced, except in full,
without the written consent of Pace Analytical Services, Inc..

Pace Analytical Services, Inc.
940 South Harney
Seattle, WA 98108
(206)767-5060

ANALYTICAL RESULTS

Project: East Bay Redevelopment 138130
Pace Project No.: 255892

Sample: SPL-14-3 **Lab ID: 255892003** Collected: 12/03/10 09:20 Received: 12/03/10 16:10 Matrix: Solid

Results reported on a "dry-weight" basis

Parameters	Results	Units	Report Limit	DF	Prepared	Analyzed	CAS No.	Qual
8270 MSSV PAH by SIM	Analytical Method: EPA 8270 by SIM Preparation Method: EPA 3546							
Acenaphthene	ND	ug/kg	7.4	1	12/08/10 12:10	12/09/10 18:22	83-32-9	
Acenaphthylene	**20.3**	ug/kg	7.4	1	12/08/10 12:10	12/09/10 18:22	208-96-8	
Anthracene	**31.5**	ug/kg	7.4	1	12/08/10 12:10	12/09/10 18:22	120-12-7	
Benzo(a)anthracene	**56.8**	ug/kg	7.4	1	12/08/10 12:10	12/09/10 18:22	56-55-3	
Benzo(a)pyrene	**71.9**	ug/kg	7.4	1	12/08/10 12:10	12/09/10 18:22	50-32-8	
Benzo(b)fluoranthene	**46.1**	ug/kg	7.4	1	12/08/10 12:10	12/09/10 18:22	205-99-2	
Benzo(g,h,i)perylene	**45.0**	ug/kg	7.4	1	12/08/10 12:10	12/09/10 18:22	191-24-2	
Benzo(k)fluoranthene	**40.6**	ug/kg	7.4	1	12/08/10 12:10	12/09/10 18:22	207-08-9	
Chrysene	**69.3**	ug/kg	7.4	1	12/08/10 12:10	12/09/10 18:22	218-01-9	
Dibenz(a,h)anthracene	**13.3**	ug/kg	7.4	1	12/08/10 12:10	12/09/10 18:22	53-70-3	
Fluoranthene	**82.0**	ug/kg	7.4	1	12/08/10 12:10	12/09/10 18:22	206-44-0	
Fluorene	**9.8**	ug/kg	7.4	1	12/08/10 12:10	12/09/10 18:22	86-73-7	
Indeno(1,2,3-cd)pyrene	**33.9**	ug/kg	7.4	1	12/08/10 12:10	12/09/10 18:22	193-39-5	
1-Methylnaphthalene	**8.6**	ug/kg	7.4	1	12/08/10 12:10	12/09/10 18:22	90-12-0	
2-Methylnaphthalene	**11.8**	ug/kg	7.4	1	12/08/10 12:10	12/09/10 18:22	91-57-6	
Naphthalene	**14.1**	ug/kg	7.4	1	12/08/10 12:10	12/09/10 18:22	91-20-3	
Phenanthrene	**76.8**	ug/kg	7.4	1	12/08/10 12:10	12/09/10 18:22	85-01-8	
Pyrene	**124**	ug/kg	7.4	1	12/08/10 12:10	12/09/10 18:22	129-00-0	
2-Fluorobiphenyl (S)	66	%	31-131	1	12/08/10 12:10	12/09/10 18:22	321-60-8	
Terphenyl-d14 (S)	71	%	30-133	1	12/08/10 12:10	12/09/10 18:22	1718-51-0	
8260/5035A Volatile Organics	Analytical Method: EPA 8260							
Benzene	ND	ug/kg	2.8	1		12/07/10 12:00	71-43-2	
Ethylbenzene	ND	ug/kg	2.8	1		12/07/10 12:00	100-41-4	
Toluene	ND	ug/kg	2.8	1		12/07/10 12:00	108-88-3	
Xylene (Total)	ND	ug/kg	8.3	1		12/07/10 12:00	1330-20-7	
Dibromofluoromethane (S)	110	%	80-136	1		12/07/10 12:00	1868-53-7	
Toluene-d8 (S)	107	%	80-120	1		12/07/10 12:00	2037-26-5	
4-Bromofluorobenzene (S)	118	%	72-122	1		12/07/10 12:00	460-00-4	
1,2-Dichloroethane-d4 (S)	114	%	80-143	1		12/07/10 12:00	17060-07-0	
Percent Moisture	Analytical Method: ASTM D2974-87							
Percent Moisture	**10.6**	%	0.10	1		12/06/10 17:15		

Sample: SPL-14-4 **Lab ID: 255892004** Collected: 12/03/10 09:40 Received: 12/03/10 16:10 Matrix: Solid

Results reported on a "dry-weight" basis

Parameters	Results	Units	Report Limit	DF	Prepared	Analyzed	CAS No.	Qual
NWTPH-Dx GCS SG	Analytical Method: NWTPH-Dx Preparation Method: EPA 3546							
Diesel Range SG	**52.2**	mg/kg	21.3	1	12/08/10 12:45	12/10/10 18:23		
Motor Oil Range SG	**165**	mg/kg	85.4	1	12/08/10 12:45	12/10/10 18:23	64742-65-0	
n-Octacosane (S) SG	96	%	50-150	1	12/08/10 12:45	12/10/10 18:23	630-02-4	
o-Terphenyl (S) SG	81	%	50-150	1	12/08/10 12:45	12/10/10 18:23	84-15-1	

This report shall not be reproduced, except in full,
without the written consent of Pace Analytical Services, Inc..

Pace Analytical Services, Inc.
940 South Harney
Seattle, WA 98108
(206)767-5060

ANALYTICAL RESULTS

Project: East Bay Redevelopment 138130
Pace Project No.: 255892

Sample: SPL-14-4 **Lab ID: 255892004** Collected: 12/03/10 09:40 Received: 12/03/10 16:10 Matrix: Solid

Results reported on a "dry-weight" basis

Parameters	Results	Units	Report Limit	DF	Prepared	Analyzed	CAS No.	Qual
NWTPH-Gx GCV	Analytical Method: NWTPH-Gx Preparation Method: NWTPH-Gx							
Gasoline Range Organics	ND	mg/kg	5.7	1	12/09/10 10:00	12/09/10 14:54		
a,a,a-Trifluorotoluene (S)	107	%	50-150	1	12/09/10 10:00	12/09/10 14:54	98-08-8	
4-Bromofluorobenzene (S)	107	%	50-150	1	12/09/10 10:00	12/09/10 14:54	460-00-4	
6020 MET ICPMS	Analytical Method: EPA 6020							
Arsenic	**4.0**	mg/kg	0.42	20	12/07/10 16:52	12/11/10 05:35	7440-38-2	
Cadmium	ND	mg/kg	0.068	20	12/07/10 16:52	12/11/10 05:35	7440-43-9	
Copper	**17.3**	mg/kg	0.42	20	12/07/10 16:52	12/11/10 05:35	7440-50-8	
Lead	**7.4**	mg/kg	0.42	20	12/07/10 16:52	12/11/10 05:35	7439-92-1	
Nickel	**21.6**	mg/kg	0.42	20	12/07/10 16:52	12/11/10 05:35	7440-02-0	
8270 MSSV PAH by SIM	Analytical Method: EPA 8270 by SIM Preparation Method: EPA 3546							
Acenaphthene	**7.7**	ug/kg	7.5	1	12/08/10 12:10	12/09/10 18:38	83-32-9	
Acenaphthylene	**27.9**	ug/kg	7.5	1	12/08/10 12:10	12/09/10 18:38	208-96-8	
Anthracene	**44.0**	ug/kg	7.5	1	12/08/10 12:10	12/09/10 18:38	120-12-7	
Benzo(a)anthracene	**93.1**	ug/kg	7.5	1	12/08/10 12:10	12/09/10 18:38	56-55-3	
Benzo(a)pyrene	**109**	ug/kg	7.5	1	12/08/10 12:10	12/09/10 18:38	50-32-8	
Benzo(b)fluoranthene	**57.0**	ug/kg	7.5	1	12/08/10 12:10	12/09/10 18:38	205-99-2	
Benzo(g,h,i)perylene	**62.7**	ug/kg	7.5	1	12/08/10 12:10	12/09/10 18:38	191-24-2	
Benzo(k)fluoranthene	**65.6**	ug/kg	7.5	1	12/08/10 12:10	12/09/10 18:38	207-08-9	
Chrysene	**109**	ug/kg	7.5	1	12/08/10 12:10	12/09/10 18:38	218-01-9	
Dibenz(a,h)anthracene	**19.5**	ug/kg	7.5	1	12/08/10 12:10	12/09/10 18:38	53-70-3	
Fluoranthene	**133**	ug/kg	7.5	1	12/08/10 12:10	12/09/10 18:38	206-44-0	
Fluorene	**18.3**	ug/kg	7.5	1	12/08/10 12:10	12/09/10 18:38	86-73-7	
Indeno(1,2,3-cd)pyrene	**49.9**	ug/kg	7.5	1	12/08/10 12:10	12/09/10 18:38	193-39-5	
1-Methylnaphthalene	**13.7**	ug/kg	7.5	1	12/08/10 12:10	12/09/10 18:38	90-12-0	
2-Methylnaphthalene	**23.9**	ug/kg	7.5	1	12/08/10 12:10	12/09/10 18:38	91-57-6	
Naphthalene	**24.5**	ug/kg	7.5	1	12/08/10 12:10	12/09/10 18:38	91-20-3	
Phenanthrene	**128**	ug/kg	7.5	1	12/08/10 12:10	12/09/10 18:38	85-01-8	
Pyrene	**220**	ug/kg	7.5	1	12/08/10 12:10	12/09/10 18:38	129-00-0	
2-Fluorobiphenyl (S)	64	%	31-131	1	12/08/10 12:10	12/09/10 18:38	321-60-8	
Terphenyl-d14 (S)	70	%	30-133	1	12/08/10 12:10	12/09/10 18:38	1718-51-0	
8260/5035A Volatile Organics	Analytical Method: EPA 8260							
Benzene	ND	ug/kg	3.2	1		12/07/10 12:19	71-43-2	
Ethylbenzene	ND	ug/kg	3.2	1		12/07/10 12:19	100-41-4	
Toluene	ND	ug/kg	3.2	1		12/07/10 12:19	108-88-3	
Xylene (Total)	ND	ug/kg	9.7	1		12/07/10 12:19	1330-20-7	
Dibromofluoromethane (S)	106	%	80-136	1		12/07/10 12:19	1868-53-7	
Toluene-d8 (S)	106	%	80-120	1		12/07/10 12:19	2037-26-5	
4-Bromofluorobenzene (S)	122	%	72-122	1		12/07/10 12:19	460-00-4	
1,2-Dichloroethane-d4 (S)	112	%	80-143	1		12/07/10 12:19	17060-07-0	
Percent Moisture	Analytical Method: ASTM D2974-87							
Percent Moisture	**11.4**	%	0.10	1		12/06/10 17:16		

This report shall not be reproduced, except in full,
without the written consent of Pace Analytical Services, Inc..

Pace Analytical Services, Inc.
940 South Harney
Seattle, WA 98108
(206)767-5060

ANALYTICAL RESULTS

Project: East Bay Redevelopment 138130
Pace Project No.: 255892

Sample: SPL-14-5 **Lab ID: 255892005** Collected: 12/03/10 10:00 Received: 12/03/10 16:10 Matrix: Solid

Results reported on a "dry-weight" basis

Parameters	Results	Units	Report Limit	DF	Prepared	Analyzed	CAS No.	Qual
NWTPH-Dx GCS SG	Analytical Method: NWTPH-Dx Preparation Method: EPA 3546							
Diesel Range SG	**37.4**	mg/kg	20.5	1	12/08/10 12:45	12/10/10 18:47		
Motor Oil Range SG	**138**	mg/kg	82.1	1	12/08/10 12:45	12/10/10 18:47	64742-65-0	
n-Octacosane (S) SG	104	%	50-150	1	12/08/10 12:45	12/10/10 18:47	630-02-4	
o-Terphenyl (S) SG	82	%	50-150	1	12/08/10 12:45	12/10/10 18:47	84-15-1	
NWTPH-Gx GCV	Analytical Method: NWTPH-Gx Preparation Method: NWTPH-Gx							
Gasoline Range Organics	ND	mg/kg	5.0	1	12/09/10 10:00	12/09/10 15:18		
a,a,a-Trifluorotoluene (S)	98	%	50-150	1	12/09/10 10:00	12/09/10 15:18	98-08-8	
4-Bromofluorobenzene (S)	94	%	50-150	1	12/09/10 10:00	12/09/10 15:18	460-00-4	
6020 MET ICPMS	Analytical Method: EPA 6020							
Arsenic	**7.0**	mg/kg	0.49	20	12/07/10 16:52	12/11/10 05:44	7440-38-2	
Cadmium	ND	mg/kg	0.079	20	12/07/10 16:52	12/11/10 05:44	7440-43-9	
Copper	**27.4**	mg/kg	0.49	20	12/07/10 16:52	12/11/10 05:44	7440-50-8	
Lead	**7.7**	mg/kg	0.49	20	12/07/10 16:52	12/11/10 05:44	7439-92-1	
Nickel	**26.2**	mg/kg	0.49	20	12/07/10 16:52	12/11/10 05:44	7440-02-0	
8270 MSSV PAH by SIM	Analytical Method: EPA 8270 by SIM Preparation Method: EPA 3546							
Acenaphthene	**17.1**	ug/kg	7.2	1	12/08/10 12:10	12/09/10 18:54	83-32-9	
Acenaphthylene	**42.4**	ug/kg	7.2	1	12/08/10 12:10	12/09/10 18:54	208-96-8	
Anthracene	**89.2**	ug/kg	7.2	1	12/08/10 12:10	12/09/10 18:54	120-12-7	
Benzo(a)anthracene	**145**	ug/kg	7.2	1	12/08/10 12:10	12/09/10 18:54	56-55-3	
Benzo(a)pyrene	**182**	ug/kg	7.2	1	12/08/10 12:10	12/09/10 18:54	50-32-8	
Benzo(b)fluoranthene	**81.9**	ug/kg	7.2	1	12/08/10 12:10	12/09/10 18:54	205-99-2	
Benzo(g,h,i)perylene	**99.8**	ug/kg	7.2	1	12/08/10 12:10	12/09/10 18:54	191-24-2	
Benzo(k)fluoranthene	**125**	ug/kg	7.2	1	12/08/10 12:10	12/09/10 18:54	207-08-9	
Chrysene	**168**	ug/kg	7.2	1	12/08/10 12:10	12/09/10 18:54	218-01-9	
Dibenz(a,h)anthracene	**40.3**	ug/kg	7.2	1	12/08/10 12:10	12/09/10 18:54	53-70-3	
Fluoranthene	**246**	ug/kg	7.2	1	12/08/10 12:10	12/09/10 18:54	206-44-0	
Fluorene	**51.1**	ug/kg	7.2	1	12/08/10 12:10	12/09/10 18:54	86-73-7	
Indeno(1,2,3-cd)pyrene	**85.5**	ug/kg	7.2	1	12/08/10 12:10	12/09/10 18:54	193-39-5	
1-Methylnaphthalene	**29.7**	ug/kg	7.2	1	12/08/10 12:10	12/09/10 18:54	90-12-0	
2-Methylnaphthalene	**48.8**	ug/kg	7.2	1	12/08/10 12:10	12/09/10 18:54	91-57-6	
Naphthalene	**45.8**	ug/kg	7.2	1	12/08/10 12:10	12/09/10 18:54	91-20-3	
Phenanthrene	**300**	ug/kg	7.2	1	12/08/10 12:10	12/09/10 18:54	85-01-8	
Pyrene	**363**	ug/kg	7.2	1	12/08/10 12:10	12/09/10 18:54	129-00-0	
2-Fluorobiphenyl (S)	61	%	31-131	1	12/08/10 12:10	12/09/10 18:54	321-60-8	
Terphenyl-d14 (S)	64	%	30-133	1	12/08/10 12:10	12/09/10 18:54	1718-51-0	
8260/5035A Volatile Organics	Analytical Method: EPA 8260							
Benzene	ND	ug/kg	3.1	1		12/07/10 12:38	71-43-2	
Ethylbenzene	ND	ug/kg	3.1	1		12/07/10 12:38	100-41-4	
Toluene	ND	ug/kg	3.1	1		12/07/10 12:38	108-88-3	
Xylene (Total)	ND	ug/kg	9.3	1		12/07/10 12:38	1330-20-7	
Dibromofluoromethane (S)	84	%	80-136	1		12/07/10 12:38	1868-53-7	

This report shall not be reproduced, except in full,
without the written consent of Pace Analytical Services, Inc..

Pace Analytical Services, Inc.
940 South Harney
Seattle, WA 98108
(206)767-5060

ANALYTICAL RESULTS

Project: East Bay Redevelopment 138130
Pace Project No.: 255892

Sample: SPL-14-5 **Lab ID: 255892005** Collected: 12/03/10 10:00 Received: 12/03/10 16:10 Matrix: Solid

Results reported on a "dry-weight" basis

Parameters	Results	Units	Report Limit	DF	Prepared	Analyzed	CAS No.	Qual
8260/5035A Volatile Organics	Analytical Method: EPA 8260							
Toluene-d8 (S)	104	%	80-120	1		12/07/10 12:38	2037-26-5	
4-Bromofluorobenzene (S)	109	%	72-122	1		12/07/10 12:38	460-00-4	
1,2-Dichloroethane-d4 (S)	94	%	80-143	1		12/07/10 12:38	17060-07-0	
Percent Moisture	Analytical Method: ASTM D2974-87							
Percent Moisture	**9.8**	%	0.10	1		12/06/10 17:17		

Sample: TB_1391100 **Lab ID: 255892006** Collected: 12/03/10 00:00 Received: 12/03/10 16:10 Matrix: Solid

Results reported on a "wet-weight" basis

Parameters	Results	Units	Report Limit	DF	Prepared	Analyzed	CAS No.	Qual
NWTPH-Gx GCV	Analytical Method: NWTPH-Gx		Preparation Method: NWTPH-Gx					
Gasoline Range Organics	ND	mg/kg	5.0	1	12/09/10 10:00	12/09/10 14:07		
a,a,a-Trifluorotoluene (S)	107	%	50-150	1	12/09/10 10:00	12/09/10 14:07	98-08-8	
4-Bromofluorobenzene (S)	102	%	50-150	1	12/09/10 10:00	12/09/10 14:07	460-00-4	
8260/5035A Volatile Organics	Analytical Method: EPA 8260							
Benzene	ND	ug/kg	3.0	1		12/07/10 09:10	71-43-2	
Ethylbenzene	ND	ug/kg	3.0	1		12/07/10 09:10	100-41-4	
Toluene	ND	ug/kg	3.0	1		12/07/10 09:10	108-88-3	
Xylene (Total)	ND	ug/kg	9.0	1		12/07/10 09:10	1330-20-7	
Dibromofluoromethane (S)	104	%	80-136	1		12/07/10 09:10	1868-53-7	
Toluene-d8 (S)	109	%	80-120	1		12/07/10 09:10	2037-26-5	
4-Bromofluorobenzene (S)	110	%	72-122	1		12/07/10 09:10	460-00-4	
1,2-Dichloroethane-d4 (S)	106	%	80-143	1		12/07/10 09:10	17060-07-0	

This report shall not be reproduced, except in full,
without the written consent of Pace Analytical Services, Inc..

Pace Analytical Services, Inc.
940 South Harney
Seattle, WA 98108
(206)767-5060

QUALITY CONTROL DATA

Project: East Bay Redevelopment 138130
Pace Project No.: 255892

QC Batch: OEXT/3071 Analysis Method: NWTPH-Dx
QC Batch Method: EPA 3546 Analysis Description: NWTPH-Dx GCS
Associated Lab Samples: 255892001, 255892002, 255892003, 255892004, 255892005

METHOD BLANK: 51572 Matrix: Solid
Associated Lab Samples: 255892001, 255892002, 255892003, 255892004, 255892005

Parameter	Units	Blank Result	Reporting Limit	Analyzed	Qualifiers
Diesel Range SG	mg/kg	ND	20.0	12/10/10 16:03	
Motor Oil Range SG	mg/kg	ND	80.0	12/10/10 16:03	
n-Octacosane (S) SG	%	89	50-150	12/10/10 16:03	
o-Terphenyl (S) SG	%	75	50-150	12/10/10 16:03	

LABORATORY CONTROL SAMPLE: 51573

Parameter	Units	Spike Conc.	LCS Result	LCS % Rec	% Rec Limits	Qualifiers
Diesel Range SG	mg/kg	500	422	84	56-124	
Motor Oil Range SG	mg/kg	500	443	89	50-150	
n-Octacosane (S) SG	%			95	50-150	
o-Terphenyl (S) SG	%			117	50-150	

SAMPLE DUPLICATE: 51574

Parameter	Units	255892001 Result	Dup Result	RPD	Qualifiers
Diesel Range SG	mg/kg	ND	20.6		
Motor Oil Range SG	mg/kg	ND	73.6J		
n-Octacosane (S) SG	%	96	98	.9	
o-Terphenyl (S) SG	%	81	82	1	

SAMPLE DUPLICATE: 51575

Parameter	Units	255893006 Result	Dup Result	RPD	Qualifiers
Diesel Range SG	mg/kg	ND	11.7J		
Motor Oil Range SG	mg/kg	125	100	22	
n-Octacosane (S) SG	%	91	94	7	
o-Terphenyl (S) SG	%	77	80	7	

This report shall not be reproduced, except in full,
without the written consent of Pace Analytical Services, Inc..

Pace Analytical Services, Inc.
940 South Harney
Seattle, WA 98108
(206)767-5060

QUALITY CONTROL DATA

Project: East Bay Redevelopment 138130
Pace Project No.: 255892

QC Batch: GCV/2066 Analysis Method: NWTPH-Gx
QC Batch Method: NWTPH-Gx Analysis Description: NWTPH-Gx Solid GCV
Associated Lab Samples: 255892001, 255892002, 255892003

METHOD BLANK: 51423 Matrix: Solid
Associated Lab Samples: 255892001, 255892002, 255892003

Parameter	Units	Blank Result	Reporting Limit	Analyzed	Qualifiers
Gasoline Range Organics	mg/kg	ND	5.0	12/07/10 21:05	
4-Bromofluorobenzene (S)	%	99	50-150	12/07/10 21:05	
a,a,a-Trifluorotoluene (S)	%	92	50-150	12/07/10 21:05	

LABORATORY CONTROL SAMPLE: 51424

Parameter	Units	Spike Conc.	LCS Result	LCS % Rec	% Rec Limits	Qualifiers
Gasoline Range Organics	mg/kg	12.5	13.2	106	54-156	
4-Bromofluorobenzene (S)	%			128	50-150	
a,a,a-Trifluorotoluene (S)	%			114	50-150	

SAMPLE DUPLICATE: 51582

Parameter	Units	255892002 Result	Dup Result	RPD	Qualifiers
Gasoline Range Organics	mg/kg	ND	4.1J		
4-Bromofluorobenzene (S)	%	103	99	4	
a,a,a-Trifluorotoluene (S)	%	107	99	8	

This report shall not be reproduced, except in full,
without the written consent of Pace Analytical Services, Inc..

Pace Analytical Services, Inc.
940 South Harney
Seattle, WA 98108
(206)767-5060

QUALITY CONTROL DATA

Project: East Bay Redevelopment 138130
Pace Project No.: 255892

QC Batch: GCV/2069 Analysis Method: NWTPH-Gx
QC Batch Method: NWTPH-Gx Analysis Description: NWTPH-Gx Solid GCV
Associated Lab Samples: 255892004, 255892005, 255892006

METHOD BLANK: 51697 Matrix: Solid
Associated Lab Samples: 255892004, 255892005, 255892006

Parameter	Units	Blank Result	Reporting Limit	Analyzed	Qualifiers
Gasoline Range Organics	mg/kg	ND	5.0	12/09/10 12:31	
4-Bromofluorobenzene (S)	%	103	50-150	12/09/10 12:31	
a,a,a-Trifluorotoluene (S)	%	101	50-150	12/09/10 12:31	

LABORATORY CONTROL SAMPLE: 51698

Parameter	Units	Spike Conc.	LCS Result	LCS % Rec	% Rec Limits	Qualifiers
Gasoline Range Organics	mg/kg	12.5	13.2	105	54-156	
4-Bromofluorobenzene (S)	%			119	50-150	
a,a,a-Trifluorotoluene (S)	%			107	50-150	

SAMPLE DUPLICATE: 51583

Parameter	Units	255893004 Result	Dup Result	RPD	Qualifiers
Gasoline Range Organics	mg/kg	ND	1.3J		
4-Bromofluorobenzene (S)	%	88	94	6	
a,a,a-Trifluorotoluene (S)	%	89	99	10	

SAMPLE DUPLICATE: 51843

Parameter	Units	255893006 Result	Dup Result	RPD	Qualifiers
Gasoline Range Organics	mg/kg	ND	.58J		
4-Bromofluorobenzene (S)	%	94	95	.4	
a,a,a-Trifluorotoluene (S)	%	97	97	.03	

This report shall not be reproduced, except in full,
without the written consent of Pace Analytical Services, Inc..

Pace Analytical Services, Inc.
940 South Harney
Seattle, WA 98108
(206)767-5060

QUALITY CONTROL DATA

Project: East Bay Redevelopment 138130
Pace Project No.: 255892

QC Batch: ICPM/23872 Analysis Method: EPA 6020
QC Batch Method: EPA 6020 Analysis Description: 6020 MET
Associated Lab Samples: 255892001, 255892002, 255892003, 255892004, 255892005

METHOD BLANK: 901817 Matrix: Solid
Associated Lab Samples: 255892001, 255892002, 255892003, 255892004, 255892005

Parameter	Units	Blank Result	Reporting Limit	Analyzed	Qualifiers
Arsenic	mg/kg	ND	0.50	12/11/10 02:27	
Cadmium	mg/kg	ND	0.079	12/11/10 02:27	
Copper	mg/kg	ND	0.50	12/11/10 02:27	
Lead	mg/kg	ND	0.50	12/11/10 02:27	
Nickel	mg/kg	ND	0.50	12/11/10 02:27	

LABORATORY CONTROL SAMPLE: 901818

Parameter	Units	Spike Conc.	LCS Result	LCS % Rec	% Rec Limits	Qualifiers
Arsenic	mg/kg	14.8	14.1	95	75-125	
Cadmium	mg/kg	14.8	14.1	95	75-125	
Copper	mg/kg	14.8	14.3	97	75-125	
Lead	mg/kg	14.8	14.5	98	75-125	
Nickel	mg/kg	14.8	14.2	96	75-125	

MATRIX SPIKE & MATRIX SPIKE DUPLICATE: 901819 901820

Parameter	Units	10144578006 Result	MS Spike Conc.	MSD Spike Conc.	MS Result	MSD Result	MS % Rec	MSD % Rec	% Rec Limits	RPD	Qual
Arsenic	mg/kg	4.8	19.6	20.2	22.9	24.3	93	97	75-125	6	
Cadmium	mg/kg	0.17	19.6	20.2	18.5	18.8	93	92	75-125	2	
Copper	mg/kg	10.2	19.6	20.2	28.4	30.6	93	101	75-125	7	
Lead	mg/kg	7.7	19.6	20.2	26.8	28.5	98	103	75-125	6	
Nickel	mg/kg	13.9	19.6	20.2	33.9	36.8	102	114	75-125	8	

MATRIX SPIKE SAMPLE: 901821

Parameter	Units	255892001 Result	Spike Conc.	MS Result	MS % Rec	% Rec Limits	Qualifiers
Arsenic	mg/kg	4.1	18.6	23.1	102	75-125	
Cadmium	mg/kg	ND	18.6	17.3	93	75-125	
Copper	mg/kg	15.3	18.6	43.9	154	75-125	M6
Lead	mg/kg	5.4	18.6	25.4	108	75-125	
Nickel	mg/kg	15.6	18.6	46.9	169	75-125	M6

This report shall not be reproduced, except in full,
without the written consent of Pace Analytical Services, Inc..

Pace Analytical Services, Inc.
940 South Harney
Seattle, WA 98108
(206)767-5060

QUALITY CONTROL DATA

Project: East Bay Redevelopment 138130
Pace Project No.: 255892

QC Batch: OEXT/3070 Analysis Method: EPA 8270 by SIM
QC Batch Method: EPA 3546 Analysis Description: 8270/3546 MSSV PAH by SIM
Associated Lab Samples: 255892001, 255892002, 255892003, 255892004, 255892005

METHOD BLANK: 51521 Matrix: Solid
Associated Lab Samples: 255892001, 255892002, 255892003, 255892004, 255892005

Parameter	Units	Blank Result	Reporting Limit	Analyzed	Qualifiers
1-Methylnaphthalene	ug/kg	ND	6.7	12/09/10 15:45	
2-Methylnaphthalene	ug/kg	ND	6.7	12/09/10 15:45	
Acenaphthene	ug/kg	ND	6.7	12/09/10 15:45	
Acenaphthylene	ug/kg	ND	6.7	12/09/10 15:45	
Anthracene	ug/kg	ND	6.7	12/09/10 15:45	
Benzo(a)anthracene	ug/kg	ND	6.7	12/09/10 15:45	
Benzo(a)pyrene	ug/kg	ND	6.7	12/09/10 15:45	
Benzo(b)fluoranthene	ug/kg	ND	6.7	12/09/10 15:45	
Benzo(g,h,i)perylene	ug/kg	ND	6.7	12/09/10 15:45	
Benzo(k)fluoranthene	ug/kg	ND	6.7	12/09/10 15:45	
Chrysene	ug/kg	ND	6.7	12/09/10 15:45	
Dibenz(a,h)anthracene	ug/kg	ND	6.7	12/09/10 15:45	
Fluoranthene	ug/kg	ND	6.7	12/09/10 15:45	
Fluorene	ug/kg	ND	6.7	12/09/10 15:45	
Indeno(1,2,3-cd)pyrene	ug/kg	ND	6.7	12/09/10 15:45	
Naphthalene	ug/kg	ND	6.7	12/09/10 15:45	
Phenanthrene	ug/kg	ND	6.7	12/09/10 15:45	
Pyrene	ug/kg	ND	6.7	12/09/10 15:45	
2-Fluorobiphenyl (S)	%	64	31-131	12/09/10 15:45	
Terphenyl-d14 (S)	%	80	30-133	12/09/10 15:45	

LABORATORY CONTROL SAMPLE: 51522

Parameter	Units	Spike Conc.	LCS Result	LCS % Rec	% Rec Limits	Qualifiers
1-Methylnaphthalene	ug/kg	133	80.3	60	37-121	
2-Methylnaphthalene	ug/kg	133	81.2	61	33-132	
Acenaphthene	ug/kg	133	85.2	64	32-127	
Acenaphthylene	ug/kg	133	87.1	65	31-134	
Anthracene	ug/kg	133	94.6	71	42-135	
Benzo(a)anthracene	ug/kg	133	95.9	72	43-139	
Benzo(a)pyrene	ug/kg	133	112	84	44-144	
Benzo(b)fluoranthene	ug/kg	133	103	77	42-144	
Benzo(g,h,i)perylene	ug/kg	133	85.9	64	46-136	
Benzo(k)fluoranthene	ug/kg	133	103	77	45-147	
Chrysene	ug/kg	133	97.2	73	42-144	
Dibenz(a,h)anthracene	ug/kg	133	87.2	65	48-142	
Fluoranthene	ug/kg	133	92.8	70	44-143	
Fluorene	ug/kg	133	88.0	66	32-146	
Indeno(1,2,3-cd)pyrene	ug/kg	133	88.4	66	47-140	
Naphthalene	ug/kg	133	80.3	60	35-118	
Phenanthrene	ug/kg	133	88.4	66	42-131	

This report shall not be reproduced, except in full,
without the written consent of Pace Analytical Services, Inc..

Pace Analytical Services, Inc.
940 South Harney
Seattle, WA 98108
(206)767-5060

QUALITY CONTROL DATA

Project: East Bay Redevelopment 138130
Pace Project No.: 255892

LABORATORY CONTROL SAMPLE: 51522

Parameter	Units	Spike Conc.	LCS Result	LCS % Rec	% Rec Limits	Qualifiers
Pyrene	ug/kg	133	98.2	74	47-136	
2-Fluorobiphenyl (S)	%			67	31-131	
Terphenyl-d14 (S)	%			79	30-133	

MATRIX SPIKE & MATRIX SPIKE DUPLICATE: 51523 51524

Parameter	Units	255892001 Result	MS Spike Conc.	MSD Spike Conc.	MS Result	MSD Result	MS % Rec	MSD % Rec	% Rec Limits	RPD	Qual
1-Methylnaphthalene	ug/kg	13.8	146	147	127	113	78	67	31-123	12	
2-Methylnaphthalene	ug/kg	22.7	146	147	141	125	81	69	15-146	12	
Acenaphthene	ug/kg	9.0	146	147	131	112	84	70	19-141	16	
Acenaphthylene	ug/kg	23.1	146	147	141	130	81	73	30-142	8	
Anthracene	ug/kg	42.0	146	147	234	154	132	76	38-137	41	R1
Benzo(a)anthracene	ug/kg	83.6	146	147	295	193	145	75	37-143	41	M1,R1
Benzo(a)pyrene	ug/kg	102	146	147	330	212	157	75	33-147	43	M1,R1
Benzo(b)fluoranthene	ug/kg	53.1	146	147	186	131	91	53	25-156	34	R1
Benzo(g,h,i)perylene	ug/kg	58.5	146	147	215	151	107	63	26-142	35	R1
Benzo(k)fluoranthene	ug/kg	61.3	146	147	245	168	126	73	35-142	37	R1
Chrysene	ug/kg	97.4	146	147	330	214	159	79	23-150	42	M1,R1
Dibenz(a,h)anthracene	ug/kg	18.5	146	147	134	110	79	62	41-140	20	R1
Fluoranthene	ug/kg	136	146	147	391	245	175	74	25-155	46	M1,R1
Fluorene	ug/kg	27.1	146	147	164	132	94	71	33-152	22	R1
Indeno(1,2,3-cd)pyrene	ug/kg	46.4	146	147	196	139	103	63	36-139	34	R1
Naphthalene	ug/kg	29.0	146	147	142	129	77	68	25-121	9	
Phenanthrene	ug/kg	148	146	147	487	279	233	90	29-141	54	M1,R1
Pyrene	ug/kg	225	146	147	595	364	254	94	36-145	48	M1,R1
2-Fluorobiphenyl (S)	%						68	63	31-131		
Terphenyl-d14 (S)	%						75	68	30-133		

This report shall not be reproduced, except in full,
without the written consent of Pace Analytical Services, Inc..

Pace Analytical Services, Inc.
940 South Harney
Seattle, WA 98108
(206)767-5060

QUALITY CONTROL DATA

Project: East Bay Redevelopment 138130
Pace Project No.: 255892

QC Batch: MSV/3555 Analysis Method: EPA 8260
QC Batch Method: EPA 8260 Analysis Description: 8260 MSV 5035A Volatile Organics
Associated Lab Samples: 255892001, 255892002, 255892003, 255892004, 255892005, 255892006

METHOD BLANK: 51309 Matrix: Solid
Associated Lab Samples: 255892001, 255892002, 255892003, 255892004, 255892005, 255892006

Parameter	Units	Blank Result	Reporting Limit	Analyzed	Qualifiers
Benzene	ug/kg	ND	3.0	12/07/10 08:36	
Ethylbenzene	ug/kg	ND	3.0	12/07/10 08:36	
Toluene	ug/kg	ND	3.0	12/07/10 08:36	
Xylene (Total)	ug/kg	ND	9.0	12/07/10 08:36	
1,2-Dichloroethane-d4 (S)	%	108	80-143	12/07/10 08:36	
4-Bromofluorobenzene (S)	%	105	72-122	12/07/10 08:36	
Dibromofluoromethane (S)	%	103	80-136	12/07/10 08:36	
Toluene-d8 (S)	%	112	80-120	12/07/10 08:36	

LABORATORY CONTROL SAMPLE & LCSD: 51310 51311

Parameter	Units	Spike Conc.	LCS Result	LCSD Result	LCS % Rec	LCSD % Rec	% Rec Limits	RPD	Max RPD	Qualifiers
Benzene	ug/kg	50	45.8	45.8	92	92	75-133	.1	30	
Ethylbenzene	ug/kg	50	50.8	51.5	102	103	68-131	1	30	
Toluene	ug/kg	50	53.2	54.0	106	108	73-124	2	30	
Xylene (Total)	ug/kg	150	142	144	95	96	68-130	1	30	
1,2-Dichloroethane-d4 (S)	%				111	106	80-143			
4-Bromofluorobenzene (S)	%				110	111	72-122			
Dibromofluoromethane (S)	%				107	103	80-136			
Toluene-d8 (S)	%				112	111	80-120			

This report shall not be reproduced, except in full,
without the written consent of Pace Analytical Services, Inc..

Pace Analytical Services, Inc.
940 South Harney
Seattle, WA 98108
(206)767-5060

QUALITY CONTROL DATA

Project: East Bay Redevelopment 138130
Pace Project No.: 255892

QC Batch: PMST/1445 Analysis Method: ASTM D2974-87
QC Batch Method: ASTM D2974-87 Analysis Description: Dry Weight/Percent Moisture
Associated Lab Samples: 255892001, 255892002, 255892003, 255892004, 255892005

SAMPLE DUPLICATE: 51381

Parameter	Units	255906001 Result	Dup Result	RPD	Qualifiers
Percent Moisture	%	23.8	23.6	.9	

SAMPLE DUPLICATE: 51382

Parameter	Units	255893003 Result	Dup Result	RPD	Qualifiers
Percent Moisture	%	9.8	9.1	7	

This report shall not be reproduced, except in full,
without the written consent of Pace Analytical Services, Inc..

Pace Analytical Services, Inc.
940 South Harney
Seattle, WA 98108
(206)767-5060

QUALIFIERS

Project: East Bay Redevelopment 138130
Pace Project No.: 255892

DEFINITIONS

DF - Dilution Factor, if reported, represents the factor applied to the reported data due to changes in sample preparation, dilution of the sample aliquot, or moisture content.

ND - Not Detected at or above adjusted reporting limit.

J - Estimated concentration above the adjusted method detection limit and below the adjusted reporting limit.

MDL - Adjusted Method Detection Limit.

S - Surrogate

1,2-Diphenylhydrazine (8270 listed analyte) decomposes to Azobenzene.

Consistent with EPA guidelines, unrounded data are displayed and have been used to calculate % recovery and RPD values.

LCS(D) - Laboratory Control Sample (Duplicate)

MS(D) - Matrix Spike (Duplicate)

DUP - Sample Duplicate

RPD - Relative Percent Difference

N-Nitrosodiphenylamine decomposes and cannot be separated from Diphenylamine using Method 8270. The result reported for each analyte is a combined concentration.

Pace Analytical is NELAP accredited. Contact your Pace PM for the current list of accredited analytes.

LABORATORIES

PASI-M	Pace Analytical Services - Minneapolis
PASI-S	Pace Analytical Services - Seattle

ANALYTE QUALIFIERS

M1	Matrix spike recovery exceeded QC limits. Batch accepted based on laboratory control sample (LCS) recovery.
M6	Matrix spike and Matrix spike duplicate recovery not evaluated against control limits due to sample dilution.
R1	RPD value was outside control limits.

This report shall not be reproduced, except in full,
without the written consent of Pace Analytical Services, Inc..

Pace Analytical Services, Inc.
940 South Harney
Seattle, WA 98108
(206)767-5060

QUALITY CONTROL DATA CROSS REFERENCE TABLE

Project: East Bay Redevelopment 138130
Pace Project No.: 255892

Lab ID	Sample ID	QC Batch Method	QC Batch	Analytical Method	Analytical Batch
255892001	**SPL-14-1**	EPA 3546	OEXT/3071	NWTPH-Dx	GCSV/2136
255892002	**SPL-14-2**	EPA 3546	OEXT/3071	NWTPH-Dx	GCSV/2136
255892003	**SPL-14-3**	EPA 3546	OEXT/3071	NWTPH-Dx	GCSV/2136
255892004	**SPL-14-4**	EPA 3546	OEXT/3071	NWTPH-Dx	GCSV/2136
255892005	**SPL-14-5**	EPA 3546	OEXT/3071	NWTPH-Dx	GCSV/2136
255892001	**SPL-14-1**	NWTPH-Gx	GCV/2066	NWTPH-Gx	GCV/2070
255892002	**SPL-14-2**	NWTPH-Gx	GCV/2066	NWTPH-Gx	GCV/2070
255892003	**SPL-14-3**	NWTPH-Gx	GCV/2066	NWTPH-Gx	GCV/2070
255892004	**SPL-14-4**	NWTPH-Gx	GCV/2069	NWTPH-Gx	GCV/2073
255892005	**SPL-14-5**	NWTPH-Gx	GCV/2069	NWTPH-Gx	GCV/2073
255892006	**TB_1391100**	NWTPH-Gx	GCV/2069	NWTPH-Gx	GCV/2073
255892001	**SPL-14-1**	EPA 6020	ICPM/23872	EPA 6020	ICPM/9675
255892002	**SPL-14-2**	EPA 6020	ICPM/23872	EPA 6020	ICPM/9675
255892003	**SPL-14-3**	EPA 6020	ICPM/23872	EPA 6020	ICPM/9675
255892004	**SPL-14-4**	EPA 6020	ICPM/23872	EPA 6020	ICPM/9675
255892005	**SPL-14-5**	EPA 6020	ICPM/23872	EPA 6020	ICPM/9675
255892001	**SPL-14-1**	EPA 3546	OEXT/3070	EPA 8270 by SIM	MSSV/1463
255892002	**SPL-14-2**	EPA 3546	OEXT/3070	EPA 8270 by SIM	MSSV/1463
255892003	**SPL-14-3**	EPA 3546	OEXT/3070	EPA 8270 by SIM	MSSV/1463
255892004	**SPL-14-4**	EPA 3546	OEXT/3070	EPA 8270 by SIM	MSSV/1463
255892005	**SPL-14-5**	EPA 3546	OEXT/3070	EPA 8270 by SIM	MSSV/1463
255892001	**SPL-14-1**	EPA 8260	MSV/3555		
255892002	**SPL-14-2**	EPA 8260	MSV/3555		
255892003	**SPL-14-3**	EPA 8260	MSV/3555		
255892004	**SPL-14-4**	EPA 8260	MSV/3555		
255892005	**SPL-14-5**	EPA 8260	MSV/3555		
255892006	**TB_1391100**	EPA 8260	MSV/3555		
255892001	**SPL-14-1**	ASTM D2974-87	PMST/1445		
255892002	**SPL-14-2**	ASTM D2974-87	PMST/1445		
255892003	**SPL-14-3**	ASTM D2974-87	PMST/1445		
255892004	**SPL-14-4**	ASTM D2974-87	PMST/1445		
255892005	**SPL-14-5**	ASTM D2974-87	PMST/1445		

This report shall not be reproduced, except in full,
without the written consent of Pace Analytical Services, Inc..

Sample Condition Upon Receipt

Pace Analytical

Client Name: Brown & Caldwell Project # 255892

Courier: ☐ Fed Ex ☐ UPS ☐ USPS ☐ Client ☐ Commercial ☐ Pace Other PCS

Tracking #: _____

Custody Seal on Cooler/Box Present: ☑ Yes ☐ No Seals intact: ☑ Yes ☐ No

Packing Material: ☐ Bubble Wrap ☑ Bubble Bags ☐ None ☐ Other _____ Temp. Blank (Yes) ____ No ____

Thermometer Used 132013 or 101731962 or 226099 Type of Ice: (Wet) Blue None ☐ Samples on ice, cooling process has begun

Cooler Temperature 1.3°C Biological Tissue is Frozen: Yes No

Date and Initials of person examining contents: NS 12/3/10

Temp should be above freezing ≤ 6°C

		Comments:
Chain of Custody Present:	☑Yes ☐No ☐N/A	1.
Chain of Custody Filled Out:	☑Yes ☐No ☐N/A	2.
Chain of Custody Relinquished:	☑Yes ☐No ☐N/A	3.
Sampler Name & Signature on COC:	☑Yes ☐No ☐N/A	4.
Samples Arrived within Hold Time:	☑Yes ☐No ☐N/A	5.
Short Hold Time Analysis (<72hr):	☐Yes ☑No ☐N/A	6.
Rush Turn Around Time Requested:	☐Yes ☑No ☐N/A	7.
Sufficient Volume:	☑Yes ☐No ☐N/A	8.
Correct Containers Used:	☑Yes ☐No ☐N/A	9.
-Pace Containers Used:	☑Yes ☐No ☐N/A	
Containers Intact:	☑Yes ☐No ☐N/A	10.
Filtered volume received for Dissolved tests	☐Yes ☐No ☑N/A	11.
Sample Labels match COC:	☑Yes ☐No ☐N/A	12.
-Includes date/time/ID/Analysis Matrix: Soil		
All containers needing preservation have been checked.	☐Yes ☐No ☑N/A	13.
All containers needing preservation are found to be in compliance with EPA recommendation.	☐Yes ☐No ☑N/A	
Exceptions: VOA, coliform, TOC, O&G		Initial when completed / Lot # of added preservative
Samples checked for dechlorination:	☐Yes ☐No ☑N/A	14.
Headspace in VOA Vials (>6mm):	☐Yes ☐No ☑N/A	15.
Trip Blanks Present:	☑Yes ☐No ☐N/A	16.
Trip Blank Custody Seals Present	☐Yes ☑No ☐N/A	
Pace Trip Blank Lot # (if purchased): _____		

Client Notification/ Resolution: Field Data Required? Y / N

Person Contacted: _____ Date/Time: _____

Comments/ Resolution: _____

Project Manager Review: JENNI GROSS Date: 12/6/10

Note: Whenever there is a discrepancy affecting North Carolina compliance samples, a copy of this form will be sent to the North Carolina DEHNR Certification Office (i.e out of hold, incorrect preservative, out of temp, incorrect containers)

Pace Analytical®
www.pacelabs.com

CHAIN-OF-CUSTODY / Analytical Request Document

The Chain-of-Custody is a LEGAL DOCUMENT. All relevant fields must be completed accurately.

255892

Page: of

1391160

Section A Required Client Information:

Company:	Brown + Caldwell
Address:	724 Columbia St NW #420 Olympia WA 98501
Email To:	jturk@bruncald.com
Phone:	Fax:
Requested Due Date/TAT:	

Section B Required Project Information:

Report To:	Jon Turk
Copy To:	Josh Johnson
Purchase Order No.:	
Project Name:	East Bay Redevelopment
Project Number:	138136

Section C Invoice Information:

Attention:	Jon Turk
Company Name:	see A
Address:	
Pace Quote Reference:	
Pace Project Manager:	
Pace Profile #:	

REGULATORY AGENCY

☐ NPDES ☐ GROUND WATER ☐ DRINKING WATER
☐ UST ☐ RCRA ☒ OTHER ECY

Site Location STATE: WA

Section D Required Client Information

Matrix Codes MATRIX / CODE: Drinking Water DW, Water WT, Waste Water WW, Product P, Soil/Solid SL, Oil OL, Wipe WP, Air AR, Tissue TS, Other OT

SAMPLE ID (A-Z, 0-9 / ,-) Sample IDs MUST BE UNIQUE

Requested Analysis Filtered (Y/N)

ITEM #	SAMPLE ID	MATRIX CODE (see valid codes to left)	SAMPLE TYPE (G=GRAB C=COMP)	COLLECTED COMPOSITE START DATE	COMPOSITE START TIME	COMPOSITE END/GRAB DATE	COMPOSITE END/GRAB TIME	SAMPLE TEMP AT COLLECTION	# OF CONTAINERS	Unpreserved	H_2SO_4	HNO_3	HCl	NaOH	$Na_2S_2O_3$	Methanol	Other DI water	Analysis Test (Y/N)	TPH-HO, TPH-D SG	Dioxin, Furan	cPAH, Naphthalene	Cu, Cd, Pb, Ni, As	BTEX, TPH-G SG	Residual Chlorine (Y/N)	Pace Project No./ Lab I.D.
1	SPL-14-1	SL	G			12/3/10	8:40		7	X						X	X								
2	SPL-14-2						9:00																		
3	SPL-14-3						9:20																		
4	SPL-14-4						9:40																		
5	SPL-14-5						10:00																		
6	TB-1391160	OT					—		3							X	X						X		
7																									
8																									
9																									
10																									
11																									
12																									

ADDITIONAL COMMENTS	RELINQUISHED BY / AFFILIATION	DATE	TIME	ACCEPTED BY / AFFILIATION	DATE	TIME	SAMPLE CONDITIONS			
Temp Blank included	Kate Green BC	12/3/10	11:00	custody seal - courrier to Pace						
				Jyothi Swamy	12/3/10	16:10	1.3	4	4	4

ORIGINAL

SAMPLER NAME AND SIGNATURE

PRINT Name of SAMPLER: Kate Green

SIGNATURE of SAMPLER: Kate Green

DATE Signed (MM/DD/YY): 12/3/2010

Temp in °C | Received on Ice (Y/N) | Custody Sealed Cooler (Y/N) | Samples Intact (Y/N)

*Important Note: By signing this form you are accepting Pace's NET 30 day payment terms and agreeing to late charges of 1.5% per month for any invoices not paid within 30 days.

F-ALL-Q-020rev.07, 15-May-2007

Sample Container Count

CLIENT: Brown & Caldwell

Pace Analytical
www.pacelabs.com

COC PAGE 1 of 1
COC ID# 1391160

255892

Sample Line Item	VG9H	AG1H	AG1U	BG1H	BP1U	BP2U	BP3U	BP2N	BP2S	WGFU	WGKU	DG9M	VGaw		Comments
1										4		1	2		
2										4					
3										4					
4										4					
5										4					
6															
7															
8															
9															
10															
11															
12															Trip Blank? yes

AG1H	1 liter HCL amber glass		BP2S	500mL H2SO4 plastic		JGFU	4oz unpreserved amber wide
AG1U	1liter unpreserved amber glass		BP2U	500mL unpreserved plastic		R	terra core kit
AG2S	500mL H2SO4 amber glass		BP2Z	500mL NaOH, Zn Ac		U	Summa Can
AG2U	500mL unpreserved amber glass		BP3C	250mL NaOH plastic		VG9H	40mL HCL clear vial
AG3S	250mL H2SO4 amber glass		BP3N	250mL HNO3 plastic		VG9T	40mL Na Thio. clear vial
BG1H	1 liter HCL clear glass		BP3S	250mL H2SO4 plastic		VG9U	40mL unpreserved **clear** vial
BG1U	1 liter unpreserved glass		BP3U	250mL unpreserved plastic		VG9W	40mL glass vial preweighted (EPA 5035)
BP1N	1 liter HNO3 plastic		DG9B	40mL Na Bisulfate amber vial		VSG	Headspace septa vial & HCL
BP1S	1 liter H2SO4 plastic		DG9H	40mL HCL amber voa vial		WGFU	4oz clear soil jar
BP1U	1 liter unpreserved plastic		DG9M	40mL MeOH clear vial		WGFX	4oz wide jar w/hexane wipe
BP1Z	1 liter NaOH, Zn, Ac		DG9T	40mL Na Thio amber vial		ZPLC	Ziploc Bag
BP2N	500mL HNO3 plastic		DG9U	40mL unpreserved **amber** vial			
BP2O	500mL NaOH plastic		I	Wipe/Swab			

Pace Analytical Services, Inc.
1700 Elm Street
Minneapolis, MN 55414
Phone: 612.607.1700
Fax: 612.607.6444

www.pacelabs.com

Report Prepared for:

Jennifer Gross
PASI Seattle
940 S. Harney Street
Seattle WA 98108

REPORT OF LABORATORY ANALYSIS FOR PCDD/PCDF

Report Information:

Pace Project #: 10144556
Sample Receipt Date: 12/04/2010
Client Project #: 255892
Client Sub PO #: N/A
State Cert #: C755

Invoicing & Reporting Options:

The report provided has been invoiced as a Level 2 PCDD/PCDF Report. If an upgrade of this report package is requested, an additional charge may be applied.

Please review the attached invoice for accuracy and forward any questions to Nate Habte, your Pace Project Manager.

This report has been reviewed by:

December 14, 2010

Nate Habte, Project Manager
(612) 607-6407
(612) 607-6444 (fax)
natnael.habte@pacelabs.com

ACCREDITED IN ACCORDANCE WITH nelac

Report of Laboratory Analysis

This report should not be reproduced, except in full, without the written consent of Pace Analytical Services, Inc.

The results relate only to the samples included in this report.

Report Prepared Date:
December 14, 2010

Pace Analytical Services, Inc.
1700 Elm Street
Minneapolis, MN 55414
Phone: 612.607.1700
Fax: 612.607.6444

DISCUSSION

This report presents the results from the analyses performed on five samples submitted by a representative of Pace Analytical Services, Inc. The samples were analyzed for the presence or absence of polychlorodibenzo-p-dioxins (PCDDs) and polychlorodibenzofurans (PCDFs) using a modified version of USEPA Method 8290. Reporting limits were based on signal-to-noise measurements.

The recoveries of the isotopically-labeled PCDD/PCDF internal standards in the sample extracts ranged from 32-89%. With the exceptions of four low values, which were flagged "R" on the results tables, the labeled standard recoveries obtained for this project were within the 40-135% target range specified in Method 8290. Also, since the quantification of the native 2,3,7,8-substituted congeners was based on isotope dilution, the data were automatically corrected for variation in recovery and accurate values were obtained.

In some cases, interfering substances impacted the determinations of PCDD or PCDF congeners. The affected value were flagged "I" where incorrect isotope ratios were obtained.

A laboratory method blank was prepared and analyzed with the sample batch as part of our routine quality control procedures. The results show the blank to be free of PCDDs and PCDFs at the reporting limits, with the exception of a trace level of OCDD. This was below the calibration range of the method. The OCDD levels reported for the field samples were higher than the OCDD level in the blank by one or more orders of magnitude. These results indicate that the sample processing steps did not contribute significantly to the levels reported for the field samples.

Laboratory and matrix spike samples were also prepared with the sample batch using clean sand or sample matrix that had been fortified with native standard materials. The results show that the spiked native compounds were generally recovered at 86-121%, with relative percent differences of 0.1-14.7%. These results indicate generally high degrees of accuracy and precision for these determinations. The background-subtracted recovery value obtained for OCDD in the matrix spike duplicate sample was above the 70-130% target range and may indicate a high bias for this congener in these determinations.

REPORT OF LABORATORY ANALYSIS

This report shall not be reproduced, except in full,
without the written consent of Pace Analytical Services, Inc.

Pace Analytical Services, Inc.
1700 Elm Street - Suite 200
Minneapolis, MN 55414

Tel: 612-607-1700
Fax: 612- 607-6444

Minnesota Laboratory Certifications

Authority	Certificate #	Authority	Certificate #
Alabama	40770	Montana	92
Alaska	MN00064	Nebraska	
Arizona	AZ0014	Nevada	MN000642010A
Arkansas	88-0680	New Jersey (NE	MN002
California	01155CA	New Mexico	MN00064
Colorado	MN00064	New York (NEL	11647
Connecticut	PH-0256	North Carolina	27700
EPA Region 5	WD-15J	North Dakota	R-036
EPA Region 8	8TMS-Q	Ohio	4150
Florida (NELAP	E87605	Ohio VAP	CL101
Georgia (DNR)	959	Oklahoma	D9922
Guam	09-019r	Oregon (ELAP)	MN200001-005
Hawaii	SLD	Oregon (OREL	MN200001-005
Idaho	MN00064	Pennsylvania	68-00563
Illinois	200012	Saipan	MP0003
Indiana	C-MN-01	South Carolina	74003001
Indiana	C-MN-01	Tennesee	2818
Iowa	368	Tennessee	02818
Kansas	E-10167	Texas	T104704192-08
Kentucky	90062	Utah (NELAP)	PAM
Louisiana	LA0900016	Virginia	00251
Maine	2007029	Washington	C755
Maryland	322	West Virginia	9952C
Michigan	9909	Wisconsin	999407970
Minnesota	027-053-137	Wyoming	8TMS-Q
Mississippi	MN00064		

REPORT OF LABORATORY ANALYSIS

This report shall not be reproduced, except in full,
without the written consent of Pace Analytical Services, Inc.

Appendix A

Sample Management

Chain of Custody

10144556

Pace Analytical®
www.pacelabs.com

Workorder: 255892 **Workorder Name:** East Bay Redevelopment 138130 **Owner Received Date:** 12/3/2010 **Results Requested By:** ~~12/15/2010~~ 12/17/10

Report To	Subcontract To
Jennifer Gross Pace Analytical Services, Inc. 940 South Harney Seattle WA 98108 Phone (206)767-5060 Fax (206)767-5063	Pace Analytical Minnesota 1700 Elm Street Suite 200 Minneapolis, MN 55414 Phone (612)607-1700

Item	Sample ID	Sample Type	Collect Date/Time	Lab ID	Matrix	Preserved Containers: Unpreserved	Requested Analysis: Dioxins, Furans	Requested Analysis: 6020 As, Ni, Cu, Cd, Pb	LAB USE ONLY
1	SPL-14-1	PS	12/3/2010 08:40	255892001	Solid	2	X	X	
2	SPL-14-2	PS	12/3/2010 09:00	255892002	Solid	2	X	X	
3	SPL-14-3	PS	12/3/2010 09:20	255892003	Solid	2	X	X	
4	SPL-14-4	PS	12/3/2010 09:40	255892004	Solid	2	X	X	
5	SPL-14-5	PS	12/3/2010 10:00	255892005	Solid	2	X	X	

Transfers	Released By	Date/Time	Received By	Date/Time
1		12/3 1700	Pace	12/4/10 11:55
2				
3				

Comments: Dioxins are Rush!

Cooler Temperature on Receipt 3.7 °C | Custody Seal Y or (N) | Received on Ice (Y) or N | Samples Intact (Y) or N

Sample Condition Upon Receipt

Pace Analytical

Client Name: PACE WA Project # 10144556

Courier: ☒ Fed Ex ☐ UPS ☐ USPS ☐ Client ☐ Commercial ☐ Pace Other _____

Tracking #: 7965 1627 0611

Optional: Proj. Due Date: Proj. Name:

Custody Seal on Cooler/Box Present: ☐ yes ☒ no Seals intact: ☐ yes ☐ no

Packing Material: ☒ Bubble Wrap ☒ Bubble Bags ☐ None ☐ Other _____ Temp Blank: Yes X No _____

Thermometer Used ~~60344042 or~~ 179425 Type of Ice: (Wet) Blue None ☐ Samples on ice, cooling process has begun

Cooler Temperature 3.7 Biological Tissue is Frozen: Yes No

Temp should be above freezing to 6°C Comments:

Date and initials of person examining contents: 12.9.10 K

Chain of Custody Present:	☑Yes ☐No ☐N/A	1.
Chain of Custody Filled Out:	☑Yes ☐No ☐N/A	2.
Chain of Custody Relinquished:	☑Yes ☐No ☐N/A	3.
Sampler Name & Signature on COC:	☑Yes ☐No ☐N/A	4.
Samples Arrived within Hold Time:	☑Yes ☐No ☐N/A	5.
Short Hold Time Analysis (<72hr):	☐Yes ☑No ☐N/A	6.
Rush Turn Around Time Requested:	☐Yes ☑No ☐N/A	7.
Sufficient Volume:	☑Yes ☐No ☐N/A	8.
Correct Containers Used:	☑Yes ☐No ☐N/A	9.
-Pace Containers Used:	☑Yes ☐No ☐N/A	
Containers Intact:	☑Yes ☐No ☐N/A	10.
Filtered volume received for Dissolved tests	☐Yes ☐No ☑N/A	11.
Sample Labels match COC:	☑Yes ☐No ☐N/A	12.
-Includes date/time/ID/Analysis Matrix: SC		
All containers needing acid/base preservation have been checked. Noncompliance are noted in 13.	☐Yes ☐No ☑N/A	13. ☐ HNO3 ☐ H2SO4 ☐ NaOH ☐ HCl Samp #
All containers needing preservation are found to be in compliance with EPA recommendation.	☐Yes ☐No ☑N/A	
Exceptions: VOA,Coliform, TOC, Oil and Grease, WI-DRO (water)	☐Yes ☐No	Initial when completed / Lot # of added preservative
Samples checked for dechlorination:	☐Yes ☐No ☑N/A	14.
Headspace in VOA Vials (>6mm):	☐Yes ☐No ☑N/A	15.
Trip Blank Present:	☐Yes ☐No ☑N/A	16.
Trip Blank Custody Seals Present	☐Yes ☐No ☑N/A	
Pace Trip Blank Lot # (if purchased):		

Client Notification/ Resolution: Field Data Required? Y / N

Person Contacted: _____ Date/Time: _____

Comments/ Resolution: _____

Project Manager Review: NAH **Date:** 12/6/10

Note: Whenever there is a discrepancy affecting North Carolina compliance samples, a copy of this form will be sent to the North Carolina DENR.

F-L213Rev.00, 05Aug2009

Pace Analytical Services, Inc.
1700 Elm Street SE, Suite 200, Minneapolis, MN 55414

Pace Analytical Services, Inc.
1700 Elm Street - Suite 200
Minneapolis, MN 55414

Tel: 612-607-1700
Fax: 612- 607-6444

Reporting Flags

A = Reporting Limit based on signal to noise

B = Less than 10x higher than method blank level

C = Result obtained from confirmation analysis

D = Result obtained from analysis of diluted sample

E = Exceeds calibration range

I = Interference present

J = Estimated value

Nn = Value obtained from additional analysis

P = PCDE Interference

R = Recovery outside target range

S = Peak saturated

U = Analyte not detected

V = Result verified by confirmation analysis

X = %D Exceeds limits

Y = Calculated using average of daily RFs

* = See Discussion

This report shall not be reproduced, except in full,
without the written consent of Pace Analytical Services, Inc.

Appendix B

Sample Analysis Summary

Pace Analytical Services, Inc.
1700 Elm Street - Suite 200
Minneapolis, MN 55414

Tel: 612-607-1700
Fax: 612- 607-6444

Method 8290 Sample Analysis Results

Client - PASI Seattle

Client's Sample ID	SPL-14-1		
Lab Sample ID	255892001		
Filename	F101211A_07		
Injected By	CVS		
Total Amount Extracted	11.2 g	Matrix	Solid
% Moisture	10.1	Dilution	NA
Dry Weight Extracted	10.1 g	Collected	12/03/2010 08:40
ICAL ID	F101206	Received	12/04/2010 11:55
CCal Filename(s)	F101211A_01 & F101211A_14	Extracted	12/08/2010 18:00
Method Blank ID	BLANK-27185	Analyzed	12/11/2010 08:47

Native Isomers	Conc ng/Kg	EMPC ng/Kg	EDL ng/Kg		Internal Standards	ng's Added	Percent Recovery
2,3,7,8-TCDF	2.2	-----	1.30		2,3,7,8-TCDF-13C	2.00	72
Total TCDF	17.0	-----	1.30		2,3,7,8-TCDD-13C	2.00	79
					1,2,3,7,8-PeCDF-13C	2.00	50
2,3,7,8-TCDD	ND	-----	1.30		2,3,4,7,8-PeCDF-13C	2.00	43
Total TCDD	8.4	-----	1.30		1,2,3,7,8-PeCDD-13C	2.00	53
					1,2,3,4,7,8-HxCDF-13C	2.00	89
1,2,3,7,8-PeCDF	3.4	-----	1.40	J	1,2,3,6,7,8-HxCDF-13C	2.00	72
2,3,4,7,8-PeCDF	2.8	-----	1.60	J	2,3,4,6,7,8-HxCDF-13C	2.00	77
Total PeCDF	46.0	-----	1.50		1,2,3,7,8,9-HxCDF-13C	2.00	61
					1,2,3,4,7,8-HxCDD-13C	2.00	86
1,2,3,7,8-PeCDD	ND	-----	1.00		1,2,3,6,7,8-HxCDD-13C	2.00	69
Total PeCDD	16.0	-----	1.00		1,2,3,4,6,7,8-HpCDF-13C	2.00	48
					1,2,3,4,7,8,9-HpCDF-13C	2.00	40
1,2,3,4,7,8-HxCDF	-----	3.1	1.00	I	1,2,3,4,6,7,8-HpCDD-13C	2.00	58
1,2,3,6,7,8-HxCDF	2.2	-----	0.84	J	OCDD-13C	4.00	34 R
2,3,4,6,7,8-HxCDF	3.6	-----	1.50	J			
1,2,3,7,8,9-HxCDF	ND	-----	2.30		1,2,3,4-TCDD-13C	2.00	NA
Total HxCDF	54.0	-----	1.40		1,2,3,7,8,9-HxCDD-13C	2.00	NA
1,2,3,4,7,8-HxCDD	ND	-----	1.40		2,3,7,8-TCDD-37Cl4	0.20	76
1,2,3,6,7,8-HxCDD	4.6	-----	1.80	J			
1,2,3,7,8,9-HxCDD	3.1	-----	1.60	J			
Total HxCDD	50.0	-----	1.60				
1,2,3,4,6,7,8-HpCDF	37.0	-----	1.70		Total 2,3,7,8-TCDD		
1,2,3,4,7,8,9-HpCDF	ND	-----	2.80		Equivalence: 6.3 ng/Kg		
Total HpCDF	140.0	-----	2.30		(Using 2005 WHO Factors - Using PRL/2 where ND)		
1,2,3,4,6,7,8-HpCDD	150.0	-----	2.20				
Total HpCDD	320.0	-----	2.20				
OCDF	120.0	-----	3.80				
OCDD	1600.0	-----	10.00				

Conc = Concentration (Totals include 2,3,7,8-substituted isomers).
EMPC = Estimated Maximum Possible Concentration
EDL = Estimated Detection Limit

ND = Not Detected
NA = Not Applicable
NC = Not Calculated

Results reported on a dry weight basis and are valid to no more than 2 significant figures.
J = Estimated value
R = Recovery outside target range
I = Interference present

REPORT OF LABORATORY ANALYSIS

This report shall not be reproduced, except in full,
without the written consent of Pace Analytical Services, Inc.

Pace Analytical Services, Inc.
1700 Elm Street - Suite 200
Minneapolis, MN 55414

Tel: 612-607-1700
Fax: 612- 607-6444

Method 8290 Sample Analysis Results

Client - PASI Seattle

Client's Sample ID	SPL-14-2		
Lab Sample ID	255892002		
Filename	F101210B_11		
Injected By	CVS		
Total Amount Extracted	11.4 g	Matrix	Solid
% Moisture	8.8	Dilution	NA
Dry Weight Extracted	10.4 g	Collected	12/03/2010 09:00
ICAL ID	F101206	Received	12/04/2010 11:55
CCal Filename(s)	F101210B_02 & F101210B_14	Extracted	12/08/2010 18:00
Method Blank ID	BLANK-27185	Analyzed	12/11/2010 00:47

Native Isomers	Conc ng/Kg	EMPC ng/Kg	EDL ng/Kg		Internal Standards	ng's Added	Percent Recovery
2,3,7,8-TCDF	1.10	-----	0.32		2,3,7,8-TCDF-13C	2.00	64
Total TCDF	11.00	-----	0.32		2,3,7,8-TCDD-13C	2.00	75
					1,2,3,7,8-PeCDF-13C	2.00	55
2,3,7,8-TCDD	0.65	-----	0.44	J	2,3,4,7,8-PeCDF-13C	2.00	53
Total TCDD	12.00	-----	0.44		1,2,3,7,8-PeCDD-13C	2.00	63
					1,2,3,4,7,8-HxCDF-13C	2.00	86
1,2,3,7,8-PeCDF	-----	0.74	0.28	I	1,2,3,6,7,8-HxCDF-13C	2.00	82
2,3,4,7,8-PeCDF	1.90	-----	0.36	J	2,3,4,6,7,8-HxCDF-13C	2.00	63
Total PeCDF	18.00	-----	0.32		1,2,3,7,8,9-HxCDF-13C	2.00	67
					1,2,3,4,7,8-HxCDD-13C	2.00	89
1,2,3,7,8-PeCDD	1.00	-----	0.29	J	1,2,3,6,7,8-HxCDD-13C	2.00	74
Total PeCDD	16.00	-----	0.29		1,2,3,4,6,7,8-HpCDF-13C	2.00	58
					1,2,3,4,7,8,9-HpCDF-13C	2.00	52
1,2,3,4,7,8-HxCDF	-----	0.59	0.34	I	1,2,3,4,6,7,8-HpCDD-13C	2.00	64
1,2,3,6,7,8-HxCDF	0.98	-----	0.38	J	OCDD-13C	4.00	51
2,3,4,6,7,8-HxCDF	1.60	-----	0.65	J			
1,2,3,7,8,9-HxCDF	0.68	-----	0.29	J	1,2,3,4-TCDD-13C	2.00	NA
Total HxCDF	23.00	-----	0.42		1,2,3,7,8,9-HxCDD-13C	2.00	NA
1,2,3,4,7,8-HxCDD	0.95	-----	0.30	J	2,3,7,8-TCDD-37Cl4	0.20	72
1,2,3,6,7,8-HxCDD	2.20	-----	0.37	J			
1,2,3,7,8,9-HxCDD	1.30	-----	0.47	J			
Total HxCDD	32.00	-----	0.38				
1,2,3,4,6,7,8-HpCDF	11.00	-----	0.46		Total 2,3,7,8-TCDD		
1,2,3,4,7,8,9-HpCDF	ND	-----	0.63		Equivalence: 4.1 ng/Kg		
Total HpCDF	34.00	-----	0.55		(Using 2005 WHO Factors - Using PRL/2 where ND)		
1,2,3,4,6,7,8-HpCDD	61.00	-----	0.95				
Total HpCDD	170.00	-----	0.95				
OCDF	35.00	-----	1.30				
OCDD	610.00	-----	2.50				

Conc = Concentration (Totals include 2,3,7,8-substituted isomers).
EMPC = Estimated Maximum Possible Concentration
EDL = Estimated Detection Limit

ND = Not Detected
NA = Not Applicable
NC = Not Calculated

Results reported on a dry weight basis and are valid to no more than 2 significant figures.
J = Estimated value
I = Interference present

REPORT OF LABORATORY ANALYSIS

This report shall not be reproduced, except in full,
without the written consent of Pace Analytical Services, Inc.

Pace Analytical Services, Inc.
1700 Elm Street - Suite 200
Minneapolis, MN 55414

Tel: 612-607-1700
Fax: 612- 607-6444

Method 8290 Sample Analysis Results

Client - PASI Seattle

Client's Sample ID	SPL-14-3		
Lab Sample ID	255892003		
Filename	F101210B_12		
Injected By	CVS		
Total Amount Extracted	11.5 g	Matrix	Solid
% Moisture	10.6	Dilution	NA
Dry Weight Extracted	10.3 g	Collected	12/03/2010 09:20
ICAL ID	F101206	Received	12/04/2010 11:55
CCal Filename(s)	F101210B_02 & F101210B_14	Extracted	12/08/2010 18:00
Method Blank ID	BLANK-27185	Analyzed	12/11/2010 01:35

Native Isomers	**Conc** ng/Kg	**EMPC** ng/Kg	**EDL** ng/Kg		**Internal Standards**	**ng's Added**	**Percent Recovery**
2,3,7,8-TCDF	1.4	-----	0.40		2,3,7,8-TCDF-13C	2.00	62
Total TCDF	17.0	-----	0.40		2,3,7,8-TCDD-13C	2.00	70
					1,2,3,7,8-PeCDF-13C	2.00	59
2,3,7,8-TCDD	ND	-----	0.37		2,3,4,7,8-PeCDF-13C	2.00	59
Total TCDD	14.0	-----	0.37		1,2,3,7,8-PeCDD-13C	2.00	66
					1,2,3,4,7,8-HxCDF-13C	2.00	72
1,2,3,7,8-PeCDF	1.1	-----	0.57	J	1,2,3,6,7,8-HxCDF-13C	2.00	66
2,3,4,7,8-PeCDF	2.4	-----	0.31	J	2,3,4,6,7,8-HxCDF-13C	2.00	53
Total PeCDF	27.0	-----	0.44		1,2,3,7,8,9-HxCDF-13C	2.00	58
					1,2,3,4,7,8-HxCDD-13C	2.00	70
1,2,3,7,8-PeCDD	1.8	-----	0.45	J	1,2,3,6,7,8-HxCDD-13C	2.00	63
Total PeCDD	18.0	-----	0.45		1,2,3,4,6,7,8-HpCDF-13C	2.00	51
					1,2,3,4,7,8,9-HpCDF-13C	2.00	47
1,2,3,4,7,8-HxCDF	2.1	-----	1.20	J	1,2,3,4,6,7,8-HpCDD-13C	2.00	55
1,2,3,6,7,8-HxCDF	-----	0.85	0.39	I	OCDD-13C	4.00	46
2,3,4,6,7,8-HxCDF	2.0	-----	0.43	J			
1,2,3,7,8,9-HxCDF	-----	0.85	0.67	I	1,2,3,4-TCDD-13C	2.00	NA
Total HxCDF	55.0	-----	0.67		1,2,3,7,8,9-HxCDD-13C	2.00	NA
1,2,3,4,7,8-HxCDD	2.2	-----	0.74	J	2,3,7,8-TCDD-37Cl4	0.20	70
1,2,3,6,7,8-HxCDD	7.8	-----	0.70				
1,2,3,7,8,9-HxCDD	4.0	-----	0.95	J			
Total HxCDD	71.0	-----	0.80				
1,2,3,4,6,7,8-HpCDF	29.0	-----	1.10		Total 2,3,7,8-TCDD		
1,2,3,4,7,8,9-HpCDF	ND	-----	2.20		Equivalence: 8.1 ng/Kg		
Total HpCDF	95.0	-----	1.70		(Using 2005 WHO Factors - Using PRL/2 where ND)		
1,2,3,4,6,7,8-HpCDD	240.0	-----	3.90				
Total HpCDD	560.0	-----	3.90				
OCDF	82.0	-----	3.30				
OCDD	2100.0	-----	3.60				

Conc = Concentration (Totals include 2,3,7,8-substituted isomers).
EMPC = Estimated Maximum Possible Concentration
EDL = Estimated Detection Limit

ND = Not Detected
NA = Not Applicable
NC = Not Calculated

Results reported on a dry weight basis and are valid to no more than 2 significant figures.
J = Estimated value
I = Interference present

REPORT OF LABORATORY ANALYSIS

This report shall not be reproduced, except in full,
without the written consent of Pace Analytical Services, Inc.

Pace Analytical Services, Inc.
1700 Elm Street - Suite 200
Minneapolis, MN 55414

Tel: 612-607-1700
Fax: 612- 607-6444

Method 8290 Sample Analysis Results

Client - PASI Seattle

Client's Sample ID	SPL-14-4		
Lab Sample ID	255892004		
Filename	F101210B_13		
Injected By	CVS		
Total Amount Extracted	11.3 g	Matrix	Solid
% Moisture	11.4	Dilution	NA
Dry Weight Extracted	10.0 g	Collected	12/03/2010 09:40
ICAL ID	F101206	Received	12/04/2010 11:55
CCal Filename(s)	F101210B_02 & F101210B_14	Extracted	12/08/2010 18:00
Method Blank ID	BLANK-27185	Analyzed	12/11/2010 02:23

Native Isomers	Conc ng/Kg	EMPC ng/Kg	EDL ng/Kg		Internal Standards	ng's Added	Percent Recovery	
2,3,7,8-TCDF	1.9	-----	1.20		2,3,7,8-TCDF-13C	2.00	40	
Total TCDF	41.0	-----	1.20		2,3,7,8-TCDD-13C	2.00	44	
					1,2,3,7,8-PeCDF-13C	2.00	44	
2,3,7,8-TCDD	ND	-----	1.00		2,3,4,7,8-PeCDF-13C	2.00	42	
Total TCDD	36.0	-----	1.00		1,2,3,7,8-PeCDD-13C	2.00	45	
					1,2,3,4,7,8-HxCDF-13C	2.00	64	
1,2,3,7,8-PeCDF	-----	1.6	0.55	I	1,2,3,6,7,8-HxCDF-13C	2.00	52	
2,3,4,7,8-PeCDF	-----	3.6	0.60	I	2,3,4,6,7,8-HxCDF-13C	2.00	49	
Total PeCDF	30.0	-----	0.57		1,2,3,7,8,9-HxCDF-13C	2.00	47	
					1,2,3,4,7,8-HxCDD-13C	2.00	64	
1,2,3,7,8-PeCDD	-----	2.4	0.55	I	1,2,3,6,7,8-HxCDD-13C	2.00	52	
Total PeCDD	37.0	-----	0.55		1,2,3,4,6,7,8-HpCDF-13C	2.00	38	R
					1,2,3,4,7,8,9-HpCDF-13C	2.00	34	R
1,2,3,4,7,8-HxCDF	1.8	-----	1.20	J	1,2,3,4,6,7,8-HpCDD-13C	2.00	42	
1,2,3,6,7,8-HxCDF	2.4	-----	1.10	J	OCDD-13C	4.00	32	R
2,3,4,6,7,8-HxCDF	3.2	-----	1.30	J				
1,2,3,7,8,9-HxCDF	-----	1.5	1.40	I	1,2,3,4-TCDD-13C	2.00	NA	
Total HxCDF	58.0	-----	1.30		1,2,3,7,8,9-HxCDD-13C	2.00	NA	
1,2,3,4,7,8-HxCDD	2.9	-----	1.10	J	2,3,7,8-TCDD-37Cl4	0.20	39	
1,2,3,6,7,8-HxCDD	-----	5.6	0.90	I				
1,2,3,7,8,9-HxCDD	2.8	-----	1.40	J				
Total HxCDD	53.0	-----	1.10					
1,2,3,4,6,7,8-HpCDF	38.0	-----	0.95		Total 2,3,7,8-TCDD			
1,2,3,4,7,8,9-HpCDF	4.6	-----	1.30	J	Equivalence: 5.9 ng/Kg			
Total HpCDF	160.0	-----	1.10		(Using 2005 WHO Factors - Using PRL/2 where ND)			
1,2,3,4,6,7,8-HpCDD	200.0	-----	3.30					
Total HpCDD	450.0	-----	3.30					
OCDF	160.0	-----	3.10					
OCDD	2900.0	-----	3.30					

Conc = Concentration (Totals include 2,3,7,8-substituted isomers).
EMPC = Estimated Maximum Possible Concentration
EDL = Estimated Detection Limit

ND = Not Detected
NA = Not Applicable
NC = Not Calculated

Results reported on a dry weight basis and are valid to no more than 2 significant figures.
J = Estimated value
R = Recovery outside target range
I = Interference present

REPORT OF LABORATORY ANALYSIS

This report shall not be reproduced, except in full,
without the written consent of Pace Analytical Services, Inc.

Pace Analytical Services, Inc.
1700 Elm Street - Suite 200
Minneapolis, MN 55414

Tel: 612-607-1700
Fax: 612- 607-6444

Method 8290 Sample Analysis Results

Client - PASI Seattle

Client's Sample ID	SPL-14-5		
Lab Sample ID	255892005		
Filename	F101211A_06		
Injected By	CVS		
Total Amount Extracted	11.4 g	Matrix	Solid
% Moisture	9.8	Dilution	NA
Dry Weight Extracted	10.3 g	Collected	12/03/2010 10:00
ICAL ID	F101206	Received	12/04/2010 11:55
CCal Filename(s)	F101211A_01 & F101211A_14	Extracted	12/08/2010 18:00
Method Blank ID	BLANK-27185	Analyzed	12/11/2010 07:59

Native Isomers	Conc ng/Kg	EMPC ng/Kg	EDL ng/Kg		Internal Standards	ng's Added	Percent Recovery
2,3,7,8-TCDF	-----	1.7	0.49	I	2,3,7,8-TCDF-13C	2.00	56
Total TCDF	15.0	-----	0.49		2,3,7,8-TCDD-13C	2.00	65
					1,2,3,7,8-PeCDF-13C	2.00	51
2,3,7,8-TCDD	ND	-----	0.65		2,3,4,7,8-PeCDF-13C	2.00	54
Total TCDD	8.0	-----	0.65		1,2,3,7,8-PeCDD-13C	2.00	61
					1,2,3,4,7,8-HxCDF-13C	2.00	63
1,2,3,7,8-PeCDF	2.2	-----	0.74	J	1,2,3,6,7,8-HxCDF-13C	2.00	61
2,3,4,7,8-PeCDF	3.7	-----	0.57	J	2,3,4,6,7,8-HxCDF-13C	2.00	49
Total PeCDF	37.0	-----	0.65		1,2,3,7,8,9-HxCDF-13C	2.00	54
					1,2,3,4,7,8-HxCDD-13C	2.00	66
1,2,3,7,8-PeCDD	1.8	-----	0.52	J	1,2,3,6,7,8-HxCDD-13C	2.00	59
Total PeCDD	17.0	-----	0.52		1,2,3,4,6,7,8-HpCDF-13C	2.00	48
					1,2,3,4,7,8,9-HpCDF-13C	2.00	46
1,2,3,4,7,8-HxCDF	5.1	-----	0.83		1,2,3,4,6,7,8-HpCDD-13C	2.00	54
1,2,3,6,7,8-HxCDF	4.1	-----	1.00	J	OCDD-13C	4.00	42
2,3,4,6,7,8-HxCDF	6.7	-----	1.50				
1,2,3,7,8,9-HxCDF	3.5	-----	1.10	J	1,2,3,4-TCDD-13C	2.00	NA
Total HxCDF	73.0	-----	1.10		1,2,3,7,8,9-HxCDD-13C	2.00	NA
1,2,3,4,7,8-HxCDD	1.9	-----	0.82	J	2,3,7,8-TCDD-37Cl4	0.20	63
1,2,3,6,7,8-HxCDD	6.0	-----	0.55				
1,2,3,7,8,9-HxCDD	4.5	-----	0.61	J			
Total HxCDD	52.0	-----	0.66				
1,2,3,4,6,7,8-HpCDF	44.0	-----	1.30		Total 2,3,7,8-TCDD		
1,2,3,4,7,8,9-HpCDF	4.8	-----	1.80	J	Equivalence: 8.9 ng/Kg		
Total HpCDF	120.0	-----	1.50		(Using 2005 WHO Factors - Using PRL/2 where ND)		
1,2,3,4,6,7,8-HpCDD	140.0	-----	2.10				
Total HpCDD	310.0	-----	2.10				
OCDF	110.0	-----	2.70				
OCDD	1500.0	-----	1.80				

Conc = Concentration (Totals include 2,3,7,8-substituted isomers).
EMPC = Estimated Maximum Possible Concentration
EDL = Estimated Detection Limit

ND = Not Detected
NA = Not Applicable
NC = Not Calculated

Results reported on a dry weight basis and are valid to no more than 2 significant figures.
J = Estimated value
I = Interference present

REPORT OF LABORATORY ANALYSIS

This report shall not be reproduced, except in full,
without the written consent of Pace Analytical Services, Inc.

Pace Analytical Services, Inc.
1700 Elm Street - Suite 200
Minneapolis, MN 55414

Tel: 612-607-1700
Fax: 612- 607-6444

Method 8290 Blank Analysis Results

Lab Sample ID	BLANK-27185	Matrix	Solid
Filename	F101210B_10	Dilution	NA
Total Amount Extracted	20.1 g	Extracted	12/08/2010 18:00
ICAL ID	F101206	Analyzed	12/10/2010 23:59
CCal Filename(s)	F101210B_02 & F101210B_14	Injected By	CVS

Native Isomers	Conc ng/Kg	EMPC ng/Kg	EDL ng/Kg	Internal Standards	ng's Added	Percent Recovery
2,3,7,8-TCDF	ND	-----	0.21	2,3,7,8-TCDF-13C	2.00	73
Total TCDF	ND	-----	0.21	2,3,7,8-TCDD-13C	2.00	82
				1,2,3,7,8-PeCDF-13C	2.00	64
2,3,7,8-TCDD	ND	-----	0.25	2,3,4,7,8-PeCDF-13C	2.00	60
Total TCDD	ND	-----	0.25	1,2,3,7,8-PeCDD-13C	2.00	72
				1,2,3,4,7,8-HxCDF-13C	2.00	89
1,2,3,7,8-PeCDF	ND	-----	0.21	1,2,3,6,7,8-HxCDF-13C	2.00	82
2,3,4,7,8-PeCDF	ND	-----	0.19	2,3,4,6,7,8-HxCDF-13C	2.00	70
Total PeCDF	ND	-----	0.20	1,2,3,7,8,9-HxCDF-13C	2.00	70
				1,2,3,4,7,8-HxCDD-13C	2.00	91
1,2,3,7,8-PeCDD	ND	-----	0.19	1,2,3,6,7,8-HxCDD-13C	2.00	81
Total PeCDD	ND	-----	0.19	1,2,3,4,6,7,8-HpCDF-13C	2.00	57
				1,2,3,4,7,8,9-HpCDF-13C	2.00	53
1,2,3,4,7,8-HxCDF	ND	-----	0.21	1,2,3,4,6,7,8-HpCDD-13C	2.00	62
1,2,3,6,7,8-HxCDF	ND	-----	0.20	OCDD-13C	4.00	46
2,3,4,6,7,8-HxCDF	ND	-----	0.26			
1,2,3,7,8,9-HxCDF	ND	-----	0.40	1,2,3,4-TCDD-13C	2.00	NA
Total HxCDF	ND	-----	0.27	1,2,3,7,8,9-HxCDD-13C	2.00	NA
1,2,3,4,7,8-HxCDD	ND	-----	0.24	2,3,7,8-TCDD-37Cl4	0.20	78
1,2,3,6,7,8-HxCDD	ND	-----	0.30			
1,2,3,7,8,9-HxCDD	ND	-----	0.28			
Total HxCDD	ND	-----	0.28			
1,2,3,4,6,7,8-HpCDF	ND	-----	0.29	Total 2,3,7,8-TCDD		
1,2,3,4,7,8,9-HpCDF	ND	-----	0.49	Equivalence: 0.36 ng/Kg		
Total HpCDF	ND	-----	0.39	(Using 2005 WHO Factors - Using PRL/2 where ND)		
1,2,3,4,6,7,8-HpCDD	ND	-----	0.44			
Total HpCDD	ND	-----	0.44			
OCDF	ND	-----	0.74			
OCDD	2.2	-----	1.00 J			

Conc = Concentration (Totals include 2,3,7,8-substituted isomers).
EMPC = Estimated Maximum Possible Concentration
EDL = Estimated Detection Limit

Results reported on a dry weight basis and are valid to no more than 2 significant figures.
J = Estimated value

REPORT OF LABORATORY ANALYSIS

This report shall not be reproduced, except in full,
without the written consent of Pace Analytical Services, Inc.

Pace Analytical Services, Inc.
1700 Elm Street - Suite 200
Minneapolis, MN 55414

Tel: 612-607-1700
Fax: 612- 607-6444

Method 8290 Laboratory Control Spike Results

Lab Sample ID	LCS-27186		
Filename	F101211A_02	Matrix	Solid
Total Amount Extracted	20.1 g	Dilution	NA
ICAL ID	F101206	Extracted	12/08/2010 18:00
CCal Filename(s)	F101211A_01 & F101211A_14	Analyzed	12/11/2010 04:47
Method Blank ID	BLANK-27185	Injected By	CVS

Native Isomers	**Qs** (ng)	**Qm** (ng)	% Rec.	**Internal Standards**	**ng's Added**	**Percent Recovery**
2,3,7,8-TCDF	0.20	0.24	121	2,3,7,8-TCDF-13C	2.0	68
Total TCDF				2,3,7,8-TCDD-13C	2.0	78
				1,2,3,7,8-PeCDF-13C	2.0	69
2,3,7,8-TCDD	0.20	0.20	98	2,3,4,7,8-PeCDF-13C	2.0	62
Total TCDD				1,2,3,7,8-PeCDD-13C	2.0	75
				1,2,3,4,7,8-HxCDF-13C	2.0	73
1,2,3,7,8-PeCDF	1.0	1.1	113	1,2,3,6,7,8-HxCDF-13C	2.0	70
2,3,4,7,8-PeCDF	1.0	1.1	112	2,3,4,6,7,8-HxCDF-13C	2.0	63
Total PeCDF				1,2,3,7,8,9-HxCDF-13C	2.0	69
				1,2,3,4,7,8-HxCDD-13C	2.0	77
1,2,3,7,8-PeCDD	1.0	0.98	98	1,2,3,6,7,8-HxCDD-13C	2.0	69
Total PeCDD				1,2,3,4,6,7,8-HpCDF-13C	2.0	62
				1,2,3,4,7,8,9-HpCDF-13C	2.0	60
1,2,3,4,7,8-HxCDF	1.0	1.1	107	1,2,3,4,6,7,8-HpCDD-13C	2.0	68
1,2,3,6,7,8-HxCDF	1.0	1.1	112	OCDD-13C	4.0	54
2,3,4,6,7,8-HxCDF	1.0	1.1	106			
1,2,3,7,8,9-HxCDF	1.0	1.1	112	1,2,3,4-TCDD-13C	2.0	NA
Total HxCDF				1,2,3,7,8,9-HxCDD-13C	2.0	NA
1,2,3,4,7,8-HxCDD	1.0	1.0	103	2,3,7,8-TCDD-37Cl4	0.20	82
1,2,3,6,7,8-HxCDD	1.0	1.1	108			
1,2,3,7,8,9-HxCDD	1.0	1.1	108			
Total HxCDD						
1,2,3,4,6,7,8-HpCDF	1.0	1.1	106			
1,2,3,4,7,8,9-HpCDF	1.0	1.0	101			
Total HpCDF						
1,2,3,4,6,7,8-HpCDD	1.0	0.96	96			
Total HpCDD						
OCDF	2.0	2.1	106			
OCDD	2.0	2.2	108			

Qs = Quantity Spiked
Qm = Quantity Measured
Rec. = Recovery (Expressed as Percent)
R = Recovery outside of target range

Y = RF averaging used in calculations
Nn = Value obtained from additional analysis
NA = Not Applicable
* = See Discussion

REPORT OF LABORATORY ANALYSIS

This report shall not be reproduced, except in full,
without the written consent of Pace Analytical Services, Inc.

Pace Analytical Services, Inc.
1700 Elm Street - Suite 200
Minneapolis, MN 55414

Tel: 612-607-1700
Fax: 612- 607-6444

Method 8290 Spiked Sample Report

Client - PASI Seattle

Client's Sample ID	SPL-14-2-MS		
Lab Sample ID	255892002-MS		
Filename	F101210B_04	Matrix	Solid
Total Amount Extracted	11.1 g	Dilution	NA
ICAL ID	F101206	Extracted	12/08/2010 18:00
CCal Filename(s)	F101210B_02 & F101210B_14	Analyzed	12/10/2010 19:11
Method Blank ID	BLANK-27185	Injected By	CVS

Native Isomers	**Qs** (ng)	**Qm** (ng)	% Rec.	**Internal Standards**	**ng's Added**	**Percent Recovery**
2,3,7,8-TCDF	0.20	0.24	120	2,3,7,8-TCDF-13C	2.00	64
				2,3,7,8-TCDD-13C	2.00	78
				1,2,3,7,8-PeCDF-13C	2.00	54
2,3,7,8-TCDD	0.20	0.19	97	2,3,4,7,8-PeCDF-13C	2.00	60
				1,2,3,7,8-PeCDD-13C	2.00	71
				1,2,3,4,7,8-HxCDF-13C	2.00	88
1,2,3,7,8-PeCDF	1.00	1.11	111	1,2,3,6,7,8-HxCDF-13C	2.00	74
2,3,4,7,8-PeCDF	1.00	1.06	106	2,3,4,6,7,8-HxCDF-13C	2.00	63
				1,2,3,7,8,9-HxCDF-13C	2.00	64
				1,2,3,4,7,8-HxCDD-13C	2.00	78
1,2,3,7,8-PeCDD	1.00	0.93	93	1,2,3,6,7,8-HxCDD-13C	2.00	74
				1,2,3,4,6,7,8-HpCDF-13C	2.00	54
				1,2,3,4,7,8,9-HpCDF-13C	2.00	48
1,2,3,4,7,8-HxCDF	1.00	1.09	109	1,2,3,4,6,7,8-HpCDD-13C	2.00	60
1,2,3,6,7,8-HxCDF	1.00	1.14	114	OCDD-13C	4.00	43
2,3,4,6,7,8-HxCDF	1.00	1.03	103			
1,2,3,7,8,9-HxCDF	1.00	1.08	108	1,2,3,4-TCDD-13C	2.00	NA
				1,2,3,7,8,9-HxCDD-13C	2.00	NA
1,2,3,4,7,8-HxCDD	1.00	1.03	103	2,3,7,8-TCDD-37Cl4	0.20	72
1,2,3,6,7,8-HxCDD	1.00	1.06	106			
1,2,3,7,8,9-HxCDD	1.00	1.03	103			
1,2,3,4,6,7,8-HpCDF	1.00	1.26	126			
1,2,3,4,7,8,9-HpCDF	1.00	1.02	102			
1,2,3,4,6,7,8-HpCDD	1.00	1.52	152			
OCDF	2.00	2.46	123			
OCDD	2.00	7.92	396			

Qs = Quantity Spiked Qm = Quantity Measured Rec. = Recovery (Expressed as Percent)

Results reported on a dry weight basis and are valid to no more than 2 significant figures.

REPORT OF LABORATORY ANALYSIS

This report shall not be reproduced, except in full,
without the written consent of Pace Analytical Services, Inc.

Pace Analytical Services, Inc.
1700 Elm Street - Suite 200
Minneapolis, MN 55414

Tel: 612-607-1700
Fax: 612- 607-6444

Method 8290 Spiked Sample Report

Client - PASI Seattle

Client's Sample ID	SPL-14-2-MSD		
Lab Sample ID	255892002-MSD		
Filename	F101210B_05	Matrix	Solid
Total Amount Extracted	11.2 g	Dilution	NA
ICAL ID	F101206	Extracted	12/08/2010 18:00
CCal Filename(s)	F101210B_02 & F101210B_14	Analyzed	12/10/2010 20:00
Method Blank ID	BLANK-27185	Injected By	CVS

Native Isomers	**Qs** (ng)	**Qm** (ng)	% Rec.	**Internal Standards**	**ng's Added**	**Percent Recovery**
2,3,7,8-TCDF	0.20	0.24	122	2,3,7,8-TCDF-13C	2.00	71
				2,3,7,8-TCDD-13C	2.00	79
				1,2,3,7,8-PeCDF-13C	2.00	52
2,3,7,8-TCDD	0.20	0.20	99	2,3,4,7,8-PeCDF-13C	2.00	63
				1,2,3,7,8-PeCDD-13C	2.00	76
				1,2,3,4,7,8-HxCDF-13C	2.00	100
1,2,3,7,8-PeCDF	1.00	1.18	118	1,2,3,6,7,8-HxCDF-13C	2.00	59
2,3,4,7,8-PeCDF	1.00	1.06	106	2,3,4,6,7,8-HxCDF-13C	2.00	60
				1,2,3,7,8,9-HxCDF-13C	2.00	54
				1,2,3,4,7,8-HxCDD-13C	2.00	97
1,2,3,7,8-PeCDD	1.00	0.94	94	1,2,3,6,7,8-HxCDD-13C	2.00	59
				1,2,3,4,6,7,8-HpCDF-13C	2.00	49
				1,2,3,4,7,8,9-HpCDF-13C	2.00	55
1,2,3,4,7,8-HxCDF	1.00	1.14	114	1,2,3,4,6,7,8-HpCDD-13C	2.00	68
1,2,3,6,7,8-HxCDF	1.00	0.99	99	OCDD-13C	4.00	56
2,3,4,6,7,8-HxCDF	1.00	1.14	114			
1,2,3,7,8,9-HxCDF	1.00	1.03	103	1,2,3,4-TCDD-13C	2.00	NA
				1,2,3,7,8,9-HxCDD-13C	2.00	NA
1,2,3,4,7,8-HxCDD	1.00	1.02	102	2,3,7,8-TCDD-37Cl4	0.20	74
1,2,3,6,7,8-HxCDD	1.00	1.04	104			
1,2,3,7,8,9-HxCDD	1.00	1.04	104			
1,2,3,4,6,7,8-HpCDF	1.00	1.30	130			
1,2,3,4,7,8,9-HpCDF	1.00	1.00	100			
1,2,3,4,6,7,8-HpCDD	1.00	1.63	163			
OCDF	2.00	2.38	119			
OCDD	2.00	9.05	453			

Qs = Quantity Spiked Qm = Quantity Measured Rec. = Recovery (Expressed as Percent)

Results reported on a dry weight basis and are valid to no more than 2 significant figures.

REPORT OF LABORATORY ANALYSIS

This report shall not be reproduced, except in full,
without the written consent of Pace Analytical Services, Inc.

Pace Analytical Services, Inc.
1700 Elm Street - Suite 200
Minneapolis, MN 55414

Tel: 612-607-1700
Fax: 612- 607-6444

Method 8290 Spike Sample Results

Client - PASI Seattle

Client Sample ID	SPL-14-2			Dry Weights	
Lab Sample ID	255892002	Sample Filename	F101210B_11	Sample Amount	10.4 g
MS ID	255892002-MS	MS Filename	F101210B_04	MS Amount	10.1 g
MSD ID	255892002-MSD	MSD Filename	F101210B_05	MSD Amount	10.2 g

Analyte	Sample Conc. ng/Kg	MS/MSD Qs (ng)	MS Qm (ng)	MSD Qm (ng)	RPD	Background Subtracted MS % Rec.	MSD % Rec.	RPD
2,3,7,8-TCDF	1.143	0.20	0.24	0.24	2.2	114	117	2.3
2,3,7,8-TCDD	0.652	0.20	0.19	0.20	1.2	94	95	1.2
1,2,3,7,8-PeCDF	0.000	1.00	1.11	1.18	6.2	110	117	6.2
2,3,4,7,8-PeCDF	1.918	1.00	1.06	1.06	0.1	104	104	0.1
1,2,3,7,8-PeCDD	1.021	1.00	0.93	0.94	2.0	92	93	2.0
1,2,3,4,7,8-HxCDF	0.000	1.00	1.09	1.14	4.5	109	114	4.5
1,2,3,6,7,8-HxCDF	0.979	1.00	1.14	0.99	14.7	113	98	14.8
2,3,4,6,7,8-HxCDF	1.559	1.00	1.03	1.14	10.1	102	113	10.3
1,2,3,7,8,9-HxCDF	0.677	1.00	1.08	1.03	4.8	107	102	4.8
1,2,3,4,7,8-HxCDD	0.953	1.00	1.03	1.02	1.0	102	101	1.0
1,2,3,6,7,8-HxCDD	2.151	1.00	1.06	1.04	2.0	104	102	2.0
1,2,3,7,8,9-HxCDD	1.343	1.00	1.03	1.04	0.5	102	102	0.5
1,2,3,4,6,7,8-HpCDF	11.238	1.00	1.26	1.30	3.3	114	118	3.5
1,2,3,4,7,8,9-HpCDF	0.000	1.00	1.02	1.00	2.0	102	100	2.0
1,2,3,4,6,7,8-HpCDD	60.590	1.00	1.52	1.63	7.3	91	102	11.4
OCDF	35.442	2.00	2.46	2.38	3.3	105	101	4.0
OCDD	612.907	2.00	7.92	9.05	13.4	86	140	47.9

Definitions

MS = Matrix Spike
MSD = Matrix Spike Duplicate
Qm = Quantity Measured
Qs = Quantity Spiked
% Rec. = Percent Recovery
RPD = Relative Percent Difference
NA = Not Applicable
NC = Not Calculated

CDD = Chlorinated dibenzo-p-dioxin
CDF = Chlorinated dibenzo-p-furan
T = Tetra
Pe = Penta
Hx = Hexa
Hp = Hepta
O = Octa

Pace Analytical Services, Inc.
940 South Harney
Seattle, WA 98108
(206)767-5060

December 27, 2010

Joshua Johnson
Brown & Caldwell
724 Columbia St. NW#420
Olympia, WA 98501

RE: Project: East Bay Redevelopment 138130
Pace Project No.: 255985

Dear Joshua Johnson:
Enclosed are the analytical results for sample(s) received by the laboratory on December 11, 2010. The results relate only to the samples included in this report. Results reported herein conform to the most current NELAC standards, where applicable, unless otherwise narrated in the body of the report.

If you have any questions concerning this report, please feel free to contact me.

Sincerely,

Jennifer Gross

jennifer.gross@pacelabs.com
Project Manager

Enclosures

cc: John Turk, Brown & Caldwell

This report shall not be reproduced, except in full,
without the written consent of Pace Analytical Services, Inc..

Pace Analytical Services, Inc.
940 South Harney
Seattle, WA 98108
(206)767-5060

CERTIFICATIONS

Project: East Bay Redevelopment 138130
Pace Project No.: 255985

Minnesota Certification IDs

1700 Elm Street SE Suite 200, Minneapolis, MN 55414
Alaska Certification #: UST-078
Alaska Certification #MN00064
Arizona Certification #: AZ-0014
Arkansas Certification #: 88-0680
California Certification #: 01155CA
EPA Region 8 Certification #: Pace
Florida/NELAP Certification #: E87605
Georgia Certification #: 959
Idaho Certification #: MN00064
Illinois Certification #: 200011
Iowa Certification #: 368
Kansas Certification #: E-10167
Louisiana Certification #: 03086
Louisiana Certification #: LA080009
Maine Certification #: 2007029
Maryland Certification #: 322
Michigan DEQ Certification #: 9909
Minnesota Certification #: 027-053-137
Mississippi Certification #: Pace
Montana Certification #: MT CERT0092
Nevada Certification #: MN_00064
Nebraska Certification #: Pace
New Jersey Certification #: MN-002
New Mexico Certification #: Pace
New York Certification #: 11647
North Carolina Certification #: 530
North Dakota Certification #: R-036
North Dakota Certification #: R-036A
Ohio VAP Certification #: CL101
Oklahoma Certification #: D9921
Oklahoma Certification #: 9507
Oregon Certification #: MN200001
Pennsylvania Certification #: 68-00563
Puerto Rico Certification
Tennessee Certification #: 02818
Texas Certification #: T104704192
Washington Certification #: C754
Wisconsin Certification #: 999407970

Washington Certification IDs

940 South Harney Street, Seattle, WA 98108
Alaska CS Certification #: UST-025
Alaska Drinking Water VOC Certification #: WA01230
Alaska Drinking Water Micro Certification #: WA01230
California Certification #: 01153CA
Florida/NELAP Certification #: E87617
Oregon Certification #: WA200007
Washington Certification #: C1229

This report shall not be reproduced, except in full,
without the written consent of Pace Analytical Services, Inc..

Pace Analytical Services, Inc.
940 South Harney
Seattle, WA 98108
(206)767-5060

SAMPLE ANALYTE COUNT

Project: East Bay Redevelopment 138130
Pace Project No.: 255985

Lab ID	Sample ID	Method	Analysts	Analytes Reported	Laboratory
255985001	**SPL-15-1**	NWTPH-Dx	DMT	4	PASI-S
		NWTPH-Gx	AY1	3	PASI-S
		EPA 6020	RJS	5	PASI-M
		EPA 8270 by SIM	ERB	20	PASI-S
		EPA 8260	LPM	8	PASI-S
		ASTM D2974-87	KJ1	1	PASI-S
255985002	**SPL-15-2**	NWTPH-Dx	DMT	4	PASI-S
		NWTPH-Gx	AY1	3	PASI-S
		EPA 6020	RJS	5	PASI-M
		EPA 8270 by SIM	ERB	20	PASI-S
		EPA 8260	LPM	8	PASI-S
		ASTM D2974-87	KJ1	1	PASI-S
255985003	**SPL-15-3**	NWTPH-Dx	DMT	4	PASI-S
		NWTPH-Gx	AY1	3	PASI-S
		EPA 6020	RJS	5	PASI-M
		EPA 8270 by SIM	ERB	20	PASI-S
		EPA 8260	LPM	8	PASI-S
		ASTM D2974-87	KJ1	1	PASI-S

This report shall not be reproduced, except in full,
without the written consent of Pace Analytical Services, Inc..

Pace Analytical Services, Inc.
940 South Harney
Seattle, WA 98108
(206)767-5060

ANALYTICAL RESULTS

Project: East Bay Redevelopment 138130
Pace Project No.: 255985

Sample: SPL-15-1 **Lab ID: 255985001** Collected: 12/10/10 11:15 Received: 12/11/10 09:26 Matrix: Solid

Results reported on a "dry-weight" basis

Parameters	Results	Units	Report Limit	DF	Prepared	Analyzed	CAS No.	Qual
NWTPH-Dx GCS SG	Analytical Method: NWTPH-Dx Preparation Method: EPA 3546							
Diesel Range SG	**26.0**	mg/kg	21.6	1	12/13/10 12:50	12/14/10 12:44		
Motor Oil Range SG	**97.3**	mg/kg	86.4	1	12/13/10 12:50	12/14/10 12:44	64742-65-0	
n-Octacosane (S) SG	107	%	50-150	1	12/13/10 12:50	12/14/10 12:44	630-02-4	
o-Terphenyl (S) SG	90	%	50-150	1	12/13/10 12:50	12/14/10 12:44	84-15-1	
NWTPH-Gx GCV	Analytical Method: NWTPH-Gx Preparation Method: NWTPH-Gx							
Gasoline Range Organics	ND	mg/kg	5.7	1	12/15/10 10:00	12/15/10 22:44		
a,a,a-Trifluorotoluene (S)	84	%	50-150	1	12/15/10 10:00	12/15/10 22:44	98-08-8	
4-Bromofluorobenzene (S)	73	%	50-150	1	12/15/10 10:00	12/15/10 22:44	460-00-4	
6020 MET ICPMS	Analytical Method: EPA 6020							
Arsenic	**5.0**	mg/kg	0.48	20	12/22/10 09:06	12/24/10 00:08	7440-38-2	
Cadmium	**0.10**	mg/kg	0.077	20	12/22/10 09:06	12/24/10 00:08	7440-43-9	
Copper	**22.9**	mg/kg	0.48	20	12/22/10 09:06	12/24/10 00:08	7440-50-8	
Lead	**10.9**	mg/kg	0.48	20	12/22/10 09:06	12/24/10 00:08	7439-92-1	
Nickel	**28.2**	mg/kg	0.48	20	12/22/10 09:06	12/24/10 00:08	7440-02-0	
8270 MSSV PAH by SIM	Analytical Method: EPA 8270 by SIM Preparation Method: EPA 3546							
Acenaphthene	**7.2**	ug/kg	7.2	1	12/13/10 12:45	12/13/10 18:59	83-32-9	
Acenaphthylene	**52.9**	ug/kg	7.2	1	12/13/10 12:45	12/13/10 18:59	208-96-8	
Anthracene	**54.0**	ug/kg	7.2	1	12/13/10 12:45	12/13/10 18:59	120-12-7	
Benzo(a)anthracene	**120**	ug/kg	7.2	1	12/13/10 12:45	12/13/10 18:59	56-55-3	
Benzo(a)pyrene	**153**	ug/kg	7.2	1	12/13/10 12:45	12/13/10 18:59	50-32-8	
Benzo(b)fluoranthene	**79.5**	ug/kg	7.2	1	12/13/10 12:45	12/13/10 18:59	205-99-2	
Benzo(g,h,i)perylene	**88.1**	ug/kg	7.2	1	12/13/10 12:45	12/13/10 18:59	191-24-2	
Benzo(k)fluoranthene	**104**	ug/kg	7.2	1	12/13/10 12:45	12/13/10 18:59	207-08-9	
Chrysene	**153**	ug/kg	7.2	1	12/13/10 12:45	12/13/10 18:59	218-01-9	
Dibenz(a,h)anthracene	**27.5**	ug/kg	7.2	1	12/13/10 12:45	12/13/10 18:59	53-70-3	
Fluoranthene	**237**	ug/kg	7.2	1	12/13/10 12:45	12/13/10 18:59	206-44-0	
Fluorene	**22.0**	ug/kg	7.2	1	12/13/10 12:45	12/13/10 18:59	86-73-7	
Indeno(1,2,3-cd)pyrene	**73.4**	ug/kg	7.2	1	12/13/10 12:45	12/13/10 18:59	193-39-5	
1-Methylnaphthalene	**20.5**	ug/kg	7.2	1	12/13/10 12:45	12/13/10 18:59	90-12-0	
2-Methylnaphthalene	**30.6**	ug/kg	7.2	1	12/13/10 12:45	12/13/10 18:59	91-57-6	
Naphthalene	**36.5**	ug/kg	7.2	1	12/13/10 12:45	12/13/10 18:59	91-20-3	
Phenanthrene	**182**	ug/kg	7.2	1	12/13/10 12:45	12/13/10 18:59	85-01-8	
Pyrene	**302**	ug/kg	7.2	1	12/13/10 12:45	12/13/10 18:59	129-00-0	
2-Fluorobiphenyl (S)	66	%	31-131	1	12/13/10 12:45	12/13/10 18:59	321-60-8	
Terphenyl-d14 (S)	72	%	30-133	1	12/13/10 12:45	12/13/10 18:59	1718-51-0	
8260/5035A Volatile Organics	Analytical Method: EPA 8260							
Benzene	ND	ug/kg	3.1	1		12/16/10 14:15	71-43-2	
Ethylbenzene	ND	ug/kg	3.1	1		12/16/10 14:15	100-41-4	
Toluene	ND	ug/kg	3.1	1		12/16/10 14:15	108-88-3	
Xylene (Total)	ND	ug/kg	9.2	1		12/16/10 14:15	1330-20-7	
Dibromofluoromethane (S)	96	%	80-136	1		12/16/10 14:15	1868-53-7	

This report shall not be reproduced, except in full,
without the written consent of Pace Analytical Services, Inc..

Pace Analytical Services, Inc.
940 South Harney
Seattle, WA 98108
(206)767-5060

ANALYTICAL RESULTS

Project: East Bay Redevelopment 138130
Pace Project No.: 255985

Sample: SPL-15-1 **Lab ID: 255985001** Collected: 12/10/10 11:15 Received: 12/11/10 09:26 Matrix: Solid

Results reported on a "dry-weight" basis

Parameters	Results	Units	Report Limit	DF	Prepared	Analyzed	CAS No.	Qual
8260/5035A Volatile Organics	Analytical Method: EPA 8260							
Toluene-d8 (S)	109	%	80-120	1		12/16/10 14:15	2037-26-5	
4-Bromofluorobenzene (S)	120	%	72-122	1		12/16/10 14:15	460-00-4	
1,2-Dichloroethane-d4 (S)	106	%	80-143	1		12/16/10 14:15	17060-07-0	
Percent Moisture	Analytical Method: ASTM D2974-87							
Percent Moisture	**8.5**	%	0.10	1		12/13/10 17:04		

Sample: SPL-15-2 **Lab ID: 255985002** Collected: 12/10/10 11:15 Received: 12/11/10 09:26 Matrix: Solid

Results reported on a "dry-weight" basis

Parameters	Results	Units	Report Limit	DF	Prepared	Analyzed	CAS No.	Qual
NWTPH-Dx GCS SG	Analytical Method: NWTPH-Dx Preparation Method: EPA 3546							
Diesel Range SG	ND	mg/kg	21.8	1	12/13/10 12:50	12/14/10 13:31		
Motor Oil Range SG	ND	mg/kg	87.3	1	12/13/10 12:50	12/14/10 13:31	64742-65-0	
n-Octacosane (S) SG	101	%	50-150	1	12/13/10 12:50	12/14/10 13:31	630-02-4	
o-Terphenyl (S) SG	91	%	50-150	1	12/13/10 12:50	12/14/10 13:31	84-15-1	
NWTPH-Gx GCV	Analytical Method: NWTPH-Gx Preparation Method: NWTPH-Gx							
Gasoline Range Organics	ND	mg/kg	4.9	1	12/15/10 10:00	12/15/10 23:07		
a,a,a-Trifluorotoluene (S)	83	%	50-150	1	12/15/10 10:00	12/15/10 23:07	98-08-8	
4-Bromofluorobenzene (S)	72	%	50-150	1	12/15/10 10:00	12/15/10 23:07	460-00-4	
6020 MET ICPMS	Analytical Method: EPA 6020							
Arsenic	**5.7**	mg/kg	0.50	20	12/22/10 09:06	12/24/10 00:17	7440-38-2	
Cadmium	**0.087**	mg/kg	0.080	20	12/22/10 09:06	12/24/10 00:17	7440-43-9	
Copper	**20.6**	mg/kg	0.50	20	12/22/10 09:06	12/24/10 00:17	7440-50-8	
Lead	**10.4**	mg/kg	0.50	20	12/22/10 09:06	12/24/10 00:17	7439-92-1	
Nickel	**20.9**	mg/kg	0.50	20	12/22/10 09:06	12/24/10 00:17	7440-02-0	
8270 MSSV PAH by SIM	Analytical Method: EPA 8270 by SIM Preparation Method: EPA 3546							
Acenaphthene	**10.3**	ug/kg	7.3	1	12/13/10 12:45	12/13/10 19:15	83-32-9	
Acenaphthylene	**42.6**	ug/kg	7.3	1	12/13/10 12:45	12/13/10 19:15	208-96-8	
Anthracene	**59.9**	ug/kg	7.3	1	12/13/10 12:45	12/13/10 19:15	120-12-7	
Benzo(a)anthracene	**133**	ug/kg	7.3	1	12/13/10 12:45	12/13/10 19:15	56-55-3	
Benzo(a)pyrene	**168**	ug/kg	7.3	1	12/13/10 12:45	12/13/10 19:15	50-32-8	
Benzo(b)fluoranthene	**82.4**	ug/kg	7.3	1	12/13/10 12:45	12/13/10 19:15	205-99-2	
Benzo(g,h,i)perylene	**98.6**	ug/kg	7.3	1	12/13/10 12:45	12/13/10 19:15	191-24-2	
Benzo(k)fluoranthene	**118**	ug/kg	7.3	1	12/13/10 12:45	12/13/10 19:15	207-08-9	
Chrysene	**159**	ug/kg	7.3	1	12/13/10 12:45	12/13/10 19:15	218-01-9	
Dibenz(a,h)anthracene	**32.0**	ug/kg	7.3	1	12/13/10 12:45	12/13/10 19:15	53-70-3	
Fluoranthene	**264**	ug/kg	7.3	1	12/13/10 12:45	12/13/10 19:15	206-44-0	
Fluorene	**26.6**	ug/kg	7.3	1	12/13/10 12:45	12/13/10 19:15	86-73-7	
Indeno(1,2,3-cd)pyrene	**85.5**	ug/kg	7.3	1	12/13/10 12:45	12/13/10 19:15	193-39-5	

This report shall not be reproduced, except in full,
without the written consent of Pace Analytical Services, Inc..

Pace Analytical Services, Inc.
940 South Harney
Seattle, WA 98108
(206)767-5060

ANALYTICAL RESULTS

Project: East Bay Redevelopment 138130
Pace Project No.: 255985

Sample: SPL-15-2 **Lab ID: 255985002** Collected: 12/10/10 11:15 Received: 12/11/10 09:26 Matrix: Solid

Results reported on a "dry-weight" basis

Parameters	Results	Units	Report Limit	DF	Prepared	Analyzed	CAS No.	Qual
8270 MSSV PAH by SIM	Analytical Method: EPA 8270 by SIM Preparation Method: EPA 3546							
1-Methylnaphthalene	**12.4**	ug/kg	7.3	1	12/13/10 12:45	12/13/10 19:15	90-12-0	
2-Methylnaphthalene	**16.3**	ug/kg	7.3	1	12/13/10 12:45	12/13/10 19:15	91-57-6	
Naphthalene	**32.0**	ug/kg	7.3	1	12/13/10 12:45	12/13/10 19:15	91-20-3	
Phenanthrene	**195**	ug/kg	7.3	1	12/13/10 12:45	12/13/10 19:15	85-01-8	
Pyrene	**392**	ug/kg	7.3	1	12/13/10 12:45	12/13/10 19:15	129-00-0	
2-Fluorobiphenyl (S)	72	%	31-131	1	12/13/10 12:45	12/13/10 19:15	321-60-8	
Terphenyl-d14 (S)	94	%	30-133	1	12/13/10 12:45	12/13/10 19:15	1718-51-0	
8260/5035A Volatile Organics	Analytical Method: EPA 8260							
Benzene	ND	ug/kg	2.7	1		12/16/10 14:35	71-43-2	
Ethylbenzene	ND	ug/kg	2.7	1		12/16/10 14:35	100-41-4	
Toluene	ND	ug/kg	2.7	1		12/16/10 14:35	108-88-3	
Xylene (Total)	ND	ug/kg	8.1	1		12/16/10 14:35	1330-20-7	
Dibromofluoromethane (S)	97	%	80-136	1		12/16/10 14:35	1868-53-7	
Toluene-d8 (S)	112	%	80-120	1		12/16/10 14:35	2037-26-5	
4-Bromofluorobenzene (S)	119	%	72-122	1		12/16/10 14:35	460-00-4	
1,2-Dichloroethane-d4 (S)	107	%	80-143	1		12/16/10 14:35	17060-07-0	
Percent Moisture	Analytical Method: ASTM D2974-87							
Percent Moisture	**8.6**	%	0.10	1		12/13/10 17:05		

Sample: SPL-15-3 **Lab ID: 255985003** Collected: 12/10/10 11:15 Received: 12/11/10 09:26 Matrix: Solid

Results reported on a "dry-weight" basis

Parameters	Results	Units	Report Limit	DF	Prepared	Analyzed	CAS No.	Qual
NWTPH-Dx GCS SG	Analytical Method: NWTPH-Dx Preparation Method: EPA 3546							
Diesel Range SG	**29.5**	mg/kg	21.3	1	12/13/10 12:50	12/14/10 13:55		
Motor Oil Range SG	ND	mg/kg	85.2	1	12/13/10 12:50	12/14/10 13:55	64742-65-0	
n-Octacosane (S) SG	118	%	50-150	1	12/13/10 12:50	12/14/10 13:55	630-02-4	
o-Terphenyl (S) SG	91	%	50-150	1	12/13/10 12:50	12/14/10 13:55	84-15-1	
NWTPH-Gx GCV	Analytical Method: NWTPH-Gx Preparation Method: NWTPH-Gx							
Gasoline Range Organics	ND	mg/kg	5.5	1	12/15/10 10:00	12/15/10 23:30		
a,a,a-Trifluorotoluene (S)	82	%	50-150	1	12/15/10 10:00	12/15/10 23:30	98-08-8	
4-Bromofluorobenzene (S)	71	%	50-150	1	12/15/10 10:00	12/15/10 23:30	460-00-4	
6020 MET ICPMS	Analytical Method: EPA 6020							
Arsenic	**4.7**	mg/kg	0.46	20	12/22/10 09:06	12/24/10 00:26	7440-38-2	
Cadmium	**0.082**	mg/kg	0.074	20	12/22/10 09:06	12/24/10 00:26	7440-43-9	
Copper	**24.2**	mg/kg	0.46	20	12/22/10 09:06	12/24/10 00:26	7440-50-8	
Lead	**9.2**	mg/kg	0.46	20	12/22/10 09:06	12/24/10 00:26	7439-92-1	
Nickel	**25.1**	mg/kg	0.46	20	12/22/10 09:06	12/24/10 00:26	7440-02-0	

This report shall not be reproduced, except in full,
without the written consent of Pace Analytical Services, Inc..

Pace Analytical Services, Inc.
940 South Harney
Seattle, WA 98108
(206)767-5060

ANALYTICAL RESULTS

Project: East Bay Redevelopment 138130
Pace Project No.: 255985

Sample: SPL-15-3 **Lab ID: 255985003** Collected: 12/10/10 11:15 Received: 12/11/10 09:26 Matrix: Solid

Results reported on a "dry-weight" basis

Parameters	Results	Units	Report Limit	DF	Prepared	Analyzed	CAS No.	Qual
8270 MSSV PAH by SIM	Analytical Method: EPA 8270 by SIM Preparation Method: EPA 3546							
Acenaphthene	**61.1**	ug/kg	7.3	1	12/13/10 12:45	12/14/10 14:16	83-32-9	
Acenaphthylene	**48.9**	ug/kg	7.3	1	12/13/10 12:45	12/14/10 14:16	208-96-8	
Anthracene	**104**	ug/kg	7.3	1	12/13/10 12:45	12/14/10 14:16	120-12-7	
Benzo(a)anthracene	**246**	ug/kg	7.3	1	12/13/10 12:45	12/14/10 14:16	56-55-3	
Benzo(a)pyrene	**274**	ug/kg	7.3	1	12/13/10 12:45	12/14/10 14:16	50-32-8	
Benzo(b)fluoranthene	**147**	ug/kg	7.3	1	12/13/10 12:45	12/14/10 14:16	205-99-2	
Benzo(g,h,i)perylene	**145**	ug/kg	7.3	1	12/13/10 12:45	12/14/10 14:16	191-24-2	
Benzo(k)fluoranthene	**183**	ug/kg	7.3	1	12/13/10 12:45	12/14/10 14:16	207-08-9	
Chrysene	**282**	ug/kg	7.3	1	12/13/10 12:45	12/14/10 14:16	218-01-9	
Dibenz(a,h)anthracene	**45.8**	ug/kg	7.3	1	12/13/10 12:45	12/14/10 14:16	53-70-3	
Fluoranthene	**558**	ug/kg	7.3	1	12/13/10 12:45	12/14/10 14:16	206-44-0	
Fluorene	**65.7**	ug/kg	7.3	1	12/13/10 12:45	12/14/10 14:16	86-73-7	
Indeno(1,2,3-cd)pyrene	**128**	ug/kg	7.3	1	12/13/10 12:45	12/14/10 14:16	193-39-5	
1-Methylnaphthalene	**15.5**	ug/kg	7.3	1	12/13/10 12:45	12/14/10 14:16	90-12-0	
2-Methylnaphthalene	**18.8**	ug/kg	7.3	1	12/13/10 12:45	12/14/10 14:16	91-57-6	
Naphthalene	**31.0**	ug/kg	7.3	1	12/13/10 12:45	12/14/10 14:16	91-20-3	
Phenanthrene	**429**	ug/kg	7.3	1	12/13/10 12:45	12/14/10 14:16	85-01-8	
Pyrene	**792**	ug/kg	7.3	1	12/13/10 12:45	12/14/10 14:16	129-00-0	
2-Fluorobiphenyl (S)	67	%	31-131	1	12/13/10 12:45	12/14/10 14:16	321-60-8	
Terphenyl-d14 (S)	99	%	30-133	1	12/13/10 12:45	12/14/10 14:16	1718-51-0	
8260/5035A Volatile Organics	Analytical Method: EPA 8260							
Benzene	ND	ug/kg	3.0	1		12/16/10 14:55	71-43-2	
Ethylbenzene	ND	ug/kg	3.0	1		12/16/10 14:55	100-41-4	
Toluene	ND	ug/kg	3.0	1		12/16/10 14:55	108-88-3	
Xylene (Total)	ND	ug/kg	8.9	1		12/16/10 14:55	1330-20-7	
Dibromofluoromethane (S)	103	%	80-136	1		12/16/10 14:55	1868-53-7	
Toluene-d8 (S)	107	%	80-120	1		12/16/10 14:55	2037-26-5	
4-Bromofluorobenzene (S)	116	%	72-122	1		12/16/10 14:55	460-00-4	
1,2-Dichloroethane-d4 (S)	107	%	80-143	1		12/16/10 14:55	17060-07-0	
Percent Moisture	Analytical Method: ASTM D2974-87							
Percent Moisture	**9.3**	%	0.10	1		12/13/10 17:06		

This report shall not be reproduced, except in full,
without the written consent of Pace Analytical Services, Inc..

Pace Analytical Services, Inc.
940 South Harney
Seattle, WA 98108
(206)767-5060

QUALITY CONTROL DATA

Project: East Bay Redevelopment 138130
Pace Project No.: 255985

QC Batch: OEXT/3090 Analysis Method: NWTPH-Dx
QC Batch Method: EPA 3546 Analysis Description: NWTPH-Dx GCS
Associated Lab Samples: 255985001, 255985002, 255985003

METHOD BLANK: 52068 Matrix: Solid
Associated Lab Samples: 255985001, 255985002, 255985003

Parameter	Units	Blank Result	Reporting Limit	Analyzed	Qualifiers
Diesel Range SG	mg/kg	ND	20.0	12/14/10 11:57	
Motor Oil Range SG	mg/kg	ND	80.0	12/14/10 11:57	
n-Octacosane (S) SG	%	103	50-150	12/14/10 11:57	
o-Terphenyl (S) SG	%	88	50-150	12/14/10 11:57	

LABORATORY CONTROL SAMPLE: 52069

Parameter	Units	Spike Conc.	LCS Result	LCS % Rec	% Rec Limits	Qualifiers
Diesel Range SG	mg/kg	500	440	88	56-124	
Motor Oil Range SG	mg/kg	500	455	91	50-150	
n-Octacosane (S) SG	%			103	50-150	
o-Terphenyl (S) SG	%			127	50-150	

SAMPLE DUPLICATE: 52070

Parameter	Units	255985001 Result	Dup Result	RPD	Qualifiers
Diesel Range SG	mg/kg	26.0	19.3J		
Motor Oil Range SG	mg/kg	97.3	81J		
n-Octacosane (S) SG	%	107	109	1	
o-Terphenyl (S) SG	%	90	91	.1	

This report shall not be reproduced, except in full,
without the written consent of Pace Analytical Services, Inc..

Pace Analytical Services, Inc.
940 South Harney
Seattle, WA 98108
(206)767-5060

QUALITY CONTROL DATA

Project: East Bay Redevelopment 138130
Pace Project No.: 255985

QC Batch: GCV/2080 Analysis Method: NWTPH-Gx
QC Batch Method: NWTPH-Gx Analysis Description: NWTPH-Gx Solid GCV
Associated Lab Samples: 255985001, 255985002, 255985003

METHOD BLANK: 52268 Matrix: Solid
Associated Lab Samples: 255985001, 255985002, 255985003

Parameter	Units	Blank Result	Reporting Limit	Analyzed	Qualifiers
Gasoline Range Organics	mg/kg	ND	5.0	12/15/10 20:24	
4-Bromofluorobenzene (S)	%	101	50-150	12/15/10 20:24	
a,a,a-Trifluorotoluene (S)	%	109	50-150	12/15/10 20:24	

LABORATORY CONTROL SAMPLE: 52269

Parameter	Units	Spike Conc.	LCS Result	LCS % Rec	% Rec Limits	Qualifiers
Gasoline Range Organics	mg/kg	12.5	12.6	101	54-156	
4-Bromofluorobenzene (S)	%			122	50-150	
a,a,a-Trifluorotoluene (S)	%			117	50-150	

SAMPLE DUPLICATE: 52395

Parameter	Units	255986006 Result	Dup Result	RPD	Qualifiers
Gasoline Range Organics	mg/kg	ND	.77J		
4-Bromofluorobenzene (S)	%	76	79	5	
a,a,a-Trifluorotoluene (S)	%	86	88	2	

SAMPLE DUPLICATE: 52396

Parameter	Units	255986008 Result	Dup Result	RPD	Qualifiers
Gasoline Range Organics	mg/kg	ND	1.3J		
4-Bromofluorobenzene (S)	%	73	78	8	
a,a,a-Trifluorotoluene (S)	%	84	85	1	

This report shall not be reproduced, except in full,
without the written consent of Pace Analytical Services, Inc..

Pace Analytical Services, Inc.
940 South Harney
Seattle, WA 98108
(206)767-5060

QUALITY CONTROL DATA

Project: East Bay Redevelopment 138130
Pace Project No.: 255985

QC Batch: ICPM/24074 Analysis Method: EPA 6020
QC Batch Method: EPA 6020 Analysis Description: 6020 MET
Associated Lab Samples: 255985001, 255985002, 255985003

METHOD BLANK: 908668 Matrix: Solid
Associated Lab Samples: 255985001, 255985002, 255985003

Parameter	Units	Blank Result	Reporting Limit	Analyzed	Qualifiers
Arsenic	mg/kg	ND	0.47	12/23/10 23:14	
Cadmium	mg/kg	ND	0.075	12/23/10 23:14	
Copper	mg/kg	ND	0.47	12/23/10 23:14	
Lead	mg/kg	ND	0.47	12/23/10 23:14	
Nickel	mg/kg	ND	0.47	12/23/10 23:14	

LABORATORY CONTROL SAMPLE: 908669

Parameter	Units	Spike Conc.	LCS Result	LCS % Rec	% Rec Limits	Qualifiers
Arsenic	mg/kg	19.2	18.6	97	75-125	
Cadmium	mg/kg	19.2	18.6	97	75-125	
Copper	mg/kg	19.2	19.1	99	75-125	
Lead	mg/kg	19.2	19.1	99	75-125	
Nickel	mg/kg	19.2	18.9	98	75-125	

MATRIX SPIKE & MATRIX SPIKE DUPLICATE: 908670 908671

Parameter	Units	5044293001 Result	MS Spike Conc.	MSD Spike Conc.	MS Result	MSD Result	MS % Rec	MSD % Rec	% Rec Limits	RPD	Qual
Arsenic	mg/kg	ND	17.2	17.7	18.2	18.0	104	100	75-125	1	
Cadmium	mg/kg	0.098	17.2	17.7	17.7	18.0	102	101	75-125	1	
Copper	mg/kg	1.1	17.2	17.7	18.3	18.0	100	96	75-125	2	
Lead	mg/kg	ND	17.2	17.7	16.5	16.0	94	89	75-125	3	
Nickel	mg/kg	0.92	17.2	17.7	18.3	18.6	101	100	75-125	1	

This report shall not be reproduced, except in full,
without the written consent of Pace Analytical Services, Inc..

Pace Analytical Services, Inc.
940 South Harney
Seattle, WA 98108
(206)767-5060

QUALITY CONTROL DATA

Project: East Bay Redevelopment 138130
Pace Project No.: 255985

QC Batch: OEXT/3087 Analysis Method: EPA 8270 by SIM
QC Batch Method: EPA 3546 Analysis Description: 8270/3546 MSSV PAH by SIM
Associated Lab Samples: 255985001, 255985002, 255985003

METHOD BLANK: 52032 Matrix: Solid
Associated Lab Samples: 255985001, 255985002, 255985003

Parameter	Units	Blank Result	Reporting Limit	Analyzed	Qualifiers
1-Methylnaphthalene	ug/kg	ND	6.7	12/13/10 16:05	
2-Methylnaphthalene	ug/kg	ND	6.7	12/13/10 16:05	
Acenaphthene	ug/kg	ND	6.7	12/13/10 16:05	
Acenaphthylene	ug/kg	ND	6.7	12/13/10 16:05	
Anthracene	ug/kg	ND	6.7	12/13/10 16:05	
Benzo(a)anthracene	ug/kg	ND	6.7	12/13/10 16:05	
Benzo(a)pyrene	ug/kg	ND	6.7	12/13/10 16:05	
Benzo(b)fluoranthene	ug/kg	ND	6.7	12/13/10 16:05	
Benzo(g,h,i)perylene	ug/kg	ND	6.7	12/13/10 16:05	
Benzo(k)fluoranthene	ug/kg	ND	6.7	12/13/10 16:05	
Chrysene	ug/kg	ND	6.7	12/13/10 16:05	
Dibenz(a,h)anthracene	ug/kg	ND	6.7	12/13/10 16:05	
Fluoranthene	ug/kg	ND	6.7	12/13/10 16:05	
Fluorene	ug/kg	ND	6.7	12/13/10 16:05	
Indeno(1,2,3-cd)pyrene	ug/kg	ND	6.7	12/13/10 16:05	
Naphthalene	ug/kg	ND	6.7	12/13/10 16:05	
Phenanthrene	ug/kg	ND	6.7	12/13/10 16:05	
Pyrene	ug/kg	ND	6.7	12/13/10 16:05	
2-Fluorobiphenyl (S)	%	58	31-131	12/13/10 16:05	
Terphenyl-d14 (S)	%	63	30-133	12/13/10 16:05	

LABORATORY CONTROL SAMPLE: 52033

Parameter	Units	Spike Conc.	LCS Result	LCS % Rec	% Rec Limits	Qualifiers
1-Methylnaphthalene	ug/kg	133	69.2	52	37-121	
2-Methylnaphthalene	ug/kg	133	72.6	54	33-132	
Acenaphthene	ug/kg	133	75.3	56	32-127	
Acenaphthylene	ug/kg	133	74.9	56	31-134	
Anthracene	ug/kg	133	82.4	62	42-135	
Benzo(a)anthracene	ug/kg	133	81.8	61	43-139	
Benzo(a)pyrene	ug/kg	133	88.6	66	44-144	
Benzo(b)fluoranthene	ug/kg	133	77.6	58	42-144	
Benzo(g,h,i)perylene	ug/kg	133	83.9	63	46-136	
Benzo(k)fluoranthene	ug/kg	133	83.9	63	45-147	
Chrysene	ug/kg	133	88.1	66	42-144	
Dibenz(a,h)anthracene	ug/kg	133	85.5	64	48-142	
Fluoranthene	ug/kg	133	81.2	61	44-143	
Fluorene	ug/kg	133	76.2	57	32-146	
Indeno(1,2,3-cd)pyrene	ug/kg	133	86.9	65	47-140	
Naphthalene	ug/kg	133	73.4	55	35-118	
Phenanthrene	ug/kg	133	78.9	59	42-131	

This report shall not be reproduced, except in full,
without the written consent of Pace Analytical Services, Inc..

Pace Analytical Services, Inc.
940 South Harney
Seattle, WA 98108
(206)767-5060

QUALITY CONTROL DATA

Project: East Bay Redevelopment 138130
Pace Project No.: 255985

LABORATORY CONTROL SAMPLE: 52033

Parameter	Units	Spike Conc.	LCS Result	LCS % Rec	% Rec Limits	Qualifiers
Pyrene	ug/kg	133	83.8	63	47-136	
2-Fluorobiphenyl (S)	%			56	31-131	
Terphenyl-d14 (S)	%			63	30-133	

MATRIX SPIKE & MATRIX SPIKE DUPLICATE: 52034 52035

Parameter	Units	255915001 Result	MS Spike Conc.	MSD Spike Conc.	MS Result	MSD Result	MS % Rec	MSD % Rec	% Rec Limits	RPD	Qual
1-Methylnaphthalene	ug/kg	17100	167	165	17900	20200	473	1880	31-123	12	M3
2-Methylnaphthalene	ug/kg	55100	167	165	35700	37700	-11700	-10500	15-146	6	M3
Acenaphthene	ug/kg	2240	167	165	2350	2790	63	328	19-141	17	M3
Acenaphthylene	ug/kg	508	167	165	865	888	214	229	30-142	3	M3
Anthracene	ug/kg	1240	167	165	1270	1530	17	177	38-137	19	M3
Benzo(a)anthracene	ug/kg	23.0	167	165	115	144	55	73	37-143	23	R1
Benzo(a)pyrene	ug/kg	ND	167	165	100	94.3	59	56	33-147	6	
Benzo(b)fluoranthene	ug/kg	ND	167	165	74.1	82.9	45	50	25-156	11	
Benzo(g,h,i)perylene	ug/kg	ND	167	165	114	85.6	69	52	26-142	29	R1
Benzo(k)fluoranthene	ug/kg	ND	167	165	85.9	89.0	52	54	35-142	4	
Chrysene	ug/kg	136	167	165	223	232	52	58	23-150	4	
Dibenz(a,h)anthracene	ug/kg	ND	167	165	113	85.8	68	52	41-140	28	R1
Fluoranthene	ug/kg	317	167	165	420	447	62	78	25-155	6	
Fluorene	ug/kg	4450	167	165	5310	5050	517	363	33-152	5	M3
Indeno(1,2,3-cd)pyrene	ug/kg	ND	167	165	114	87.4	68	53	36-139	26	R1
Naphthalene	ug/kg	16500	167	165	17200	18300	436	1110	25-121	6	M3
Phenanthrene	ug/kg	12000	167	165	10700	11500	-786	-265	29-141	8	M3
Pyrene	ug/kg	732	167	165	895	809	98	46	36-145	10	
2-Fluorobiphenyl (S)	%						70	62	31-131		
Terphenyl-d14 (S)	%						78	82	30-133		

This report shall not be reproduced, except in full,
without the written consent of Pace Analytical Services, Inc..

Pace Analytical Services, Inc.
940 South Harney
Seattle, WA 98108
(206)767-5060

QUALITY CONTROL DATA

Project: East Bay Redevelopment 138130
Pace Project No.: 255985

QC Batch: MSV/3610 Analysis Method: EPA 8260
QC Batch Method: EPA 8260 Analysis Description: 8260 MSV 5035A Volatile Organics
Associated Lab Samples: 255985001, 255985002, 255985003

METHOD BLANK: 52353 Matrix: Solid
Associated Lab Samples: 255985001, 255985002, 255985003

Parameter	Units	Blank Result	Reporting Limit	Analyzed	Qualifiers
Benzene	ug/kg	ND	3.0	12/16/10 11:59	
Ethylbenzene	ug/kg	ND	3.0	12/16/10 11:59	
Toluene	ug/kg	ND	3.0	12/16/10 11:59	
Xylene (Total)	ug/kg	ND	9.0	12/16/10 11:59	
1,2-Dichloroethane-d4 (S)	%	108	80-143	12/16/10 11:59	
4-Bromofluorobenzene (S)	%	104	72-122	12/16/10 11:59	
Dibromofluoromethane (S)	%	106	80-136	12/16/10 11:59	
Toluene-d8 (S)	%	104	80-120	12/16/10 11:59	

LABORATORY CONTROL SAMPLE & LCSD: 52354 52355

Parameter	Units	Spike Conc.	LCS Result	LCSD Result	LCS % Rec	LCSD % Rec	% Rec Limits	RPD	Max RPD	Qualifiers
Benzene	ug/kg	50	56.0	53.3	112	107	75-133	5	30	
Ethylbenzene	ug/kg	50	55.9	52.8	112	106	68-131	6	30	
Toluene	ug/kg	50	56.9	55.3	114	111	73-124	3	30	
Xylene (Total)	ug/kg	150	165	155	110	103	68-130	7	30	
1,2-Dichloroethane-d4 (S)	%				102	102	80-143			
4-Bromofluorobenzene (S)	%				105	110	72-122			
Dibromofluoromethane (S)	%				105	101	80-136			
Toluene-d8 (S)	%				112	111	80-120			

This report shall not be reproduced, except in full,
without the written consent of Pace Analytical Services, Inc..

Pace Analytical Services, Inc.
940 South Harney
Seattle, WA 98108
(206)767-5060

QUALITY CONTROL DATA

Project: East Bay Redevelopment 138130
Pace Project No.: 255985

QC Batch: PMST/1451 Analysis Method: ASTM D2974-87
QC Batch Method: ASTM D2974-87 Analysis Description: Dry Weight/Percent Moisture
Associated Lab Samples: 255985001, 255985002, 255985003

SAMPLE DUPLICATE: 52119

Parameter	Units	255983001 Result	Dup Result	RPD	Qualifiers
Percent Moisture	%	11.9	11.6	2	

SAMPLE DUPLICATE: 52120

Parameter	Units	255985001 Result	Dup Result	RPD	Qualifiers
Percent Moisture	%	8.5	9.1	7	

This report shall not be reproduced, except in full,
without the written consent of Pace Analytical Services, Inc..

Pace Analytical Services, Inc.
940 South Harney
Seattle, WA 98108
(206)767-5060

QUALIFIERS

Project: East Bay Redevelopment 138130
Pace Project No.: 255985

DEFINITIONS

DF - Dilution Factor, if reported, represents the factor applied to the reported data due to changes in sample preparation, dilution of the sample aliquot, or moisture content.

ND - Not Detected at or above adjusted reporting limit.

J - Estimated concentration above the adjusted method detection limit and below the adjusted reporting limit.

MDL - Adjusted Method Detection Limit.

S - Surrogate

1,2-Diphenylhydrazine (8270 listed analyte) decomposes to Azobenzene.

Consistent with EPA guidelines, unrounded data are displayed and have been used to calculate % recovery and RPD values.

LCS(D) - Laboratory Control Sample (Duplicate)

MS(D) - Matrix Spike (Duplicate)

DUP - Sample Duplicate

RPD - Relative Percent Difference

NC - Not Calculable.

SG - Silica Gel Clean-Up

N-Nitrosodiphenylamine decomposes and cannot be separated from Diphenylamine using Method 8270. The result reported for each analyte is a combined concentration.

Pace Analytical is NELAP accredited. Contact your Pace PM for the current list of accredited analytes.

LABORATORIES

PASI-M	Pace Analytical Services - Minneapolis
PASI-S	Pace Analytical Services - Seattle

ANALYTE QUALIFIERS

M3	Matrix spike recovery was outside laboratory control limits due to matrix interferences.
R1	RPD value was outside control limits.

This report shall not be reproduced, except in full,
without the written consent of Pace Analytical Services, Inc..

Pace Analytical Services, Inc.
940 South Harney
Seattle, WA 98108
(206)767-5060

QUALITY CONTROL DATA CROSS REFERENCE TABLE

Project: East Bay Redevelopment 138130
Pace Project No.: 255985

Lab ID	Sample ID	QC Batch Method	QC Batch	Analytical Method	Analytical Batch
255985001	**SPL-15-1**	EPA 3546	OEXT/3090	NWTPH-Dx	GCSV/2141
255985002	**SPL-15-2**	EPA 3546	OEXT/3090	NWTPH-Dx	GCSV/2141
255985003	**SPL-15-3**	EPA 3546	OEXT/3090	NWTPH-Dx	GCSV/2141
255985001	**SPL-15-1**	NWTPH-Gx	GCV/2080	NWTPH-Gx	GCV/2084
255985002	**SPL-15-2**	NWTPH-Gx	GCV/2080	NWTPH-Gx	GCV/2084
255985003	**SPL-15-3**	NWTPH-Gx	GCV/2080	NWTPH-Gx	GCV/2084
255985001	**SPL-15-1**	EPA 6020	ICPM/24074	EPA 6020	ICPM/9759
255985002	**SPL-15-2**	EPA 6020	ICPM/24074	EPA 6020	ICPM/9759
255985003	**SPL-15-3**	EPA 6020	ICPM/24074	EPA 6020	ICPM/9759
255985001	**SPL-15-1**	EPA 3546	OEXT/3087	EPA 8270 by SIM	MSSV/1467
255985002	**SPL-15-2**	EPA 3546	OEXT/3087	EPA 8270 by SIM	MSSV/1467
255985003	**SPL-15-3**	EPA 3546	OEXT/3087	EPA 8270 by SIM	MSSV/1467
255985001	**SPL-15-1**	EPA 8260	MSV/3610		
255985002	**SPL-15-2**	EPA 8260	MSV/3610		
255985003	**SPL-15-3**	EPA 8260	MSV/3610		
255985001	**SPL-15-1**	ASTM D2974-87	PMST/1451		
255985002	**SPL-15-2**	ASTM D2974-87	PMST/1451		
255985003	**SPL-15-3**	ASTM D2974-87	PMST/1451		

This report shall not be reproduced, except in full,
without the written consent of Pace Analytical Services, Inc..

Pace Analytical™
www.pacelabs.com

Pace Analytical Services, Inc.
1700 Elm Street
Minneapolis, MN 55414
Phone: 612.607.1700
Fax: 612.607.6444

Report Prepared for:

Jennifer Gross
PASI Seattle
940 S. Harney Street
Seattle WA 98108

REPORT OF LABORATORY ANALYSIS FOR PCDD/PCDF

Report Information:

Pace Project #: 10145215
Sample Receipt Date: 12/14/2010
Client Project #: 255985
Client Sub PO #: N/A
State Cert #: C755

Invoicing & Reporting Options:

The report provided has been invoiced as a Level 2 PCDD/PCDF Report. If an upgrade of this report package is requested, an additional charge may be applied.

Please review the attached invoice for accuracy and forward any questions to Nate Habte, your Pace Project Manager.

This report has been reviewed by:



December 27, 2010

Scott Unze, Project Manager
(612) 607-6383
(612) 607-6444 (fax)
scott.unze@pacelabs.com

ACCREDITED IN ACCORDANCE WITH nelac

Report Prepared Date:
December 27, 2010

Report of Laboratory Analysis

This report should not be reproduced, except in full, without the written consent of Pace Analytical Services, Inc.

The results relate only to the samples included in this report.

Pace Analytical Services, Inc.
1700 Elm Street
Minneapolis, MN 55414
Phone: 612.607.1700
Fax: 612.607.6444

DISCUSSION

This report presents the results from the analyses performed on three samples submitted by a representative of Pace Analytical Services, Inc. The samples were analyzed for the presence or absence of polychlorodibenzo-p-dioxins (PCDDs) and polychlorodibenzofurans (PCDFs) using a modified version of USEPA Method 8290. Reporting limits were based on signal-to-noise measurements.

The recoveries of the isotopically-labeled PCDD/PCDF internal standards in the sample extracts ranged from 63-96%. All of the labeled standard recoveries obtained for this project were within the 40-135% target range specified in Method 8290. Also, since the quantification of the native 2,3,7,8-substituted congeners was based on isotope dilution, the data were automatically corrected for variation in recovery and accurate values were obtained.

In some cases, interfering substances impacted the determinations of PCDD or PCDF congeners. The affected values were flagged "I" where incorrect isotope ratios were obtained or "P" where polychlorinated diphenyl ethers were present.

A laboratory method blank was prepared and analyzed with the sample batch as part of our routine quality control procedures. The results show the blank to contain trace levels of selected congeners. These were below the calibration range of the method. The levels reported for the affected congeners in the field samples were higher than the corresponding blank levels by one or more orders of magnitude. These results indicate that the sample processing steps did not contribute significantly to the levels reported for the field samples.

A laboratory spike sample was also prepared with the sample batch using clean sand that had been fortified with native standard materials. The results show that the spiked native compounds were recovered at 104-128%, indicating a high degree of accuracy for these determinations. Matrix spikes were prepared with the sample batch using sample material from a separate project; results from these analyses will be provided upon request.

This report shall not be reproduced, except in full,
without the written consent of Pace Analytical Services, Inc.

Pace Analytical Services, Inc.
1700 Elm Street - Suite 200
Minneapolis, MN 55414

Tel: 612-607-1700
Fax: 612- 607-6444

Minnesota Laboratory Certifications

Authority	Certificate #	Authority	Certificate #
Alabama	40770	Montana	92
Alaska	MN00064	Nebraska	
Arizona	AZ0014	Nevada	MN000642010A
Arkansas	88-0680	New Jersey (NE	MN002
California	01155CA	New Mexico	MN00064
Colorado	MN00064	New York (NEL	11647
Connecticut	PH-0256	North Carolina	27700
EPA Region 5	WD-15J	North Dakota	R-036
EPA Region 8	8TMS-Q	Ohio	4150
Florida (NELAP	E87605	Ohio VAP	CL101
Georgia (DNR)	959	Oklahoma	D9922
Guam	09-019r	Oregon (ELAP)	MN200001-005
Hawaii	SLD	Oregon (OREL	MN200001-005
Idaho	MN00064	Pennsylvania	68-00563
Illinois	200012	Saipan	MP0003
Indiana	C-MN-01	South Carolina	74003001
Indiana	C-MN-01	Tennesee	2818
Iowa	368	Tennessee	02818
Kansas	E-10167	Texas	T104704192-08
Kentucky	90062	Utah (NELAP)	PAM
Louisiana	LA0900016	Virginia	00251
Maine	2007029	Washington	C755
Maryland	322	West Virginia	9952C
Michigan	9909	Wisconsin	999407970
Minnesota	027-053-137	Wyoming	8TMS-Q
Mississippi	MN00064		

REPORT OF LABORATORY ANALYSIS

This report shall not be reproduced, except in full,
without the written consent of Pace Analytical Services, Inc.

Appendix A

Sample Management

Report No....10145215_8290

Chain of Custody

RUSH

10145215

Pace Analytical®
www.pacelabs.com

Workorder: 255985 **Workorder Name:** East Bay Redevelopment 138130 **Owner Received Date:** 12/11/2010 **Results Requested By:** 12/28/2010

Report To	Subcontract To
Jennifer Gross Pace Analytical Services, Inc. 940 South Harney Seattle WA 98108 Phone (206)767-5060 Fax (206)767-5063	Pace Analytical Minnesota 1700 Elm Street Suite 200 Minneapolis, MN 55414 Phone (612)607-1700

Item	Sample ID	Sample Type	Collect Date/Time	Lab ID	Matrix	Preserved Containers: Unpreserved	Requested Analysis: Dioxin Furan 8290	Requested Analysis: 6020 Cu, Cd, Pb, Ni, As	LAB USE ONLY
1	SPL-15-1	PS	12/10/2010 11:15	255985001	Solid	2	X	X	
2	SPL-15-2	PS	12/10/2010 11:15	255985002	Solid	2	X	X	
3	SPL-15-3	PS	12/10/2010 11:15	255985003	Solid	2	X	X	
4									
5									

Transfers	Released By	Date/Time	Received By	Date/Time
1	Sydne Sway	12/13/10 1400		12/14/10 1030
2				
3				

Comments: Dioxins are RUSH!

Cooler Temperature on Receipt 2.1 °C | **Custody Seal** Y or N | **Received on Ice** (Y) or N | **Samples Intact** (Y) or N

Sample Condition Upon Receipt

Pace Analytical

Client Name: PAce-WA Project # 10145215

Courier: ☑ Fed Ex ☐ UPS ☐ USPS ☐ Client ☐ Commercial ☐ Pace Other _____

Tracking #: 7965 4902 9655

Optional: Proj. Due Date: Proj. Name:

Custody Seal on Cooler/Box Present: ☑ yes ☐ no Seals Intact: ☐ yes ☐ no

Packing Material: ☐ Bubble Wrap ☑ Bubble Bags ☐ None ☐ Other _____ Temp Blank: Yes ____ No ✓

Thermometer Used: 80344042 or 179425 Type of Ice: Wet Blue None ☐ Samples on ice, cooling process has begun

Cooler Temperature: 2.1 Biological Tissue is Frozen: Yes No

Date and Initials of person examining contents: 12/14/10 SL

Temp should be above freezing to 6°C Comments:

Chain of Custody Present:	☑Yes ☐No ☐N/A	1.
Chain of Custody Filled Out:	☑Yes ☐No ☐N/A	2.
Chain of Custody Relinquished:	☑Yes ☐No ☐N/A	3.
Sampler Name & Signature on COC:	☐Yes ☑No ☐N/A	4.
Samples Arrived within Hold Time:	☑Yes ☐No ☐N/A	5.
Short Hold Time Analysis (<72hr):	☐Yes ☑No ☐N/A	6.
Rush Turn Around Time Requested:	☐Yes ☐No ☐N/A	7. Dioxin's
Sufficient Volume:	☑Yes ☐No ☐N/A	8.
Correct Containers Used:	☑Yes ☐No ☐N/A	9.
-Pace Containers Used:	☑Yes ☐No ☐N/A	
Containers Intact:	☑Yes ☐No ☐N/A	10.
Filtered volume received for Dissolved tests	☐Yes ☐No ☑N/A	11.
Sample Labels match COC:	☑Yes ☐No ☐N/A	12.
-Includes date/time/ID/Analysis Matrix: SL		
All containers needing acid/base preservation have been checked. Noncompliance are noted in 13.	☐Yes ☐No ☑N/A	13. ☐ HNO3 ☐ H2SO4 ☐ NaOH ☐ HCl
All containers needing preservation are found to be in compliance with EPA recommendation.	☐Yes ☐No ☑N/A	Samp #
Exceptions: VOA,Coliform, TOC, Oil and Grease, WI-DRO (water)	☐Yes ☑No	Initial when completed / Lot # of added preservative
Samples checked for dechlorination:	☐Yes ☐No ☑N/A	14.
Headspace in VOA Vials (>6mm):	☐Yes ☐No ☑N/A	15.
Trip Blank Present:	☐Yes ☐No ☑N/A	16.
Trip Blank Custody Seals Present	☐Yes ☐No ☑N/A	
Pace Trip Blank Lot # (if purchased):		

Client Notification/ Resolution: Field Data Required? Y / N

Person Contacted: _____ Date/Time: _____

Comments/ Resolution: _____

Project Manager Review: NAH **Date:** 12/14/10

Note: Whenever there is a discrepancy affecting North Carolina compliance samples, a copy of this form will be sent to the North Carolina DENR.

Pace Analytical Services, Inc.
1700 Elm Street - Suite 200
Minneapolis, MN 55414

Tel: 612-607-1700
Fax: 612- 607-6444

Reporting Flags

A = Reporting Limit based on signal to noise

B = Less than 10x higher than method blank level

C = Result obtained from confirmation analysis

D = Result obtained from analysis of diluted sample

E = Exceeds calibration range

I = Interference present

J = Estimated value

Nn = Value obtained from additional analysis

P = PCDE Interference

R = Recovery outside target range

S = Peak saturated

U = Analyte not detected

V = Result verified by confirmation analysis

X = %D Exceeds limits

Y = Calculated using average of daily RFs

* = See Discussion

This report shall not be reproduced, except in full,
without the written consent of Pace Analytical Services, Inc.

Appendix B

Sample Analysis Summary

Pace Analytical Services, Inc.
1700 Elm Street - Suite 200
Minneapolis, MN 55414

Tel: 612-607-1700
Fax: 612- 607-6444

Method 8290 Sample Analysis Results

Client - PASI Seattle

Client's Sample ID	SPL-15-1		
Lab Sample ID	255985001		
Filename	U101224A_05		
Injected By	BAL		
Total Amount Extracted	11.9 g	Matrix	Solid
% Moisture	8.5	Dilution	NA
Dry Weight Extracted	10.9 g	Collected	12/10/2010 11:15
ICAL ID	U101204A	Received	12/14/2010 10:50
CCal Filename(s)	U101223A_17 & U101224A_16	Extracted	12/16/2010 18:25
Method Blank ID	BLANK-27315	Analyzed	12/24/2010 05:36

Native Isomers	Conc ng/Kg	EMPC ng/Kg	EDL ng/Kg		Internal Standards	ng's Added	Percent Recovery	
2,3,7,8-TCDF	1.30	-----	0.14		2,3,7,8-TCDF-13C	2.00	66	
Total TCDF	22.00	-----	0.14		2,3,7,8-TCDD-13C	2.00	80	
					1,2,3,7,8-PeCDF-13C	2.00	75	
2,3,7,8-TCDD	0.45	-----	0.17	J	2,3,4,7,8-PeCDF-13C	2.00	76	
Total TCDD	14.00	-----	0.17		1,2,3,7,8-PeCDD-13C	2.00	90	
					1,2,3,4,7,8-HxCDF-13C	2.00	85	
1,2,3,7,8-PeCDF	1.20	-----	0.24	J	1,2,3,6,7,8-HxCDF-13C	2.00	75	
2,3,4,7,8-PeCDF	2.90	-----	0.18	J	2,3,4,6,7,8-HxCDF-13C	2.00	63	
Total PeCDF	31.00	-----	0.21		1,2,3,7,8,9-HxCDF-13C	2.00	67	
					1,2,3,4,7,8-HxCDD-13C	2.00	96	
1,2,3,7,8-PeCDD	1.80	-----	0.12	J	1,2,3,6,7,8-HxCDD-13C	2.00	75	
Total PeCDD	13.00	-----	0.12		1,2,3,4,6,7,8-HpCDF-13C	2.00	73	
					1,2,3,4,7,8,9-HpCDF-13C	2.00	86	Y
1,2,3,4,7,8-HxCDF	3.70	-----	0.11	J	1,2,3,4,6,7,8-HpCDD-13C	2.00	78	
1,2,3,6,7,8-HxCDF	2.20	-----	0.17	J	OCDD-13C	4.00	90	Y
2,3,4,6,7,8-HxCDF	3.50	-----	0.20	J				
1,2,3,7,8,9-HxCDF	1.10	-----	0.14	J	1,2,3,4-TCDD-13C	2.00	NA	
Total HxCDF	71.00	-----	0.15		1,2,3,7,8,9-HxCDD-13C	2.00	NA	
1,2,3,4,7,8-HxCDD	3.10	-----	0.23	J	2,3,7,8-TCDD-37Cl4	0.20	77	
1,2,3,6,7,8-HxCDD	9.60	-----	0.24					
1,2,3,7,8,9-HxCDD	4.40	-----	0.22	J				
Total HxCDD	95.00	-----	0.23					
1,2,3,4,6,7,8-HpCDF	48.00	-----	0.27		Total 2,3,7,8-TCDD			
1,2,3,4,7,8,9-HpCDF	3.00	-----	0.31	J	Equivalence: 11 ng/Kg			
Total HpCDF	150.00	-----	0.29		(Using 2005 WHO Factors - Using PRL/2 where ND)			
1,2,3,4,6,7,8-HpCDD	360.00	-----	1.20					
Total HpCDD	880.00	-----	1.20					
OCDF	160.00	-----	0.16					
OCDD	3600.00	-----	0.18					

Conc = Concentration (Totals include 2,3,7,8-substituted isomers).
EMPC = Estimated Maximum Possible Concentration
EDL = Estimated Detection Limit

ND = Not Detected
NA = Not Applicable
NC = Not Calculated

Results reported on a dry weight basis and are valid to no more than 2 significant figures.
J = Estimated value
Y = Calculated using average of daily RFs

REPORT OF LABORATORY ANALYSIS

This report shall not be reproduced, except in full,
without the written consent of Pace Analytical Services, Inc.

Pace Analytical Services, Inc.
1700 Elm Street - Suite 200
Minneapolis, MN 55414

Tel: 612-607-1700
Fax: 612- 607-6444

Method 8290 Sample Analysis Results

Client - PASI Seattle

Client's Sample ID	SPL-15-2		
Lab Sample ID	255985002		
Filename	U101224A_06		
Injected By	BAL		
Total Amount Extracted	15.1 g	Matrix	Solid
% Moisture	8.6	Dilution	NA
Dry Weight Extracted	13.8 g	Collected	12/10/2010 11:15
ICAL ID	U101204A	Received	12/14/2010 10:50
CCal Filename(s)	U101223A_17 & U101224A_16	Extracted	12/16/2010 18:25
Method Blank ID	BLANK-27315	Analyzed	12/24/2010 06:25

Native Isomers	Conc ng/Kg	EMPC ng/Kg	EDL ng/Kg		Internal Standards	ng's Added	Percent Recovery	
2,3,7,8-TCDF	0.73	-----	0.160		2,3,7,8-TCDF-13C	2.00	64	
Total TCDF	14.00	-----	0.160		2,3,7,8-TCDD-13C	2.00	79	
					1,2,3,7,8-PeCDF-13C	2.00	73	
2,3,7,8-TCDD	ND	-----	0.140		2,3,4,7,8-PeCDF-13C	2.00	74	
Total TCDD	8.40	-----	0.140		1,2,3,7,8-PeCDD-13C	2.00	87	
					1,2,3,4,7,8-HxCDF-13C	2.00	94	
1,2,3,7,8-PeCDF	0.73	-----	0.150	J	1,2,3,6,7,8-HxCDF-13C	2.00	77	
2,3,4,7,8-PeCDF	2.00	-----	0.160	J	2,3,4,6,7,8-HxCDF-13C	2.00	66	
Total PeCDF	21.00	-----	0.160		1,2,3,7,8,9-HxCDF-13C	2.00	77	
					1,2,3,4,7,8-HxCDD-13C	2.00	99	
1,2,3,7,8-PeCDD	-----	0.88	0.130	I	1,2,3,6,7,8-HxCDD-13C	2.00	84	
Total PeCDD	7.60	-----	0.130		1,2,3,4,6,7,8-HpCDF-13C	2.00	78	
					1,2,3,4,7,8,9-HpCDF-13C	2.00	89	Y
1,2,3,4,7,8-HxCDF	-----	4.10	0.130	P	1,2,3,4,6,7,8-HpCDD-13C	2.00	81	
1,2,3,6,7,8-HxCDF	1.40	-----	0.086	J	OCDD-13C	4.00	96	Y
2,3,4,6,7,8-HxCDF	2.10	-----	0.180	J				
1,2,3,7,8,9-HxCDF	0.56	-----	0.070	J	1,2,3,4-TCDD-13C	2.00	NA	
Total HxCDF	42.00	-----	0.120		1,2,3,7,8,9-HxCDD-13C	2.00	NA	
1,2,3,4,7,8-HxCDD	-----	1.30	0.190	I	2,3,7,8-TCDD-37Cl4	0.20	76	
1,2,3,6,7,8-HxCDD	5.50	-----	0.210					
1,2,3,7,8,9-HxCDD	2.30	-----	0.200	J				
Total HxCDD	37.00	-----	0.200					
1,2,3,4,6,7,8-HpCDF	33.00	-----	0.260		Total 2,3,7,8-TCDD			
1,2,3,4,7,8,9-HpCDF	1.80	-----	0.170	J	Equivalence: 4.7 ng/Kg			
Total HpCDF	90.00	-----	0.220		(Using 2005 WHO Factors - Using PRL/2 where ND)			
1,2,3,4,6,7,8-HpCDD	180.00	-----	0.620					
Total HpCDD	410.00	-----	0.620					
OCDF	110.00	-----	0.140					
OCDD	1800.00	-----	0.120					

Conc = Concentration (Totals include 2,3,7,8-substituted isomers).
EMPC = Estimated Maximum Possible Concentration
EDL = Estimated Detection Limit

ND = Not Detected
NA = Not Applicable
NC = Not Calculated

Results reported on a dry weight basis and are valid to no more than 2 significant figures.
J = Estimated value
P = PCDE Interference
I = Interference present
Y = Calculated using average of daily RFs

REPORT OF LABORATORY ANALYSIS

This report shall not be reproduced, except in full,
without the written consent of Pace Analytical Services, Inc.

Pace Analytical Services, Inc.
1700 Elm Street - Suite 200
Minneapolis, MN 55414

Tel: 612-607-1700
Fax: 612- 607-6444

Method 8290 Sample Analysis Results

Client - PASI Seattle

Client's Sample ID	SPL-15-3		
Lab Sample ID	255985003		
Filename	U101224A_07		
Injected By	BAL		
Total Amount Extracted	15.8 g	Matrix	Solid
% Moisture	9.3	Dilution	NA
Dry Weight Extracted	14.3 g	Collected	12/10/2010 11:15
ICAL ID	U101204A	Received	12/14/2010 10:50
CCal Filename(s)	U101223A_17 & U101224A_16	Extracted	12/16/2010 18:25
Method Blank ID	BLANK-27315	Analyzed	12/24/2010 07:13

Native Isomers	Conc ng/Kg	EMPC ng/Kg	EDL ng/Kg		Internal Standards	ng's Added	Percent Recovery	
2,3,7,8-TCDF	0.99	-----	0.170		2,3,7,8-TCDF-13C	2.00	67	
Total TCDF	12.00	-----	0.170		2,3,7,8-TCDD-13C	2.00	81	
					1,2,3,7,8-PeCDF-13C	2.00	75	
2,3,7,8-TCDD	0.29	-----	0.250	J	2,3,4,7,8-PeCDF-13C	2.00	76	
Total TCDD	10.00	-----	0.250		1,2,3,7,8-PeCDD-13C	2.00	90	
					1,2,3,4,7,8-HxCDF-13C	2.00	87	
1,2,3,7,8-PeCDF	0.76	-----	0.170	J	1,2,3,6,7,8-HxCDF-13C	2.00	75	
2,3,4,7,8-PeCDF	1.60	-----	0.110	J	2,3,4,6,7,8-HxCDF-13C	2.00	66	
Total PeCDF	16.00	-----	0.140		1,2,3,7,8,9-HxCDF-13C	2.00	64	
					1,2,3,4,7,8-HxCDD-13C	2.00	92	
1,2,3,7,8-PeCDD	1.00	-----	0.098	J	1,2,3,6,7,8-HxCDD-13C	2.00	77	
Total PeCDD	11.00	-----	0.098		1,2,3,4,6,7,8-HpCDF-13C	2.00	73	
					1,2,3,4,7,8,9-HpCDF-13C	2.00	83	Y
1,2,3,4,7,8-HxCDF	1.30	-----	0.140	J	1,2,3,4,6,7,8-HpCDD-13C	2.00	76	
1,2,3,6,7,8-HxCDF	1.10	-----	0.190	J	OCDD-13C	4.00	89	Y
2,3,4,6,7,8-HxCDF	1.40	-----	0.130	J				
1,2,3,7,8,9-HxCDF	0.51	-----	0.061	J	1,2,3,4-TCDD-13C	2.00	NA	
Total HxCDF	17.00	-----	0.130		1,2,3,7,8,9-HxCDD-13C	2.00	NA	
1,2,3,4,7,8-HxCDD	1.30	-----	0.170	J	2,3,7,8-TCDD-37Cl4	0.20	78	
1,2,3,6,7,8-HxCDD	4.00	-----	0.190					
1,2,3,7,8,9-HxCDD	1.80	-----	0.140	J				
Total HxCDD	47.00	-----	0.170					
1,2,3,4,6,7,8-HpCDF	19.00	-----	0.260		Total 2,3,7,8-TCDD			
1,2,3,4,7,8,9-HpCDF	-----	1.1	0.300	I	Equivalence: 4.7 ng/Kg			
Total HpCDF	52.00	-----	0.280		(Using 2005 WHO Factors - Using PRL/2 where ND)			
1,2,3,4,6,7,8-HpCDD	110.00	-----	0.470					
Total HpCDD	250.00	-----	0.470					
OCDF	56.00	-----	0.160					
OCDD	1200.00	-----	0.230					

Conc = Concentration (Totals include 2,3,7,8-substituted isomers).
EMPC = Estimated Maximum Possible Concentration
EDL = Estimated Detection Limit

ND = Not Detected
NA = Not Applicable
NC = Not Calculated

Results reported on a dry weight basis and are valid to no more than 2 significant figures.
J = Estimated value
I = Interference present
Y = Calculated using average of daily RFs

REPORT OF LABORATORY ANALYSIS

This report shall not be reproduced, except in full,
without the written consent of Pace Analytical Services, Inc.

Pace Analytical Services, Inc.
1700 Elm Street - Suite 200
Minneapolis, MN 55414

Tel: 612-607-1700
Fax: 612- 607-6444

Method 8290 Blank Analysis Results

Lab Sample ID	BLANK-27315	Matrix	Solid
Filename	U101221A_08	Dilution	NA
Total Amount Extracted	20.7 g	Extracted	12/16/2010 18:25
ICAL ID	U101204A	Analyzed	12/21/2010 13:32
CCal Filename(s)	U101220B_15 & U101222A_01	Injected By	SMT

Native Isomers	Conc ng/Kg	EMPC ng/Kg	EDL ng/Kg		Internal Standards	ng's Added	Percent Recovery	
2,3,7,8-TCDF	ND	-----	0.076		2,3,7,8-TCDF-13C	2.00	59	
Total TCDF	ND	-----	0.076		2,3,7,8-TCDD-13C	2.00	67	
					1,2,3,7,8-PeCDF-13C	2.00	61	
2,3,7,8-TCDD	ND	-----	0.072		2,3,4,7,8-PeCDF-13C	2.00	62	
Total TCDD	0.074	-----	0.072	J	1,2,3,7,8-PeCDD-13C	2.00	70	
					1,2,3,4,7,8-HxCDF-13C	2.00	73	
1,2,3,7,8-PeCDF	ND	-----	0.074		1,2,3,6,7,8-HxCDF-13C	2.00	75	
2,3,4,7,8-PeCDF	ND	-----	0.062		2,3,4,6,7,8-HxCDF-13C	2.00	54	
Total PeCDF	ND	-----	0.068		1,2,3,7,8,9-HxCDF-13C	2.00	66	
					1,2,3,4,7,8-HxCDD-13C	2.00	78	
1,2,3,7,8-PeCDD	ND	-----	0.170		1,2,3,6,7,8-HxCDD-13C	2.00	79	
Total PeCDD	ND	-----	0.170		1,2,3,4,6,7,8-HpCDF-13C	2.00	61	
					1,2,3,4,7,8,9-HpCDF-13C	2.00	53	
1,2,3,4,7,8-HxCDF	ND	-----	0.071		1,2,3,4,6,7,8-HpCDD-13C	2.00	66	
1,2,3,6,7,8-HxCDF	ND	-----	0.063		OCDD-13C	4.00	66	Y
2,3,4,6,7,8-HxCDF	ND	-----	0.093					
1,2,3,7,8,9-HxCDF	ND	-----	0.085		1,2,3,4-TCDD-13C	2.00	NA	
Total HxCDF	ND	-----	0.078		1,2,3,7,8,9-HxCDD-13C	2.00	NA	
1,2,3,4,7,8-HxCDD	ND	-----	0.240		2,3,7,8-TCDD-37Cl4	0.20	64	
1,2,3,6,7,8-HxCDD	ND	-----	0.240					
1,2,3,7,8,9-HxCDD	ND	-----	0.230					
Total HxCDD	ND	-----	0.230					
1,2,3,4,6,7,8-HpCDF	0.200	-----	0.130	J	Total 2,3,7,8-TCDD			
1,2,3,4,7,8,9-HpCDF	ND	-----	0.210		Equivalence: 0.19 ng/Kg			
Total HpCDF	0.200	-----	0.170	J	(Using 2005 WHO Factors - Using PRL/2 where ND)			
1,2,3,4,6,7,8-HpCDD	0.300	-----	0.100	J				
Total HpCDD	0.550	-----	0.100	J				
OCDF	ND	-----	0.230					
OCDD	1.900	-----	0.310	J				

Conc = Concentration (Totals include 2,3,7,8-substituted isomers).
EMPC = Estimated Maximum Possible Concentration
EDL = Estimated Detection Limit

Results reported on a dry weight basis and are valid to no more than 2 significant figures.
J = Estimated value
Y = Calculated using average of daily RFs

REPORT OF LABORATORY ANALYSIS

This report shall not be reproduced, except in full,
without the written consent of Pace Analytical Services, Inc.

Pace Analytical Services, Inc.
1700 Elm Street - Suite 200
Minneapolis, MN 55414

Tel: 612-607-1700
Fax: 612- 607-6444

Method 8290 Laboratory Control Spike Results

Lab Sample ID	LCS-27316		
Filename	U101222B_01	Matrix	Solid
Total Amount Extracted	21.1 g	Dilution	NA
ICAL ID	U101204A	Extracted	12/16/2010 18:25
CCal Filename(s)	U101222A_09 & U101222B_05	Analyzed	12/22/2010 15:40
Method Blank ID	BLANK-27315	Injected By	SMT

Native Isomers	**Qs** (ng)	**Qm** (ng)	% Rec.	**Internal Standards**	**ng's Added**	**Percent Recovery**
2,3,7,8-TCDF	0.20	0.25	126	2,3,7,8-TCDF-13C	2.0	58
Total TCDF				2,3,7,8-TCDD-13C	2.0	79
				1,2,3,7,8-PeCDF-13C	2.0	66
2,3,7,8-TCDD	0.20	0.21	104	2,3,4,7,8-PeCDF-13C	2.0	68
Total TCDD				1,2,3,7,8-PeCDD-13C	2.0	93
				1,2,3,4,7,8-HxCDF-13C	2.0	75
1,2,3,7,8-PeCDF	1.0	1.2	117	1,2,3,6,7,8-HxCDF-13C	2.0	64
2,3,4,7,8-PeCDF	1.0	1.2	116	2,3,4,6,7,8-HxCDF-13C	2.0	60
Total PeCDF				1,2,3,7,8,9-HxCDF-13C	2.0	67
				1,2,3,4,7,8-HxCDD-13C	2.0	88
1,2,3,7,8-PeCDD	1.0	1.0	104	1,2,3,6,7,8-HxCDD-13C	2.0	77
Total PeCDD				1,2,3,4,6,7,8-HpCDF-13C	2.0	81
				1,2,3,4,7,8,9-HpCDF-13C	2.0	82
1,2,3,4,7,8-HxCDF	1.0	1.2	118	1,2,3,4,6,7,8-HpCDD-13C	2.0	101
1,2,3,6,7,8-HxCDF	1.0	1.2	124	OCDD-13C	4.0	83
2,3,4,6,7,8-HxCDF	1.0	1.2	120			
1,2,3,7,8,9-HxCDF	1.0	1.2	124	1,2,3,4-TCDD-13C	2.0	NA
Total HxCDF				1,2,3,7,8,9-HxCDD-13C	2.0	NA
1,2,3,4,7,8-HxCDD	1.0	1.1	112	2,3,7,8-TCDD-37Cl4	0.20	72
1,2,3,6,7,8-HxCDD	1.0	1.2	116			
1,2,3,7,8,9-HxCDD	1.0	1.1	114			
Total HxCDD						
1,2,3,4,6,7,8-HpCDF	1.0	1.2	121			
1,2,3,4,7,8,9-HpCDF	1.0	1.2	118			
Total HpCDF						
1,2,3,4,6,7,8-HpCDD	1.0	1.1	110			
Total HpCDD						
OCDF	2.0	2.3	113			
OCDD	2.0	2.6	128			

Qs = Quantity Spiked
Qm = Quantity Measured
Rec. = Recovery (Expressed as Percent)
R = Recovery outside of target range
Y = RF averaging used in calculations
Nn = Value obtained from additional analysis
NA = Not Applicable
* = See Discussion

REPORT OF LABORATORY ANALYSIS

This report shall not be reproduced, except in full,
without the written consent of Pace Analytical Services, Inc.

Chain of Custody

Pace Analytical®
www.pacelabs.com

Workorder: 255985 **Workorder Name:** East Bay Redevelopment 138130 **Owner Received Date:** 12/11/2010 **Results Requested By:** 12/28/2010

Report To	Subcontract To
Jennifer Gross Pace Analytical Services, Inc. 940 South Harney Seattle WA 98108 Phone (206)767-5060 Fax (206)767-5063	Pace Analytical Minnesota 1700 Elm Street Suite 200 Minneapolis, MN 55414 Phone (612)607-1700

Item	Sample ID	Sample Type	Collect Date/Time	Lab ID	Matrix	Preserved Containers: Unpreserved	Requested Analysis: Dioxin	Furan 8290	Cu, Cd, Pb, Ni, As 6020	LAB USE ONLY
1	SPL-15-1	PS	12/10/2010 11:15	255985001	Solid	2	X	X	X	
2	SPL-15-2	PS	12/10/2010 11:15	255985002	Solid	2	X	X	X	
3	SPL-15-3	PS	12/10/2010 11:15	255985003	Solid	2	X	X	X	
4										
5										

Transfers	Released By	Date/Time	Received By	Date/Time
1	Jyothi Sway	12/13/10 1400		
2				
3				

Comments

Dioxins are RUSH!

Cooler Temperature on Receipt ____ °C | **Custody Seal** Y or N | **Received on Ice** Y or N | **Samples Intact** Y or N

Pace Analytical
www.pacelabs.com

Ship To:
Pace Analytical Minnesota
1700 Elm Street
Suite 200
Minneapolis, MN 55414
Phone (612)607-1700

INTER_LABORATORY WORK ORDER # 255985
(To be completed by sending lab)

Sending Project No:	255985
Receiving Project No:	
Check Box for Consolidated Invoice:	☐
Date Prepared:	12/11/10
REQUESTED COMPLETION DATE:	12/28/2010

Sending Region	IR25-Seattle	Sending Project Mgr.	Jennifer Gross
Receiving Region	IR10-Minnesota	External Client	Brown & Caldwell
State of Sample Origin	WA	QC Deliverable	STD REPORT

All questions should be addressed to sending project manager.

Requested Reportable Units _____ Report Wet or Dry Weight? Dry Weight

WORK REQUESTED

Method Description	Container Type	Quantity of containers	Preservative	Quantity of Samples	Unit Price	Amount
Dioxin, Furan by 8290	WGFU		Unpreserved	3	$46.00	$138.00
6020 - Ag, Cd, Pb, Ni, As	WGFU		Unpreserved	3	$660.00	$1,980.00
					TOTAL	$2,118.00

Special Requirements: _____

Receiving Region Department	Acctg. Code	Totals from above	Revenue Allocation	
			Receiving Region (80%)	Client Services Dept. Sending Region (20%)
Other	22	$138.00	$110.40	$27.60
Dioxin, High Resolution	35	$1,980.00	$1,584.00	$396.00
* Custom Revenue Allocation	TOTAL	$2,118.00	$1,694.40	$423.60

FOR ANALYTICAL WORK COMPLETED THIS SECTION ALSO

Chain of Custody Included: ☒ Yes ☐ No Return Samples to Sending Region: ☐ Yes ☒ No

Matrix: ☒ Soil ☐ Water ☐ Air ☐ Other (identify) _____

CONFIRMATION OF WORK COMPLETED

Date Completed: _____ Receiving Project Manager: _____

DISPOSITION of FORM

Original sent to the receiving lab - Copy kept at the sending lab.

When work completed: Original sent to the ABM at the receiving laboratory. Copies are made to corporate as needed.

Pace Analytical Services, Inc.
940 South Harney
Seattle, WA 98108
(206)767-5060

February 23, 2011

Joshua Johnson
Brown & Caldwell
724 Columbia St. NW#420
Olympia, WA 98501

RE: Project: East Bay Redevelopment 138130
Pace Project No.: 256519

Dear Joshua Johnson:
Enclosed are the analytical results for sample(s) received by the laboratory on February 08, 2011. The results relate only to the samples included in this report. Results reported herein conform to the most current NELAC standards, where applicable, unless otherwise narrated in the body of the report.

If you have any questions concerning this report, please feel free to contact me.

Sincerely,

Andrea R. Brownfield

Andy Brownfield for
Jennifer Gross
jennifer.gross@pacelabs.com
Project Manager

Enclosures

cc: Jon Turk, Brown & Caldwell

This report shall not be reproduced, except in full,
without the written consent of Pace Analytical Services, Inc..

Pace Analytical Services, Inc.
940 South Harney
Seattle, WA 98108
(206)767-5060

CERTIFICATIONS

Project: East Bay Redevelopment 138130
Pace Project No.: 256519

Minnesota Certification IDs

1700 Elm Street SE Suite 200, Minneapolis, MN 55414
A2LA Certification #: 2926.01
Alaska Certification #: UST-078
Alaska Certification #MN00064
Arizona Certification #: AZ-0014
Arkansas Certification #: 88-0680
California Certification #: 01155CA
EPA Region 8 Certification #: Pace
Florida/NELAP Certification #: E87605
Georgia Certification #: 959
Idaho Certification #: MN00064
Illinois Certification #: 200011
Iowa Certification #: 368
Kansas Certification #: E-10167
Louisiana Certification #: 03086
Louisiana Certification #: LA080009
Maine Certification #: 2007029
Maryland Certification #: 322
Michigan DEQ Certification #: 9909
Minnesota Certification #: 027-053-137
Mississippi Certification #: Pace
Montana Certification #: MT CERT0092
Nevada Certification #: MN_00064
Nebraska Certification #: Pace
New Jersey Certification #: MN-002
New Mexico Certification #: Pace
New York Certification #: 11647
North Carolina Certification #: 530
North Dakota Certification #: R-036
North Dakota Certification #: R-036A
Ohio VAP Certification #: CL101
Oklahoma Certification #: D9921
Oklahoma Certification #: 9507
Oregon Certification #: MN200001
Pennsylvania Certification #: 68-00563
Puerto Rico Certification
Tennessee Certification #: 02818
Texas Certification #: T104704192
Washington Certification #: C754
Wisconsin Certification #: 999407970
A2LA cert#

This report shall not be reproduced, except in full,
without the written consent of Pace Analytical Services, Inc..

Pace Analytical Services, Inc.
940 South Harney
Seattle, WA 98108
(206)767-5060

SAMPLE ANALYTE COUNT

Project: East Bay Redevelopment 138130
Pace Project No.: 256519

Lab ID	Sample ID	Method	Analysts	Analytes Reported	Laboratory
256519001	**SPL-22-1**	EPA 6020	TL1	5	PASI-M
256519002	**SPL-22-2**	EPA 6020	TL1	5	PASI-M
256519003	**SPL-22-3**	EPA 6020	TL1	5	PASI-M
256519004	**SPL-23-1**	EPA 6020	TL1	5	PASI-M
256519005	**SPL-23-2**	EPA 6020	TL1	5	PASI-M
256519006	**SPL-23-3**	EPA 6020	TL1	5	PASI-M
256519007	**SPL-24-1**	EPA 6020	TL1	5	PASI-M
256519008	**SPL-24-2**	EPA 6020	TL1	5	PASI-M
256519009	**SPL-24-3**	EPA 6020	TL1	5	PASI-M
256519010	**SPL-24-4**	EPA 6020	TL1	5	PASI-M

This report shall not be reproduced, except in full,
without the written consent of Pace Analytical Services, Inc..

Pace Analytical Services, Inc.
940 South Harney
Seattle, WA 98108
(206)767-5060

ANALYTICAL RESULTS

Project: East Bay Redevelopment 138130
Pace Project No.: 256519

Sample: SPL-22-1 **Lab ID: 256519001** Collected: 02/07/11 12:15 Received: 02/08/11 10:20 Matrix: Solid

Results reported on a "dry-weight" basis

Parameters	Results	Units	Report Limit	DF	Prepared	Analyzed	CAS No.	Qual
6020 MET ICPMS	Analytical Method: EPA 6020							
Arsenic	**3.1**	mg/kg	0.45	20	02/16/11 15:27	02/18/11 06:20	7440-38-2	
Cadmium	**0.074**	mg/kg	0.072	20	02/16/11 15:27	02/18/11 06:20	7440-43-9	
Copper	**15.3**	mg/kg	0.45	20	02/16/11 15:27	02/18/11 06:20	7440-50-8	M1
Lead	**4.5**	mg/kg	0.45	20	02/16/11 15:27	02/18/11 06:20	7439-92-1	
Nickel	**23.0**	mg/kg	0.45	20	02/16/11 15:27	02/18/11 06:20	7440-02-0	

Sample: SPL-22-2 **Lab ID: 256519002** Collected: 02/07/11 12:30 Received: 02/08/11 10:20 Matrix: Solid

Results reported on a "dry-weight" basis

Parameters	Results	Units	Report Limit	DF	Prepared	Analyzed	CAS No.	Qual
6020 MET ICPMS	Analytical Method: EPA 6020							
Arsenic	**4.6**	mg/kg	0.41	20	02/16/11 15:27	02/18/11 06:38	7440-38-2	
Cadmium	**0.092**	mg/kg	0.066	20	02/16/11 15:27	02/18/11 06:38	7440-43-9	
Copper	**21.0**	mg/kg	0.41	20	02/16/11 15:27	02/18/11 06:38	7440-50-8	
Lead	**7.9**	mg/kg	0.41	20	02/16/11 15:27	02/18/11 06:38	7439-92-1	
Nickel	**25.5**	mg/kg	0.41	20	02/16/11 15:27	02/18/11 06:38	7440-02-0	

Sample: SPL-22-3 **Lab ID: 256519003** Collected: 02/07/11 12:44 Received: 02/08/11 10:20 Matrix: Solid

Results reported on a "dry-weight" basis

Parameters	Results	Units	Report Limit	DF	Prepared	Analyzed	CAS No.	Qual
6020 MET ICPMS	Analytical Method: EPA 6020							
Arsenic	**4.2**	mg/kg	0.40	20	02/16/11 15:27	02/18/11 06:43	7440-38-2	
Cadmium	**0.10**	mg/kg	0.065	20	02/16/11 15:27	02/18/11 06:43	7440-43-9	
Copper	**20.0**	mg/kg	0.40	20	02/16/11 15:27	02/18/11 06:43	7440-50-8	
Lead	**7.3**	mg/kg	0.40	20	02/16/11 15:27	02/18/11 06:43	7439-92-1	
Nickel	**24.7**	mg/kg	0.40	20	02/16/11 15:27	02/18/11 06:43	7440-02-0	

Sample: SPL-23-1 **Lab ID: 256519004** Collected: 02/07/11 13:00 Received: 02/08/11 10:20 Matrix: Solid

Results reported on a "dry-weight" basis

Parameters	Results	Units	Report Limit	DF	Prepared	Analyzed	CAS No.	Qual
6020 MET ICPMS	Analytical Method: EPA 6020							
Arsenic	**6.4**	mg/kg	0.58	20	02/16/11 15:27	02/18/11 06:47	7440-38-2	
Cadmium	**0.11**	mg/kg	0.093	20	02/16/11 15:27	02/18/11 06:47	7440-43-9	
Copper	**27.2**	mg/kg	0.58	20	02/16/11 15:27	02/18/11 06:47	7440-50-8	
Lead	**12.3**	mg/kg	0.58	20	02/16/11 15:27	02/18/11 06:47	7439-92-1	
Nickel	**34.7**	mg/kg	0.58	20	02/16/11 15:27	02/18/11 06:47	7440-02-0	

This report shall not be reproduced, except in full,
without the written consent of Pace Analytical Services, Inc..

Pace Analytical Services, Inc.
940 South Harney
Seattle, WA 98108
(206)767-5060

ANALYTICAL RESULTS

Project: East Bay Redevelopment 138130
Pace Project No.: 256519

Sample: SPL-23-2 **Lab ID: 256519005** Collected: 02/07/11 13:15 Received: 02/08/11 10:20 Matrix: Solid

Results reported on a "dry-weight" basis

Parameters	Results	Units	Report Limit	DF	Prepared	Analyzed	CAS No.	Qual
6020 MET ICPMS	Analytical Method: EPA 6020							
Arsenic	**3.6**	mg/kg	0.55	20	02/16/11 15:27	02/18/11 06:52	7440-38-2	
Cadmium	ND	mg/kg	0.088	20	02/16/11 15:27	02/18/11 06:52	7440-43-9	
Copper	**15.4**	mg/kg	0.55	20	02/16/11 15:27	02/18/11 06:52	7440-50-8	
Lead	**6.0**	mg/kg	0.55	20	02/16/11 15:27	02/18/11 06:52	7439-92-1	
Nickel	**24.3**	mg/kg	0.55	20	02/16/11 15:27	02/18/11 06:52	7440-02-0	

Sample: SPL-23-3 **Lab ID: 256519006** Collected: 02/07/11 13:30 Received: 02/08/11 10:20 Matrix: Solid

Results reported on a "dry-weight" basis

Parameters	Results	Units	Report Limit	DF	Prepared	Analyzed	CAS No.	Qual
6020 MET ICPMS	Analytical Method: EPA 6020							
Arsenic	**5.8**	mg/kg	0.42	20	02/16/11 15:27	02/18/11 07:05	7440-38-2	
Cadmium	**0.19**	mg/kg	0.067	20	02/16/11 15:27	02/18/11 07:05	7440-43-9	
Copper	**28.1**	mg/kg	0.42	20	02/16/11 15:27	02/18/11 07:05	7440-50-8	
Lead	**32.3**	mg/kg	0.42	20	02/16/11 15:27	02/18/11 07:05	7439-92-1	
Nickel	**33.1**	mg/kg	0.42	20	02/16/11 15:27	02/18/11 07:05	7440-02-0	

Sample: SPL-24-1 **Lab ID: 256519007** Collected: 02/07/11 14:00 Received: 02/08/11 10:20 Matrix: Solid

Results reported on a "dry-weight" basis

Parameters	Results	Units	Report Limit	DF	Prepared	Analyzed	CAS No.	Qual
6020 MET ICPMS	Analytical Method: EPA 6020							
Arsenic	**4.5**	mg/kg	0.40	20	02/16/11 15:27	02/18/11 07:10	7440-38-2	
Cadmium	**0.17**	mg/kg	0.064	20	02/16/11 15:27	02/18/11 07:10	7440-43-9	
Copper	**23.0**	mg/kg	0.40	20	02/16/11 15:27	02/18/11 07:10	7440-50-8	
Lead	**11.1**	mg/kg	0.40	20	02/16/11 15:27	02/18/11 07:10	7439-92-1	
Nickel	**27.0**	mg/kg	0.40	20	02/16/11 15:27	02/18/11 07:10	7440-02-0	

Sample: SPL-24-2 **Lab ID: 256519008** Collected: 02/07/11 14:15 Received: 02/08/11 10:20 Matrix: Solid

Results reported on a "dry-weight" basis

Parameters	Results	Units	Report Limit	DF	Prepared	Analyzed	CAS No.	Qual
6020 MET ICPMS	Analytical Method: EPA 6020							
Arsenic	**9.3**	mg/kg	0.45	20	02/16/11 15:27	02/18/11 07:14	7440-38-2	
Cadmium	**0.13**	mg/kg	0.073	20	02/16/11 15:27	02/18/11 07:14	7440-43-9	
Copper	**23.7**	mg/kg	0.45	20	02/16/11 15:27	02/18/11 07:14	7440-50-8	
Lead	**11.9**	mg/kg	0.45	20	02/16/11 15:27	02/18/11 07:14	7439-92-1	
Nickel	**27.6**	mg/kg	0.45	20	02/16/11 15:27	02/18/11 07:14	7440-02-0	

This report shall not be reproduced, except in full,
without the written consent of Pace Analytical Services, Inc..

Pace Analytical Services, Inc.
940 South Harney
Seattle, WA 98108
(206)767-5060

ANALYTICAL RESULTS

Project: East Bay Redevelopment 138130
Pace Project No.: 256519

Sample: SPL-24-3 **Lab ID: 256519009** Collected: 02/07/11 14:30 Received: 02/08/11 10:20 Matrix: Solid

Results reported on a "dry-weight" basis

Parameters	Results	Units	Report Limit	DF	Prepared	Analyzed	CAS No.	Qual
6020 MET ICPMS	Analytical Method: EPA 6020							
Arsenic	**6.2**	mg/kg	0.47	20	02/16/11 15:27	02/18/11 07:19	7440-38-2	
Cadmium	**0.10**	mg/kg	0.075	20	02/16/11 15:27	02/18/11 07:19	7440-43-9	
Copper	**25.1**	mg/kg	0.47	20	02/16/11 15:27	02/18/11 07:19	7440-50-8	
Lead	**11.0**	mg/kg	0.47	20	02/16/11 15:27	02/18/11 07:19	7439-92-1	
Nickel	**27.4**	mg/kg	0.47	20	02/16/11 15:27	02/18/11 07:19	7440-02-0	

Sample: SPL-24-4 **Lab ID: 256519010** Collected: 02/07/11 13:45 Received: 02/08/11 10:20 Matrix: Solid

Results reported on a "dry-weight" basis

Parameters	Results	Units	Report Limit	DF	Prepared	Analyzed	CAS No.	Qual
6020 MET ICPMS	Analytical Method: EPA 6020							
Arsenic	**5.6**	mg/kg	0.48	20	02/16/11 15:27	02/18/11 07:23	7440-38-2	
Cadmium	**0.12**	mg/kg	0.077	20	02/16/11 15:27	02/18/11 07:23	7440-43-9	
Copper	**26.0**	mg/kg	0.48	20	02/16/11 15:27	02/18/11 07:23	7440-50-8	
Lead	**13.0**	mg/kg	0.48	20	02/16/11 15:27	02/18/11 07:23	7439-92-1	
Nickel	**39.1**	mg/kg	0.48	20	02/16/11 15:27	02/18/11 07:23	7440-02-0	

This report shall not be reproduced, except in full,
without the written consent of Pace Analytical Services, Inc..

Pace Analytical Services, Inc.
940 South Harney
Seattle, WA 98108
(206)767-5060

QUALITY CONTROL DATA

Project: East Bay Redevelopment 138130
Pace Project No.: 256519

QC Batch: ICPM/24744 Analysis Method: EPA 6020
QC Batch Method: EPA 6020 Analysis Description: 6020 MET
Associated Lab Samples: 256519001, 256519002, 256519003, 256519004, 256519005, 256519006, 256519007, 256519008, 256519009, 256519010

METHOD BLANK: 931564 Matrix: Solid
Associated Lab Samples: 256519001, 256519002, 256519003, 256519004, 256519005, 256519006, 256519007, 256519008, 256519009, 256519010

Parameter	Units	Blank Result	Reporting Limit	Analyzed	Qualifiers
Arsenic	mg/kg	ND	0.43	02/18/11 06:11	
Cadmium	mg/kg	ND	0.070	02/18/11 06:11	
Copper	mg/kg	ND	0.43	02/18/11 06:11	
Lead	mg/kg	ND	0.43	02/18/11 06:11	
Nickel	mg/kg	ND	0.43	02/18/11 06:11	

LABORATORY CONTROL SAMPLE: 931565

Parameter	Units	Spike Conc.	LCS Result	LCS % Rec	% Rec Limits	Qualifiers
Arsenic	mg/kg	18	18.0	100	75-125	
Cadmium	mg/kg	18	19.1	106	75-125	
Copper	mg/kg	18	19.0	105	75-125	
Lead	mg/kg	18	19.5	108	75-125	
Nickel	mg/kg	18	19.7	109	75-125	

MATRIX SPIKE & MATRIX SPIKE DUPLICATE: 931566 931567

Parameter	Units	256519001 Result	MS Spike Conc.	MSD Spike Conc.	MS Result	MSD Result	MS % Rec	MSD % Rec	% Rec Limits	RPD	Qual
Arsenic	mg/kg	3.1	17.2	17.4	19.9	20.1	97	98	75-125	.9	
Cadmium	mg/kg	0.074	17.2	17.4	19.0	18.8	110	107	75-125	1	
Copper	mg/kg	15.3	17.2	17.4	37.1	37.7	126	129	75-125	2	M1
Lead	mg/kg	4.5	17.2	17.4	24.3	24.7	115	116	75-125	1	
Nickel	mg/kg	23.0	17.2	17.4	43.3	39.5	117	95	75-125	9	

This report shall not be reproduced, except in full,
without the written consent of Pace Analytical Services, Inc..

Pace Analytical Services, Inc.
940 South Harney
Seattle, WA 98108
(206)767-5060

QUALIFIERS

Project: East Bay Redevelopment 138130
Pace Project No.: 256519

DEFINITIONS

DF - Dilution Factor, if reported, represents the factor applied to the reported data due to changes in sample preparation, dilution of the sample aliquot, or moisture content.

ND - Not Detected at or above adjusted reporting limit.

J - Estimated concentration above the adjusted method detection limit and below the adjusted reporting limit.

MDL - Adjusted Method Detection Limit.

S - Surrogate

1,2-Diphenylhydrazine (8270 listed analyte) decomposes to Azobenzene.

Consistent with EPA guidelines, unrounded data are displayed and have been used to calculate % recovery and RPD values.

LCS(D) - Laboratory Control Sample (Duplicate)

MS(D) - Matrix Spike (Duplicate)

DUP - Sample Duplicate

RPD - Relative Percent Difference

NC - Not Calculable.

SG - Silica Gel Clean-Up

N-Nitrosodiphenylamine decomposes and cannot be separated from Diphenylamine using Method 8270. The result reported for each analyte is a combined concentration.

Pace Analytical is NELAP accredited. Contact your Pace PM for the current list of accredited analytes.

LABORATORIES

PASI-M	Pace Analytical Services - Minneapolis

ANALYTE QUALIFIERS

M1	Matrix spike recovery exceeded QC limits. Batch accepted based on laboratory control sample (LCS) recovery.

This report shall not be reproduced, except in full,
without the written consent of Pace Analytical Services, Inc..

Pace Analytical Services, Inc.
940 South Harney
Seattle, WA 98108
(206)767-5060

QUALITY CONTROL DATA CROSS REFERENCE TABLE

Project: East Bay Redevelopment 138130
Pace Project No.: 256519

Lab ID	Sample ID	QC Batch Method	QC Batch	Analytical Method	Analytical Batch
256519001	**SPL-22-1**	EPA 6020	ICPM/24744	EPA 6020	ICPM/10076
256519002	**SPL-22-2**	EPA 6020	ICPM/24744	EPA 6020	ICPM/10076
256519003	**SPL-22-3**	EPA 6020	ICPM/24744	EPA 6020	ICPM/10076
256519004	**SPL-23-1**	EPA 6020	ICPM/24744	EPA 6020	ICPM/10076
256519005	**SPL-23-2**	EPA 6020	ICPM/24744	EPA 6020	ICPM/10076
256519006	**SPL-23-3**	EPA 6020	ICPM/24744	EPA 6020	ICPM/10076
256519007	**SPL-24-1**	EPA 6020	ICPM/24744	EPA 6020	ICPM/10076
256519008	**SPL-24-2**	EPA 6020	ICPM/24744	EPA 6020	ICPM/10076
256519009	**SPL-24-3**	EPA 6020	ICPM/24744	EPA 6020	ICPM/10076
256519010	**SPL-24-4**	EPA 6020	ICPM/24744	EPA 6020	ICPM/10076

This report shall not be reproduced, except in full,
without the written consent of Pace Analytical Services, Inc..

Pace Analytical
www.pacelabs.com

CHAIN-OF-CUSTODY / Analytical Request Document

The Chain-of-Custody is a LEGAL DOCUMENT. All relevant fields must be completed accurately.

256519

Page: 1 of 1

1446264

Section A Required Client Information:

Company: BROWN AND CALDWELL
Address: 724 COLUMBUS NW #420
OLYMPIA, WA 98501
Email To: jturk@brwncald.com
Phone: 360-943-7525 Fax:
Requested Due Date/TAT:

Section B Required Project Information:

Report To: JON TURK
Copy To: JOSH JOHNSON
Purchase Order No.:
Project Name: EAST BAY REDEVELOPMENT
Project Number: 138130

Section C Invoice Information:

Attention: JON TURK
Company Name:
Address:
Pace Quote Reference:
Pace Project Manager:
Pace Profile #:

REGULATORY AGENCY

☐ NPDES ☐ GROUND WATER ☐ DRINKING WATER
☐ UST ☐ RCRA ☒ OTHER ECY

Site Location STATE: WA

Section D Required Client Information

SAMPLE ID (A-Z, 0-9 / ,-) Sample IDs MUST BE UNIQUE

Matrix Codes — MATRIX / CODE: Drinking Water DW; Water WT; Waste Water WW; Product P; Soil/Solid SL; Oil OL; Wipe WP; Air AR; Tissue TS; Other OT

Requested Analysis Filtered (Y/N)

ITEM #	SAMPLE ID	MATRIX CODE (see valid codes to left)	SAMPLE TYPE (G=GRAB C=COMP)	COLLECTED: COMPOSITE START DATE	COMPOSITE START TIME	COMPOSITE END/GRAB DATE	COMPOSITE END/GRAB TIME	SAMPLE TEMP AT COLLECTION	# OF CONTAINERS	Preservatives: Unpreserved	H_2SO_4	HNO_3	HCl	NaOH	$Na_2S_2O_3$	Methanol	Other	Analysis Test Y/N	TPH-HD, TPH-D	DIOXIN, FURAN	CPAH, NAPTHALENE	Ca, Cu, Pb, As, Ni	BTEX, TPH-G										Residual Chlorine (Y/N)	Pace Project No./ Lab I.D.
																		Y/N	SG				SG										
1	SPL-22-1	SL	G			02-07-11	12:15		7	X						X	X		X	X	X	X	X									
2	SPL-22-2						12:30																									
3	SPL-22-3						12:44																									
4	SPL-23-1						13:00																									
5	SPL-23-2						13:15																									
6	SPL-23-3						13:30																									
7	SPL-24-1						14:00																									
8	SPL-24-2						14:15																									
9	SPL-24-3						14:30																									
10	SPL-24-4						13:45																									
11	TB-020711	WT							3							X	X															
12																																

ADDITIONAL COMMENTS	RELINQUISHED BY / AFFILIATION	DATE	TIME	ACCEPTED BY / AFFILIATION	DATE	TIME	SAMPLE CONDITIONS: Temp in °C	Received on Ice (Y/N)	Custody Sealed Cooler (Y/N)	Samples Intact (Y/N)
temp blank included	Ada Hamilton / BC	02-08-11	10:20	~~custody seal - courier~~						
				Jenny Cross / Pace	2/8/11	10:20	4.0	Y	N	Y

ORIGINAL

SAMPLER NAME AND SIGNATURE

PRINT Name of SAMPLER: ADA HAMILTON

SIGNATURE of SAMPLER: Ada Hamilton DATE Signed (MM/DD/YY): 02/07/11

*Important Note: By signing this form you are accepting Pace's NET 30 day payment terms and agreeing to late charges of 1.5% per month for any invoices not paid within 30 days.

Sample Container Count

CLIENT: Brown and Caldwell

Pace Analytical
www.pacelabs.com

256519

COC PAGE 1 of 1
COC ID# 1446264

Sample Line Item	VG9H	AG1H	AG1U	BG1H	BP1U	BP2U	BP3U	BP2N	BP2S	WGFU	WGKU				Comments
1										2					
2															
3															
4															
5															
6															
7															
8															
9															
10										2					
11															
12															Trip Blank? No

AG1H	1 liter HCL amber glass		BP2S	500mL H2SO4 plastic	JGFU	4oz unpreserved amber wide
AG1U	1liter unpreserved amber glass		BP2U	500mL unpreserved plastic	R	terra core kit
AG2S	500mL H2SO4 amber glass		BP2Z	500mL NaOH, Zn Ac	U	Summa Can
AG2U	500mL unpreserved amber glass		BP3C	250mL NaOH plastic	VG9H	40mL HCL clear vial
AG3S	250mL H2SO4 amber glass		BP3N	250mL HNO3 plastic	VG9T	40mL Na Thio. clear vial
BG1H	1 liter HCL clear glass		BP3S	250mL H2SO4 plastic	VG9U	40mL unpreserved clear vial
BG1U	1 liter unpreserved glass		BP3U	250mL unpreserved plastic	VG9W	40mL glass vial preweighted (EPA 5035)
BP1N	1 liter HNO3 plastic		DG9B	40mL Na Bisulfate amber vial	VSG	Headspace septa vial & HCL
BP1S	1 liter H2SO4 plastic		DG9H	40mL HCL amber voa vial	WGFU	4oz clear soil jar
BP1U	1 liter unpreserved plastic		DG9M	40mL MeOH clear vial	WGFX	4oz wide jar w/hexane wipe
BP1Z	1 liter NaOH, Zn, Ac		DG9T	40mL Na Thio amber vial	ZPLC	Ziploc Bag
BP2N	500mL HNO3 plastic		DG9U	40mL unpreserved amber vial		
BP2O	500mL NaOH plastic			Wipe/Swab		

Sample Condition Upon Receipt

Pace Analytical

Client Name: Brown and Caldwell Project # 256519

Courier: ☐ Fed Ex ☐ UPS ☐ USPS ☑ Client ☐ Commercial ☐ Pace Other _____

Tracking #: _____

Custody Seal on Cooler/Box Present: ☐ Yes ☑ No Seals intact: ☐ Yes ☐ No

Packing Material: ☐ Bubble Wrap ☑ Bubble Bags ☐ None ☐ Other _____ Temp. Blank (Yes) ____ No ____

Thermometer Used NJ3 132013 or 101701962 or 126099 **Type of Ice:** (Wet) Blue None ☐ Samples on ice, cooling process has begun

Cooler Temperature 4.0 **Biological Tissue is Frozen:** Yes No

Temp should be above freezing ≤ 6°C

Date and Initials of person examining contents: NJ3 2/8/11

Comments:

Chain of Custody Present:	☑Yes	☐No	☐N/A	1.
Chain of Custody Filled Out:	☑Yes	☐No	☐N/A	2.
Chain of Custody Relinquished:	☑Yes	☐No	☐N/A	3.
Sampler Name & Signature on COC:	☑Yes	☐No	☐N/A	4.
Samples Arrived within Hold Time:	☑Yes	☐No	☐N/A	5.
Short Hold Time Analysis (<72hr):	☐Yes	☑No	☐N/A	6.
Rush Turn Around Time Requested:	☐Yes	☑No	☐N/A	7.
Sufficient Volume:	☑Yes	☐No	☐N/A	8.
Correct Containers Used:	☑Yes	☐No	☐N/A	9.
-Pace Containers Used:	☑Yes	☐No	☐N/A	
Containers Intact:	☑Yes	☐No	☐N/A	10.
Filtered volume received for Dissolved tests	☐Yes	☐No	☑N/A	11.
Sample Labels match COC:	☑Yes	☐No	☐N/A	12.
-Includes date/time/ID/Analysis Matrix: Soil				
All containers needing preservation have been checked.	☐Yes	☐No	☑N/A	13.
All containers needing preservation are found to be in compliance with EPA recommendation.	☐Yes	☐No	☑N/A	
Exceptions: VOA, coliform, TOC, O&G				Initial when completed / Lot # of added preservative
Samples checked for dechlorination:	☐Yes	☐No	☑N/A	14.
Headspace in VOA Vials (>6mm):	☐Yes	☐No	☑N/A	15.
Trip Blanks Present:	☐Yes	☐No	☐N/A	16.
Trip Blank Custody Seals Present	☐Yes	☐No	☐N/A	
Pace Trip Blank Lot # (if purchased):				

Client Notification/ Resolution: Field Data Required? Y / N

Person Contacted: _____ Date/Time: _____

Comments/ Resolution: _____

Project Manager Review: JENNI GROSS **Date:** 2/8/11

Note: Whenever there is a discrepancy affecting North Carolina compliance samples, a copy of this form will be sent to the North Carolina DEHNR Certification Office (i.e out of hold, incorrect preservative, out of temp, incorrect containers)

Pace Analytical™

www.pacelabs.com

Pace Analytical Services, Inc.
1700 Elm Street
Minneapolis, MN 55414
Phone: 612.607.1700
Fax: 612.607.6444

Report Prepared for:

Jennifer Gross
PASI Seattle
940 S. Harney Street
Seattle WA 98108

REPORT OF LABORATORY ANALYSIS FOR PCDD/PCDF

Report Information:

Pace Project #: 10149094
Sample Receipt Date: 02/09/2011
Client Project #: 256519
Client Sub PO #: N/A
State Cert #: C755

Invoicing & Reporting Options:

The report provided has been invoiced as a Level 2 PCDD/PCDF Report. If an upgrade of this report package is requested, an additional charge may be applied.

Please review the attached invoice for accuracy and forward any questions to Nate Habte, your Pace Project Manager.

This report has been reviewed by:

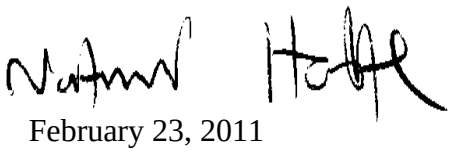

February 23, 2011

Nate Habte, Project Manager
(612) 607-6407
(612) 607-6444 (fax)
natnael.habte@pacelabs.com

ACCREDITED IN ACCORDANCE WITH nelac

Report Prepared Date:
February 23, 2011

Report of Laboratory Analysis

This report should not be reproduced, except in full, without the written consent of Pace Analytical Services, Inc.

The results relate only to the samples included in this report.

Pace Analytical Services, Inc.
1700 Elm Street
Minneapolis, MN 55414
Phone: 612.607.1700
Fax: 612.607.6444

DISCUSSION

This report presents the results from the analyses performed on ten samples submitted by a representative of Pace Analytical Services, Inc. The samples were analyzed for the presence or absence of polychlorodibenzo-p-dioxins (PCDDs) and polychlorodibenzofurans (PCDFs) using a modified version of USEPA Method 8290. Reporting limits were based on signal-to-noise measurements.

The recoveries of the isotopically-labeled PCDD/PCDF internal standards in the sample extracts ranged from 41-139%. With the exception of one low value, which was flagged "R" on the results table, the labeled standard recoveries obtained for this project were within the 40-135% target range specified in Method 8290. Also, since the quantification of the native 2,3,7,8-substituted congeners was based on isotope dilution, the data were automatically corrected for variation in recovery and accurate values were obtained.

In some cases, interfering substances impacted the determinations of PCDD or PCDF congeners; the affected values were flagged "I" where incorrect isotope ratios were obtained or "P" where polychlorinated diphenyl ethers were present. Values above the calibration range were flagged "E" and should be regarded as estimates.

A laboratory method blank was prepared and analyzed with the sample batch as part of our routine quality control procedures. The results show the blank to contain a trace level of OCDD. This was below the calibration range of the method. The OCDD levels reported for the field samples were higher than the OCDD level in the blank by one or more orders of magnitude. These results indicate that the sample processing steps did not contribute significantly to the levels reported for the field samples.

Laboratory and matrix spike samples were also prepared with the sample batch using clean sand or sample matrix that had been fortified with native standard materials. The results show that the spiked native compounds were generally recovered at 89-118%, with relative percent differences (RPDs) generally from 0.0-16.9%. The background-subtracted recovery values obtained for HpCDD and OCDD in the matrix spike and/or matrix spike duplicate samples were outside the 70-130% target range. Also, the RPD value for OCDD in the matrix spike samples was above the 20% target upper limit; this may indicate an elevated degree of variability for this congener in these determinations.

REPORT OF LABORATORY ANALYSIS

This report shall not be reproduced, except in full,
without the written consent of Pace Analytical Services, Inc.

Pace Analytical Services, Inc.
1700 Elm Street - Suite 200
Minneapolis, MN 55414

Tel: 612-607-1700
Fax: 612- 607-6444

Minnesota Laboratory Certifications

Authority	Certificate #	Authority	Certificate #
Alabama	40770	Montana	92
Alaska	MN00064	Nebraska	
Arizona	AZ0014	Nevada	MN000642010A
Arkansas	88-0680	New Jersey (NE	MN002
California	01155CA	New Mexico	MN00064
Colorado	MN00064	New York (NEL	11647
Connecticut	PH-0256	North Carolina	27700
EPA Region 5	WD-15J	North Dakota	R-036
EPA Region 8	8TMS-Q	Ohio	4150
Florida (NELAP	E87605	Ohio VAP	CL101
Georgia (DNR)	959	Oklahoma	D9922
Guam	09-019r	Oregon (ELAP)	MN200001-005
Hawaii	SLD	Oregon (OREL	MN200001-005
Idaho	MN00064	Pennsylvania	68-00563
Illinois	200012	Saipan	MP0003
Indiana	C-MN-01	South Carolina	74003001
Indiana	C-MN-01	Tennesee	2818
Iowa	368	Tennessee	02818
Kansas	E-10167	Texas	T104704192-08
Kentucky	90062	Utah (NELAP)	PAM
Louisiana	LA0900016	Virginia	00251
Maine	2007029	Washington	C755
Maryland	322	West Virginia	9952C
Michigan	9909	Wisconsin	999407970
Minnesota	027-053-137	Wyoming	8TMS-Q
Mississippi	MN00064		

REPORT OF LABORATORY ANALYSIS

This report shall not be reproduced, except in full,
without the written consent of Pace Analytical Services, Inc.

Appendix A

Sample Management

RUSH

Chain of Custody

10 Day Rush - Dioxins

10149094

Pace Analytical®
www.pacelabs.com

Workorder: 256519 **Workorder Name:** East Bay Redevelopment 138130 **Owner Received Date:** 2/8/2011 **Results Requested By:** ~~2/22/2011~~ 2/23/11

Report To	Subcontract To
Jennifer Gross Pace Analytical Services, Inc. 940 South Harney Seattle WA 98108 Phone (206)767-5060 Fax (206)767-5063	Pace Analytical Minnesota 1700 Elm Street Suite 200 Minneapolis, MN 55414 Phone (612)607-1700

Requested Analysis

Item	Sample ID	Sample Type	Collect Date/Time	Lab ID	Matrix	Preserved Containers: Unpreserved	Dioxin, Furans	Cu, Cd, Pb, Ni, As by 6020	Dry weight	LAB USE ONLY
1	SPL-22-1	PS	2/7/2011 12:15	256519001	Solid	2	X	X	X	
2	SPL-22-2	PS	2/7/2011 12:30	256519002	Solid	2	X	X	X	
3	SPL-22-3	PS	2/7/2011 12:44	256519003	Solid	2	X	X	X	
4	SPL-23-1	PS	2/7/2011 13:00	256519004	Solid	2	X	X	X	
5	SPL-23-2	PS	2/7/2011 13:15	256519005	Solid	2	X	X	X	
6	SPL-23-3	PS	2/7/2011 13:30	256519006	Solid	2	X	X	X	
7	SPL-24-1	PS	2/7/2011 14:00	256519007	Solid	2	X	X	X	
8	SPL-24-2	PS	2/7/2011 14:15	256519008	Solid	2	X	X	X	
9	SPL-24-3	PS	2/7/2011 14:30	256519009	Solid	2	X	X	X	
10	SPL-24-4	PS	2/7/2011 13:45	256519010	Solid	2	X	X	X	

Transfers	Released By	Date/Time	Received By	Date/Time
1	NJ 2/8/11 Jyothi Sway	2/8/11 1430	Shannon Jones/Pace	2-9-11 0955
2				
3				

Comments

Due 2/23/11
10 Day Rush - Dioxins

Cooler Temperature on Receipt 2.7 °C | Custody Seal Y or N | Received on Ice Y or N | Samples Intact Y or N

Tuesday, February 08, 2011 11:57:24 AM

FMT-ALL-C-002rev.00 24March2009

Sample Condition Upon Receipt

Pace Analytical

Client Name: Pace WA **Project #** 10149094

Courier: [X] Fed Ex [ ] UPS [ ] USPS [ ] Client [ ] Commercial [ ] Pace Other _____

Tracking #: 7967 4150 8249

Optional: Proj. Due Date: Proj. Name:

Custody Seal on Cooler/Box Present: [X] yes [ ] no Seals intact: [X] yes [ ] no

Packing Material: [X] Bubble Wrap [X] Bubble Bags [ ] None [ ] Other _____ Temp Blank: Yes [X] No _____

Thermometer Used 80344042 or 179426 **Type of Ice:** (Wet) Blue None [ ] Samples on ice, cooling process has begun

Cooler Temperature 2.7° **Biological Tissue is Frozen:** Yes No

Temp should be above freezing to 6°C

Date and Initials of person examining contents: DB 2-9-11

Comments:

Chain of Custody Present:	[X]Yes [ ]No [ ]N/A	1.
Chain of Custody Filled Out:	[X]Yes [ ]No [ ]N/A	2.
Chain of Custody Relinquished:	[X]Yes [ ]No [ ]N/A	3.
Sampler Name & Signature on COC:	[ ]Yes [X]No [ ]N/A	4.
Samples Arrived within Hold Time:	[X]Yes [ ]No [ ]N/A	5.
Short Hold Time Analysis (<72hr):	[ ]Yes [X]No [ ]N/A	6.
Rush Turn Around Time Requested:	[X]Yes [ ]No [ ]N/A	7.
Sufficient Volume:	[X]Yes [ ]No [ ]N/A	8.
Correct Containers Used:	[X]Yes [ ]No [ ]N/A	9.
-Pace Containers Used:	[X]Yes [ ]No [ ]N/A	
Containers Intact:	[X]Yes [ ]No [ ]N/A	10.
Filtered volume received for Dissolved tests	[ ]Yes [ ]No [X]N/A	11.
Sample Labels match COC:	[X]Yes [ ]No [ ]N/A	12.
-Includes date/time/ID/Analysis Matrix: SL		
All containers needing acid/base preservation have been checked. Noncompliance are noted in 13.	[ ]Yes [ ]No [X]N/A	13. [ ] HNO3 [ ] H2SO4 [ ] NaOH [ ] HCl
All containers needing preservation are found to be in compliance with EPA recommendation.	[ ]Yes [ ]No [X]N/A	Samp #
Exceptions: VOA,Coliform, TOC, Oil and Grease, WI-DRO (water)	[ ]Yes [X]No	Initial when completed / Lot # of added preservative
Samples checked for dechlorination:	[ ]Yes [ ]No [X]N/A	14.
Headspace in VOA Vials (>6mm):	[ ]Yes [ ]No [X]N/A	15.
Trip Blank Present:	[ ]Yes [X]No [ ]N/A	16.
Trip Blank Custody Seals Present	[ ]Yes [ ]No [X]N/A	
Pace Trip Blank Lot # (if purchased): _____		

Client Notification/ Resolution: Field Data Required? Y / N

Person Contacted: _____ Date/Time: _____

Comments/ Resolution: _____

Project Manager Review: [signature] **Date:** 2/9/11

Note: Whenever there is a discrepancy affecting North Carolina compliance samples, a copy of this form will be sent to the North Carolina DENR.

Pace Analytical Services, Inc.
1700 Elm Street - Suite 200
Minneapolis, MN 55414

Tel: 612-607-1700
Fax: 612- 607-6444

Reporting Flags

A = Reporting Limit based on signal to noise

B = Less than 10x higher than method blank level

C = Result obtained from confirmation analysis

D = Result obtained from analysis of diluted sample

E = Exceeds calibration range

I = Interference present

J = Estimated value

Nn = Value obtained from additional analysis

P = PCDE Interference

R = Recovery outside target range

S = Peak saturated

U = Analyte not detected

V = Result verified by confirmation analysis

X = %D Exceeds limits

Y = Calculated using average of daily RFs

* = See Discussion

This report shall not be reproduced, except in full,
without the written consent of Pace Analytical Services, Inc.

Appendix B

Sample Analysis Summary

Pace Analytical Services, Inc.
1700 Elm Street - Suite 200
Minneapolis, MN 55414

Tel: 612-607-1700
Fax: 612- 607-6444

Method 8290 Sample Analysis Results

Client - PASI Seattle

Client's Sample ID	SPL-22-1		
Lab Sample ID	256519001		
Filename	F110216C_05		
Injected By	BAL		
Total Amount Extracted	11.3 g	Matrix	Solid
% Moisture	8.8	Dilution	NA
Dry Weight Extracted	10.3 g	Collected	02/07/2011 12:15
ICAL ID	F101206	Received	02/09/2011 09:55
CCal Filename(s)	F110216B_13 & F110216C_16	Extracted	02/14/2011 18:45
Method Blank ID	BLANK-27881	Analyzed	02/17/2011 00:02

Native Isomers	Conc ng/Kg	EMPC ng/Kg	RL ng/Kg		Internal Standards	ng's Added	Percent Recovery
2,3,7,8-TCDF	0.90	-----	0.21	JY	2,3,7,8-TCDF-13C	2.00	67
Total TCDF	12.00	-----	0.21	Y	2,3,7,8-TCDD-13C	2.00	85
					1,2,3,7,8-PeCDF-13C	2.00	73
2,3,7,8-TCDD	0.37	-----	0.13	J	2,3,4,7,8-PeCDF-13C	2.00	71
Total TCDD	16.00	-----	0.13		1,2,3,7,8-PeCDD-13C	2.00	83
					1,2,3,4,7,8-HxCDF-13C	2.00	79
1,2,3,7,8-PeCDF	0.75	-----	0.29	J	1,2,3,6,7,8-HxCDF-13C	2.00	78
2,3,4,7,8-PeCDF	2.30	-----	0.16	J	2,3,4,6,7,8-HxCDF-13C	2.00	77
Total PeCDF	24.00	-----	0.22		1,2,3,7,8,9-HxCDF-13C	2.00	75
					1,2,3,4,7,8-HxCDD-13C	2.00	91
1,2,3,7,8-PeCDD	2.90	-----	0.16	J	1,2,3,6,7,8-HxCDD-13C	2.00	82
Total PeCDD	24.00	-----	0.16		1,2,3,4,6,7,8-HpCDF-13C	2.00	73
					1,2,3,4,7,8,9-HpCDF-13C	2.00	68
1,2,3,4,7,8-HxCDF	7.80	-----	0.22		1,2,3,4,6,7,8-HpCDD-13C	2.00	82
1,2,3,6,7,8-HxCDF	2.00	-----	0.20	J	OCDD-13C	4.00	72
2,3,4,6,7,8-HxCDF	2.30	-----	0.13	J			
1,2,3,7,8,9-HxCDF	-----	1.5	0.16	I	1,2,3,4-TCDD-13C	2.00	NA
Total HxCDF	36.00	-----	0.18		1,2,3,7,8,9-HxCDD-13C	2.00	NA
1,2,3,4,7,8-HxCDD	3.60	-----	0.31	J	2,3,7,8-TCDD-37Cl4	0.20	75
1,2,3,6,7,8-HxCDD	14.00	-----	0.41				
1,2,3,7,8,9-HxCDD	8.30	-----	0.48				
Total HxCDD	100.00	-----	0.40				
1,2,3,4,6,7,8-HpCDF	48.00	-----	0.29		Total 2,3,7,8-TCDD		
1,2,3,4,7,8,9-HpCDF	3.70	-----	0.39	J	Equivalence: 15 ng/Kg		
Total HpCDF	170.00	-----	0.34		(Using 2005 WHO Factors - Using PRL/2 where ND)		
1,2,3,4,6,7,8-HpCDD	470.00	-----	1.20				
Total HpCDD	1000.00	-----	1.20				
OCDF	190.00	-----	0.92				
OCDD	6500.00	-----	5.10	E			

Conc = Concentration (Totals include 2,3,7,8-substituted isomers).
EMPC = Estimated Maximum Possible Concentration
RL = Reporting Limit.

ND = Not Detected
NA = Not Applicable
NC = Not Calculated

Results reported on a dry weight basis and are valid to no more than 2 significant figures.
J = Estimated value
E = Exceeds calibration range
I = Interference present
Y = Calculated using average of daily RFs

REPORT OF LABORATORY ANALYSIS

This report shall not be reproduced, except in full,
without the written consent of Pace Analytical Services, Inc.

Pace Analytical Services, Inc.
1700 Elm Street - Suite 200
Minneapolis, MN 55414

Tel: 612-607-1700
Fax: 612- 607-6444

Method 8290 Sample Analysis Results

Client - PASI Seattle

Client's Sample ID	SPL-22-2		
Lab Sample ID	256519002		
Filename	P110216A_14		
Injected By	BAL		
Total Amount Extracted	11.4 g	Matrix	Solid
% Moisture	9.0	Dilution	NA
Dry Weight Extracted	10.4 g	Collected	02/07/2011 12:30
ICAL ID	P110216	Received	02/09/2011 09:55
CCal Filename(s)	P110216A_09 & P110216A_24	Extracted	02/14/2011 18:45
Method Blank ID	BLANK-27881	Analyzed	02/17/2011 01:04

Native Isomers	Conc ng/Kg	EMPC ng/Kg	RL ng/Kg		Internal Standards	ng's Added	Percent Recovery
2,3,7,8-TCDF	0.92	-----	0.23	J	2,3,7,8-TCDF-13C	2.00	67
Total TCDF	14.00	-----	0.23		2,3,7,8-TCDD-13C	2.00	79
					1,2,3,7,8-PeCDF-13C	2.00	71
2,3,7,8-TCDD	0.33	-----	0.15	J	2,3,4,7,8-PeCDF-13C	2.00	65
Total TCDD	16.00	-----	0.15		1,2,3,7,8-PeCDD-13C	2.00	73
					1,2,3,4,7,8-HxCDF-13C	2.00	135
1,2,3,7,8-PeCDF	1.20	-----	0.26	J	1,2,3,6,7,8-HxCDF-13C	2.00	121
2,3,4,7,8-PeCDF	4.10	-----	0.12	J	2,3,4,6,7,8-HxCDF-13C	2.00	114
Total PeCDF	32.00	-----	0.19		1,2,3,7,8,9-HxCDF-13C	2.00	97
					1,2,3,4,7,8-HxCDD-13C	2.00	139 R
1,2,3,7,8-PeCDD	1.50	-----	0.35	J	1,2,3,6,7,8-HxCDD-13C	2.00	123
Total PeCDD	28.00	-----	0.35		1,2,3,4,6,7,8-HpCDF-13C	2.00	96
					1,2,3,4,7,8,9-HpCDF-13C	2.00	99
1,2,3,4,7,8-HxCDF	9.90	-----	0.38		1,2,3,4,6,7,8-HpCDD-13C	2.00	71
1,2,3,6,7,8-HxCDF	-----	9.0	0.51	P	OCDD-13C	4.00	104
2,3,4,6,7,8-HxCDF	4.30	-----	0.32	J			
1,2,3,7,8,9-HxCDF	2.20	-----	0.43	J	1,2,3,4-TCDD-13C	2.00	NA
Total HxCDF	120.00	-----	0.41		1,2,3,7,8,9-HxCDD-13C	2.00	NA
1,2,3,4,7,8-HxCDD	3.30	-----	0.48	J	2,3,7,8-TCDD-37Cl4	0.20	78
1,2,3,6,7,8-HxCDD	7.60	-----	0.43				
1,2,3,7,8,9-HxCDD	2.10	-----	0.39	J			
Total HxCDD	72.00	-----	0.43				
1,2,3,4,6,7,8-HpCDF	58.00	-----	0.58		Total 2,3,7,8-TCDD		
1,2,3,4,7,8,9-HpCDF	5.20	-----	0.66		Equivalence: 9.6 ng/Kg		
Total HpCDF	240.00	-----	0.62		(Using 2005 WHO Factors - Using PRL/2 where ND)		
1,2,3,4,6,7,8-HpCDD	200.00	-----	2.20				
Total HpCDD	470.00	-----	2.20				
OCDF	280.00	-----	0.89				
OCDD	2300.00	-----	2.50				

Conc = Concentration (Totals include 2,3,7,8-substituted isomers).
EMPC = Estimated Maximum Possible Concentration
RL = Reporting Limit.
ND = Not Detected
NA = Not Applicable
NC = Not Calculated

Results reported on a dry weight basis and are valid to no more than 2 significant figures.
J = Estimated value
R = Recovery outside target range
P = PCDE Interference

REPORT OF LABORATORY ANALYSIS

This report shall not be reproduced, except in full,
without the written consent of Pace Analytical Services, Inc.

Pace Analytical Services, Inc.
1700 Elm Street - Suite 200
Minneapolis, MN 55414

Tel: 612-607-1700
Fax: 612- 607-6444

Method 8290 Sample Analysis Results

Client - PASI Seattle

Client's Sample ID	SPL-22-3		
Lab Sample ID	256519003		
Filename	P110216A_15		
Injected By	BAL		
Total Amount Extracted	11.3 g	Matrix	Solid
% Moisture	8.3	Dilution	NA
Dry Weight Extracted	10.4 g	Collected	02/07/2011 12:44
ICAL ID	P110216	Received	02/09/2011 09:55
CCal Filename(s)	P110216A_09 & P110216A_24	Extracted	02/14/2011 18:45
Method Blank ID	BLANK-27881	Analyzed	02/17/2011 01:52

Native Isomers	Conc ng/Kg	EMPC ng/Kg	RL ng/Kg		Internal Standards	ng's Added	Percent Recovery
2,3,7,8-TCDF	1.60	-----	0.16		2,3,7,8-TCDF-13C	2.00	72
Total TCDF	23.00	-----	0.16		2,3,7,8-TCDD-13C	2.00	80
					1,2,3,7,8-PeCDF-13C	2.00	74
2,3,7,8-TCDD	0.64	-----	0.35	J	2,3,4,7,8-PeCDF-13C	2.00	75
Total TCDD	28.00	-----	0.35		1,2,3,7,8-PeCDD-13C	2.00	82
					1,2,3,4,7,8-HxCDF-13C	2.00	84
1,2,3,7,8-PeCDF	2.00	-----	0.29	J	1,2,3,6,7,8-HxCDF-13C	2.00	77
2,3,4,7,8-PeCDF	5.00	-----	0.21		2,3,4,6,7,8-HxCDF-13C	2.00	77
Total PeCDF	43.00	-----	0.25		1,2,3,7,8,9-HxCDF-13C	2.00	75
					1,2,3,4,7,8-HxCDD-13C	2.00	84
1,2,3,7,8-PeCDD	3.40	-----	0.31	J	1,2,3,6,7,8-HxCDD-13C	2.00	79
Total PeCDD	43.00	-----	0.31		1,2,3,4,6,7,8-HpCDF-13C	2.00	68
					1,2,3,4,7,8,9-HpCDF-13C	2.00	72
1,2,3,4,7,8-HxCDF	11.00	-----	0.38		1,2,3,4,6,7,8-HpCDD-13C	2.00	75
1,2,3,6,7,8-HxCDF	-----	9.6	0.37	P	OCDD-13C	4.00	79
2,3,4,6,7,8-HxCDF	5.40	-----	0.43				
1,2,3,7,8,9-HxCDF	3.10	-----	0.38	J	1,2,3,4-TCDD-13C	2.00	NA
Total HxCDF	160.00	-----	0.39		1,2,3,7,8,9-HxCDD-13C	2.00	NA
1,2,3,4,7,8-HxCDD	7.00	-----	0.48		2,3,7,8-TCDD-37Cl4	0.20	81
1,2,3,6,7,8-HxCDD	22.00	-----	0.47				
1,2,3,7,8,9-HxCDD	13.00	-----	0.38				
Total HxCDD	180.00	-----	0.44				
1,2,3,4,6,7,8-HpCDF	88.00	-----	0.54		Total 2,3,7,8-TCDD		
1,2,3,4,7,8,9-HpCDF	7.30	-----	0.47		Equivalence: 25 ng/Kg		
Total HpCDF	360.00	-----	0.51		(Using 2005 WHO Factors - Using PRL/2 where ND)		
1,2,3,4,6,7,8-HpCDD	850.00	-----	0.38				
Total HpCDD	1800.00	-----	0.38				
OCDF	380.00	-----	0.53				
OCDD	10000.00	-----	0.44	E			

Conc = Concentration (Totals include 2,3,7,8-substituted isomers).
EMPC = Estimated Maximum Possible Concentration
RL = Reporting Limit.

ND = Not Detected
NA = Not Applicable
NC = Not Calculated

Results reported on a dry weight basis and are valid to no more than 2 significant figures.
J = Estimated value
P = PCDE Interference
E = Exceeds calibration range

REPORT OF LABORATORY ANALYSIS

This report shall not be reproduced, except in full,
without the written consent of Pace Analytical Services, Inc.

Pace Analytical Services, Inc.
1700 Elm Street - Suite 200
Minneapolis, MN 55414

Tel: 612-607-1700
Fax: 612- 607-6444

Method 8290 Sample Analysis Results

Client - PASI Seattle

Client's Sample ID	SPL-23-1		
Lab Sample ID	256519004		
Filename	P110216A_16		
Injected By	BAL		
Total Amount Extracted	14.3 g	Matrix	Solid
% Moisture	22.3	Dilution	NA
Dry Weight Extracted	11.1 g	Collected	02/07/2011 13:00
ICAL ID	P110216	Received	02/09/2011 09:55
CCal Filename(s)	P110216A_09 & P110216A_24	Extracted	02/14/2011 18:45
Method Blank ID	BLANK-27881	Analyzed	02/17/2011 02:39

Native Isomers	Conc ng/Kg	EMPC ng/Kg	RL ng/Kg		Internal Standards	ng's Added	Percent Recovery
2,3,7,8-TCDF	1.10	-----	0.17		2,3,7,8-TCDF-13C	2.00	70
Total TCDF	17.00	-----	0.17		2,3,7,8-TCDD-13C	2.00	79
					1,2,3,7,8-PeCDF-13C	2.00	75
2,3,7,8-TCDD	0.31	-----	0.20	J	2,3,4,7,8-PeCDF-13C	2.00	76
Total TCDD	15.00	-----	0.20		1,2,3,7,8-PeCDD-13C	2.00	85
					1,2,3,4,7,8-HxCDF-13C	2.00	85
1,2,3,7,8-PeCDF	1.30	-----	0.24	J	1,2,3,6,7,8-HxCDF-13C	2.00	78
2,3,4,7,8-PeCDF	3.80	-----	0.25	J	2,3,4,6,7,8-HxCDF-13C	2.00	79
Total PeCDF	29.00	-----	0.25		1,2,3,7,8,9-HxCDF-13C	2.00	76
					1,2,3,4,7,8-HxCDD-13C	2.00	88
1,2,3,7,8-PeCDD	1.00	-----	0.26	J	1,2,3,6,7,8-HxCDD-13C	2.00	79
Total PeCDD	19.00	-----	0.26		1,2,3,4,6,7,8-HpCDF-13C	2.00	73
					1,2,3,4,7,8,9-HpCDF-13C	2.00	76
1,2,3,4,7,8-HxCDF	6.20	-----	0.26		1,2,3,4,6,7,8-HpCDD-13C	2.00	83
1,2,3,6,7,8-HxCDF	-----	5.8	0.29	P	OCDD-13C	4.00	76
2,3,4,6,7,8-HxCDF	3.40	-----	0.20	J			
1,2,3,7,8,9-HxCDF	1.50	-----	0.20	J	1,2,3,4-TCDD-13C	2.00	NA
Total HxCDF	75.00	-----	0.23		1,2,3,7,8,9-HxCDD-13C	2.00	NA
1,2,3,4,7,8-HxCDD	1.50	-----	0.29	J	2,3,7,8-TCDD-37Cl4	0.20	79
1,2,3,6,7,8-HxCDD	6.30	-----	0.38				
1,2,3,7,8,9-HxCDD	2.60	-----	0.25	J			
Total HxCDD	48.00	-----	0.31				
1,2,3,4,6,7,8-HpCDF	37.00	-----	0.33		Total 2,3,7,8-TCDD		
1,2,3,4,7,8,9-HpCDF	2.90	-----	0.44	J	Equivalence: 7.4 ng/Kg		
Total HpCDF	150.00	-----	0.38		(Using 2005 WHO Factors - Using PRL/2 where ND)		
1,2,3,4,6,7,8-HpCDD	170.00	-----	0.81				
Total HpCDD	320.00	-----	0.81				
OCDF	170.00	-----	0.50				
OCDD	1700.00	-----	1.50				

Conc = Concentration (Totals include 2,3,7,8-substituted isomers).
EMPC = Estimated Maximum Possible Concentration
RL = Reporting Limit.

ND = Not Detected
NA = Not Applicable
NC = Not Calculated

Results reported on a dry weight basis and are valid to no more than 2 significant figures.
J = Estimated value
P = PCDE Interference

REPORT OF LABORATORY ANALYSIS

This report shall not be reproduced, except in full,
without the written consent of Pace Analytical Services, Inc.

Pace Analytical Services, Inc.
1700 Elm Street - Suite 200
Minneapolis, MN 55414

Tel: 612-607-1700
Fax: 612- 607-6444

Method 8290 Sample Analysis Results

Client - PASI Seattle

Client's Sample ID	SPL-23-2		
Lab Sample ID	256519005		
Filename	P110216A_17		
Injected By	BAL		
Total Amount Extracted	13.2 g	Matrix	Solid
% Moisture	19.9	Dilution	NA
Dry Weight Extracted	10.6 g	Collected	02/07/2011 13:15
ICAL ID	P110216	Received	02/09/2011 09:55
CCal Filename(s)	P110216A_09 & P110216A_24	Extracted	02/14/2011 18:45
Method Blank ID	BLANK-27881	Analyzed	02/17/2011 03:26

Native Isomers	Conc ng/Kg	EMPC ng/Kg	RL ng/Kg		Internal Standards	ng's Added	Percent Recovery
2,3,7,8-TCDF	2.8	-----	0.49		2,3,7,8-TCDF-13C	2.00	77
Total TCDF	45.0	-----	0.49		2,3,7,8-TCDD-13C	2.00	88
					1,2,3,7,8-PeCDF-13C	2.00	81
2,3,7,8-TCDD	-----	0.70	0.28	I	2,3,4,7,8-PeCDF-13C	2.00	81
Total TCDD	46.0	-----	0.28		1,2,3,7,8-PeCDD-13C	2.00	89
					1,2,3,4,7,8-HxCDF-13C	2.00	88
1,2,3,7,8-PeCDF	2.3	-----	0.34	J	1,2,3,6,7,8-HxCDF-13C	2.00	79
2,3,4,7,8-PeCDF	4.6	-----	0.41	J	2,3,4,6,7,8-HxCDF-13C	2.00	83
Total PeCDF	40.0	-----	0.37		1,2,3,7,8,9-HxCDF-13C	2.00	83
					1,2,3,4,7,8-HxCDD-13C	2.00	94
1,2,3,7,8-PeCDD	2.2	-----	0.41	J	1,2,3,6,7,8-HxCDD-13C	2.00	83
Total PeCDD	47.0	-----	0.41		1,2,3,4,6,7,8-HpCDF-13C	2.00	77
					1,2,3,4,7,8,9-HpCDF-13C	2.00	80
1,2,3,4,7,8-HxCDF	4.8	-----	0.19		1,2,3,4,6,7,8-HpCDD-13C	2.00	87
1,2,3,6,7,8-HxCDF	-----	5.60	0.34	P	OCDD-13C	4.00	83
2,3,4,6,7,8-HxCDF	3.1	-----	0.30	J			
1,2,3,7,8,9-HxCDF	1.3	-----	0.29	J	1,2,3,4-TCDD-13C	2.00	NA
Total HxCDF	56.0	-----	0.28		1,2,3,7,8,9-HxCDD-13C	2.00	NA
1,2,3,4,7,8-HxCDD	2.0	-----	0.50	J	2,3,7,8-TCDD-37Cl4	0.20	89
1,2,3,6,7,8-HxCDD	5.3	-----	0.31				
1,2,3,7,8,9-HxCDD	3.0	-----	0.22	J			
Total HxCDD	68.0	-----	0.34				
1,2,3,4,6,7,8-HpCDF	23.0	-----	0.37		Total 2,3,7,8-TCDD		
1,2,3,4,7,8,9-HpCDF	2.0	-----	0.61	J	Equivalence: 7.5 ng/Kg		
Total HpCDF	89.0	-----	0.49		(Using 2005 WHO Factors - Using PRL/2 where ND)		
1,2,3,4,6,7,8-HpCDD	89.0	-----	1.00				
Total HpCDD	170.0	-----	1.00				
OCDF	82.0	-----	0.39				
OCDD	910.0	-----	1.20				

Conc = Concentration (Totals include 2,3,7,8-substituted isomers).
EMPC = Estimated Maximum Possible Concentration
RL = Reporting Limit.

ND = Not Detected
NA = Not Applicable
NC = Not Calculated

Results reported on a dry weight basis and are valid to no more than 2 significant figures.
J = Estimated value
P = PCDE Interference
I = Interference present

REPORT OF LABORATORY ANALYSIS

This report shall not be reproduced, except in full,
without the written consent of Pace Analytical Services, Inc.

Pace Analytical Services, Inc.
1700 Elm Street - Suite 200
Minneapolis, MN 55414

Tel: 612-607-1700
Fax: 612- 607-6444

Method 8290 Sample Analysis Results

Client - PASI Seattle

Client's Sample ID	SPL-23-3		
Lab Sample ID	256519006		
Filename	P110216A_18		
Injected By	BAL		
Total Amount Extracted	12.4 g	Matrix	Solid
% Moisture	13.9	Dilution	NA
Dry Weight Extracted	10.7 g	Collected	02/07/2011 13:30
ICAL ID	P110216	Received	02/09/2011 09:55
CCal Filename(s)	P110216A_09 & P110216A_24	Extracted	02/14/2011 18:45
Method Blank ID	BLANK-27881	Analyzed	02/17/2011 04:14

Native Isomers	Conc ng/Kg	EMPC ng/Kg	RL ng/Kg		Internal Standards	ng's Added	Percent Recovery
2,3,7,8-TCDF	2.50	-----	0.26		2,3,7,8-TCDF-13C	2.00	77
Total TCDF	160.00	-----	0.26		2,3,7,8-TCDD-13C	2.00	88
					1,2,3,7,8-PeCDF-13C	2.00	76
2,3,7,8-TCDD	0.30	-----	0.14	J	2,3,4,7,8-PeCDF-13C	2.00	76
Total TCDD	17.00	-----	0.14		1,2,3,7,8-PeCDD-13C	2.00	83
					1,2,3,4,7,8-HxCDF-13C	2.00	88
1,2,3,7,8-PeCDF	3.00	-----	0.33	J	1,2,3,6,7,8-HxCDF-13C	2.00	82
2,3,4,7,8-PeCDF	24.00	-----	0.27		2,3,4,6,7,8-HxCDF-13C	2.00	79
Total PeCDF	290.00	-----	0.30		1,2,3,7,8,9-HxCDF-13C	2.00	78
					1,2,3,4,7,8-HxCDD-13C	2.00	92
1,2,3,7,8-PeCDD	1.20	-----	0.33	J	1,2,3,6,7,8-HxCDD-13C	2.00	76
Total PeCDD	23.00	-----	0.33		1,2,3,4,6,7,8-HpCDF-13C	2.00	68
					1,2,3,4,7,8,9-HpCDF-13C	2.00	67
1,2,3,4,7,8-HxCDF	2.20	-----	0.16	J	1,2,3,4,6,7,8-HpCDD-13C	2.00	74
1,2,3,6,7,8-HxCDF	4.20	-----	0.17	J	OCDD-13C	4.00	64
2,3,4,6,7,8-HxCDF	11.00	-----	0.18				
1,2,3,7,8,9-HxCDF	-----	1.1	0.25	I	1,2,3,4-TCDD-13C	2.00	NA
Total HxCDF	140.00	-----	0.19		1,2,3,7,8,9-HxCDD-13C	2.00	NA
1,2,3,4,7,8-HxCDD	1.30	-----	0.46	J	2,3,7,8-TCDD-37Cl4	0.20	84
1,2,3,6,7,8-HxCDD	4.00	-----	0.29	J			
1,2,3,7,8,9-HxCDD	1.80	-----	0.44	J			
Total HxCDD	45.00	-----	0.40				
1,2,3,4,6,7,8-HpCDF	25.00	-----	0.36		Total 2,3,7,8-TCDD		
1,2,3,4,7,8,9-HpCDF	1.60	-----	0.68	J	Equivalence: 13 ng/Kg		
Total HpCDF	69.00	-----	0.52		(Using 2005 WHO Factors - Using PRL/2 where ND)		
1,2,3,4,6,7,8-HpCDD	100.00	-----	0.65				
Total HpCDD	270.00	-----	0.65				
OCDF	62.00	-----	0.46				
OCDD	1100.00	-----	0.45				

Conc = Concentration (Totals include 2,3,7,8-substituted isomers).
EMPC = Estimated Maximum Possible Concentration
RL = Reporting Limit.

ND = Not Detected
NA = Not Applicable
NC = Not Calculated

Results reported on a dry weight basis and are valid to no more than 2 significant figures.
J = Estimated value
I = Interference present

REPORT OF LABORATORY ANALYSIS

This report shall not be reproduced, except in full,
without the written consent of Pace Analytical Services, Inc.

Pace Analytical Services, Inc.
1700 Elm Street - Suite 200
Minneapolis, MN 55414

Tel: 612-607-1700
Fax: 612- 607-6444

Method 8290 Sample Analysis Results

Client - PASI Seattle

Client's Sample ID	SPL-24-1		
Lab Sample ID	256519007		
Filename	P110216A_19		
Injected By	BAL		
Total Amount Extracted	11.6 g	Matrix	Solid
% Moisture	12.9	Dilution	NA
Dry Weight Extracted	10.1 g	Collected	02/07/2011 14:00
ICAL ID	P110216	Received	02/09/2011 09:55
CCal Filename(s)	P110216A_09 & P110216A_24	Extracted	02/14/2011 18:45
Method Blank ID	BLANK-27881	Analyzed	02/17/2011 05:01

Native Isomers	Conc ng/Kg	EMPC ng/Kg	RL ng/Kg		Internal Standards	ng's Added	Percent Recovery
2,3,7,8-TCDF	1.50	-----	0.36		2,3,7,8-TCDF-13C	2.00	75
Total TCDF	28.00	-----	0.36		2,3,7,8-TCDD-13C	2.00	85
					1,2,3,7,8-PeCDF-13C	2.00	69
2,3,7,8-TCDD	ND	-----	0.39		2,3,4,7,8-PeCDF-13C	2.00	72
Total TCDD	19.00	-----	0.39		1,2,3,7,8-PeCDD-13C	2.00	81
					1,2,3,4,7,8-HxCDF-13C	2.00	79
1,2,3,7,8-PeCDF	1.30	-----	0.21	J	1,2,3,6,7,8-HxCDF-13C	2.00	71
2,3,4,7,8-PeCDF	3.00	-----	0.25	J	2,3,4,6,7,8-HxCDF-13C	2.00	70
Total PeCDF	31.00	-----	0.23		1,2,3,7,8,9-HxCDF-13C	2.00	68
					1,2,3,4,7,8-HxCDD-13C	2.00	84
1,2,3,7,8-PeCDD	1.30	-----	0.39	J	1,2,3,6,7,8-HxCDD-13C	2.00	72
Total PeCDD	24.00	-----	0.39		1,2,3,4,6,7,8-HpCDF-13C	2.00	60
					1,2,3,4,7,8,9-HpCDF-13C	2.00	62
1,2,3,4,7,8-HxCDF	2.90	-----	0.25	J	1,2,3,4,6,7,8-HpCDD-13C	2.00	68
1,2,3,6,7,8-HxCDF	-----	4.0	0.22	P	OCDD-13C	4.00	65
2,3,4,6,7,8-HxCDF	2.60	-----	0.33	J			
1,2,3,7,8,9-HxCDF	0.95	-----	0.34	J	1,2,3,4-TCDD-13C	2.00	NA
Total HxCDF	53.00	-----	0.29		1,2,3,7,8,9-HxCDD-13C	2.00	NA
1,2,3,4,7,8-HxCDD	2.40	-----	0.28	J	2,3,7,8-TCDD-37Cl4	0.20	82
1,2,3,6,7,8-HxCDD	6.90	-----	0.41				
1,2,3,7,8,9-HxCDD	3.80	-----	0.31	J			
Total HxCDD	65.00	-----	0.34				
1,2,3,4,6,7,8-HpCDF	33.00	-----	0.58		Total 2,3,7,8-TCDD		
1,2,3,4,7,8,9-HpCDF	2.50	-----	0.59	J	Equivalence: 7.6 ng/Kg		
Total HpCDF	110.00	-----	0.58		(Using 2005 WHO Factors - Using PRL/2 where ND)		
1,2,3,4,6,7,8-HpCDD	200.00	-----	0.95				
Total HpCDD	480.00	-----	0.95				
OCDF	120.00	-----	0.84				
OCDD	2300.00	-----	2.10				

Conc = Concentration (Totals include 2,3,7,8-substituted isomers).
EMPC = Estimated Maximum Possible Concentration
RL = Reporting Limit.

ND = Not Detected
NA = Not Applicable
NC = Not Calculated

Results reported on a dry weight basis and are valid to no more than 2 significant figures.
J = Estimated value
P = PCDE Interference

REPORT OF LABORATORY ANALYSIS

This report shall not be reproduced, except in full,
without the written consent of Pace Analytical Services, Inc.

Pace Analytical Services, Inc.
1700 Elm Street - Suite 200
Minneapolis, MN 55414

Tel: 612-607-1700
Fax: 612- 607-6444

Method 8290 Sample Analysis Results

Client - PASI Seattle

Client's Sample ID	SPL-24-2		
Lab Sample ID	256519008		
Filename	P110216A_20		
Injected By	BAL		
Total Amount Extracted	13.6 g	Matrix	Solid
% Moisture	18.4	Dilution	NA
Dry Weight Extracted	11.1 g	Collected	02/07/2011 14:15
ICAL ID	P110216	Received	02/09/2011 09:55
CCal Filename(s)	P110216A_09 & P110216A_24	Extracted	02/14/2011 18:45
Method Blank ID	BLANK-27881	Analyzed	02/17/2011 05:48

Native Isomers	Conc ng/Kg	EMPC ng/Kg	RL ng/Kg		Internal Standards	ng's Added	Percent Recovery
2,3,7,8-TCDF	0.66	-----	0.17	J	2,3,7,8-TCDF-13C	2.00	73
Total TCDF	5.60	-----	0.17		2,3,7,8-TCDD-13C	2.00	83
					1,2,3,7,8-PeCDF-13C	2.00	76
2,3,7,8-TCDD	ND	-----	0.22		2,3,4,7,8-PeCDF-13C	2.00	78
Total TCDD	4.40	-----	0.22		1,2,3,7,8-PeCDD-13C	2.00	87
					1,2,3,4,7,8-HxCDF-13C	2.00	87
1,2,3,7,8-PeCDF	-----	0.39	0.24	I	1,2,3,6,7,8-HxCDF-13C	2.00	78
2,3,4,7,8-PeCDF	1.10	-----	0.21	J	2,3,4,6,7,8-HxCDF-13C	2.00	80
Total PeCDF	11.00	-----	0.23		1,2,3,7,8,9-HxCDF-13C	2.00	77
					1,2,3,4,7,8-HxCDD-13C	2.00	92
1,2,3,7,8-PeCDD	0.51	-----	0.22	J	1,2,3,6,7,8-HxCDD-13C	2.00	78
Total PeCDD	6.30	-----	0.22		1,2,3,4,6,7,8-HpCDF-13C	2.00	72
					1,2,3,4,7,8,9-HpCDF-13C	2.00	72
1,2,3,4,7,8-HxCDF	1.30	-----	0.15	J	1,2,3,4,6,7,8-HpCDD-13C	2.00	79
1,2,3,6,7,8-HxCDF	-----	1.50	0.12	P	OCDD-13C	4.00	75
2,3,4,6,7,8-HxCDF	0.97	-----	0.15	J			
1,2,3,7,8,9-HxCDF	ND	-----	0.18		1,2,3,4-TCDD-13C	2.00	NA
Total HxCDF	22.00	-----	0.15		1,2,3,7,8,9-HxCDD-13C	2.00	NA
1,2,3,4,7,8-HxCDD	0.69	-----	0.21	J	2,3,7,8-TCDD-37Cl4	0.20	83
1,2,3,6,7,8-HxCDD	2.30	-----	0.28	J			
1,2,3,7,8,9-HxCDD	1.20	-----	0.25	J			
Total HxCDD	20.00	-----	0.25				
1,2,3,4,6,7,8-HpCDF	13.00	-----	0.34		Total 2,3,7,8-TCDD		
1,2,3,4,7,8,9-HpCDF	1.10	-----	0.39	J	Equivalence: 2.8 ng/Kg		
Total HpCDF	47.00	-----	0.37		(Using 2005 WHO Factors - Using PRL/2 where ND)		
1,2,3,4,6,7,8-HpCDD	68.00	-----	0.46				
Total HpCDD	140.00	-----	0.46				
OCDF	48.00	-----	0.35				
OCDD	810.00	-----	0.93				

Conc = Concentration (Totals include 2,3,7,8-substituted isomers).
EMPC = Estimated Maximum Possible Concentration
RL = Reporting Limit.

ND = Not Detected
NA = Not Applicable
NC = Not Calculated

Results reported on a dry weight basis and are valid to no more than 2 significant figures.
J = Estimated value
P = PCDE Interference
I = Interference present

REPORT OF LABORATORY ANALYSIS

This report shall not be reproduced, except in full,
without the written consent of Pace Analytical Services, Inc.

Pace Analytical Services, Inc.
1700 Elm Street - Suite 200
Minneapolis, MN 55414

Tel: 612-607-1700
Fax: 612- 607-6444

Method 8290 Sample Analysis Results

Client - PASI Seattle

Client's Sample ID	SPL-24-3		
Lab Sample ID	256519009		
Filename	P110216A_21		
Injected By	BAL		
Total Amount Extracted	11.3 g	Matrix	Solid
% Moisture	9.5	Dilution	NA
Dry Weight Extracted	10.2 g	Collected	02/07/2011 14:30
ICAL ID	P110216	Received	02/09/2011 09:55
CCal Filename(s)	P110216A_09 & P110216A_24	Extracted	02/14/2011 18:45
Method Blank ID	BLANK-27881	Analyzed	02/17/2011 06:36

Native Isomers	Conc ng/Kg	EMPC ng/Kg	RL ng/Kg		Internal Standards	ng's Added	Percent Recovery
2,3,7,8-TCDF	0.55	-----	0.12	J	2,3,7,8-TCDF-13C	2.00	74
Total TCDF	10.00	-----	0.12		2,3,7,8-TCDD-13C	2.00	85
					1,2,3,7,8-PeCDF-13C	2.00	79
2,3,7,8-TCDD	0.20	-----	0.18	J	2,3,4,7,8-PeCDF-13C	2.00	81
Total TCDD	3.90	-----	0.18		1,2,3,7,8-PeCDD-13C	2.00	89
					1,2,3,4,7,8-HxCDF-13C	2.00	88
1,2,3,7,8-PeCDF	-----	0.42	0.22	I	1,2,3,6,7,8-HxCDF-13C	2.00	81
2,3,4,7,8-PeCDF	1.20	-----	0.14	J	2,3,4,6,7,8-HxCDF-13C	2.00	80
Total PeCDF	12.00	-----	0.18		1,2,3,7,8,9-HxCDF-13C	2.00	77
					1,2,3,4,7,8-HxCDD-13C	2.00	91
1,2,3,7,8-PeCDD	-----	0.50	0.18	I	1,2,3,6,7,8-HxCDD-13C	2.00	80
Total PeCDD	7.80	-----	0.18		1,2,3,4,6,7,8-HpCDF-13C	2.00	72
					1,2,3,4,7,8,9-HpCDF-13C	2.00	74
1,2,3,4,7,8-HxCDF	1.60	-----	0.12	J	1,2,3,4,6,7,8-HpCDD-13C	2.00	81
1,2,3,6,7,8-HxCDF	-----	2.20	0.17	P	OCDD-13C	4.00	76
2,3,4,6,7,8-HxCDF	1.20	-----	0.12	J			
1,2,3,7,8,9-HxCDF	0.50	-----	0.14	J	1,2,3,4-TCDD-13C	2.00	NA
Total HxCDF	28.00	-----	0.14		1,2,3,7,8,9-HxCDD-13C	2.00	NA
1,2,3,4,7,8-HxCDD	0.86	-----	0.27	J	2,3,7,8-TCDD-37Cl4	0.20	84
1,2,3,6,7,8-HxCDD	2.70	-----	0.19	J			
1,2,3,7,8,9-HxCDD	1.40	-----	0.17	J			
Total HxCDD	27.00	-----	0.21				
1,2,3,4,6,7,8-HpCDF	16.00	-----	0.23		Total 2,3,7,8-TCDD		
1,2,3,4,7,8,9-HpCDF	1.40	-----	0.30	J	Equivalence: 2.8 ng/Kg		
Total HpCDF	61.00	-----	0.27		(Using 2005 WHO Factors - Using PRL/2 where ND)		
1,2,3,4,6,7,8-HpCDD	77.00	-----	0.69				
Total HpCDD	160.00	-----	0.69				
OCDF	68.00	-----	0.37				
OCDD	950.00	-----	1.30				

Conc = Concentration (Totals include 2,3,7,8-substituted isomers).
EMPC = Estimated Maximum Possible Concentration
RL = Reporting Limit.
ND = Not Detected
NA = Not Applicable
NC = Not Calculated

Results reported on a dry weight basis and are valid to no more than 2 significant figures.
J = Estimated value
P = PCDE Interference
I = Interference present

REPORT OF LABORATORY ANALYSIS

This report shall not be reproduced, except in full,
without the written consent of Pace Analytical Services, Inc.

Pace Analytical Services, Inc.
1700 Elm Street - Suite 200
Minneapolis, MN 55414

Tel: 612-607-1700
Fax: 612- 607-6444

Method 8290 Sample Analysis Results

Client - PASI Seattle

Client's Sample ID	SPL-24-4		
Lab Sample ID	256519010		
Filename	P110216A_22		
Injected By	BAL		
Total Amount Extracted	11.6 g	Matrix	Solid
% Moisture	12.4	Dilution	NA
Dry Weight Extracted	10.2 g	Collected	02/07/2011 13:45
ICAL ID	P110216	Received	02/09/2011 09:55
CCal Filename(s)	P110216A_09 & P110216A_24	Extracted	02/14/2011 18:45
Method Blank ID	BLANK-27881	Analyzed	02/17/2011 07:23

Native Isomers	Conc ng/Kg	EMPC ng/Kg	RL ng/Kg		Internal Standards	ng's Added	Percent Recovery
2,3,7,8-TCDF	1.20	-----	0.27		2,3,7,8-TCDF-13C	2.00	72
Total TCDF	21.00	-----	0.27		2,3,7,8-TCDD-13C	2.00	82
					1,2,3,7,8-PeCDF-13C	2.00	73
2,3,7,8-TCDD	0.42	-----	0.25	J	2,3,4,7,8-PeCDF-13C	2.00	69
Total TCDD	15.00	-----	0.25		1,2,3,7,8-PeCDD-13C	2.00	76
					1,2,3,4,7,8-HxCDF-13C	2.00	89
1,2,3,7,8-PeCDF	-----	0.77	0.32	I	1,2,3,6,7,8-HxCDF-13C	2.00	73
2,3,4,7,8-PeCDF	2.70	-----	0.44	J	2,3,4,6,7,8-HxCDF-13C	2.00	76
Total PeCDF	27.00	-----	0.38		1,2,3,7,8,9-HxCDF-13C	2.00	71
					1,2,3,4,7,8-HxCDD-13C	2.00	92
1,2,3,7,8-PeCDD	1.80	-----	0.39	J	1,2,3,6,7,8-HxCDD-13C	2.00	72
Total PeCDD	19.00	-----	0.39		1,2,3,4,6,7,8-HpCDF-13C	2.00	56
					1,2,3,4,7,8,9-HpCDF-13C	2.00	54
1,2,3,4,7,8-HxCDF	2.60	-----	0.33	J	1,2,3,4,6,7,8-HpCDD-13C	2.00	61
1,2,3,6,7,8-HxCDF	1.60	-----	0.25	J	OCDD-13C	4.00	41
2,3,4,6,7,8-HxCDF	2.60	-----	0.24	J			
1,2,3,7,8,9-HxCDF	ND	-----	0.33		1,2,3,4-TCDD-13C	2.00	NA
Total HxCDF	60.00	-----	0.29		1,2,3,7,8,9-HxCDD-13C	2.00	NA
1,2,3,4,7,8-HxCDD	1.70	-----	0.36	J	2,3,7,8-TCDD-37Cl4	0.20	79
1,2,3,6,7,8-HxCDD	6.80	-----	0.35				
1,2,3,7,8,9-HxCDD	3.00	-----	0.29	J			
Total HxCDD	61.00	-----	0.33				
1,2,3,4,6,7,8-HpCDF	33.00	-----	0.52		Total 2,3,7,8-TCDD		
1,2,3,4,7,8,9-HpCDF	2.60	-----	0.70	J	Equivalence: 8.2 ng/Kg		
Total HpCDF	120.00	-----	0.61		(Using 2005 WHO Factors - Using PRL/2 where ND)		
1,2,3,4,6,7,8-HpCDD	210.00	-----	0.95				
Total HpCDD	520.00	-----	0.95				
OCDF	130.00	-----	1.40				
OCDD	2500.00	-----	2.50				

Conc = Concentration (Totals include 2,3,7,8-substituted isomers).
EMPC = Estimated Maximum Possible Concentration
RL = Reporting Limit.

ND = Not Detected
NA = Not Applicable
NC = Not Calculated

Results reported on a dry weight basis and are valid to no more than 2 significant figures.
J = Estimated value
I = Interference present

REPORT OF LABORATORY ANALYSIS

This report shall not be reproduced, except in full,
without the written consent of Pace Analytical Services, Inc.

Pace Analytical Services, Inc.
1700 Elm Street - Suite 200
Minneapolis, MN 55414

Tel: 612-607-1700
Fax: 612- 607-6444

Method 8290 Blank Analysis Results

Lab Sample ID	BLANK-27881	Matrix	Solid
Filename	P110216A_12	Dilution	NA
Total Amount Extracted	20.7 g	Extracted	02/14/2011 18:45
ICAL ID	P110216	Analyzed	02/16/2011 23:30
CCal Filename(s)	P110216A_09 & P110216A_24	Injected By	BAL

Native Isomers	Conc ng/Kg	EMPC ng/Kg	RL ng/Kg	Internal Standards	ng's Added	Percent Recovery
2,3,7,8-TCDF	ND	-----	0.120	2,3,7,8-TCDF-13C	2.00	47
Total TCDF	ND	-----	0.120	2,3,7,8-TCDD-13C	2.00	56
				1,2,3,7,8-PeCDF-13C	2.00	61
2,3,7,8-TCDD	ND	-----	0.100	2,3,4,7,8-PeCDF-13C	2.00	68
Total TCDD	ND	-----	0.100	1,2,3,7,8-PeCDD-13C	2.00	73
				1,2,3,4,7,8-HxCDF-13C	2.00	77
1,2,3,7,8-PeCDF	ND	-----	0.076	1,2,3,6,7,8-HxCDF-13C	2.00	75
2,3,4,7,8-PeCDF	ND	-----	0.064	2,3,4,6,7,8-HxCDF-13C	2.00	77
Total PeCDF	ND	-----	0.070	1,2,3,7,8,9-HxCDF-13C	2.00	74
				1,2,3,4,7,8-HxCDD-13C	2.00	88
1,2,3,7,8-PeCDD	ND	-----	0.058	1,2,3,6,7,8-HxCDD-13C	2.00	81
Total PeCDD	ND	-----	0.058	1,2,3,4,6,7,8-HpCDF-13C	2.00	72
				1,2,3,4,7,8,9-HpCDF-13C	2.00	75
1,2,3,4,7,8-HxCDF	ND	-----	0.066	1,2,3,4,6,7,8-HpCDD-13C	2.00	80
1,2,3,6,7,8-HxCDF	ND	-----	0.063	OCDD-13C	4.00	70
2,3,4,6,7,8-HxCDF	ND	-----	0.065			
1,2,3,7,8,9-HxCDF	ND	-----	0.081	1,2,3,4-TCDD-13C	2.00	NA
Total HxCDF	ND	-----	0.069	1,2,3,7,8,9-HxCDD-13C	2.00	NA
1,2,3,4,7,8-HxCDD	ND	-----	0.064	2,3,7,8-TCDD-37Cl4	0.20	56
1,2,3,6,7,8-HxCDD	ND	-----	0.066			
1,2,3,7,8,9-HxCDD	ND	-----	0.068			
Total HxCDD	ND	-----	0.066			
1,2,3,4,6,7,8-HpCDF	ND	-----	0.090	Total 2,3,7,8-TCDD		
1,2,3,4,7,8,9-HpCDF	ND	-----	0.110	Equivalence: 0.12 ng/Kg		
Total HpCDF	ND	-----	0.099	(Using 2005 WHO Factors - Using PRL/2 where ND)		
1,2,3,4,6,7,8-HpCDD	ND	-----	0.130			
Total HpCDD	ND	-----	0.130			
OCDF	ND	-----	0.140			
OCDD	0.32	-----	0.180 J			

Conc = Concentration (Totals include 2,3,7,8-substituted isomers).
EMPC = Estimated Maximum Possible Concentration
RL = Reporting Limit

Results reported on a dry weight basis and are valid to no more than 2 significant figures.
J = Estimated value

REPORT OF LABORATORY ANALYSIS

This report shall not be reproduced, except in full,
without the written consent of Pace Analytical Services, Inc.

Pace Analytical Services, Inc.
1700 Elm Street - Suite 200
Minneapolis, MN 55414

Tel: 612-607-1700
Fax: 612- 607-6444

Method 8290 Laboratory Control Spike Results

Lab Sample ID	LCS-27882		
Filename	P110216A_23	Matrix	Solid
Total Amount Extracted	20.7 g	Dilution	NA
ICAL ID	P110216	Extracted	02/14/2011 18:45
CCal Filename(s)	P110216A_09 & P110216A_24	Analyzed	02/17/2011 08:10
Method Blank ID	BLANK-27881	Injected By	BAL

Native Isomers	Qs (ng)	Qm (ng)	% Rec.	Internal Standards	ng's Added	Percent Recovery
2,3,7,8-TCDF	0.20	0.23	117	2,3,7,8-TCDF-13C	2.0	51
Total TCDF				2,3,7,8-TCDD-13C	2.0	60
				1,2,3,7,8-PeCDF-13C	2.0	64
2,3,7,8-TCDD	0.20	0.19	97	2,3,4,7,8-PeCDF-13C	2.0	67
Total TCDD				1,2,3,7,8-PeCDD-13C	2.0	76
				1,2,3,4,7,8-HxCDF-13C	2.0	81
1,2,3,7,8-PeCDF	1.0	1.1	111	1,2,3,6,7,8-HxCDF-13C	2.0	72
2,3,4,7,8-PeCDF	1.0	1.1	112	2,3,4,6,7,8-HxCDF-13C	2.0	77
Total PeCDF				1,2,3,7,8,9-HxCDF-13C	2.0	76
				1,2,3,4,7,8-HxCDD-13C	2.0	88
1,2,3,7,8-PeCDD	1.0	1.0	101	1,2,3,6,7,8-HxCDD-13C	2.0	77
Total PeCDD				1,2,3,4,6,7,8-HpCDF-13C	2.0	68
				1,2,3,4,7,8,9-HpCDF-13C	2.0	70
1,2,3,4,7,8-HxCDF	1.0	1.1	112	1,2,3,4,6,7,8-HpCDD-13C	2.0	78
1,2,3,6,7,8-HxCDF	1.0	1.2	116	OCDD-13C	4.0	70
2,3,4,6,7,8-HxCDF	1.0	1.1	112			
1,2,3,7,8,9-HxCDF	1.0	1.2	117	1,2,3,4-TCDD-13C	2.0	NA
Total HxCDF				1,2,3,7,8,9-HxCDD-13C	2.0	NA
1,2,3,4,7,8-HxCDD	1.0	1.1	107	2,3,7,8-TCDD-37Cl4	0.20	61
1,2,3,6,7,8-HxCDD	1.0	1.1	108			
1,2,3,7,8,9-HxCDD	1.0	1.0	103			
Total HxCDD						
1,2,3,4,6,7,8-HpCDF	1.0	1.1	110			
1,2,3,4,7,8,9-HpCDF	1.0	1.1	111			
Total HpCDF						
1,2,3,4,6,7,8-HpCDD	1.0	1.0	103			
Total HpCDD						
OCDF	2.0	2.3	117			
OCDD	2.0	2.4	118			

Qs = Quantity Spiked
Qm = Quantity Measured
Rec. = Recovery (Expressed as Percent)
R = Recovery outside of target range
Y = RF averaging used in calculations
Nn = Value obtained from additional analysis
NA = Not Applicable
* = See Discussion

REPORT OF LABORATORY ANALYSIS

This report shall not be reproduced, except in full,
without the written consent of Pace Analytical Services, Inc.

Pace Analytical Services, Inc.
1700 Elm Street - Suite 200
Minneapolis, MN 55414

Tel: 612-607-1700
Fax: 612- 607-6444

Method 8290 Spiked Sample Report

Client - PASI Seattle

Client's Sample ID	SPL-22-1-MS		
Lab Sample ID	256519001-MS		
Filename	F110216C_02	Matrix	Solid
Total Amount Extracted	11.5 g	Dilution	NA
ICAL ID	F101206	Extracted	02/14/2011 18:45
CCal Filename(s)	F110216B_13 & F110216C_16	Analyzed	02/16/2011 21:45
Method Blank ID	BLANK-27881	Injected By	BAL

Native Isomers	**Qs** (ng)	**Qm** (ng)	% Rec.	**Internal Standards**	**ng's Added**	**Percent Recovery**
2,3,7,8-TCDF	0.20	0.25	123 Y	2,3,7,8-TCDF-13C	2.00	59
				2,3,7,8-TCDD-13C	2.00	75
				1,2,3,7,8-PeCDF-13C	2.00	68
2,3,7,8-TCDD	0.20	0.18	91	2,3,4,7,8-PeCDF-13C	2.00	68
				1,2,3,7,8-PeCDD-13C	2.00	77
				1,2,3,4,7,8-HxCDF-13C	2.00	73
1,2,3,7,8-PeCDF	1.00	1.01	101	1,2,3,6,7,8-HxCDF-13C	2.00	72
2,3,4,7,8-PeCDF	1.00	1.03	103	2,3,4,6,7,8-HxCDF-13C	2.00	71
				1,2,3,7,8,9-HxCDF-13C	2.00	73
				1,2,3,4,7,8-HxCDD-13C	2.00	88
1,2,3,7,8-PeCDD	1.00	0.98	98	1,2,3,6,7,8-HxCDD-13C	2.00	79
				1,2,3,4,6,7,8-HpCDF-13C	2.00	69
				1,2,3,4,7,8,9-HpCDF-13C	2.00	69
1,2,3,4,7,8-HxCDF	1.00	1.16	116	1,2,3,4,6,7,8-HpCDD-13C	2.00	80
1,2,3,6,7,8-HxCDF	1.00	1.06	106	OCDD-13C	4.00	69
2,3,4,6,7,8-HxCDF	1.00	1.06	106			
1,2,3,7,8,9-HxCDF	1.00	1.07	107	1,2,3,4-TCDD-13C	2.00	NA
				1,2,3,7,8,9-HxCDD-13C	2.00	NA
1,2,3,4,7,8-HxCDD	1.00	1.01	101	2,3,7,8-TCDD-37Cl4	0.20	71
1,2,3,6,7,8-HxCDD	1.00	1.14	114			
1,2,3,7,8,9-HxCDD	1.00	1.03	103			
1,2,3,4,6,7,8-HpCDF	1.00	1.51	151			
1,2,3,4,7,8,9-HpCDF	1.00	1.01	101			
1,2,3,4,6,7,8-HpCDD	1.00	5.97	597			
OCDF	2.00	4.07	203			
OCDD	2.00	76.86	3843 E			

Qs = Quantity Spiked Qm = Quantity Measured Rec. = Recovery (Expressed as Percent)

Results reported on a dry weight basis and are valid to no more than 2 significant figures.
E = Exceeds calibration range
Y = Calculated using average of daily RFs

REPORT OF LABORATORY ANALYSIS

This report shall not be reproduced, except in full,
without the written consent of Pace Analytical Services, Inc.

Pace Analytical Services, Inc.
1700 Elm Street - Suite 200
Minneapolis, MN 55414

Tel: 612-607-1700
Fax: 612- 607-6444

Method 8290 Spiked Sample Report

Client - PASI Seattle

Client's Sample ID	SPL-22-1-MSD		
Lab Sample ID	256519001-MSD		
Filename	F110216C_03	Matrix	Solid
Total Amount Extracted	11.0 g	Dilution	NA
ICAL ID	F101206	Extracted	02/14/2011 18:45
CCal Filename(s)	F110216B_13 & F110216C_16	Analyzed	02/16/2011 22:30
Method Blank ID	BLANK-27881	Injected By	BAL

Native Isomers	**Qs** (ng)	**Qm** (ng)	% Rec.	**Internal Standards**	**ng's Added**	**Percent Recovery**
2,3,7,8-TCDF	0.20	0.24	118 Y	2,3,7,8-TCDF-13C	2.00	68
				2,3,7,8-TCDD-13C	2.00	87
				1,2,3,7,8-PeCDF-13C	2.00	76
2,3,7,8-TCDD	0.20	0.18	90	2,3,4,7,8-PeCDF-13C	2.00	76
				1,2,3,7,8-PeCDD-13C	2.00	88
				1,2,3,4,7,8-HxCDF-13C	2.00	81
1,2,3,7,8-PeCDF	1.00	0.95	95	1,2,3,6,7,8-HxCDF-13C	2.00	79
2,3,4,7,8-PeCDF	1.00	0.99	99	2,3,4,6,7,8-HxCDF-13C	2.00	78
				1,2,3,7,8,9-HxCDF-13C	2.00	78
				1,2,3,4,7,8-HxCDD-13C	2.00	89
1,2,3,7,8-PeCDD	1.00	0.97	97	1,2,3,6,7,8-HxCDD-13C	2.00	89
				1,2,3,4,6,7,8-HpCDF-13C	2.00	74
				1,2,3,4,7,8,9-HpCDF-13C	2.00	70
1,2,3,4,7,8-HxCDF	1.00	1.12	112	1,2,3,4,6,7,8-HpCDD-13C	2.00	86
1,2,3,6,7,8-HxCDF	1.00	1.05	105	OCDD-13C	4.00	74
2,3,4,6,7,8-HxCDF	1.00	1.04	104			
1,2,3,7,8,9-HxCDF	1.00	1.07	107	1,2,3,4-TCDD-13C	2.00	NA
				1,2,3,7,8,9-HxCDD-13C	2.00	NA
1,2,3,4,7,8-HxCDD	1.00	1.03	103	2,3,7,8-TCDD-37Cl4	0.20	81
1,2,3,6,7,8-HxCDD	1.00	1.14	114			
1,2,3,7,8,9-HxCDD	1.00	1.04	104			
1,2,3,4,6,7,8-HpCDF	1.00	1.51	151			
1,2,3,4,7,8,9-HpCDF	1.00	1.04	104			
1,2,3,4,6,7,8-HpCDD	1.00	5.04	504			
OCDF	2.00	3.76	188			
OCDD	2.00	49.95	2497			

Qs = Quantity Spiked Qm = Quantity Measured Rec. = Recovery (Expressed as Percent)

Results reported on a dry weight basis and are valid to no more than 2 significant figures.
Y = Calculated using average of daily RFs

REPORT OF LABORATORY ANALYSIS

This report shall not be reproduced, except in full,
without the written consent of Pace Analytical Services, Inc.

Pace Analytical Services, Inc.
1700 Elm Street - Suite 200
Minneapolis, MN 55414

Tel: 612-607-1700
Fax: 612- 607-6444

Method 8290 Spike Sample Results

Client - PASI Seattle

Client Sample ID	SPL-22-1			Dry Weights	
Lab Sample ID	256519001	Sample Filename	F110216C_05	Sample Amount	10.3 g
MS ID	256519001-MS	MS Filename	F110216C_02	MS Amount	10.5 g
MSD ID	256519001-MSD	MSD Filename	F110216C_03	MSD Amount	10.0 g

Analyte	Sample Conc. ng/Kg	MS/MSD Qs (ng)	MS Qm (ng)	MSD Qm (ng)	RPD	Background Subtracted MS % Rec.	MSD % Rec.	RPD
2,3,7,8-TCDF	0.897	0.20	0.25	0.24	4.2	118	113	4.2
2,3,7,8-TCDD	0.370	0.20	0.18	0.18	0.7	89	89	0.7
1,2,3,7,8-PeCDF	0.749	1.00	1.01	0.95	5.3	100	95	5.3
2,3,4,7,8-PeCDF	2.262	1.00	1.03	0.99	3.9	101	97	3.9
1,2,3,7,8-PeCDD	2.896	1.00	0.98	0.97	0.3	95	94	0.2
1,2,3,4,7,8-HxCDF	7.815	1.00	1.16	1.12	3.4	108	104	3.3
1,2,3,6,7,8-HxCDF	2.028	1.00	1.06	1.05	1.3	104	103	1.2
2,3,4,6,7,8-HxCDF	2.296	1.00	1.06	1.04	1.9	104	102	1.8
1,2,3,7,8,9-HxCDF	0.000	1.00	1.07	1.07	0.3	106	105	0.2
1,2,3,4,7,8-HxCDD	3.567	1.00	1.01	1.03	2.0	97	99	2.3
1,2,3,6,7,8-HxCDD	13.846	1.00	1.14	1.14	0.0	99	100	0.7
1,2,3,7,8,9-HxCDD	8.255	1.00	1.03	1.04	1.2	94	96	1.7
1,2,3,4,6,7,8-HpCDF	47.765	1.00	1.51	1.51	0.0	101	103	2.2
1,2,3,4,7,8,9-HpCDF	3.668	1.00	1.01	1.04	2.3	98	100	2.6
1,2,3,4,6,7,8-HpCDD	470.075	1.00	5.97	5.04	16.9	104	32	105.4
OCDF	194.873	2.00	4.07	3.76	7.9	101	90	11.6
OCDD	6463.273	2.00	76.86	49.95	42.4	454	0	200.0

Definitions

MS = Matrix Spike
MSD = Matrix Spike Duplicate
Qm = Quantity Measured
Qs = Quantity Spiked
% Rec. = Percent Recovery
RPD = Relative Percent Difference
NA = Not Applicable
NC = Not Calculated

CDD = Chlorinated dibenzo-p-dioxin
CDF = Chlorinated dibenzo-p-furan
T = Tetra
Pe = Penta
Hx = Hexa
Hp = Hepta
O = Octa

Pace Analytical Services, Inc.
940 South Harney
Seattle, WA 98108
(206)767-5060

February 23, 2011

Joshua Johnson
Brown & Caldwell
724 Columbia St. NW#420
Olympia, WA 98501

RE: Project: East Bay Redevelopment 138130
Pace Project No.: 256520

Dear Joshua Johnson:
Enclosed are the analytical results for sample(s) received by the laboratory on February 08, 2011. The results relate only to the samples included in this report. Results reported herein conform to the most current NELAC standards, where applicable, unless otherwise narrated in the body of the report.

If you have any questions concerning this report, please feel free to contact me.

Sincerely,

Andrea R. Brownfield

Andy Brownfield for
Jennifer Gross
jennifer.gross@pacelabs.com
Project Manager

Enclosures

cc: Jon Turk, Brown & Caldwell

This report shall not be reproduced, except in full,
without the written consent of Pace Analytical Services, Inc..

Pace Analytical Services, Inc.
940 South Harney
Seattle, WA 98108
(206)767-5060

CERTIFICATIONS

Project: East Bay Redevelopment 138130
Pace Project No.: 256520

Washington Certification IDs

940 South Harney Street, Seattle, WA 98108
Alaska CS Certification #: UST-025
Alaska Drinking Water VOC Certification #: WA01230
Alaska Drinking Water Micro Certification #: WA01230
California Certification #: 01153CA
Florida/NELAP Certification #: E87617
Oregon Certification #: WA200007
Washington Certification #: C1229

This report shall not be reproduced, except in full,
without the written consent of Pace Analytical Services, Inc..

Pace Analytical Services, Inc.
940 South Harney
Seattle, WA 98108
(206)767-5060

SAMPLE ANALYTE COUNT

Project: East Bay Redevelopment 138130
Pace Project No.: 256520

Lab ID	Sample ID	Method	Analysts	Analytes Reported	Laboratory
256520001	**SPL-22-1**	NWTPH-Dx	AY1	4	PASI-S
		NWTPH-Gx	CC	3	PASI-S
		EPA 8270 by SIM	DMT	20	PASI-S
		EPA 8260	LPM	8	PASI-S
		ASTM D2974-87	DMT	1	PASI-S
256520002	**SPL-22-2**	NWTPH-Dx	AY1	4	PASI-S
		NWTPH-Gx	CC	3	PASI-S
		EPA 8270 by SIM	DMT	20	PASI-S
		EPA 8260	LPM	8	PASI-S
		ASTM D2974-87	DMT	1	PASI-S
256520003	**SPL-22-3**	NWTPH-Dx	AY1	4	PASI-S
		NWTPH-Gx	CC	3	PASI-S
		EPA 8270 by SIM	DMT	20	PASI-S
		EPA 8260	LPM	8	PASI-S
		ASTM D2974-87	DMT	1	PASI-S
256520004	**SPL-23-1**	NWTPH-Dx	AY1	4	PASI-S
		NWTPH-Gx	CC	3	PASI-S
		EPA 8270 by SIM	DMT	20	PASI-S
		EPA 8260	LPM	8	PASI-S
		ASTM D2974-87	DMT	1	PASI-S
256520005	**SPL-23-2**	NWTPH-Dx	AY1	4	PASI-S
		NWTPH-Gx	CC	3	PASI-S
		EPA 8270 by SIM	DMT	20	PASI-S
		EPA 8260	LPM	8	PASI-S
		ASTM D2974-87	DMT	1	PASI-S
256520006	**SPL-23-3**	NWTPH-Dx	AY1	4	PASI-S
		NWTPH-Gx	CC	3	PASI-S
		EPA 8270 by SIM	DMT	20	PASI-S
		EPA 8260	LPM	8	PASI-S
		ASTM D2974-87	DMT	1	PASI-S
256520007	**SPL-24-1**	NWTPH-Dx	AY1	4	PASI-S
		NWTPH-Gx	CC	3	PASI-S
		EPA 8270 by SIM	DMT	20	PASI-S
		EPA 8260	LPM	8	PASI-S
		ASTM D2974-87	DMT	1	PASI-S
256520008	**SPL-24-2**	NWTPH-Dx	AY1	4	PASI-S
		NWTPH-Gx	CC	3	PASI-S

This report shall not be reproduced, except in full,
without the written consent of Pace Analytical Services, Inc..

Pace Analytical Services, Inc.
940 South Harney
Seattle, WA 98108
(206)767-5060

SAMPLE ANALYTE COUNT

Project: East Bay Redevelopment 138130
Pace Project No.: 256520

Lab ID	Sample ID	Method	Analysts	Analytes Reported	Laboratory
		EPA 8270 by SIM	DMT	20	PASI-S
		EPA 8260	LPM	8	PASI-S
		ASTM D2974-87	DMT	1	PASI-S
256520009	**SPL-24-3**	NWTPH-Dx	AY1	4	PASI-S
		NWTPH-Gx	CC	3	PASI-S
		EPA 8270 by SIM	DMT	20	PASI-S
		EPA 8260	LPM	8	PASI-S
		ASTM D2974-87	DMT	1	PASI-S
256520010	**SPL-24-4**	NWTPH-Dx	AY1	4	PASI-S
		NWTPH-Gx	CC	3	PASI-S
		EPA 8270 by SIM	DMT	20	PASI-S
		EPA 8260	LPM	8	PASI-S
		ASTM D2974-87	DMT	1	PASI-S
256520011	**TB-020711**	NWTPH-Gx	CC	3	PASI-S
		EPA 8260	LPM	8	PASI-S

This report shall not be reproduced, except in full,
without the written consent of Pace Analytical Services, Inc..

Pace Analytical Services, Inc.
940 South Harney
Seattle, WA 98108
(206)767-5060

ANALYTICAL RESULTS

Project: East Bay Redevelopment 138130
Pace Project No.: 256520

Sample: SPL-22-1 **Lab ID: 256520001** Collected: 02/07/11 12:15 Received: 02/08/11 10:20 Matrix: Solid

Results reported on a "dry-weight" basis

Parameters	Results	Units	Report Limit	DF	Prepared	Analyzed	CAS No.	Qual
NWTPH-Dx GCS SG	Analytical Method: NWTPH-Dx Preparation Method: EPA 3546							
Diesel Range SG	ND	mg/kg	21.5	1	02/09/11 10:15	02/09/11 21:52		
Motor Oil Range SG	ND	mg/kg	86.1	1	02/09/11 10:15	02/09/11 21:52	64742-65-0	
n-Octacosane (S) SG	94	%	50-150	1	02/09/11 10:15	02/09/11 21:52	630-02-4	
o-Terphenyl (S) SG	97	%	50-150	1	02/09/11 10:15	02/09/11 21:52	84-15-1	
NWTPH-Gx GCV	Analytical Method: NWTPH-Gx Preparation Method: NWTPH-Gx							
Gasoline Range Organics	ND	mg/kg	5.2	1	02/09/11 17:00	02/10/11 07:20		
a,a,a-Trifluorotoluene (S)	101	%	50-150	1	02/09/11 17:00	02/10/11 07:20	98-08-8	
4-Bromofluorobenzene (S)	90	%	50-150	1	02/09/11 17:00	02/10/11 07:20	460-00-4	
8270 MSSV PAH by SIM	Analytical Method: EPA 8270 by SIM Preparation Method: EPA 3546							
Acenaphthene	ND	ug/kg	7.2	1	02/09/11 11:10	02/11/11 22:21	83-32-9	
Acenaphthylene	ND	ug/kg	7.2	1	02/09/11 11:10	02/11/11 22:21	208-96-8	
Anthracene	ND	ug/kg	7.2	1	02/09/11 11:10	02/11/11 22:21	120-12-7	
Benzo(a)anthracene	**22.2**	ug/kg	7.2	1	02/09/11 11:10	02/11/11 22:21	56-55-3	
Benzo(a)pyrene	**21.7**	ug/kg	7.2	1	02/09/11 11:10	02/11/11 22:21	50-32-8	
Benzo(b)fluoranthene	**19.2**	ug/kg	7.2	1	02/09/11 11:10	02/11/11 22:21	205-99-2	
Benzo(g,h,i)perylene	**11.2**	ug/kg	7.2	1	02/09/11 11:10	02/11/11 22:21	191-24-2	
Benzo(k)fluoranthene	**12.1**	ug/kg	7.2	1	02/09/11 11:10	02/11/11 22:21	207-08-9	
Chrysene	**19.7**	ug/kg	7.2	1	02/09/11 11:10	02/11/11 22:21	218-01-9	
Dibenz(a,h)anthracene	ND	ug/kg	7.2	1	02/09/11 11:10	02/11/11 22:21	53-70-3	
Fluoranthene	**41.2**	ug/kg	7.2	1	02/09/11 11:10	02/11/11 22:21	206-44-0	
Fluorene	ND	ug/kg	7.2	1	02/09/11 11:10	02/11/11 22:21	86-73-7	
Indeno(1,2,3-cd)pyrene	**8.8**	ug/kg	7.2	1	02/09/11 11:10	02/11/11 22:21	193-39-5	
1-Methylnaphthalene	ND	ug/kg	7.2	1	02/09/11 11:10	02/11/11 22:21	90-12-0	
2-Methylnaphthalene	ND	ug/kg	7.2	1	02/09/11 11:10	02/11/11 22:21	91-57-6	
Naphthalene	ND	ug/kg	7.2	1	02/09/11 11:10	02/11/11 22:21	91-20-3	
Phenanthrene	**29.7**	ug/kg	7.2	1	02/09/11 11:10	02/11/11 22:21	85-01-8	
Pyrene	**54.2**	ug/kg	7.2	1	02/09/11 11:10	02/11/11 22:21	129-00-0	
2-Fluorobiphenyl (S)	61	%	31-131	1	02/09/11 11:10	02/11/11 22:21	321-60-8	
Terphenyl-d14 (S)	78	%	30-133	1	02/09/11 11:10	02/11/11 22:21	1718-51-0	
8260/5035A Volatile Organics	Analytical Method: EPA 8260							
Benzene	ND	ug/kg	3.0	1		02/09/11 13:03	71-43-2	
Ethylbenzene	ND	ug/kg	3.0	1		02/09/11 13:03	100-41-4	
Toluene	ND	ug/kg	3.0	1		02/09/11 13:03	108-88-3	
Xylene (Total)	ND	ug/kg	8.9	1		02/09/11 13:03	1330-20-7	
Dibromofluoromethane (S)	95	%	80-136	1		02/09/11 13:03	1868-53-7	
Toluene-d8 (S)	107	%	80-120	1		02/09/11 13:03	2037-26-5	
4-Bromofluorobenzene (S)	101	%	72-122	1		02/09/11 13:03	460-00-4	
1,2-Dichloroethane-d4 (S)	105	%	80-143	1		02/09/11 13:03	17060-07-0	
Percent Moisture	Analytical Method: ASTM D2974-87							
Percent Moisture	**7.3**	%	0.10	1		02/12/11 15:13		

This report shall not be reproduced, except in full,
without the written consent of Pace Analytical Services, Inc..

Pace Analytical Services, Inc.
940 South Harney
Seattle, WA 98108
(206)767-5060

ANALYTICAL RESULTS

Project: East Bay Redevelopment 138130
Pace Project No.: 256520

Sample: SPL-22-2 **Lab ID: 256520002** Collected: 02/07/11 12:30 Received: 02/08/11 10:20 Matrix: Solid

Results reported on a "dry-weight" basis

Parameters	Results	Units	Report Limit	DF	Prepared	Analyzed	CAS No.	Qual
NWTPH-Dx GCS SG	Analytical Method: NWTPH-Dx Preparation Method: EPA 3546							
Diesel Range SG	ND	mg/kg	20.9	1	02/09/11 10:15	02/09/11 22:09		
Motor Oil Range SG	ND	mg/kg	83.5	1	02/09/11 10:15	02/09/11 22:09	64742-65-0	
n-Octacosane (S) SG	93	%	50-150	1	02/09/11 10:15	02/09/11 22:09	630-02-4	
o-Terphenyl (S) SG	95	%	50-150	1	02/09/11 10:15	02/09/11 22:09	84-15-1	
NWTPH-Gx GCV	Analytical Method: NWTPH-Gx Preparation Method: NWTPH-Gx							
Gasoline Range Organics	ND	mg/kg	5.5	1	02/09/11 17:00	02/10/11 07:44		
a,a,a-Trifluorotoluene (S)	98	%	50-150	1	02/09/11 17:00	02/10/11 07:44	98-08-8	
4-Bromofluorobenzene (S)	87	%	50-150	1	02/09/11 17:00	02/10/11 07:44	460-00-4	
8270 MSSV PAH by SIM	Analytical Method: EPA 8270 by SIM Preparation Method: EPA 3546							
Acenaphthene	ND	ug/kg	7.2	1	02/09/11 11:10	02/11/11 23:16	83-32-9	
Acenaphthylene	**15.7**	ug/kg	7.2	1	02/09/11 11:10	02/11/11 23:16	208-96-8	
Anthracene	**30.0**	ug/kg	7.2	1	02/09/11 11:10	02/11/11 23:16	120-12-7	
Benzo(a)anthracene	**68.3**	ug/kg	7.2	1	02/09/11 11:10	02/11/11 23:16	56-55-3	
Benzo(a)pyrene	**68.6**	ug/kg	7.2	1	02/09/11 11:10	02/11/11 23:16	50-32-8	
Benzo(b)fluoranthene	**58.6**	ug/kg	7.2	1	02/09/11 11:10	02/11/11 23:16	205-99-2	
Benzo(g,h,i)perylene	**34.8**	ug/kg	7.2	1	02/09/11 11:10	02/11/11 23:16	191-24-2	
Benzo(k)fluoranthene	**27.4**	ug/kg	7.2	1	02/09/11 11:10	02/11/11 23:16	207-08-9	
Chrysene	**65.4**	ug/kg	7.2	1	02/09/11 11:10	02/11/11 23:16	218-01-9	
Dibenz(a,h)anthracene	**8.9**	ug/kg	7.2	1	02/09/11 11:10	02/11/11 23:16	53-70-3	
Fluoranthene	**129**	ug/kg	7.2	1	02/09/11 11:10	02/11/11 23:16	206-44-0	
Fluorene	**14.5**	ug/kg	7.2	1	02/09/11 11:10	02/11/11 23:16	86-73-7	
Indeno(1,2,3-cd)pyrene	**28.0**	ug/kg	7.2	1	02/09/11 11:10	02/11/11 23:16	193-39-5	
1-Methylnaphthalene	ND	ug/kg	7.2	1	02/09/11 11:10	02/11/11 23:16	90-12-0	
2-Methylnaphthalene	**7.6**	ug/kg	7.2	1	02/09/11 11:10	02/11/11 23:16	91-57-6	
Naphthalene	**12.7**	ug/kg	7.2	1	02/09/11 11:10	02/11/11 23:16	91-20-3	
Phenanthrene	**111**	ug/kg	7.2	1	02/09/11 11:10	02/11/11 23:16	85-01-8	
Pyrene	**188**	ug/kg	7.2	1	02/09/11 11:10	02/11/11 23:16	129-00-0	
2-Fluorobiphenyl (S)	55	%	31-131	1	02/09/11 11:10	02/11/11 23:16	321-60-8	
Terphenyl-d14 (S)	71	%	30-133	1	02/09/11 11:10	02/11/11 23:16	1718-51-0	
8260/5035A Volatile Organics	Analytical Method: EPA 8260							
Benzene	ND	ug/kg	2.8	1		02/09/11 13:22	71-43-2	
Ethylbenzene	ND	ug/kg	2.8	1		02/09/11 13:22	100-41-4	
Toluene	ND	ug/kg	2.8	1		02/09/11 13:22	108-88-3	
Xylene (Total)	ND	ug/kg	8.4	1		02/09/11 13:22	1330-20-7	
Dibromofluoromethane (S)	93	%	80-136	1		02/09/11 13:22	1868-53-7	
Toluene-d8 (S)	111	%	80-120	1		02/09/11 13:22	2037-26-5	
4-Bromofluorobenzene (S)	102	%	72-122	1		02/09/11 13:22	460-00-4	
1,2-Dichloroethane-d4 (S)	100	%	80-143	1		02/09/11 13:22	17060-07-0	
Percent Moisture	Analytical Method: ASTM D2974-87							
Percent Moisture	**9.0**	%	0.10	1		02/12/11 15:14		

This report shall not be reproduced, except in full,
without the written consent of Pace Analytical Services, Inc..

Pace Analytical Services, Inc.
940 South Harney
Seattle, WA 98108
(206)767-5060

ANALYTICAL RESULTS

Project: East Bay Redevelopment 138130
Pace Project No.: 256520

Sample: SPL-22-3 **Lab ID: 256520003** Collected: 02/07/11 12:44 Received: 02/08/11 10:20 Matrix: Solid

Results reported on a "dry-weight" basis

Parameters	Results	Units	Report Limit	DF	Prepared	Analyzed	CAS No.	Qual
NWTPH-Dx GCS SG	Analytical Method: NWTPH-Dx Preparation Method: EPA 3546							
Diesel Range SG	ND	mg/kg	21.6	1	02/09/11 10:15	02/09/11 22:25		
Motor Oil Range SG	ND	mg/kg	86.2	1	02/09/11 10:15	02/09/11 22:25	64742-65-0	
n-Octacosane (S) SG	92	%	50-150	1	02/09/11 10:15	02/09/11 22:25	630-02-4	
o-Terphenyl (S) SG	93	%	50-150	1	02/09/11 10:15	02/09/11 22:25	84-15-1	
NWTPH-Gx GCV	Analytical Method: NWTPH-Gx Preparation Method: NWTPH-Gx							
Gasoline Range Organics	ND	mg/kg	5.4	1	02/09/11 17:00	02/10/11 08:08		
a,a,a-Trifluorotoluene (S)	103	%	50-150	1	02/09/11 17:00	02/10/11 08:08	98-08-8	
4-Bromofluorobenzene (S)	92	%	50-150	1	02/09/11 17:00	02/10/11 08:08	460-00-4	
8270 MSSV PAH by SIM	Analytical Method: EPA 8270 by SIM Preparation Method: EPA 3546							
Acenaphthene	ND	ug/kg	7.2	1	02/09/11 11:10	02/11/11 23:34	83-32-9	
Acenaphthylene	**13.9**	ug/kg	7.2	1	02/09/11 11:10	02/11/11 23:34	208-96-8	
Anthracene	**27.8**	ug/kg	7.2	1	02/09/11 11:10	02/11/11 23:34	120-12-7	
Benzo(a)anthracene	**61.8**	ug/kg	7.2	1	02/09/11 11:10	02/11/11 23:34	56-55-3	
Benzo(a)pyrene	**61.0**	ug/kg	7.2	1	02/09/11 11:10	02/11/11 23:34	50-32-8	
Benzo(b)fluoranthene	**54.2**	ug/kg	7.2	1	02/09/11 11:10	02/11/11 23:34	205-99-2	
Benzo(g,h,i)perylene	**33.7**	ug/kg	7.2	1	02/09/11 11:10	02/11/11 23:34	191-24-2	
Benzo(k)fluoranthene	**26.6**	ug/kg	7.2	1	02/09/11 11:10	02/11/11 23:34	207-08-9	
Chrysene	**58.8**	ug/kg	7.2	1	02/09/11 11:10	02/11/11 23:34	218-01-9	
Dibenz(a,h)anthracene	**8.9**	ug/kg	7.2	1	02/09/11 11:10	02/11/11 23:34	53-70-3	
Fluoranthene	**124**	ug/kg	7.2	1	02/09/11 11:10	02/11/11 23:34	206-44-0	
Fluorene	**12.5**	ug/kg	7.2	1	02/09/11 11:10	02/11/11 23:34	86-73-7	
Indeno(1,2,3-cd)pyrene	**26.2**	ug/kg	7.2	1	02/09/11 11:10	02/11/11 23:34	193-39-5	
1-Methylnaphthalene	ND	ug/kg	7.2	1	02/09/11 11:10	02/11/11 23:34	90-12-0	
2-Methylnaphthalene	ND	ug/kg	7.2	1	02/09/11 11:10	02/11/11 23:34	91-57-6	
Naphthalene	**9.4**	ug/kg	7.2	1	02/09/11 11:10	02/11/11 23:34	91-20-3	
Phenanthrene	**100**	ug/kg	7.2	1	02/09/11 11:10	02/11/11 23:34	85-01-8	
Pyrene	**181**	ug/kg	7.2	1	02/09/11 11:10	02/11/11 23:34	129-00-0	
2-Fluorobiphenyl (S)	57	%	31-131	1	02/09/11 11:10	02/11/11 23:34	321-60-8	
Terphenyl-d14 (S)	78	%	30-133	1	02/09/11 11:10	02/11/11 23:34	1718-51-0	
8260/5035A Volatile Organics	Analytical Method: EPA 8260							
Benzene	ND	ug/kg	2.9	1		02/09/11 13:41	71-43-2	
Ethylbenzene	ND	ug/kg	2.9	1		02/09/11 13:41	100-41-4	
Toluene	ND	ug/kg	2.9	1		02/09/11 13:41	108-88-3	
Xylene (Total)	ND	ug/kg	8.6	1		02/09/11 13:41	1330-20-7	
Dibromofluoromethane (S)	97	%	80-136	1		02/09/11 13:41	1868-53-7	
Toluene-d8 (S)	105	%	80-120	1		02/09/11 13:41	2037-26-5	
4-Bromofluorobenzene (S)	105	%	72-122	1		02/09/11 13:41	460-00-4	
1,2-Dichloroethane-d4 (S)	99	%	80-143	1		02/09/11 13:41	17060-07-0	
Percent Moisture	Analytical Method: ASTM D2974-87							
Percent Moisture	**8.1**	%	0.10	1		02/12/11 15:15		

This report shall not be reproduced, except in full,
without the written consent of Pace Analytical Services, Inc..

Pace Analytical Services, Inc.
940 South Harney
Seattle, WA 98108
(206)767-5060

ANALYTICAL RESULTS

Project: East Bay Redevelopment 138130
Pace Project No.: 256520

Sample: SPL-23-1 **Lab ID: 256520004** Collected: 02/07/11 13:00 Received: 02/08/11 10:20 Matrix: Solid

Results reported on a "dry-weight" basis

Parameters	Results	Units	Report Limit	DF	Prepared	Analyzed	CAS No.	Qual
NWTPH-Dx GCS SG	Analytical Method: NWTPH-Dx Preparation Method: EPA 3546							
Diesel Range SG	**36.7**	mg/kg	23.3	1	02/09/11 10:15	02/09/11 22:59		
Motor Oil Range SG	ND	mg/kg	93.0	1	02/09/11 10:15	02/09/11 22:59	64742-65-0	
n-Octacosane (S) SG	83	%	50-150	1	02/09/11 10:15	02/09/11 22:59	630-02-4	
o-Terphenyl (S) SG	86	%	50-150	1	02/09/11 10:15	02/09/11 22:59	84-15-1	
NWTPH-Gx GCV	Analytical Method: NWTPH-Gx Preparation Method: NWTPH-Gx							
Gasoline Range Organics	**19.5**	mg/kg	5.9	1	02/11/11 15:20	02/12/11 06:37		
a,a,a-Trifluorotoluene (S)	112	%	50-150	1	02/11/11 15:20	02/12/11 06:37	98-08-8	
4-Bromofluorobenzene (S)	100	%	50-150	1	02/11/11 15:20	02/12/11 06:37	460-00-4	
8270 MSSV PAH by SIM	Analytical Method: EPA 8270 by SIM Preparation Method: EPA 3546							
Acenaphthene	ND	ug/kg	7.9	1	02/09/11 11:10	02/11/11 23:52	83-32-9	
Acenaphthylene	**18.6**	ug/kg	7.9	1	02/09/11 11:10	02/11/11 23:52	208-96-8	
Anthracene	**30.8**	ug/kg	7.9	1	02/09/11 11:10	02/11/11 23:52	120-12-7	
Benzo(a)anthracene	**68.0**	ug/kg	7.9	1	02/09/11 11:10	02/11/11 23:52	56-55-3	
Benzo(a)pyrene	**77.3**	ug/kg	7.9	1	02/09/11 11:10	02/11/11 23:52	50-32-8	
Benzo(b)fluoranthene	**71.9**	ug/kg	7.9	1	02/09/11 11:10	02/11/11 23:52	205-99-2	
Benzo(g,h,i)perylene	**40.9**	ug/kg	7.9	1	02/09/11 11:10	02/11/11 23:52	191-24-2	
Benzo(k)fluoranthene	**41.9**	ug/kg	7.9	1	02/09/11 11:10	02/11/11 23:52	207-08-9	
Chrysene	**70.1**	ug/kg	7.9	1	02/09/11 11:10	02/11/11 23:52	218-01-9	
Dibenz(a,h)anthracene	**10.2**	ug/kg	7.9	1	02/09/11 11:10	02/11/11 23:52	53-70-3	
Fluoranthene	**138**	ug/kg	7.9	1	02/09/11 11:10	02/11/11 23:52	206-44-0	
Fluorene	**17.1**	ug/kg	7.9	1	02/09/11 11:10	02/11/11 23:52	86-73-7	
Indeno(1,2,3-cd)pyrene	**31.9**	ug/kg	7.9	1	02/09/11 11:10	02/11/11 23:52	193-39-5	
1-Methylnaphthalene	ND	ug/kg	7.9	1	02/09/11 11:10	02/11/11 23:52	90-12-0	
2-Methylnaphthalene	**9.2**	ug/kg	7.9	1	02/09/11 11:10	02/11/11 23:52	91-57-6	
Naphthalene	**11.4**	ug/kg	7.9	1	02/09/11 11:10	02/11/11 23:52	91-20-3	
Phenanthrene	**121**	ug/kg	7.9	1	02/09/11 11:10	02/11/11 23:52	85-01-8	
Pyrene	**200**	ug/kg	7.9	1	02/09/11 11:10	02/11/11 23:52	129-00-0	
2-Fluorobiphenyl (S)	58	%	31-131	1	02/09/11 11:10	02/11/11 23:52	321-60-8	
Terphenyl-d14 (S)	74	%	30-133	1	02/09/11 11:10	02/11/11 23:52	1718-51-0	
8260/5035A Volatile Organics	Analytical Method: EPA 8260							
Benzene	ND	ug/kg	3.0	1		02/09/11 14:00	71-43-2	
Ethylbenzene	ND	ug/kg	3.0	1		02/09/11 14:00	100-41-4	
Toluene	ND	ug/kg	3.0	1		02/09/11 14:00	108-88-3	
Xylene (Total)	ND	ug/kg	9.0	1		02/09/11 14:00	1330-20-7	
Dibromofluoromethane (S)	91	%	80-136	1		02/09/11 14:00	1868-53-7	
Toluene-d8 (S)	105	%	80-120	1		02/09/11 14:00	2037-26-5	
4-Bromofluorobenzene (S)	103	%	72-122	1		02/09/11 14:00	460-00-4	
1,2-Dichloroethane-d4 (S)	99	%	80-143	1		02/09/11 14:00	17060-07-0	
Percent Moisture	Analytical Method: ASTM D2974-87							
Percent Moisture	**17.0**	%	0.10	1		02/12/11 15:16		

This report shall not be reproduced, except in full,
without the written consent of Pace Analytical Services, Inc..

Pace Analytical Services, Inc.
940 South Harney
Seattle, WA 98108
(206)767-5060

ANALYTICAL RESULTS

Project: East Bay Redevelopment 138130
Pace Project No.: 256520

Sample: SPL-23-2 **Lab ID: 256520005** Collected: 02/07/11 13:15 Received: 02/08/11 10:20 Matrix: Solid

Results reported on a "dry-weight" basis

Parameters	Results	Units	Report Limit	DF	Prepared	Analyzed	CAS No.	Qual
NWTPH-Dx GCS SG	Analytical Method: NWTPH-Dx Preparation Method: EPA 3546							
Diesel Range SG	ND	mg/kg	22.3	1	02/09/11 10:15	02/09/11 23:15		
Motor Oil Range SG	ND	mg/kg	89.0	1	02/09/11 10:15	02/09/11 23:15	64742-65-0	
n-Octacosane (S) SG	96	%	50-150	1	02/09/11 10:15	02/09/11 23:15	630-02-4	
o-Terphenyl (S) SG	97	%	50-150	1	02/09/11 10:15	02/09/11 23:15	84-15-1	
NWTPH-Gx GCV	Analytical Method: NWTPH-Gx Preparation Method: NWTPH-Gx							
Gasoline Range Organics	ND	mg/kg	5.4	1	02/11/11 15:20	02/12/11 07:24		
a,a,a-Trifluorotoluene (S)	100	%	50-150	1	02/11/11 15:20	02/12/11 07:24	98-08-8	
4-Bromofluorobenzene (S)	89	%	50-150	1	02/11/11 15:20	02/12/11 07:24	460-00-4	
8270 MSSV PAH by SIM	Analytical Method: EPA 8270 by SIM Preparation Method: EPA 3546							
Acenaphthene	ND	ug/kg	7.4	1	02/09/11 11:10	02/12/11 00:11	83-32-9	
Acenaphthylene	**7.5**	ug/kg	7.4	1	02/09/11 11:10	02/12/11 00:11	208-96-8	
Anthracene	**11.7**	ug/kg	7.4	1	02/09/11 11:10	02/12/11 00:11	120-12-7	
Benzo(a)anthracene	**32.3**	ug/kg	7.4	1	02/09/11 11:10	02/12/11 00:11	56-55-3	
Benzo(a)pyrene	**39.1**	ug/kg	7.4	1	02/09/11 11:10	02/12/11 00:11	50-32-8	
Benzo(b)fluoranthene	**29.8**	ug/kg	7.4	1	02/09/11 11:10	02/12/11 00:11	205-99-2	
Benzo(g,h,i)perylene	**24.0**	ug/kg	7.4	1	02/09/11 11:10	02/12/11 00:11	191-24-2	
Benzo(k)fluoranthene	**21.3**	ug/kg	7.4	1	02/09/11 11:10	02/12/11 00:11	207-08-9	
Chrysene	**34.2**	ug/kg	7.4	1	02/09/11 11:10	02/12/11 00:11	218-01-9	
Dibenz(a,h)anthracene	ND	ug/kg	7.4	1	02/09/11 11:10	02/12/11 00:11	53-70-3	
Fluoranthene	**63.0**	ug/kg	7.4	1	02/09/11 11:10	02/12/11 00:11	206-44-0	
Fluorene	ND	ug/kg	7.4	1	02/09/11 11:10	02/12/11 00:11	86-73-7	
Indeno(1,2,3-cd)pyrene	**18.3**	ug/kg	7.4	1	02/09/11 11:10	02/12/11 00:11	193-39-5	
1-Methylnaphthalene	ND	ug/kg	7.4	1	02/09/11 11:10	02/12/11 00:11	90-12-0	
2-Methylnaphthalene	ND	ug/kg	7.4	1	02/09/11 11:10	02/12/11 00:11	91-57-6	
Naphthalene	**11.4**	ug/kg	7.4	1	02/09/11 11:10	02/12/11 00:11	91-20-3	
Phenanthrene	**45.4**	ug/kg	7.4	1	02/09/11 11:10	02/12/11 00:11	85-01-8	
Pyrene	**94.2**	ug/kg	7.4	1	02/09/11 11:10	02/12/11 00:11	129-00-0	
2-Fluorobiphenyl (S)	59	%	31-131	1	02/09/11 11:10	02/12/11 00:11	321-60-8	
Terphenyl-d14 (S)	68	%	30-133	1	02/09/11 11:10	02/12/11 00:11	1718-51-0	
8260/5035A Volatile Organics	Analytical Method: EPA 8260							
Benzene	ND	ug/kg	3.0	1		02/10/11 12:33	71-43-2	
Ethylbenzene	ND	ug/kg	3.0	1		02/10/11 12:33	100-41-4	
Toluene	ND	ug/kg	3.0	1		02/10/11 12:33	108-88-3	
Xylene (Total)	ND	ug/kg	8.9	1		02/10/11 12:33	1330-20-7	
Dibromofluoromethane (S)	95	%	80-136	1		02/10/11 12:33	1868-53-7	
Toluene-d8 (S)	107	%	80-120	1		02/10/11 12:33	2037-26-5	
4-Bromofluorobenzene (S)	102	%	72-122	1		02/10/11 12:33	460-00-4	
1,2-Dichloroethane-d4 (S)	102	%	80-143	1		02/10/11 12:33	17060-07-0	
Percent Moisture	Analytical Method: ASTM D2974-87							
Percent Moisture	**12.1**	%	0.10	1		02/12/11 15:17		

This report shall not be reproduced, except in full,
without the written consent of Pace Analytical Services, Inc..

Pace Analytical Services, Inc.
940 South Harney
Seattle, WA 98108
(206)767-5060

ANALYTICAL RESULTS

Project: East Bay Redevelopment 138130
Pace Project No.: 256520

Sample: SPL-23-3 **Lab ID: 256520006** Collected: 02/07/11 13:30 Received: 02/08/11 10:20 Matrix: Solid

Results reported on a "dry-weight" basis

Parameters	Results	Units	Report Limit	DF	Prepared	Analyzed	CAS No.	Qual
NWTPH-Dx GCS SG	Analytical Method: NWTPH-Dx Preparation Method: EPA 3546							
Diesel Range SG	**32.1**	mg/kg	21.6	1	02/09/11 10:15	02/09/11 23:32		
Motor Oil Range SG	**135**	mg/kg	86.2	1	02/09/11 10:15	02/09/11 23:32	64742-65-0	
n-Octacosane (S) SG	94	%	50-150	1	02/09/11 10:15	02/09/11 23:32	630-02-4	
o-Terphenyl (S) SG	97	%	50-150	1	02/09/11 10:15	02/09/11 23:32	84-15-1	
NWTPH-Gx GCV	Analytical Method: NWTPH-Gx Preparation Method: NWTPH-Gx							
Gasoline Range Organics	ND	mg/kg	5.2	1	02/11/11 15:20	02/12/11 08:12		
a,a,a-Trifluorotoluene (S)	108	%	50-150	1	02/11/11 15:20	02/12/11 08:12	98-08-8	
4-Bromofluorobenzene (S)	96	%	50-150	1	02/11/11 15:20	02/12/11 08:12	460-00-4	
8270 MSSV PAH by SIM	Analytical Method: EPA 8270 by SIM Preparation Method: EPA 3546							
Acenaphthene	**17.0**	ug/kg	7.4	1	02/09/11 11:10	02/12/11 00:29	83-32-9	
Acenaphthylene	**75.6**	ug/kg	7.4	1	02/09/11 11:10	02/12/11 00:29	208-96-8	
Anthracene	**108**	ug/kg	7.4	1	02/09/11 11:10	02/12/11 00:29	120-12-7	
Benzo(a)anthracene	**330**	ug/kg	7.4	1	02/09/11 11:10	02/12/11 00:29	56-55-3	
Benzo(a)pyrene	**337**	ug/kg	7.4	1	02/09/11 11:10	02/12/11 00:29	50-32-8	
Benzo(b)fluoranthene	**271**	ug/kg	7.4	1	02/09/11 11:10	02/12/11 00:29	205-99-2	
Benzo(g,h,i)perylene	**173**	ug/kg	7.4	1	02/09/11 11:10	02/12/11 00:29	191-24-2	
Benzo(k)fluoranthene	**149**	ug/kg	7.4	1	02/09/11 11:10	02/12/11 00:29	207-08-9	
Chrysene	**295**	ug/kg	7.4	1	02/09/11 11:10	02/12/11 00:29	218-01-9	
Dibenz(a,h)anthracene	**45.3**	ug/kg	7.4	1	02/09/11 11:10	02/12/11 00:29	53-70-3	
Fluoranthene	**544**	ug/kg	7.4	1	02/09/11 11:10	02/12/11 00:29	206-44-0	
Fluorene	**46.1**	ug/kg	7.4	1	02/09/11 11:10	02/12/11 00:29	86-73-7	
Indeno(1,2,3-cd)pyrene	**141**	ug/kg	7.4	1	02/09/11 11:10	02/12/11 00:29	193-39-5	
1-Methylnaphthalene	**17.3**	ug/kg	7.4	1	02/09/11 11:10	02/12/11 00:29	90-12-0	
2-Methylnaphthalene	**22.9**	ug/kg	7.4	1	02/09/11 11:10	02/12/11 00:29	91-57-6	
Naphthalene	**26.9**	ug/kg	7.4	1	02/09/11 11:10	02/12/11 00:29	91-20-3	
Phenanthrene	**411**	ug/kg	7.4	1	02/09/11 11:10	02/12/11 00:29	85-01-8	
Pyrene	**799**	ug/kg	7.4	1	02/09/11 11:10	02/12/11 00:29	129-00-0	
2-Fluorobiphenyl (S)	55	%	31-131	1	02/09/11 11:10	02/12/11 00:29	321-60-8	
Terphenyl-d14 (S)	69	%	30-133	1	02/09/11 11:10	02/12/11 00:29	1718-51-0	
8260/5035A Volatile Organics	Analytical Method: EPA 8260							
Benzene	ND	ug/kg	3.0	1		02/10/11 12:52	71-43-2	
Ethylbenzene	ND	ug/kg	3.0	1		02/10/11 12:52	100-41-4	
Toluene	ND	ug/kg	3.0	1		02/10/11 12:52	108-88-3	
Xylene (Total)	ND	ug/kg	8.9	1		02/10/11 12:52	1330-20-7	
Dibromofluoromethane (S)	92	%	80-136	1		02/10/11 12:52	1868-53-7	
Toluene-d8 (S)	107	%	80-120	1		02/10/11 12:52	2037-26-5	
4-Bromofluorobenzene (S)	101	%	72-122	1		02/10/11 12:52	460-00-4	
1,2-Dichloroethane-d4 (S)	97	%	80-143	1		02/10/11 12:52	17060-07-0	
Percent Moisture	Analytical Method: ASTM D2974-87							
Percent Moisture	**11.2**	%	0.10	1		02/12/11 15:18		

This report shall not be reproduced, except in full,
without the written consent of Pace Analytical Services, Inc..

Pace Analytical Services, Inc.
940 South Harney
Seattle, WA 98108
(206)767-5060

ANALYTICAL RESULTS

Project: East Bay Redevelopment 138130
Pace Project No.: 256520

Sample: SPL-24-1 **Lab ID: 256520007** Collected: 02/07/11 14:00 Received: 02/08/11 10:20 Matrix: Solid

Results reported on a "dry-weight" basis

Parameters	Results	Units	Report Limit	DF	Prepared	Analyzed	CAS No.	Qual
NWTPH-Dx GCS SG	Analytical Method: NWTPH-Dx Preparation Method: EPA 3546							
Diesel Range SG	**29.3**	mg/kg	21.9	1	02/09/11 10:15	02/10/11 00:21		
Motor Oil Range SG	**116**	mg/kg	87.7	1	02/09/11 10:15	02/10/11 00:21	64742-65-0	
n-Octacosane (S) SG	93	%	50-150	1	02/09/11 10:15	02/10/11 00:21	630-02-4	
o-Terphenyl (S) SG	96	%	50-150	1	02/09/11 10:15	02/10/11 00:21	84-15-1	
NWTPH-Gx GCV	Analytical Method: NWTPH-Gx Preparation Method: NWTPH-Gx							
Gasoline Range Organics	ND	mg/kg	5.3	1	02/11/11 15:20	02/12/11 08:35		
a,a,a-Trifluorotoluene (S)	111	%	50-150	1	02/11/11 15:20	02/12/11 08:35	98-08-8	
4-Bromofluorobenzene (S)	98	%	50-150	1	02/11/11 15:20	02/12/11 08:35	460-00-4	
8270 MSSV PAH by SIM	Analytical Method: EPA 8270 by SIM Preparation Method: EPA 3546							
Acenaphthene	**41.3**	ug/kg	7.4	1	02/09/11 11:10	02/12/11 00:47	83-32-9	
Acenaphthylene	**95.7**	ug/kg	7.4	1	02/09/11 11:10	02/12/11 00:47	208-96-8	
Anthracene	**188**	ug/kg	7.4	1	02/09/11 11:10	02/12/11 00:47	120-12-7	
Benzo(a)anthracene	**447**	ug/kg	7.4	1	02/09/11 11:10	02/12/11 00:47	56-55-3	
Benzo(a)pyrene	**484**	ug/kg	7.4	1	02/09/11 11:10	02/12/11 00:47	50-32-8	
Benzo(b)fluoranthene	**365**	ug/kg	7.4	1	02/09/11 11:10	02/12/11 00:47	205-99-2	
Benzo(g,h,i)perylene	**235**	ug/kg	7.4	1	02/09/11 11:10	02/12/11 00:47	191-24-2	
Benzo(k)fluoranthene	**214**	ug/kg	7.4	1	02/09/11 11:10	02/12/11 00:47	207-08-9	
Chrysene	**402**	ug/kg	7.4	1	02/09/11 11:10	02/12/11 00:47	218-01-9	
Dibenz(a,h)anthracene	**60.9**	ug/kg	7.4	1	02/09/11 11:10	02/12/11 00:47	53-70-3	
Fluoranthene	**780**	ug/kg	7.4	1	02/09/11 11:10	02/12/11 00:47	206-44-0	
Fluorene	**112**	ug/kg	7.4	1	02/09/11 11:10	02/12/11 00:47	86-73-7	
Indeno(1,2,3-cd)pyrene	**196**	ug/kg	7.4	1	02/09/11 11:10	02/12/11 00:47	193-39-5	
1-Methylnaphthalene	**36.6**	ug/kg	7.4	1	02/09/11 11:10	02/12/11 00:47	90-12-0	
2-Methylnaphthalene	**36.0**	ug/kg	7.4	1	02/09/11 11:10	02/12/11 00:47	91-57-6	
Naphthalene	**52.8**	ug/kg	7.4	1	02/09/11 11:10	02/12/11 00:47	91-20-3	
Phenanthrene	**637**	ug/kg	7.4	1	02/09/11 11:10	02/12/11 00:47	85-01-8	
Pyrene	**1090**	ug/kg	7.4	1	02/09/11 11:10	02/12/11 00:47	129-00-0	
2-Fluorobiphenyl (S)	59	%	31-131	1	02/09/11 11:10	02/12/11 00:47	321-60-8	
Terphenyl-d14 (S)	63	%	30-133	1	02/09/11 11:10	02/12/11 00:47	1718-51-0	
8260/5035A Volatile Organics	Analytical Method: EPA 8260							
Benzene	ND	ug/kg	3.3	1		02/10/11 13:12	71-43-2	
Ethylbenzene	ND	ug/kg	3.3	1		02/10/11 13:12	100-41-4	
Toluene	ND	ug/kg	3.3	1		02/10/11 13:12	108-88-3	
Xylene (Total)	ND	ug/kg	9.9	1		02/10/11 13:12	1330-20-7	
Dibromofluoromethane (S)	96	%	80-136	1		02/10/11 13:12	1868-53-7	
Toluene-d8 (S)	107	%	80-120	1		02/10/11 13:12	2037-26-5	
4-Bromofluorobenzene (S)	100	%	72-122	1		02/10/11 13:12	460-00-4	
1,2-Dichloroethane-d4 (S)	105	%	80-143	1		02/10/11 13:12	17060-07-0	
Percent Moisture	Analytical Method: ASTM D2974-87							
Percent Moisture	**10.2**	%	0.10	1		02/12/11 15:18		

This report shall not be reproduced, except in full,
without the written consent of Pace Analytical Services, Inc..

Pace Analytical Services, Inc.
940 South Harney
Seattle, WA 98108
(206)767-5060

ANALYTICAL RESULTS

Project: East Bay Redevelopment 138130
Pace Project No.: 256520

Sample: SPL-24-2 **Lab ID: 256520008** Collected: 02/07/11 14:15 Received: 02/08/11 10:20 Matrix: Solid

Results reported on a "dry-weight" basis

Parameters	Results	Units	Report Limit	DF	Prepared	Analyzed	CAS No.	Qual
NWTPH-Dx GCS SG	Analytical Method: NWTPH-Dx Preparation Method: EPA 3546							
Diesel Range SG	**40.5**	mg/kg	21.1	1	02/09/11 10:15	02/10/11 00:37		
Motor Oil Range SG	**198**	mg/kg	84.5	1	02/09/11 10:15	02/10/11 00:37	64742-65-0	
n-Octacosane (S) SG	93	%	50-150	1	02/09/11 10:15	02/10/11 00:37	630-02-4	
o-Terphenyl (S) SG	95	%	50-150	1	02/09/11 10:15	02/10/11 00:37	84-15-1	
NWTPH-Gx GCV	Analytical Method: NWTPH-Gx Preparation Method: NWTPH-Gx							
Gasoline Range Organics	ND	mg/kg	6.1	1	02/11/11 15:20	02/12/11 08:59		
a,a,a-Trifluorotoluene (S)	109	%	50-150	1	02/11/11 15:20	02/12/11 08:59	98-08-8	
4-Bromofluorobenzene (S)	98	%	50-150	1	02/11/11 15:20	02/12/11 08:59	460-00-4	
8270 MSSV PAH by SIM	Analytical Method: EPA 8270 by SIM Preparation Method: EPA 3546							
Acenaphthene	**17.4**	ug/kg	7.3	1	02/09/11 11:10	02/12/11 01:06	83-32-9	
Acenaphthylene	**18.1**	ug/kg	7.3	1	02/09/11 11:10	02/12/11 01:06	208-96-8	
Anthracene	**33.6**	ug/kg	7.3	1	02/09/11 11:10	02/12/11 01:06	120-12-7	
Benzo(a)anthracene	**65.0**	ug/kg	7.3	1	02/09/11 11:10	02/12/11 01:06	56-55-3	
Benzo(a)pyrene	**78.8**	ug/kg	7.3	1	02/09/11 11:10	02/12/11 01:06	50-32-8	
Benzo(b)fluoranthene	**62.5**	ug/kg	7.3	1	02/09/11 11:10	02/12/11 01:06	205-99-2	
Benzo(g,h,i)perylene	**47.6**	ug/kg	7.3	1	02/09/11 11:10	02/12/11 01:06	191-24-2	
Benzo(k)fluoranthene	**41.5**	ug/kg	7.3	1	02/09/11 11:10	02/12/11 01:06	207-08-9	
Chrysene	**67.5**	ug/kg	7.3	1	02/09/11 11:10	02/12/11 01:06	218-01-9	
Dibenz(a,h)anthracene	**11.9**	ug/kg	7.3	1	02/09/11 11:10	02/12/11 01:06	53-70-3	
Fluoranthene	**110**	ug/kg	7.3	1	02/09/11 11:10	02/12/11 01:06	206-44-0	
Fluorene	**29.6**	ug/kg	7.3	1	02/09/11 11:10	02/12/11 01:06	86-73-7	
Indeno(1,2,3-cd)pyrene	**36.1**	ug/kg	7.3	1	02/09/11 11:10	02/12/11 01:06	193-39-5	
1-Methylnaphthalene	**20.5**	ug/kg	7.3	1	02/09/11 11:10	02/12/11 01:06	90-12-0	
2-Methylnaphthalene	**26.9**	ug/kg	7.3	1	02/09/11 11:10	02/12/11 01:06	91-57-6	
Naphthalene	**37.3**	ug/kg	7.3	1	02/09/11 11:10	02/12/11 01:06	91-20-3	
Phenanthrene	**118**	ug/kg	7.3	1	02/09/11 11:10	02/12/11 01:06	85-01-8	
Pyrene	**185**	ug/kg	7.3	1	02/09/11 11:10	02/12/11 01:06	129-00-0	
2-Fluorobiphenyl (S)	59	%	31-131	1	02/09/11 11:10	02/12/11 01:06	321-60-8	
Terphenyl-d14 (S)	69	%	30-133	1	02/09/11 11:10	02/12/11 01:06	1718-51-0	
8260/5035A Volatile Organics	Analytical Method: EPA 8260							
Benzene	ND	ug/kg	3.7	1		02/10/11 13:31	71-43-2	
Ethylbenzene	ND	ug/kg	3.7	1		02/10/11 13:31	100-41-4	
Toluene	ND	ug/kg	3.7	1		02/10/11 13:31	108-88-3	
Xylene (Total)	ND	ug/kg	11.1	1		02/10/11 13:31	1330-20-7	
Dibromofluoromethane (S)	95	%	80-136	1		02/10/11 13:31	1868-53-7	
Toluene-d8 (S)	103	%	80-120	1		02/10/11 13:31	2037-26-5	
4-Bromofluorobenzene (S)	98	%	72-122	1		02/10/11 13:31	460-00-4	
1,2-Dichloroethane-d4 (S)	106	%	80-143	1		02/10/11 13:31	17060-07-0	
Percent Moisture	Analytical Method: ASTM D2974-87							
Percent Moisture	**9.1**	%	0.10	1		02/12/11 15:19		

This report shall not be reproduced, except in full,
without the written consent of Pace Analytical Services, Inc..

Pace Analytical Services, Inc.
940 South Harney
Seattle, WA 98108
(206)767-5060

ANALYTICAL RESULTS

Project: East Bay Redevelopment 138130
Pace Project No.: 256520

Sample: SPL-24-3 **Lab ID: 256520009** Collected: 02/07/11 14:30 Received: 02/08/11 10:20 Matrix: Solid

Results reported on a "dry-weight" basis

Parameters	Results	Units	Report Limit	DF	Prepared	Analyzed	CAS No.	Qual
NWTPH-Dx GCS SG	Analytical Method: NWTPH-Dx Preparation Method: EPA 3546							
Diesel Range SG	**26.6**	mg/kg	21.0	1	02/09/11 10:15	02/10/11 00:54		
Motor Oil Range SG	**133**	mg/kg	84.0	1	02/09/11 10:15	02/10/11 00:54	64742-65-0	
n-Octacosane (S) SG	91	%	50-150	1	02/09/11 10:15	02/10/11 00:54	630-02-4	
o-Terphenyl (S) SG	95	%	50-150	1	02/09/11 10:15	02/10/11 00:54	84-15-1	
NWTPH-Gx GCV	Analytical Method: NWTPH-Gx Preparation Method: NWTPH-Gx							
Gasoline Range Organics	**6.6**	mg/kg	6.1	1	02/11/11 15:20	02/12/11 09:23		
a,a,a-Trifluorotoluene (S)	107	%	50-150	1	02/11/11 15:20	02/12/11 09:23	98-08-8	
4-Bromofluorobenzene (S)	97	%	50-150	1	02/11/11 15:20	02/12/11 09:23	460-00-4	
8270 MSSV PAH by SIM	Analytical Method: EPA 8270 by SIM Preparation Method: EPA 3546							
Acenaphthene	**10.7**	ug/kg	7.4	1	02/09/11 11:10	02/12/11 01:24	83-32-9	
Acenaphthylene	**40.1**	ug/kg	7.4	1	02/09/11 11:10	02/12/11 01:24	208-96-8	
Anthracene	**44.8**	ug/kg	7.4	1	02/09/11 11:10	02/12/11 01:24	120-12-7	
Benzo(a)anthracene	**98.2**	ug/kg	7.4	1	02/09/11 11:10	02/12/11 01:24	56-55-3	
Benzo(a)pyrene	**135**	ug/kg	7.4	1	02/09/11 11:10	02/12/11 01:24	50-32-8	
Benzo(b)fluoranthene	**103**	ug/kg	7.4	1	02/09/11 11:10	02/12/11 01:24	205-99-2	
Benzo(g,h,i)perylene	**74.6**	ug/kg	7.4	1	02/09/11 11:10	02/12/11 01:24	191-24-2	
Benzo(k)fluoranthene	**65.1**	ug/kg	7.4	1	02/09/11 11:10	02/12/11 01:24	207-08-9	
Chrysene	**103**	ug/kg	7.4	1	02/09/11 11:10	02/12/11 01:24	218-01-9	
Dibenz(a,h)anthracene	**19.8**	ug/kg	7.4	1	02/09/11 11:10	02/12/11 01:24	53-70-3	
Fluoranthene	**130**	ug/kg	7.4	1	02/09/11 11:10	02/12/11 01:24	206-44-0	
Fluorene	**30.9**	ug/kg	7.4	1	02/09/11 11:10	02/12/11 01:24	86-73-7	
Indeno(1,2,3-cd)pyrene	**60.2**	ug/kg	7.4	1	02/09/11 11:10	02/12/11 01:24	193-39-5	
1-Methylnaphthalene	**10.9**	ug/kg	7.4	1	02/09/11 11:10	02/12/11 01:24	90-12-0	
2-Methylnaphthalene	**17.9**	ug/kg	7.4	1	02/09/11 11:10	02/12/11 01:24	91-57-6	
Naphthalene	**28.1**	ug/kg	7.4	1	02/09/11 11:10	02/12/11 01:24	91-20-3	
Phenanthrene	**142**	ug/kg	7.4	1	02/09/11 11:10	02/12/11 01:24	85-01-8	
Pyrene	**285**	ug/kg	7.4	1	02/09/11 11:10	02/12/11 01:24	129-00-0	
2-Fluorobiphenyl (S)	54	%	31-131	1	02/09/11 11:10	02/12/11 01:24	321-60-8	
Terphenyl-d14 (S)	56	%	30-133	1	02/09/11 11:10	02/12/11 01:24	1718-51-0	
8260/5035A Volatile Organics	Analytical Method: EPA 8260							
Benzene	ND	ug/kg	2.9	1		02/10/11 13:51	71-43-2	
Ethylbenzene	ND	ug/kg	2.9	1		02/10/11 13:51	100-41-4	
Toluene	ND	ug/kg	2.9	1		02/10/11 13:51	108-88-3	
Xylene (Total)	ND	ug/kg	8.7	1		02/10/11 13:51	1330-20-7	
Dibromofluoromethane (S)	95	%	80-136	1		02/10/11 13:51	1868-53-7	
Toluene-d8 (S)	106	%	80-120	1		02/10/11 13:51	2037-26-5	
4-Bromofluorobenzene (S)	99	%	72-122	1		02/10/11 13:51	460-00-4	
1,2-Dichloroethane-d4 (S)	103	%	80-143	1		02/10/11 13:51	17060-07-0	
Percent Moisture	Analytical Method: ASTM D2974-87							
Percent Moisture	**10.1**	%	0.10	1		02/12/11 15:20		

This report shall not be reproduced, except in full,
without the written consent of Pace Analytical Services, Inc..

Pace Analytical Services, Inc.
940 South Harney
Seattle, WA 98108
(206)767-5060

ANALYTICAL RESULTS

Project: East Bay Redevelopment 138130
Pace Project No.: 256520

Sample: SPL-24-4 **Lab ID: 256520010** Collected: 02/07/11 13:45 Received: 02/08/11 10:20 Matrix: Solid

Results reported on a "dry-weight" basis

Parameters	Results	Units	Report Limit	DF	Prepared	Analyzed	CAS No.	Qual
NWTPH-Dx GCS SG	Analytical Method: NWTPH-Dx Preparation Method: EPA 3546							
Diesel Range SG	**25.3**	mg/kg	22.8	1	02/09/11 10:15	02/10/11 01:10		
Motor Oil Range SG	**115**	mg/kg	91.4	1	02/09/11 10:15	02/10/11 01:10	64742-65-0	
n-Octacosane (S) SG	91	%	50-150	1	02/09/11 10:15	02/10/11 01:10	630-02-4	
o-Terphenyl (S) SG	95	%	50-150	1	02/09/11 10:15	02/10/11 01:10	84-15-1	
NWTPH-Gx GCV	Analytical Method: NWTPH-Gx Preparation Method: NWTPH-Gx							
Gasoline Range Organics	**76.5**	mg/kg	6.1	1	02/11/11 15:20	02/12/11 09:46		
a,a,a-Trifluorotoluene (S)	96	%	50-150	1	02/11/11 15:20	02/12/11 09:46	98-08-8	
4-Bromofluorobenzene (S)	122	%	50-150	1	02/11/11 15:20	02/12/11 09:46	460-00-4	
8270 MSSV PAH by SIM	Analytical Method: EPA 8270 by SIM Preparation Method: EPA 3546							
Acenaphthene	**25.2**	ug/kg	7.6	1	02/09/11 11:10	02/12/11 01:42	83-32-9	
Acenaphthylene	**56.7**	ug/kg	7.6	1	02/09/11 11:10	02/12/11 01:42	208-96-8	
Anthracene	**87.2**	ug/kg	7.6	1	02/09/11 11:10	02/12/11 01:42	120-12-7	
Benzo(a)anthracene	**228**	ug/kg	7.6	1	02/09/11 11:10	02/12/11 01:42	56-55-3	
Benzo(a)pyrene	**255**	ug/kg	7.6	1	02/09/11 11:10	02/12/11 01:42	50-32-8	
Benzo(b)fluoranthene	**187**	ug/kg	7.6	1	02/09/11 11:10	02/12/11 01:42	205-99-2	
Benzo(g,h,i)perylene	**131**	ug/kg	7.6	1	02/09/11 11:10	02/12/11 01:42	191-24-2	
Benzo(k)fluoranthene	**133**	ug/kg	7.6	1	02/09/11 11:10	02/12/11 01:42	207-08-9	
Chrysene	**214**	ug/kg	7.6	1	02/09/11 11:10	02/12/11 01:42	218-01-9	
Dibenz(a,h)anthracene	**34.0**	ug/kg	7.6	1	02/09/11 11:10	02/12/11 01:42	53-70-3	
Fluoranthene	**340**	ug/kg	7.6	1	02/09/11 11:10	02/12/11 01:42	206-44-0	
Fluorene	**58.3**	ug/kg	7.6	1	02/09/11 11:10	02/12/11 01:42	86-73-7	
Indeno(1,2,3-cd)pyrene	**108**	ug/kg	7.6	1	02/09/11 11:10	02/12/11 01:42	193-39-5	
1-Methylnaphthalene	**25.8**	ug/kg	7.6	1	02/09/11 11:10	02/12/11 01:42	90-12-0	
2-Methylnaphthalene	**27.5**	ug/kg	7.6	1	02/09/11 11:10	02/12/11 01:42	91-57-6	
Naphthalene	**44.3**	ug/kg	7.6	1	02/09/11 11:10	02/12/11 01:42	91-20-3	
Phenanthrene	**301**	ug/kg	7.6	1	02/09/11 11:10	02/12/11 01:42	85-01-8	
Pyrene	**516**	ug/kg	7.6	1	02/09/11 11:10	02/12/11 01:42	129-00-0	
2-Fluorobiphenyl (S)	60	%	31-131	1	02/09/11 11:10	02/12/11 01:42	321-60-8	
Terphenyl-d14 (S)	64	%	30-133	1	02/09/11 11:10	02/12/11 01:42	1718-51-0	
8260/5035A Volatile Organics	Analytical Method: EPA 8260							
Benzene	ND	ug/kg	3.1	1		02/10/11 14:10	71-43-2	
Ethylbenzene	ND	ug/kg	3.1	1		02/10/11 14:10	100-41-4	
Toluene	ND	ug/kg	3.1	1		02/10/11 14:10	108-88-3	
Xylene (Total)	ND	ug/kg	9.2	1		02/10/11 14:10	1330-20-7	
Dibromofluoromethane (S)	95	%	80-136	1		02/10/11 14:10	1868-53-7	
Toluene-d8 (S)	103	%	80-120	1		02/10/11 14:10	2037-26-5	
4-Bromofluorobenzene (S)	103	%	72-122	1		02/10/11 14:10	460-00-4	
1,2-Dichloroethane-d4 (S)	106	%	80-143	1		02/10/11 14:10	17060-07-0	
Percent Moisture	Analytical Method: ASTM D2974-87							
Percent Moisture	**12.7**	%	0.10	1		02/12/11 15:21		

This report shall not be reproduced, except in full,
without the written consent of Pace Analytical Services, Inc..

Pace Analytical Services, Inc.
940 South Harney
Seattle, WA 98108
(206)767-5060

ANALYTICAL RESULTS

Project: East Bay Redevelopment 138130
Pace Project No.: 256520

Sample: TB-020711 **Lab ID: 256520011** Collected: 02/07/11 00:00 Received: 02/08/11 10:20 Matrix: Solid

Results reported on a "wet-weight" basis

Parameters	Results	Units	Report Limit	DF	Prepared	Analyzed	CAS No.	Qual
NWTPH-Gx GCV	Analytical Method: NWTPH-Gx		Preparation Method: NWTPH-Gx					
Gasoline Range Organics	ND	mg/kg	5.0	1	02/11/11 15:20	02/12/11 04:14		
a,a,a-Trifluorotoluene (S)	99	%	50-150	1	02/11/11 15:20	02/12/11 04:14	98-08-8	
4-Bromofluorobenzene (S)	87	%	50-150	1	02/11/11 15:20	02/12/11 04:14	460-00-4	
8260/5035A Volatile Organics	Analytical Method: EPA 8260							
Benzene	ND	ug/kg	3.0	1		02/10/11 12:13	71-43-2	
Ethylbenzene	ND	ug/kg	3.0	1		02/10/11 12:13	100-41-4	
Toluene	ND	ug/kg	3.0	1		02/10/11 12:13	108-88-3	
Xylene (Total)	ND	ug/kg	9.0	1		02/10/11 12:13	1330-20-7	
Dibromofluoromethane (S)	96	%	80-136	1		02/10/11 12:13	1868-53-7	
Toluene-d8 (S)	103	%	80-120	1		02/10/11 12:13	2037-26-5	
4-Bromofluorobenzene (S)	100	%	72-122	1		02/10/11 12:13	460-00-4	
1,2-Dichloroethane-d4 (S)	104	%	80-143	1		02/10/11 12:13	17060-07-0	

This report shall not be reproduced, except in full,
without the written consent of Pace Analytical Services, Inc..

Pace Analytical Services, Inc.
940 South Harney
Seattle, WA 98108
(206)767-5060

QUALITY CONTROL DATA

Project: East Bay Redevelopment 138130
Pace Project No.: 256520

QC Batch: OEXT/3284 Analysis Method: NWTPH-Dx
QC Batch Method: EPA 3546 Analysis Description: NWTPH-Dx GCS
Associated Lab Samples: 256520001, 256520002, 256520003, 256520004, 256520005, 256520006, 256520007, 256520008, 256520009, 256520010

METHOD BLANK: 57662 Matrix: Solid
Associated Lab Samples: 256520001, 256520002, 256520003, 256520004, 256520005, 256520006, 256520007, 256520008, 256520009, 256520010

Parameter	Units	Blank Result	Reporting Limit	Analyzed	Qualifiers
Diesel Range SG	mg/kg	ND	20.0	02/09/11 21:19	
Motor Oil Range SG	mg/kg	ND	80.0	02/09/11 21:19	
n-Octacosane (S) SG	%	93	50-150	02/09/11 21:19	
o-Terphenyl (S) SG	%	86	50-150	02/09/11 21:19	

LABORATORY CONTROL SAMPLE: 57663

Parameter	Units	Spike Conc.	LCS Result	LCS % Rec	% Rec Limits	Qualifiers
Diesel Range SG	mg/kg	500	473	95	56-124	
Motor Oil Range SG	mg/kg	500	533	107	50-150	
n-Octacosane (S) SG	%			98	50-150	
o-Terphenyl (S) SG	%			101	50-150	

SAMPLE DUPLICATE: 57664

Parameter	Units	256520003 Result	Dup Result	RPD	Qualifiers
Diesel Range SG	mg/kg	ND	17.8J		
Motor Oil Range SG	mg/kg	ND	73.8J		
n-Octacosane (S) SG	%	92	92	6	
o-Terphenyl (S) SG	%	93	95	4	

This report shall not be reproduced, except in full,
without the written consent of Pace Analytical Services, Inc..

Pace Analytical Services, Inc.
940 South Harney
Seattle, WA 98108
(206)767-5060

QUALITY CONTROL DATA

Project: East Bay Redevelopment 138130
Pace Project No.: 256520

QC Batch: GCV/2150 Analysis Method: NWTPH-Gx
QC Batch Method: NWTPH-Gx Analysis Description: NWTPH-Gx Solid GCV
Associated Lab Samples: 256520001, 256520002, 256520003

METHOD BLANK: 57717 Matrix: Solid
Associated Lab Samples: 256520001, 256520002, 256520003

Parameter	Units	Blank Result	Reporting Limit	Analyzed	Qualifiers
Gasoline Range Organics	mg/kg	ND	5.0	02/09/11 22:37	
4-Bromofluorobenzene (S)	%	90	50-150	02/09/11 22:37	
a,a,a-Trifluorotoluene (S)	%	102	50-150	02/09/11 22:37	

LABORATORY CONTROL SAMPLE: 57718

Parameter	Units	Spike Conc.	LCS Result	LCS % Rec	% Rec Limits	Qualifiers
Gasoline Range Organics	mg/kg	12.5	11.0	88	54-156	
4-Bromofluorobenzene (S)	%			85	50-150	
a,a,a-Trifluorotoluene (S)	%			90	50-150	

SAMPLE DUPLICATE: 58143

Parameter	Units	256498001 Result	Dup Result	RPD	Qualifiers
Gasoline Range Organics	mg/kg	ND	.95J		
4-Bromofluorobenzene (S)	%	88	101	14	
a,a,a-Trifluorotoluene (S)	%	96	110	14	

SAMPLE DUPLICATE: 58144

Parameter	Units	256498006 Result	Dup Result	RPD	Qualifiers
Gasoline Range Organics	mg/kg	ND	.67J		
4-Bromofluorobenzene (S)	%	86	86	.7	
a,a,a-Trifluorotoluene (S)	%	98	97	.8	

This report shall not be reproduced, except in full,
without the written consent of Pace Analytical Services, Inc..

Pace Analytical Services, Inc.
940 South Harney
Seattle, WA 98108
(206)767-5060

QUALITY CONTROL DATA

Project: East Bay Redevelopment 138130
Pace Project No.: 256520

QC Batch: GCV/2161 Analysis Method: NWTPH-Gx
QC Batch Method: NWTPH-Gx Analysis Description: NWTPH-Gx Solid GCV
Associated Lab Samples: 256520004, 256520005, 256520006, 256520007, 256520008, 256520009, 256520010, 256520011

METHOD BLANK: 58273 Matrix: Solid
Associated Lab Samples: 256520004, 256520005, 256520006, 256520007, 256520008, 256520009, 256520010, 256520011

Parameter	Units	Blank Result	Reporting Limit	Analyzed	Qualifiers
Gasoline Range Organics	mg/kg	ND	5.0	02/12/11 03:50	
4-Bromofluorobenzene (S)	%	87	50-150	02/12/11 03:50	
a,a,a-Trifluorotoluene (S)	%	101	50-150	02/12/11 03:50	

LABORATORY CONTROL SAMPLE: 58274

Parameter	Units	Spike Conc.	LCS Result	LCS % Rec	% Rec Limits	Qualifiers
Gasoline Range Organics	mg/kg	12.5	12.3	99	54-156	
4-Bromofluorobenzene (S)	%			92	50-150	
a,a,a-Trifluorotoluene (S)	%			95	50-150	

SAMPLE DUPLICATE: 58443

Parameter	Units	256575003 Result	Dup Result	RPD	Qualifiers
Gasoline Range Organics	mg/kg	ND	1.2J		
4-Bromofluorobenzene (S)	%	97	93	4	
a,a,a-Trifluorotoluene (S)	%	109	105	3	

SAMPLE DUPLICATE: 58444

Parameter	Units	256520004 Result	Dup Result	RPD	Qualifiers
Gasoline Range Organics	mg/kg	19.5	15.1	26	
4-Bromofluorobenzene (S)	%	100	99	1	
a,a,a-Trifluorotoluene (S)	%	112	110	1	

This report shall not be reproduced, except in full,
without the written consent of Pace Analytical Services, Inc..

Pace Analytical Services, Inc.
940 South Harney
Seattle, WA 98108
(206)767-5060

QUALITY CONTROL DATA

Project: East Bay Redevelopment 138130
Pace Project No.: 256520

QC Batch: OEXT/3283 Analysis Method: EPA 8270 by SIM
QC Batch Method: EPA 3546 Analysis Description: 8270/3546 MSSV PAH by SIM
Associated Lab Samples: 256520001, 256520002, 256520003, 256520004, 256520005, 256520006, 256520007, 256520008, 256520009, 256520010

METHOD BLANK: 57658 Matrix: Solid
Associated Lab Samples: 256520001, 256520002, 256520003, 256520004, 256520005, 256520006, 256520007, 256520008, 256520009, 256520010

Parameter	Units	Blank Result	Reporting Limit	Analyzed	Qualifiers
1-Methylnaphthalene	ug/kg	ND	6.7	02/11/11 21:44	
2-Methylnaphthalene	ug/kg	ND	6.7	02/11/11 21:44	
Acenaphthene	ug/kg	ND	6.7	02/11/11 21:44	
Acenaphthylene	ug/kg	ND	6.7	02/11/11 21:44	
Anthracene	ug/kg	ND	6.7	02/11/11 21:44	
Benzo(a)anthracene	ug/kg	ND	6.7	02/11/11 21:44	
Benzo(a)pyrene	ug/kg	ND	6.7	02/11/11 21:44	
Benzo(b)fluoranthene	ug/kg	ND	6.7	02/11/11 21:44	
Benzo(g,h,i)perylene	ug/kg	ND	6.7	02/11/11 21:44	
Benzo(k)fluoranthene	ug/kg	ND	6.7	02/11/11 21:44	
Chrysene	ug/kg	ND	6.7	02/11/11 21:44	
Dibenz(a,h)anthracene	ug/kg	ND	6.7	02/11/11 21:44	
Fluoranthene	ug/kg	ND	6.7	02/11/11 21:44	
Fluorene	ug/kg	ND	6.7	02/11/11 21:44	
Indeno(1,2,3-cd)pyrene	ug/kg	ND	6.7	02/11/11 21:44	
Naphthalene	ug/kg	ND	6.7	02/11/11 21:44	
Phenanthrene	ug/kg	ND	6.7	02/11/11 21:44	
Pyrene	ug/kg	ND	6.7	02/11/11 21:44	
2-Fluorobiphenyl (S)	%	49	31-131	02/11/11 21:44	
Terphenyl-d14 (S)	%	60	30-133	02/11/11 21:44	

LABORATORY CONTROL SAMPLE: 57659

Parameter	Units	Spike Conc.	LCS Result	LCS % Rec	% Rec Limits	Qualifiers
1-Methylnaphthalene	ug/kg	133	89.3	67	37-121	
2-Methylnaphthalene	ug/kg	133	90.0	68	33-132	
Acenaphthene	ug/kg	133	82.3	62	32-127	
Acenaphthylene	ug/kg	133	82.2	62	31-134	
Anthracene	ug/kg	133	83.5	63	42-135	
Benzo(a)anthracene	ug/kg	133	89.9	67	43-139	
Benzo(a)pyrene	ug/kg	133	91.5	69	44-144	
Benzo(b)fluoranthene	ug/kg	133	83.0	62	42-144	
Benzo(g,h,i)perylene	ug/kg	133	70.0	53	46-136	
Benzo(k)fluoranthene	ug/kg	133	84.9	64	45-147	
Chrysene	ug/kg	133	81.1	61	42-144	
Dibenz(a,h)anthracene	ug/kg	133	73.2	55	48-142	
Fluoranthene	ug/kg	133	86.5	65	44-143	
Fluorene	ug/kg	133	87.3	65	32-146	
Indeno(1,2,3-cd)pyrene	ug/kg	133	72.8	55	47-140	
Naphthalene	ug/kg	133	77.2	58	35-118	

This report shall not be reproduced, except in full,
without the written consent of Pace Analytical Services, Inc..

Pace Analytical Services, Inc.
940 South Harney
Seattle, WA 98108
(206)767-5060

QUALITY CONTROL DATA

Project: East Bay Redevelopment 138130
Pace Project No.: 256520

LABORATORY CONTROL SAMPLE: 57659

Parameter	Units	Spike Conc.	LCS Result	LCS % Rec	% Rec Limits	Qualifiers
Phenanthrene	ug/kg	133	86.8	65	42-131	
Pyrene	ug/kg	133	88.3	66	47-136	
2-Fluorobiphenyl (S)	%			58	31-131	
Terphenyl-d14 (S)	%			70	30-133	

MATRIX SPIKE & MATRIX SPIKE DUPLICATE: 57660 57661

Parameter	Units	256520001 Result	MS Spike Conc.	MSD Spike Conc.	MS Result	MSD Result	MS % Rec	MSD % Rec	% Rec Limits	RPD	Qual
1-Methylnaphthalene	ug/kg	ND	143	143	99.5	100	68	68	31-123	.6	
2-Methylnaphthalene	ug/kg	ND	143	143	99.7	103	68	69	15-146	3	
Acenaphthene	ug/kg	ND	143	143	91.6	91.8	63	63	19-141	.2	
Acenaphthylene	ug/kg	ND	143	143	96.1	97.3	63	64	30-142	1	
Anthracene	ug/kg	ND	143	143	101	101	65	66	38-137	.6	
Benzo(a)anthracene	ug/kg	22.2	143	143	121	126	69	72	37-143	4	
Benzo(a)pyrene	ug/kg	21.7	143	143	123	123	71	71	33-147	.1	
Benzo(b)fluoranthene	ug/kg	19.2	143	143	125	109	74	62	25-156	14	
Benzo(g,h,i)perylene	ug/kg	11.2	143	143	93.0	92.9	57	57	26-142	.1	
Benzo(k)fluoranthene	ug/kg	12.1	143	143	95.4	107	58	66	35-142	11	
Chrysene	ug/kg	19.7	143	143	113	114	66	66	23-150	.6	
Dibenz(a,h)anthracene	ug/kg	ND	143	143	84.1	83.4	57	56	41-140	.9	
Fluoranthene	ug/kg	41.2	143	143	150	153	76	78	25-155	2	
Fluorene	ug/kg	ND	143	143	101	102	68	68	33-152	.5	
Indeno(1,2,3-cd)pyrene	ug/kg	8.8	143	143	90.8	90.9	57	57	36-139	.08	
Naphthalene	ug/kg	ND	143	143	87.5	89.0	58	59	25-121	2	
Phenanthrene	ug/kg	29.7	143	143	141	149	78	83	29-141	6	
Pyrene	ug/kg	54.2	143	143	187	199	93	101	36-145	6	
2-Fluorobiphenyl (S)	%						58	59	31-131		
Terphenyl-d14 (S)	%						75	74	30-133		

This report shall not be reproduced, except in full,
without the written consent of Pace Analytical Services, Inc..

Pace Analytical Services, Inc.
940 South Harney
Seattle, WA 98108
(206)767-5060

QUALITY CONTROL DATA

Project: East Bay Redevelopment 138130
Pace Project No.: 256520

QC Batch: MSV/3825 Analysis Method: EPA 8260
QC Batch Method: EPA 8260 Analysis Description: 8260 MSV 5035A Volatile Organics
Associated Lab Samples: 256520001, 256520002, 256520003, 256520004

METHOD BLANK: 57637 Matrix: Solid
Associated Lab Samples: 256520001, 256520002, 256520003, 256520004

Parameter	Units	Blank Result	Reporting Limit	Analyzed	Qualifiers
Benzene	ug/kg	ND	3.0	02/09/11 12:43	
Ethylbenzene	ug/kg	ND	3.0	02/09/11 12:43	
Toluene	ug/kg	ND	3.0	02/09/11 12:43	
Xylene (Total)	ug/kg	ND	9.0	02/09/11 12:43	
1,2-Dichloroethane-d4 (S)	%	102	80-143	02/09/11 12:43	
4-Bromofluorobenzene (S)	%	105	72-122	02/09/11 12:43	
Dibromofluoromethane (S)	%	95	80-136	02/09/11 12:43	
Toluene-d8 (S)	%	104	80-120	02/09/11 12:43	

LABORATORY CONTROL SAMPLE & LCSD: 57638 57639

Parameter	Units	Spike Conc.	LCS Result	LCSD Result	LCS % Rec	LCSD % Rec	% Rec Limits	RPD	Max RPD	Qualifiers
Benzene	ug/kg	50	51.0	48.4	102	97	75-133	5	30	
Ethylbenzene	ug/kg	50	50.5	46.7	101	93	68-131	8	30	
Toluene	ug/kg	50	55.1	48.4	110	97	73-124	13	30	
Xylene (Total)	ug/kg	150	158	145	105	96	68-130	9	30	
1,2-Dichloroethane-d4 (S)	%				111	98	80-143			
4-Bromofluorobenzene (S)	%				103	109	72-122			
Dibromofluoromethane (S)	%				103	95	80-136			
Toluene-d8 (S)	%				107	99	80-120			

This report shall not be reproduced, except in full,
without the written consent of Pace Analytical Services, Inc..

Pace Analytical Services, Inc.
940 South Harney
Seattle, WA 98108
(206)767-5060

QUALITY CONTROL DATA

Project: East Bay Redevelopment 138130
Pace Project No.: 256520

QC Batch: MSV/3835 Analysis Method: EPA 8260
QC Batch Method: EPA 8260 Analysis Description: 8260 MSV 5035A Volatile Organics
Associated Lab Samples: 256520005, 256520006, 256520007, 256520008, 256520009, 256520010, 256520011

METHOD BLANK: 57832 Matrix: Solid
Associated Lab Samples: 256520005, 256520006, 256520007, 256520008, 256520009, 256520010, 256520011

Parameter	Units	Blank Result	Reporting Limit	Analyzed	Qualifiers
Benzene	ug/kg	ND	3.0	02/10/11 11:54	
Ethylbenzene	ug/kg	ND	3.0	02/10/11 11:54	
Toluene	ug/kg	ND	3.0	02/10/11 11:54	
Xylene (Total)	ug/kg	ND	9.0	02/10/11 11:54	
1,2-Dichloroethane-d4 (S)	%	109	80-143	02/10/11 11:54	
4-Bromofluorobenzene (S)	%	98	72-122	02/10/11 11:54	
Dibromofluoromethane (S)	%	94	80-136	02/10/11 11:54	
Toluene-d8 (S)	%	101	80-120	02/10/11 11:54	

LABORATORY CONTROL SAMPLE & LCSD: 57833 58364

Parameter	Units	Spike Conc.	LCS Result	LCSD Result	LCS % Rec	LCSD % Rec	% Rec Limits	RPD	Max RPD	Qualifiers
Benzene	ug/kg	50	45.0	45.0	90	90	75-133	.008	30	
Ethylbenzene	ug/kg	50	44.0	43.7	88	87	68-131	.6	30	
Toluene	ug/kg	50	47.1	44.7	94	89	73-124	5	30	
Xylene (Total)	ug/kg	150	138	135	92	90	68-130	2	30	
1,2-Dichloroethane-d4 (S)	%				109	104	80-143			
4-Bromofluorobenzene (S)	%				105	105	72-122			
Dibromofluoromethane (S)	%				99	96	80-136			
Toluene-d8 (S)	%				106	100	80-120			

This report shall not be reproduced, except in full,
without the written consent of Pace Analytical Services, Inc..

Pace Analytical Services, Inc.
940 South Harney
Seattle, WA 98108
(206)767-5060

QUALITY CONTROL DATA

Project: East Bay Redevelopment 138130
Pace Project No.: 256520

QC Batch: PMST/1517 Analysis Method: ASTM D2974-87
QC Batch Method: ASTM D2974-87 Analysis Description: Dry Weight/Percent Moisture
Associated Lab Samples: 256520001, 256520002, 256520003, 256520004, 256520005, 256520006, 256520007, 256520008, 256520009, 256520010

SAMPLE DUPLICATE: 58349

Parameter	Units	256499001 Result	Dup Result	RPD	Qualifiers
Percent Moisture	%	11.4	12.2	6	

SAMPLE DUPLICATE: 58350

Parameter	Units	256520010 Result	Dup Result	RPD	Qualifiers
Percent Moisture	%	12.7	11.8	7	

This report shall not be reproduced, except in full,
without the written consent of Pace Analytical Services, Inc..

Pace Analytical Services, Inc.
940 South Harney
Seattle, WA 98108
(206)767-5060

QUALIFIERS

Project: East Bay Redevelopment 138130
Pace Project No.: 256520

DEFINITIONS

DF - Dilution Factor, if reported, represents the factor applied to the reported data due to changes in sample preparation, dilution of the sample aliquot, or moisture content.

ND - Not Detected at or above adjusted reporting limit.

J - Estimated concentration above the adjusted method detection limit and below the adjusted reporting limit.

MDL - Adjusted Method Detection Limit.

S - Surrogate

1,2-Diphenylhydrazine (8270 listed analyte) decomposes to Azobenzene.

Consistent with EPA guidelines, unrounded data are displayed and have been used to calculate % recovery and RPD values.

LCS(D) - Laboratory Control Sample (Duplicate)

MS(D) - Matrix Spike (Duplicate)

DUP - Sample Duplicate

RPD - Relative Percent Difference

NC - Not Calculable.

SG - Silica Gel Clean-Up

N-Nitrosodiphenylamine decomposes and cannot be separated from Diphenylamine using Method 8270. The result reported for each analyte is a combined concentration.

Pace Analytical is NELAP accredited. Contact your Pace PM for the current list of accredited analytes.

LABORATORIES

PASI-S Pace Analytical Services - Seattle

BATCH QUALIFIERS

Batch: MSV/3825

[M5] A matrix spike/matrix spike duplicate was not performed for this batch due to insufficient sample volume.

Batch: MSV/3835

[M5] A matrix spike/matrix spike duplicate was not performed for this batch due to insufficient sample volume.

This report shall not be reproduced, except in full,
without the written consent of Pace Analytical Services, Inc..

Pace Analytical Services, Inc.
940 South Harney
Seattle, WA 98108
(206)767-5060

QUALITY CONTROL DATA CROSS REFERENCE TABLE

Project: East Bay Redevelopment 138130
Pace Project No.: 256520

Lab ID	Sample ID	QC Batch Method	QC Batch	Analytical Method	Analytical Batch
256520001	**SPL-22-1**	EPA 3546	OEXT/3284	NWTPH-Dx	GCSV/2248
256520002	**SPL-22-2**	EPA 3546	OEXT/3284	NWTPH-Dx	GCSV/2248
256520003	**SPL-22-3**	EPA 3546	OEXT/3284	NWTPH-Dx	GCSV/2248
256520004	**SPL-23-1**	EPA 3546	OEXT/3284	NWTPH-Dx	GCSV/2248
256520005	**SPL-23-2**	EPA 3546	OEXT/3284	NWTPH-Dx	GCSV/2248
256520006	**SPL-23-3**	EPA 3546	OEXT/3284	NWTPH-Dx	GCSV/2248
256520007	**SPL-24-1**	EPA 3546	OEXT/3284	NWTPH-Dx	GCSV/2248
256520008	**SPL-24-2**	EPA 3546	OEXT/3284	NWTPH-Dx	GCSV/2248
256520009	**SPL-24-3**	EPA 3546	OEXT/3284	NWTPH-Dx	GCSV/2248
256520010	**SPL-24-4**	EPA 3546	OEXT/3284	NWTPH-Dx	GCSV/2248
256520001	**SPL-22-1**	NWTPH-Gx	GCV/2150	NWTPH-Gx	GCV/2168
256520002	**SPL-22-2**	NWTPH-Gx	GCV/2150	NWTPH-Gx	GCV/2168
256520003	**SPL-22-3**	NWTPH-Gx	GCV/2150	NWTPH-Gx	GCV/2168
256520004	**SPL-23-1**	NWTPH-Gx	GCV/2161	NWTPH-Gx	GCV/2163
256520005	**SPL-23-2**	NWTPH-Gx	GCV/2161	NWTPH-Gx	GCV/2163
256520006	**SPL-23-3**	NWTPH-Gx	GCV/2161	NWTPH-Gx	GCV/2163
256520007	**SPL-24-1**	NWTPH-Gx	GCV/2161	NWTPH-Gx	GCV/2163
256520008	**SPL-24-2**	NWTPH-Gx	GCV/2161	NWTPH-Gx	GCV/2163
256520009	**SPL-24-3**	NWTPH-Gx	GCV/2161	NWTPH-Gx	GCV/2163
256520010	**SPL-24-4**	NWTPH-Gx	GCV/2161	NWTPH-Gx	GCV/2163
256520011	**TB-020711**	NWTPH-Gx	GCV/2161	NWTPH-Gx	GCV/2163
256520001	**SPL-22-1**	EPA 3546	OEXT/3283	EPA 8270 by SIM	MSSV/1520
256520002	**SPL-22-2**	EPA 3546	OEXT/3283	EPA 8270 by SIM	MSSV/1520
256520003	**SPL-22-3**	EPA 3546	OEXT/3283	EPA 8270 by SIM	MSSV/1520
256520004	**SPL-23-1**	EPA 3546	OEXT/3283	EPA 8270 by SIM	MSSV/1520
256520005	**SPL-23-2**	EPA 3546	OEXT/3283	EPA 8270 by SIM	MSSV/1520
256520006	**SPL-23-3**	EPA 3546	OEXT/3283	EPA 8270 by SIM	MSSV/1520
256520007	**SPL-24-1**	EPA 3546	OEXT/3283	EPA 8270 by SIM	MSSV/1520
256520008	**SPL-24-2**	EPA 3546	OEXT/3283	EPA 8270 by SIM	MSSV/1520
256520009	**SPL-24-3**	EPA 3546	OEXT/3283	EPA 8270 by SIM	MSSV/1520
256520010	**SPL-24-4**	EPA 3546	OEXT/3283	EPA 8270 by SIM	MSSV/1520
256520001	**SPL-22-1**	EPA 8260	MSV/3825		
256520002	**SPL-22-2**	EPA 8260	MSV/3825		
256520003	**SPL-22-3**	EPA 8260	MSV/3825		
256520004	**SPL-23-1**	EPA 8260	MSV/3825		
256520005	**SPL-23-2**	EPA 8260	MSV/3835		
256520006	**SPL-23-3**	EPA 8260	MSV/3835		
256520007	**SPL-24-1**	EPA 8260	MSV/3835		
256520008	**SPL-24-2**	EPA 8260	MSV/3835		
256520009	**SPL-24-3**	EPA 8260	MSV/3835		
256520010	**SPL-24-4**	EPA 8260	MSV/3835		
256520011	**TB-020711**	EPA 8260	MSV/3835		
256520001	**SPL-22-1**	ASTM D2974-87	PMST/1517		
256520002	**SPL-22-2**	ASTM D2974-87	PMST/1517		
256520003	**SPL-22-3**	ASTM D2974-87	PMST/1517		
256520004	**SPL-23-1**	ASTM D2974-87	PMST/1517		

This report shall not be reproduced, except in full,
without the written consent of Pace Analytical Services, Inc..

Pace Analytical Services, Inc.
940 South Harney
Seattle, WA 98108
(206)767-5060

QUALITY CONTROL DATA CROSS REFERENCE TABLE

Project: East Bay Redevelopment 138130
Pace Project No.: 256520

Lab ID	Sample ID	QC Batch Method	QC Batch	Analytical Method	Analytical Batch
256520005	**SPL-23-2**	ASTM D2974-87	PMST/1517		
256520006	**SPL-23-3**	ASTM D2974-87	PMST/1517		
256520007	**SPL-24-1**	ASTM D2974-87	PMST/1517		
256520008	**SPL-24-2**	ASTM D2974-87	PMST/1517		
256520009	**SPL-24-3**	ASTM D2974-87	PMST/1517		
256520010	**SPL-24-4**	ASTM D2974-87	PMST/1517		

This report shall not be reproduced, except in full,
without the written consent of Pace Analytical Services, Inc..

Pace Analytical
www.pacelabs.com

CHAIN-OF-CUSTODY / Analytical Request Document

The Chain-of-Custody is a LEGAL DOCUMENT. All relevant fields must be completed accurately.

256520

Page: 1 of 1

1446264

Section A Required Client Information:	Section B Required Project Information:	Section C Invoice Information:
Company: BROWN AND CALDWELL	Report To: JON TURK	Attention: JON TURK
Address: 724 COLUMBUS NW #420	Copy To: JOSH JOHNSON	Company Name:
OLYMPIA, WA 98501		Address:
Email To: jturk@brwncald.com	Purchase Order No.:	Pace Quote Reference:
Phone: 360-943-7525 Fax:	Project Name: EAST BAY REDEVELOPMENT	Pace Project Manager:
Requested Due Date/TAT:	Project Number: 138130	Pace Profile #:

REGULATORY AGENCY: ☐ NPDES ☐ GROUND WATER ☐ DRINKING WATER ☐ UST ☐ RCRA ☒ OTHER ECY

Site Location STATE: WA

Section D Required Client Information

Matrix Codes (MATRIX / CODE): Drinking Water DW; Water WT; Waste Water WW; Product P; Soil/Solid SL; Oil OL; Wipe WP; Air AR; Tissue TS; Other OT

SAMPLE ID (A-Z, 0-9 / ,-) Sample IDs MUST BE UNIQUE

Requested Analysis Filtered (Y/N)

ITEM #	SAMPLE ID	MATRIX CODE (see valid codes to left)	SAMPLE TYPE (G=GRAB C=COMP)	COLLECTED COMPOSITE START DATE	COLLECTED COMPOSITE START TIME	COLLECTED COMPOSITE END/GRAB DATE	COLLECTED COMPOSITE END/GRAB TIME	SAMPLE TEMP AT COLLECTION	# OF CONTAINERS	Preservatives: Unpreserved	H_2SO_4	HNO_3	HCl	NaOH	$Na_2S_2O_3$	Methanol	Other	Analysis Test Y/N	TPH-HO, TPH-D	DIOXIN, FURAN	CPAH, NAPTHALENE	Ca, Cu, Pb, As, Ni	BTEX, TPH-G	SG	Residual Chlorine (Y/N)	Pace Project No./ Lab I.I
1	SPL-22-1	SL	G			02-07-11	12:15		7	X						X		X	X	X	X	X	X			
2	SPL-22-2						12:30																			
3	SPL-22-3						12:44																			
4	SPL-23-1						13:00																			
5	SPL-23-2						13:15																			
6	SPL-23-3						13:30																			
7	SPL-24-1						14:00																			
8	SPL-24-2						14:15																			
9	SPL-24-3						14:30																			
10	SPL-24-4						13:45																			
11	TB-020711	WT							3							X	X									
12																										

ADDITIONAL COMMENTS	RELINQUISHED BY / AFFILIATION	DATE	TIME	ACCEPTED BY / AFFILIATION	DATE	TIME	SAMPLE CONDITIONS			
temp blank included	Ada Hamilton / BC	02-08-11	10:20	~~custody seal received~~ Jenni Cross/Pace	2/8/11	10:20	4.0	Y	N	Y

ORIGINAL

SAMPLER NAME AND SIGNATURE

PRINT Name of SAMPLER: ADA HAMILTON

SIGNATURE of SAMPLER: Ada Hamilton DATE Signed (MM/DD/YY): 02/07/11

Temp in °C | Received on Ice (Y/N) | Custody Sealed Cooler (Y/N) | Samples Intact (Y/N)

Important Note: By signing this form you are accepting Pace's NET 30 day payment terms and agreeing to late charges of 1.5% per month for any invoices not paid within 30 days.

F-ALL-Q-020rev.07, 15-May-2007

Sample Container Count

CLIENT: Brown & Caldwell

Pace Analytical
www.pacelabs.com

256520

COC PAGE 1 of 1
COC ID# 14460264

Sample Line Item	VG9H	AG1H	AG1U	BG1H	BP1U	BP2U	BP3U	BP2N	BP2S	WGFU	WGKU	JGAM		JGAU	Comments
1										2		1		2	
2															
3															
4															
5															
6															
7															
8															
9															
10										2					
11												1		2	
12															Trip Blank? yes

AG1H	1 liter HCL amber glass		BP2S	500mL H2SO4 plastic		JGFU	4oz unpreserved amber wide
AG1U	1liter unpreserved amber glass		BP2U	500mL unpreserved plastic		R	terra core kit
AG2S	500mL H2SO4 amber glass		BP2Z	500mL NaOH, Zn Ac		U	Summa Can
AG2U	500mL unpreserved amber glass		BP3C	250mL NaOH plastic		VG9H	40mL HCL clear vial
AG3S	250mL H2SO4 amber glass		BP3N	250mL HNO3 plastic		VG9T	40mL Na Thio. clear vial
BG1H	1 liter HCL clear glass		BP3S	250mL H2SO4 plastic		VG9U	40mL unpreserved clear vial
BG1U	1 liter unpreserved glass		BP3U	250mL unpreserved plastic		VG9W	40mL glass vial preweighted (EPA 5035)
BP1N	1 liter HNO3 plastic		DG9B	40mL Na Bisulfate amber vial		VSG	Headspace septa vial & HCL
BP1S	1 liter H2SO4 plastic		DG9H	40mL HCL amber voa vial		WGFU	4oz clear soil jar
BP1U	1 liter unpreserved plastic		DG9M	40mL MeOH clear vial		WGFX	4oz wide jar w/hexane wipe
BP1Z	1 liter NaOH, Zn, Ac		DG9T	40mL Na Thio amber vial		ZPLC	Ziploc Bag
BP2N	500mL HNO3 plastic		DG9U	40mL unpreserved amber vial			
BP2O	500mL NaOH plastic		I	Wipe/Swab			

Sample Condition Upon Receipt

Pace Analytical

Client Name: Brown & Caldwell Project # 256520

Courier: ☐ Fed Ex ☐ UPS ☐ USPS ☑ Client ☐ Commercial ☐ Pace Other _____

Tracking #: _____

Custody Seal on Cooler/Box Present: ☐ Yes ☑ No Seals Intact: ☐ Yes ☐ No

Packing Material: ☐ Bubble Wrap ☑ Bubble Bags ☐ None ☐ Other _____ Temp. Blank (Yes) ____ No ____

Thermometer Used 132013 or 101791962 or 126099 Type of Ice: (Wet) Blue None ☐ Samples on ice, cooling process has begun

Cooler Temperature 4.0 Biological Tissue Is Frozen: Yes No

Date and Initials of person examining contents: NJS 2/8/11

Temp should be above freezing ≤ 6°C Comments:

Chain of Custody Present:	☑Yes	☐No	☐N/A
Chain of Custody Filled Out:	☑Yes	☐No	☐N/A
Chain of Custody Relinquished:	☑Yes	☐No	☐N/A
Sampler Name & Signature on COC:	☑Yes	☐No	☐N/A
Samples Arrived within Hold Time:	☑Yes	☐No	☐N/A
Short Hold Time Analysis (<72hr):	☐Yes	☑No	☐N/A
Rush Turn Around Time Requested:	☐Yes	☑No	☐N/A
Sufficient Volume:	☑Yes	☐No	☐N/A
Correct Containers Used:	☑Yes	☐No	☐N/A
-Pace Containers Used:	☑Yes	☐No	☐N/A
Containers Intact:	☑Yes	☐No	☐N/A
Filtered volume received for Dissolved tests	☐Yes	☐No	☑N/A
Sample Labels match COC:	☑Yes	☐No	☐N/A
-Includes date/time/ID/Analysis Matrix:	Soil		
All containers needing preservation have been checked.	☐Yes	☐No	☑N/A
All containers needing preservation are found to be in compliance with EPA recommendation.	☐Yes	☐No	☑N/A
Exceptions: VOA, coliform, TOC, O&G			
Samples checked for dechlorination:	☐Yes	☐No	☑N/A
Headspace in VOA Vials (>6mm):	☐Yes	☐No	☑N/A
Trip Blanks Present:	☐Yes	☐No	☐N/A
Trip Blank Custody Seals Present	☐Yes	☐No	☐N/A
Pace Trip Blank Lot # (if purchased):			

	Initial when completed	Lot # of added preservative
1.		
2.		
3.		
4.		
5.		
6.		
7.		
8.		
9.		
10.		
11.		
12.		
13.		
14.		
15.		
16.		

Client Notification/ Resolution: Field Data Required? Y / N

Person Contacted: _____ Date/Time: _____

Comments/ Resolution: _____

Project Manager Review: JENNI GROSS **Date:** 2/8/11

Note: Whenever there is a discrepancy affecting North Carolina compliance samples, a copy of this form will be sent to the North Carolina DENR Certification Office (i.e out of hold, incorrect preservative, out of temp, incorrect containers)

Pace Analytical Services, Inc.
940 South Harney
Seattle, WA 98108
(206)767-5060

February 25, 2011

Joshua Johnson
Brown & Caldwell
724 Columbia St. NW#420
Olympia, WA 98501

RE: Project: East Bay Redevelopment 138130
Pace Project No.: 256548

Dear Joshua Johnson:
Enclosed are the analytical results for sample(s) received by the laboratory on February 10, 2011. The results relate only to the samples included in this report. Results reported herein conform to the most current NELAC standards, where applicable, unless otherwise narrated in the body of the report.

If you have any questions concerning this report, please feel free to contact me.

Sincerely,



Andy Brownfield for
Jennifer Gross
jennifer.gross@pacelabs.com
Project Manager

Enclosures

cc: Jon Turk, Brown & Caldwell

This report shall not be reproduced, except in full,
without the written consent of Pace Analytical Services, Inc..

Pace Analytical Services, Inc.
940 South Harney
Seattle, WA 98108
(206)767-5060

CERTIFICATIONS

Project: East Bay Redevelopment 138130
Pace Project No.: 256548

Minnesota Certification IDs

1700 Elm Street SE Suite 200, Minneapolis, MN 55414
A2LA Certification #: 2926.01
Alaska Certification #: UST-078
Alaska Certification #MN00064
Arizona Certification #: AZ-0014
Arkansas Certification #: 88-0680
California Certification #: 01155CA
EPA Region 8 Certification #: Pace
Florida/NELAP Certification #: E87605
Georgia Certification #: 959
Idaho Certification #: MN00064
Illinois Certification #: 200011
Iowa Certification #: 368
Kansas Certification #: E-10167
Louisiana Certification #: 03086
Louisiana Certification #: LA080009
Maine Certification #: 2007029
Maryland Certification #: 322
Michigan DEQ Certification #: 9909
Minnesota Certification #: 027-053-137
Mississippi Certification #: Pace
Montana Certification #: MT CERT0092
Nevada Certification #: MN_00064
Nebraska Certification #: Pace
New Jersey Certification #: MN-002
New Mexico Certification #: Pace
New York Certification #: 11647
North Carolina Certification #: 530
North Dakota Certification #: R-036
North Dakota Certification #: R-036A
Ohio VAP Certification #: CL101
Oklahoma Certification #: D9921
Oklahoma Certification #: 9507
Oregon Certification #: MN200001
Pennsylvania Certification #: 68-00563
Puerto Rico Certification
Tennessee Certification #: 02818
Texas Certification #: T104704192
Washington Certification #: C754
Wisconsin Certification #: 999407970
A2LA cert#

This report shall not be reproduced, except in full,
without the written consent of Pace Analytical Services, Inc..

Pace Analytical Services, Inc.
940 South Harney
Seattle, WA 98108
(206)767-5060

SAMPLE ANALYTE COUNT

Project: East Bay Redevelopment 138130
Pace Project No.: 256548

Lab ID	Sample ID	Method	Analysts	Analytes Reported	Laboratory
256548001	**SPL-25-1**	EPA 6020	TL1	5	PASI-M
		% Moisture	JDL	1	PASI-M
256548002	**SPL-25-2**	EPA 6020	TL1	5	PASI-M
		% Moisture	JDL	1	PASI-M
256548003	**SPL-25-3**	EPA 6020	TL1	5	PASI-M
		% Moisture	JDL	1	PASI-M
256548004	**SPL-25-4**	EPA 6020	TL1	5	PASI-M
		% Moisture	JDL	1	PASI-M
256548005	**SPL-25-5**	EPA 6020	TL1	5	PASI-M
		% Moisture	JDL	1	PASI-M
256548006	**SPL-26-1**	EPA 6020	TL1	5	PASI-M
		% Moisture	JDL	1	PASI-M
256548007	**SPL-26-2**	EPA 6020	TL1	5	PASI-M
		% Moisture	JDL	1	PASI-M
256548008	**SPL-26-3**	EPA 6020	TL1	5	PASI-M
		% Moisture	JDL	1	PASI-M
256548009	**SPL-26-4**	EPA 6020	TL1	5	PASI-M
		% Moisture	JDL	1	PASI-M

This report shall not be reproduced, except in full,
without the written consent of Pace Analytical Services, Inc..

Pace Analytical Services, Inc.
940 South Harney
Seattle, WA 98108
(206)767-5060

ANALYTICAL RESULTS

Project: East Bay Redevelopment 138130
Pace Project No.: 256548

Sample: SPL-25-1 **Lab ID: 256548001** Collected: 02/09/11 10:30 Received: 02/10/11 07:45 Matrix: Solid

Results reported on a "dry-weight" basis

Parameters	Results	Units	Report Limit	DF	Prepared	Analyzed	CAS No.	Qual
6020 MET ICPMS	Analytical Method: EPA 6020							
Arsenic	**4.0**	mg/kg	0.43	20	02/14/11 09:13	02/23/11 11:58	7440-38-2	
Cadmium	**0.14**	mg/kg	0.068	20	02/14/11 09:13	02/23/11 11:58	7440-43-9	
Copper	**24.2**	mg/kg	0.43	20	02/14/11 09:13	02/23/11 11:58	7440-50-8	
Lead	**4.9**	mg/kg	0.43	20	02/14/11 09:13	02/23/11 11:58	7439-92-1	
Nickel	**33.8**	mg/kg	0.43	20	02/14/11 09:13	02/23/11 11:58	7440-02-0	
Dry Weight	Analytical Method: % Moisture							
Percent Moisture	**7.8**	%	0.10	1		02/14/11 00:00		

Sample: SPL-25-2 **Lab ID: 256548002** Collected: 02/09/11 10:45 Received: 02/10/11 07:45 Matrix: Solid

Results reported on a "dry-weight" basis

Parameters	Results	Units	Report Limit	DF	Prepared	Analyzed	CAS No.	Qual
6020 MET ICPMS	Analytical Method: EPA 6020							
Arsenic	**4.7**	mg/kg	0.39	20	02/14/11 09:13	02/23/11 12:08	7440-38-2	
Cadmium	**0.53**	mg/kg	0.063	20	02/14/11 09:13	02/23/11 12:08	7440-43-9	
Copper	**69.4**	mg/kg	0.39	20	02/14/11 09:13	02/23/11 12:08	7440-50-8	M6
Lead	**21.2**	mg/kg	0.39	20	02/14/11 09:13	02/23/11 12:08	7439-92-1	
Nickel	**26.9**	mg/kg	0.39	20	02/14/11 09:13	02/23/11 12:08	7440-02-0	
Dry Weight	Analytical Method: % Moisture							
Percent Moisture	**10.6**	%	0.10	1		02/14/11 00:00		

Sample: SPL-25-3 **Lab ID: 256548003** Collected: 02/09/11 11:00 Received: 02/10/11 07:45 Matrix: Solid

Results reported on a "dry-weight" basis

Parameters	Results	Units	Report Limit	DF	Prepared	Analyzed	CAS No.	Qual
6020 MET ICPMS	Analytical Method: EPA 6020							
Arsenic	**4.0**	mg/kg	0.40	20	02/14/11 09:13	02/23/11 12:01	7440-38-2	
Cadmium	**0.12**	mg/kg	0.064	20	02/14/11 09:13	02/23/11 12:01	7440-43-9	
Copper	**21.6**	mg/kg	0.40	20	02/14/11 09:13	02/23/11 12:01	7440-50-8	
Lead	**7.4**	mg/kg	0.40	20	02/14/11 09:13	02/23/11 12:01	7439-92-1	
Nickel	**23.0**	mg/kg	0.40	20	02/14/11 09:13	02/23/11 12:01	7440-02-0	
Dry Weight	Analytical Method: % Moisture							
Percent Moisture	**8.1**	%	0.10	1		02/14/11 00:00		

This report shall not be reproduced, except in full,
without the written consent of Pace Analytical Services, Inc..

Pace Analytical Services, Inc.
940 South Harney
Seattle, WA 98108
(206)767-5060

ANALYTICAL RESULTS

Project: East Bay Redevelopment 138130
Pace Project No.: 256548

Sample: SPL-25-4 **Lab ID: 256548004** Collected: 02/09/11 11:15 Received: 02/10/11 07:45 Matrix: Solid

Results reported on a "dry-weight" basis

Parameters	Results	Units	Report Limit	DF	Prepared	Analyzed	CAS No.	Qual
6020 MET ICPMS	Analytical Method: EPA 6020							
Arsenic	**2.9**	mg/kg	0.45	20	02/14/11 09:13	02/23/11 12:05	7440-38-2	
Cadmium	**0.14**	mg/kg	0.072	20	02/14/11 09:13	02/23/11 12:05	7440-43-9	
Copper	**17.5**	mg/kg	0.45	20	02/14/11 09:13	02/23/11 12:05	7440-50-8	
Lead	**7.8**	mg/kg	0.45	20	02/14/11 09:13	02/23/11 12:05	7439-92-1	
Nickel	**26.2**	mg/kg	0.45	20	02/14/11 09:13	02/23/11 12:05	7440-02-0	
Dry Weight	Analytical Method: % Moisture							
Percent Moisture	**9.9**	%	0.10	1		02/14/11 00:00		

Sample: SPL-25-5 **Lab ID: 256548005** Collected: 02/09/11 11:27 Received: 02/10/11 07:45 Matrix: Solid

Results reported on a "dry-weight" basis

Parameters	Results	Units	Report Limit	DF	Prepared	Analyzed	CAS No.	Qual
6020 MET ICPMS	Analytical Method: EPA 6020							
Arsenic	**5.3**	mg/kg	0.51	20	02/14/11 09:13	02/23/11 12:28	7440-38-2	
Cadmium	**0.43**	mg/kg	0.082	20	02/14/11 09:13	02/23/11 12:28	7440-43-9	
Copper	**67.3**	mg/kg	0.51	20	02/14/11 09:13	02/23/11 12:28	7440-50-8	
Lead	**17.2**	mg/kg	0.51	20	02/14/11 09:13	02/23/11 12:28	7439-92-1	
Nickel	**32.4**	mg/kg	0.51	20	02/14/11 09:13	02/23/11 12:28	7440-02-0	
Dry Weight	Analytical Method: % Moisture							
Percent Moisture	**10.5**	%	0.10	1		02/14/11 00:00		

Sample: SPL-26-1 **Lab ID: 256548006** Collected: 02/09/11 11:45 Received: 02/10/11 07:45 Matrix: Solid

Results reported on a "dry-weight" basis

Parameters	Results	Units	Report Limit	DF	Prepared	Analyzed	CAS No.	Qual
6020 MET ICPMS	Analytical Method: EPA 6020							
Arsenic	**5.8**	mg/kg	0.44	20	02/14/11 09:13	02/23/11 12:32	7440-38-2	
Cadmium	**1.6**	mg/kg	0.070	20	02/14/11 09:13	02/23/11 12:32	7440-43-9	
Copper	**58.0**	mg/kg	0.44	20	02/14/11 09:13	02/23/11 12:32	7440-50-8	
Lead	**40.3**	mg/kg	0.44	20	02/14/11 09:13	02/23/11 12:32	7439-92-1	
Nickel	**25.3**	mg/kg	0.44	20	02/14/11 09:13	02/23/11 12:32	7440-02-0	
Dry Weight	Analytical Method: % Moisture							
Percent Moisture	**13.5**	%	0.10	1		02/14/11 00:00		

This report shall not be reproduced, except in full,
without the written consent of Pace Analytical Services, Inc..

Pace Analytical Services, Inc.
940 South Harney
Seattle, WA 98108
(206)767-5060

ANALYTICAL RESULTS

Project: East Bay Redevelopment 138130
Pace Project No.: 256548

Sample: SPL-26-2 **Lab ID: 256548007** Collected: 02/09/11 12:03 Received: 02/10/11 07:45 Matrix: Solid

Results reported on a "dry-weight" basis

Parameters	Results	Units	Report Limit	DF	Prepared	Analyzed	CAS No.	Qual
6020 MET ICPMS	Analytical Method: EPA 6020							
Arsenic	**5.6**	mg/kg	0.40	20	02/14/11 09:13	02/23/11 12:35	7440-38-2	
Cadmium	**1.4**	mg/kg	0.063	20	02/14/11 09:13	02/23/11 12:35	7440-43-9	
Copper	**37.8**	mg/kg	0.40	20	02/14/11 09:13	02/23/11 12:35	7440-50-8	
Lead	**21.7**	mg/kg	0.40	20	02/14/11 09:13	02/23/11 12:35	7439-92-1	
Nickel	**23.9**	mg/kg	0.40	20	02/14/11 09:13	02/23/11 12:35	7440-02-0	
Dry Weight	Analytical Method: % Moisture							
Percent Moisture	**10.9**	%	0.10	1		02/14/11 00:00		

Sample: SPL-26-3 **Lab ID: 256548008** Collected: 02/09/11 12:16 Received: 02/10/11 07:45 Matrix: Solid

Results reported on a "dry-weight" basis

Parameters	Results	Units	Report Limit	DF	Prepared	Analyzed	CAS No.	Qual
6020 MET ICPMS	Analytical Method: EPA 6020							
Arsenic	**7.4**	mg/kg	0.55	20	02/14/11 09:13	02/23/11 12:38	7440-38-2	
Cadmium	**1.9**	mg/kg	0.087	20	02/14/11 09:13	02/23/11 12:38	7440-43-9	
Copper	**85.7**	mg/kg	0.55	20	02/14/11 09:13	02/23/11 12:38	7440-50-8	
Lead	**49.6**	mg/kg	0.55	20	02/14/11 09:13	02/23/11 12:38	7439-92-1	
Nickel	**26.8**	mg/kg	0.55	20	02/14/11 09:13	02/23/11 12:38	7440-02-0	
Dry Weight	Analytical Method: % Moisture							
Percent Moisture	**11.0**	%	0.10	1		02/14/11 00:00		

Sample: SPL-26-4 **Lab ID: 256548009** Collected: 02/09/11 12:27 Received: 02/10/11 07:45 Matrix: Solid

Results reported on a "dry-weight" basis

Parameters	Results	Units	Report Limit	DF	Prepared	Analyzed	CAS No.	Qual
6020 MET ICPMS	Analytical Method: EPA 6020							
Arsenic	**7.3**	mg/kg	0.56	20	02/14/11 09:13	02/23/11 12:41	7440-38-2	
Cadmium	**1.7**	mg/kg	0.089	20	02/14/11 09:13	02/23/11 12:41	7440-43-9	
Copper	**59.1**	mg/kg	0.56	20	02/14/11 09:13	02/23/11 12:41	7440-50-8	
Lead	**34.5**	mg/kg	0.56	20	02/14/11 09:13	02/23/11 12:41	7439-92-1	
Nickel	**24.1**	mg/kg	0.56	20	02/14/11 09:13	02/23/11 12:41	7440-02-0	
Dry Weight	Analytical Method: % Moisture							
Percent Moisture	**11.1**	%	0.10	1		02/14/11 00:00		

This report shall not be reproduced, except in full,
without the written consent of Pace Analytical Services, Inc..

Pace Analytical Services, Inc.
940 South Harney
Seattle, WA 98108
(206)767-5060

QUALITY CONTROL DATA

Project: East Bay Redevelopment 138130
Pace Project No.: 256548

QC Batch: ICPM/24719 Analysis Method: EPA 6020
QC Batch Method: EPA 6020 Analysis Description: 6020 MET
Associated Lab Samples: 256548001, 256548002, 256548003, 256548004, 256548005, 256548006, 256548007, 256548008, 256548009

METHOD BLANK: 930612 Matrix: Solid
Associated Lab Samples: 256548001, 256548002, 256548003, 256548004, 256548005, 256548006, 256548007, 256548008, 256548009

Parameter	Units	Blank Result	Reporting Limit	Analyzed	Qualifiers
Arsenic	mg/kg	ND	0.48	02/23/11 11:00	
Cadmium	mg/kg	ND	0.076	02/23/11 11:00	
Copper	mg/kg	ND	0.48	02/23/11 11:00	
Lead	mg/kg	ND	0.48	02/23/11 11:00	
Nickel	mg/kg	ND	0.48	02/23/11 11:00	

LABORATORY CONTROL SAMPLE: 930613

Parameter	Units	Spike Conc.	LCS Result	LCS % Rec	% Rec Limits	Qualifiers
Arsenic	mg/kg	19.2	20.1	105	75-125	
Cadmium	mg/kg	19.2	20.2	105	75-125	
Copper	mg/kg	19.2	21.1	110	75-125	
Lead	mg/kg	19.2	20.4	106	75-125	
Nickel	mg/kg	19.2	20.8	108	75-125	

MATRIX SPIKE & MATRIX SPIKE DUPLICATE: 930614 930615

Parameter	Units	256547001 Result	MS Spike Conc.	MSD Spike Conc.	MS Result	MSD Result	MS % Rec	MSD % Rec	% Rec Limits	RPD	Qual
Arsenic	mg/kg	3.3	20.8	20.2	24.9	23.6	104	101	75-125	5	
Cadmium	mg/kg	0.11	20.8	20.2	22.2	21.3	106	105	75-125	4	
Copper	mg/kg	19.8	20.8	20.2	48.6	41.3	138	106	75-125	16	M6
Lead	mg/kg	7.7	20.8	20.2	29.9	30.7	107	114	75-125	3	
Nickel	mg/kg	21.8	20.8	20.2	55.4	48.2	162	130	75-125	14	M6

MATRIX SPIKE SAMPLE: 930616

Parameter	Units	256548002 Result	Spike Conc.	MS Result	MS % Rec	% Rec Limits	Qualifiers
Arsenic	mg/kg	4.7	17.8	22.0	97	75-125	
Cadmium	mg/kg	0.53	17.8	20.1	111	75-125	
Copper	mg/kg	69.4	17.8	59.7	-55	75-125	M6
Lead	mg/kg	21.2	17.8	41.3	113	75-125	
Nickel	mg/kg	26.9	17.8	46.6	111	75-125	

This report shall not be reproduced, except in full,
without the written consent of Pace Analytical Services, Inc..

Pace Analytical Services, Inc.
940 South Harney
Seattle, WA 98108
(206)767-5060

QUALITY CONTROL DATA

Project: East Bay Redevelopment 138130
Pace Project No.: 256548

QC Batch: MPRP/24722 Analysis Method: % Moisture
QC Batch Method: % Moisture Analysis Description: Dry Weight/Percent Moisture
Associated Lab Samples: 256548001, 256548002, 256548003, 256548004, 256548005

SAMPLE DUPLICATE: 930649

Parameter	Units	10149339001 Result	Dup Result	RPD	Qualifiers
Percent Moisture	%	13.5	14.3	6	

SAMPLE DUPLICATE: 930650

Parameter	Units	256548005 Result	Dup Result	RPD	Qualifiers
Percent Moisture	%	10.5	9.5	10	

This report shall not be reproduced, except in full,
without the written consent of Pace Analytical Services, Inc..

Pace Analytical Services, Inc.
940 South Harney
Seattle, WA 98108
(206)767-5060

QUALITY CONTROL DATA

Project: East Bay Redevelopment 138130
Pace Project No.: 256548

QC Batch: MPRP/24723 Analysis Method: % Moisture
QC Batch Method: % Moisture Analysis Description: Dry Weight/Percent Moisture
Associated Lab Samples: 256548006, 256548007, 256548008, 256548009

SAMPLE DUPLICATE: 930686

Parameter	Units	256548006 Result	Dup Result	RPD	Qualifiers
Percent Moisture	%	13.5	13.1	3	

SAMPLE DUPLICATE: 930703

Parameter	Units	10149367001 Result	Dup Result	RPD	Qualifiers
Percent Moisture	%	21.5	21.6	.4	

This report shall not be reproduced, except in full,
without the written consent of Pace Analytical Services, Inc..

Pace Analytical Services, Inc.
940 South Harney
Seattle, WA 98108
(206)767-5060

QUALIFIERS

Project: East Bay Redevelopment 138130
Pace Project No.: 256548

DEFINITIONS

DF - Dilution Factor, if reported, represents the factor applied to the reported data due to changes in sample preparation, dilution of the sample aliquot, or moisture content.

ND - Not Detected at or above adjusted reporting limit.

J - Estimated concentration above the adjusted method detection limit and below the adjusted reporting limit.

MDL - Adjusted Method Detection Limit.

S - Surrogate

1,2-Diphenylhydrazine (8270 listed analyte) decomposes to Azobenzene.

Consistent with EPA guidelines, unrounded data are displayed and have been used to calculate % recovery and RPD values.

LCS(D) - Laboratory Control Sample (Duplicate)

MS(D) - Matrix Spike (Duplicate)

DUP - Sample Duplicate

RPD - Relative Percent Difference

NC - Not Calculable.

SG - Silica Gel Clean-Up

N-Nitrosodiphenylamine decomposes and cannot be separated from Diphenylamine using Method 8270. The result reported for each analyte is a combined concentration.

Pace Analytical is NELAP accredited. Contact your Pace PM for the current list of accredited analytes.

LABORATORIES

PASI-M	Pace Analytical Services - Minneapolis

ANALYTE QUALIFIERS

M6	Matrix spike and Matrix spike duplicate recovery not evaluated against control limits due to sample dilution.

This report shall not be reproduced, except in full,
without the written consent of Pace Analytical Services, Inc..

Pace Analytical Services, Inc.
940 South Harney
Seattle, WA 98108
(206)767-5060

QUALITY CONTROL DATA CROSS REFERENCE TABLE

Project: East Bay Redevelopment 138130
Pace Project No.: 256548

Lab ID	Sample ID	QC Batch Method	QC Batch	Analytical Method	Analytical Batch
256548001	**SPL-25-1**	EPA 6020	ICPM/24719	EPA 6020	ICPM/10092
256548002	**SPL-25-2**	EPA 6020	ICPM/24719	EPA 6020	ICPM/10092
256548003	**SPL-25-3**	EPA 6020	ICPM/24719	EPA 6020	ICPM/10092
256548004	**SPL-25-4**	EPA 6020	ICPM/24719	EPA 6020	ICPM/10092
256548005	**SPL-25-5**	EPA 6020	ICPM/24719	EPA 6020	ICPM/10092
256548006	**SPL-26-1**	EPA 6020	ICPM/24719	EPA 6020	ICPM/10092
256548007	**SPL-26-2**	EPA 6020	ICPM/24719	EPA 6020	ICPM/10092
256548008	**SPL-26-3**	EPA 6020	ICPM/24719	EPA 6020	ICPM/10092
256548009	**SPL-26-4**	EPA 6020	ICPM/24719	EPA 6020	ICPM/10092
256548001	**SPL-25-1**	% Moisture	MPRP/24722		
256548002	**SPL-25-2**	% Moisture	MPRP/24722		
256548003	**SPL-25-3**	% Moisture	MPRP/24722		
256548004	**SPL-25-4**	% Moisture	MPRP/24722		
256548005	**SPL-25-5**	% Moisture	MPRP/24722		
256548006	**SPL-26-1**	% Moisture	MPRP/24723		
256548007	**SPL-26-2**	% Moisture	MPRP/24723		
256548008	**SPL-26-3**	% Moisture	MPRP/24723		
256548009	**SPL-26-4**	% Moisture	MPRP/24723		

This report shall not be reproduced, except in full,
without the written consent of Pace Analytical Services, Inc..

Pace Analytical
www.pacelabs.com

CHAIN-OF-CUSTODY / Analytical Request Document

The Chain-of-Custody is a LEGAL DOCUMENT. All relevant fields must be completed accurately.

256548

Page: of 1446265

Section A Required Client Information:	Section B Required Project Information:	Section C Invoice Information:
Company: BROWN AND CALDWELL	Report To: JON TURK	Attention: JON TURK
Address: 724 COLUMBUS NW #420	Copy To: JOSH JOHNSON	Company Name:
OLYMPIA, WA 98501		Address:
Email To: jturk@brwncald.com	Purchase Order No.:	Pace Quote Reference:
Phone: 360-943-7525 Fax:	Project Name: EAST BAY REDEVELOPMENT	Pace Project Manager:
Requested Due Date/TAT:	Project Number: 138130	Pace Profile #:

REGULATORY AGENCY

☐ NPDES ☐ GROUND WATER ☐ DRINKING WATER
☐ UST ☐ RCRA ☒ OTHER ECY

Site Location STATE: WA

Requested Analysis Filtered (Y/N)

Section D Required Client Information

Matrix Codes — MATRIX / CODE: Drinking Water DW; Water WT; Waste Water WW; Product P; Soil/Solid SL; Oil OL; Wipe WP; Air AR; Tissue TS; Other OT

ITEM #	SAMPLE ID (A-Z, 0-9 / ,-) Sample IDs MUST BE UNIQUE	MATRIX CODE (see valid codes to left)	SAMPLE TYPE (G=GRAB C=COMP)	COLLECTED COMPOSITE START DATE	COMPOSITE START TIME	COMPOSITE END/GRAB DATE	COMPOSITE END/GRAB TIME	SAMPLE TEMP AT COLLECTION	# OF CONTAINERS	Preservatives: Unpreserved	H_2SO_4	HNO_3	HCl	NaOH	$Na_2S_2O_3$	Methanol	Other	Y/N	Analysis Test: SG	TPH-HO, TPH-D	DIOXIN FURAN	CPAH, Naphthalene	Cd, Cu, Pb, As, Ni	SG	TPH-G, BTEX	Residual Chlorine (Y/N)	Pace Project No./ Lab I.D.
1	SPL-25-1	SL	G			02-09-11	10:30	7	7	X						X	X		X	X	X	X	X	X	X			
2	SPL-25-2						10:45																					
3	SPL-25-3						11:00																					
4	SPL-25-4						11:15		11																			
5	SPL-25-5						11:27		7																			
6	SPL-26-1						11:45																					
7	SPL-26-2						12:03																					
8	SPL-26-3						12:16																					
9	SPL-26-4						12:27																					
10	TB020911-A					02-09-11		3	3																			
11																												
12																												

ADDITIONAL COMMENTS	RELINQUISHED BY / AFFILIATION	DATE	TIME	ACCEPTED BY / AFFILIATION	DATE	TIME	SAMPLE CONDITIONS			
temp blank included	Ada Hamilton/BC	2-10-11	0741	Pace	2-10-11	0745	1.0	Y	N	Y

3

SAMPLER NAME AND SIGNATURE

PRINT Name of SAMPLER: ADA HAMILTON

SIGNATURE of SAMPLER: [signature] DATE Signed (MM/DD/YY): 02/07/11

Temp in °C | Received on Ice (Y/N) | Custody Sealed Cooler (Y/N) | Samples Intact (Y/N)

*Important Note: By signing this form you are accepting Pace's NET 30 day payment terms and agreeing to late charges of 1.5% per month for any invoices not paid within 30 days.

Sample Container Count

CLIENT: Brown & Caldwell

Pace Analytical™

256548

COC PAGE 1 of 1

COC ID# 1446265

Sample Line Item	VG9H	AG1H	AG1U	BG1H	BP1U	BP2U	BP3U	BP2N	BP2S	WGFU	WGKU				Comments
1										2					
2															
3															
4															
5															
6															
7															
8															
9															
10															
11															
12															Trip Blank? No

AG1H	1 liter HCL amber glass		BP2S	500mL H2SO4 plastic		JGFU	4oz unpreserved amber wide
AG1U	1liter unpreserved amber glass		BP2U	500mL unpreserved plastic		R	terra core kit
AG2S	500mL H2SO4 amber glass		BP2Z	500mL NaOH, Zn Ac		U	Summa Can
AG2U	500mL unpreserved amber glass		BP3C	250mL NaOH plastic		VG9H	40mL HCL clear vial
AG3S	250mL H2SO4 amber glass		BP3N	250mL HNO3 plastic		VG9T	40mL Na Thio. clear vial
BG1H	1 liter HCL clear glass		BP3S	250mL H2SO4 plastic		VG9U	40mL unpreserved **clear** vial
BG1U	1 liter unpreserved glass		BP3U	250mL unpreserved plastic		VG9W	40mL glass vial preweighted (EPA 5035)
BP1N	1 liter HNO3 plastic		DG9B	40mL Na Bisulfate amber vial		VSG	Headspace septa vial & HCL
BP1S	1 liter H2SO4 plastic		DG9H	40mL HCL amber voa vial		WGFU	4oz clear soil jar
BP1U	1 liter unpreserved plastic		DG9M	40mL MeOH clear vial		WGFX	4oz wide jar w/hexane wipe
BP1Z	1 liter NaOH, Zn, Ac		DG9T	40mL Na Thio amber vial		ZPLC	Ziploc Bag
BP2N	500mL HNO3 plastic		DG9U	40mL unpreserved **amber** vial			
BP2O	500mL NaOH plastic		I	Wipe/Swab			

Sample Condition Upon Receipt

Pace Analytical

Client Name: Brown & Caldwell Project # 256548

Courier: ☐ Fed Ex ☐ UPS ☐ USPS ☑ Client ☐ Commercial ☐ Pace Other _____

Tracking #: _____

Custody Seal on Cooler/Box Present: ☐ Yes ☑ No Seals intact: ☐ Yes ☐ No

Packing Material: ☑ Bubble Wrap ☑ Bubble Bags ☐ None ☐ Other _____ Temp. Blank Yes ✓ No _____

Thermometer Used 132013 or 101731962 or 226099 Type of Ice: (Wet) Blue None ☐ Samples on ice, cooling process has begun

Cooler Temperature 1.0c Biological Tissue is Frozen: Yes No

Temp should be above freezing ≤ 6°C

Date and Initials of person examining contents: 022011 CW

Comments:

Chain of Custody Present:	☑Yes	☐No	☐N/A	1.
Chain of Custody Filled Out:	☑Yes	☐No	☐N/A	2.
Chain of Custody Relinquished:	☑Yes	☐No	☐N/A	3.
Sampler Name & Signature on COC:	☑Yes	☐No	☐N/A	4.
Samples Arrived within Hold Time:	☑Yes	☐No	☐N/A	5.
Short Hold Time Analysis (<72hr):	☐Yes	☑No	☐N/A	6.
Rush Turn Around Time Requested:	☑Yes	☐No	☐N/A	7. 10 RUSH for Dioxins
Sufficient Volume:	☑Yes	☐No	☐N/A	8.
Correct Containers Used:	☑Yes	☐No	☐N/A	9.
-Pace Containers Used:	☑Yes	☐No	☐N/A	
Containers Intact:	☑Yes	☐No	☐N/A	10.
Filtered volume received for Dissolved tests	☐Yes	☐No	☑N/A	11.
Sample Labels match COC:	☑Yes	☐No	☐N/A	12.
-Includes date/time/ID/Analysis Matrix: SL				
All containers needing preservation have been checked.	☐Yes	☐No	☑N/A	13.
All containers needing preservation are found to be in compliance with EPA recommendation.	☐Yes	☐No	☑N/A	
Exceptions: VOA, coliform, TOC, O&G				Initial when completed / Lot # of added preservative
Samples checked for dechlorination:	☐Yes	☐No	☑N/A	14.
Headspace in VOA Vials (>6mm):	☐Yes	☐No	☑N/A	15.
Trip Blanks Present:	☐Yes	☐No	☑N/A	16.
Trip Blank Custody Seals Present	☐Yes	☐No	☑N/A	
Pace Trip Blank Lot # (if purchased):				

Client Notification/ Resolution: Field Data Required? Y / N

Person Contacted: _____ Date/Time: _____

Comments/ Resolution: _____

Project Manager Review: JENNI GROSS **Date:** 2/10/11

Note: Whenever there is a discrepancy affecting North Carolina compliance samples, a copy of this form will be sent to the North Carolina DEHNR Certification Office (i.e out of hold, incorrect preservative, out of temp, incorrect containers)

Pace Analytical Services, Inc.
1700 Elm Street
Minneapolis, MN 55414
Phone: 612.607.1700
Fax: 612.607.6444

www.pacelabs.com

Report Prepared for:

Jennifer Gross
PASI Seattle
940 S. Harney Street
Seattle WA 98108

REPORT OF LABORATORY ANALYSIS FOR PCDD/PCDF

Report Prepared Date:
February 24, 2011

Report Information:

Pace Project #: 10149299
Sample Receipt Date: 02/11/2011
Client Project #: 256548
Client Sub PO #: N/A
State Cert #: C755

Invoicing & Reporting Options:

The report provided has been invoiced as a Level 2 PCDD/PCDF Report. If an upgrade of this report package is requested, an additional charge may be applied.

Please review the attached invoice for accuracy and forward any questions to Nate Habte, your Pace Project Manager.

This report has been reviewed by:

February 25, 2011

Nate Habte, Project Manager
(612) 607-6407
(612) 607-6444 (fax)
natnael.habte@pacelabs.com

ACCREDITED IN ACCORDANCE WITH nelac

Report of Laboratory Analysis

This report should not be reproduced, except in full, without the written consent of Pace Analytical Services, Inc.

The results relate only to the samples included in this report.

Pace Analytical Services, Inc.
1700 Elm Street
Minneapolis, MN 55414
Phone: 612.607.1700
Fax: 612.607.6444

DISCUSSION

This report presents the results from the analyses performed on nine samples submitted by a representative of Pace Analytical Services, Inc. The samples were analyzed for the presence or absence of polychlorodibenzo-p-dioxins (PCDDs) and polychlorodibenzofurans (PCDFs) using a modified version of USEPA Method 8290. Reporting limits were based on signal-to-noise measurements.

The recoveries of the isotopically-labeled PCDD/PCDF internal standards in the sample extracts ranged from 45-109%. All of the labeled standard recoveries obtained for this project were within the 40-135% target range specified in Method 8290. Also, since the quantification of the native 2,3,7,8-substituted congeners was based on isotope dilution, the data were automatically corrected for variation in recovery and accurate values were obtained.

In some cases, interfering substances impacted the determinations of PCDD or PCDF congeners; the affected values were flagged "I" where incorrect isotope ratios were obtained or "P" where polychlorinated diphenyl ethers were present. Values above the calibration range were flagged "E" and should be regarded as estimates.

A laboratory method blank was prepared and analyzed with the sample batch as part of our routine quality control procedures. The results show the blank to be free of PCDDs and PCDFs at the reporting limits. These results indicate that the sample processing steps did not contribute significantly to the levels reported for the field samples.

A laboratory spike sample was also prepared with the sample batch using clean sand that had been fortified with native standard materials. The results show that the spiked native compounds were recovered at 85-107%, indicating a high degree of accuracy for these determinations. Matrix spikes were prepared with the sample batch using sample material from a separate project; results from these analyses will be provided upon request.

This report shall not be reproduced, except in full,
without the written consent of Pace Analytical Services, Inc.

Pace Analytical Services, Inc.
1700 Elm Street - Suite 200
Minneapolis, MN 55414

Tel: 612-607-1700
Fax: 612- 607-6444

Minnesota Laboratory Certifications

Authority	Certificate #	Authority	Certificate #
Alabama	40770	Montana	92
Alaska	MN00064	Nebraska	
Arizona	AZ0014	Nevada	MN000642010A
Arkansas	88-0680	New Jersey (NE	MN002
California	01155CA	New Mexico	MN00064
Colorado	MN00064	New York (NEL	11647
Connecticut	PH-0256	North Carolina	27700
EPA Region 5	WD-15J	North Dakota	R-036
EPA Region 8	8TMS-Q	Ohio	4150
Florida (NELAP	E87605	Ohio VAP	CL101
Georgia (DNR)	959	Oklahoma	D9922
Guam	09-019r	Oregon (ELAP)	MN200001-005
Hawaii	SLD	Oregon (OREL	MN200001-005
Idaho	MN00064	Pennsylvania	68-00563
Illinois	200012	Saipan	MP0003
Indiana	C-MN-01	South Carolina	74003001
Indiana	C-MN-01	Tennesee	2818
Iowa	368	Tennessee	02818
Kansas	E-10167	Texas	T104704192-08
Kentucky	90062	Utah (NELAP)	PAM
Louisiana	LA0900016	Virginia	00251
Maine	2007029	Washington	C755
Maryland	322	West Virginia	9952C
Michigan	9909	Wisconsin	999407970
Minnesota	027-053-137	Wyoming	8TMS-Q
Mississippi	MN00064		

REPORT OF LABORATORY ANALYSIS

This report shall not be reproduced, except in full,
without the written consent of Pace Analytical Services, Inc.

Appendix A

Sample Management

1151

10149299

Chain of Custody

10-Day Dioxin Rush RUSH

Pace Analytical®
www.pacelabs.com

Workorder: 256548 **Workorder Name:** Olympia Soils **Owner Received Date:** 2/10/2011 **Results Requested By:** ~~2/24/2011~~ 2/25/11

Report To	Subcontract To
Jennifer Gross Pace Analytical Services, Inc. 940 South Harney Seattle WA 98108 Phone (206)767-5060 Fax (206)767-5063	Pace Analytical Minnesota 1700 Elm Street Suite 200 Minneapolis, MN 55414 Phone (612)607-1700

Requested Analysis

Item	Sample ID	Sample Type	Collect Date/Time	Lab ID	Matrix	Preserved Containers: Unpreserved	Dioxin, Furans	Cu, Cd, Pb, Ni, As by 6020	Dry Weight	LAB USE ONLY
1	SPL-25-1	PS	2/9/2011 10:30	256548001	Solid	2	X	X	X	
2	SPL-25-2	PS	2/9/2011 10:45	256548002	Solid	2	X	X	X	
3	SPL-25-3	PS	2/9/2011 11:00	256548003	Solid	2	X	X	X	
4	SPL-25-4	PS	2/9/2011 11:15	256548004	Solid	2	X	X	X	
5	SPL-25-5	PS	2/9/2011 11:27	256548005	Solid	2	X	X	X	
6	SPL-26-1	PS	2/9/2011 11:45	256548006	Solid	2	X	X	X	
7	SPL-26-2	PS	2/9/2011 12:03	256548007	Solid	2	X	X	X	
8	SPL-26-3	PS	2/9/2011 12:16	256548008	Solid	2	X	X	X	
9	SPL-26-4	PS	2/9/2011 12:27	256548009	Solid	2	X	X	X	

Transfers	Released By	Date/Time	Received By	Date/Time
1	Bjorn Swan	2/10/11 1300	[signature] Pace	2/11/11 1003
2				
3				

Comments: 10-Day Rush Dioxins

Cooler Temperature on Receipt 5.5 °C | Custody Seal Y or N | Received on Ice Y or N | Samples Intact Y or N

Sample Condition Upon Receipt

Pace Analytical

Client Name: Pace Seattle **Project #** 10149299

Courier: ☑ Fed Ex ☐ UPS ☐ USPS ☐ Client ☐ Commercial ☐ Pace Other _____

Tracking #: 796750413158

Optional: Proj. Due Date: Proj. Name:

Custody Seal on Cooler/Box Present: ☐ yes ☑ no Seals intact: ☐ yes ☑ no

Packing Material: ☐ Bubble Wrap ☑ Bubble Bags ☐ None ☐ Other _____ Temp Blank: Yes X No _____

Thermometer Used 86344042 or 179425 **Type of Ice:** Wet Blue None ☐ Samples on ice, cooling process has begun

Cooler Temperature 5.5 C **Biological Tissue is Frozen:** Yes No

Temp should be above freezing to 6°C

Date and initials of person examining contents: 2/11

Comments:

Chain of Custody Present:	☑Yes ☐No ☐N/A	1.
Chain of Custody Filled Out:	☑Yes ☐No ☐N/A	2.
Chain of Custody Relinquished:	☑Yes ☐No ☐N/A	3.
Sampler Name & Signature on COC:	☑Yes ☐No ☐N/A	4.
Samples Arrived within Hold Time:	☑Yes ☐No ☐N/A	5.
Short Hold Time Analysis (<72hr):	☐Yes ☑No ☐N/A	6.
Rush Turn Around Time Requested:	☑Yes ☐No ☐N/A	7.
Sufficient Volume:	☑Yes ☐No ☐N/A	8.
Correct Containers Used:	☑Yes ☐No ☐N/A	9.
-Pace Containers Used:	☑Yes ☐No ☐N/A	
Containers Intact:	☑Yes ☐No ☐N/A	10.
Filtered volume received for Dissolved tests	☐Yes ☐No ☑N/A	11.
Sample Labels match COC:	☑Yes ☐No ☐N/A	12.
-Includes date/time/ID/Analysis Matrix: SL		
All containers needing acid/base preservation have been checked. Noncompliance are noted in 13.	☐Yes ☐No ☑N/A	13. ☐ HNO3 ☐ H2SO4 ☐ NaOH ☐ HCl Samp #
All containers needing preservation are found to be in compliance with EPA recommendation.	☐Yes ☐No ☐N/A	
Exceptions: VOA,Coliform, TOC, Oil and Grease, WI-DRO (water)	☐Yes ☑No	Initial when completed SL / Lot # of added preservative
Samples checked for dechlorination:	☐Yes ☐No ☑N/A	14.
Headspace in VOA Vials (>6mm):	☐Yes ☐No ☑N/A	15.
Trip Blank Present:	☐Yes ☐No ☑N/A	16.
Trip Blank Custody Seals Present	☐Yes ☐No ☑N/A	
Pace Trip Blank Lot # (if purchased): _____		

Client Notification/ Resolution: Field Data Required? Y / N

Person Contacted: _____ Date/Time: _____

Comments/ Resolution: _____

Project Manager Review: NAH **Date:** 2/11/11

Note: Whenever there is a discrepancy affecting North Carolina compliance samples, a copy of this form will be sent to the North Carolina DENR.

F-L213Rev.00, 05Aug2009

Pace Analytical Services, Inc.
1700 Elm Street SE, Suite 200, Minneapolis, MN 55414

Pace Analytical Services, Inc.
1700 Elm Street - Suite 200
Minneapolis, MN 55414

Tel: 612-607-1700
Fax: 612- 607-6444

Reporting Flags

A = Reporting Limit based on signal to noise

B = Less than 10x higher than method blank level

C = Result obtained from confirmation analysis

D = Result obtained from analysis of diluted sample

E = Exceeds calibration range

I = Interference present

J = Estimated value

Nn = Value obtained from additional analysis

P = PCDE Interference

R = Recovery outside target range

S = Peak saturated

U = Analyte not detected

V = Result verified by confirmation analysis

X = %D Exceeds limits

Y = Calculated using average of daily RFs

* = See Discussion

This report shall not be reproduced, except in full,
without the written consent of Pace Analytical Services, Inc.

Appendix B

Sample Analysis Summary

Pace Analytical Services, Inc.
1700 Elm Street - Suite 200
Minneapolis, MN 55414

Tel: 612-607-1700
Fax: 612- 607-6444

Method 8290 Sample Analysis Results

Client - PASI Seattle

Client's Sample ID	SPL-25-1		
Lab Sample ID	256548001		
Filename	U110223A_03		
Injected By	BAL		
Total Amount Extracted	11.0 g	Matrix	Solid
% Moisture	7.8	Dilution	NA
Dry Weight Extracted	10.1 g	Collected	02/09/2011 10:30
ICAL ID	U101204A	Received	02/11/2011 10:03
CCal Filename(s)	U110222B_17 & U110223A_16	Extracted	02/17/2011 17:00
Method Blank ID	BLANK-27910	Analyzed	02/23/2011 08:48

Native Isomers	Conc ng/Kg	EMPC ng/Kg	RL ng/Kg		Internal Standards	ng's Added	Percent Recovery
2,3,7,8-TCDF	-----	15	0.11	P	2,3,7,8-TCDF-13C	2.00	67
Total TCDF	220.0	-----	0.11		2,3,7,8-TCDD-13C	2.00	86
					1,2,3,7,8-PeCDF-13C	2.00	76
2,3,7,8-TCDD	3.8	-----	0.25		2,3,4,7,8-PeCDF-13C	2.00	78
Total TCDD	280.0	-----	0.25		1,2,3,7,8-PeCDD-13C	2.00	92
					1,2,3,4,7,8-HxCDF-13C	2.00	72
1,2,3,7,8-PeCDF	-----	17	0.32	P	1,2,3,6,7,8-HxCDF-13C	2.00	74
2,3,4,7,8-PeCDF	27.0	-----	0.39		2,3,4,6,7,8-HxCDF-13C	2.00	74
Total PeCDF	220.0	-----	0.36		1,2,3,7,8,9-HxCDF-13C	2.00	71
					1,2,3,4,7,8-HxCDD-13C	2.00	85
1,2,3,7,8-PeCDD	15.0	-----	0.33		1,2,3,6,7,8-HxCDD-13C	2.00	82
Total PeCDD	370.0	-----	0.33		1,2,3,4,6,7,8-HpCDF-13C	2.00	80
					1,2,3,4,7,8,9-HpCDF-13C	2.00	80
1,2,3,4,7,8-HxCDF	-----	28	0.26	P	1,2,3,4,6,7,8-HpCDD-13C	2.00	92
1,2,3,6,7,8-HxCDF	20.0	-----	0.31		OCDD-13C	4.00	80
2,3,4,6,7,8-HxCDF	22.0	-----	0.23				
1,2,3,7,8,9-HxCDF	6.0	-----	0.15		1,2,3,4-TCDD-13C	2.00	NA
Total HxCDF	150.0	-----	0.24		1,2,3,7,8,9-HxCDD-13C	2.00	NA
1,2,3,4,7,8-HxCDD	15.0	-----	0.57		2,3,7,8-TCDD-37Cl4	0.20	81
1,2,3,6,7,8-HxCDD	33.0	-----	0.48				
1,2,3,7,8,9-HxCDD	23.0	-----	0.49				
Total HxCDD	480.0	-----	0.51				
1,2,3,4,6,7,8-HpCDF	69.0	-----	0.27		Total 2,3,7,8-TCDD		
1,2,3,4,7,8,9-HpCDF	8.0	-----	0.28		Equivalence: 43 ng/Kg		
Total HpCDF	150.0	-----	0.27		(Using 2005 WHO Factors - Using PRL/2 where ND)		
1,2,3,4,6,7,8-HpCDD	250.0	-----	0.60				
Total HpCDD	470.0	-----	0.60				
OCDF	ND	-----	0.15				
OCDD	1900.0	-----	0.21				

Conc = Concentration (Totals include 2,3,7,8-substituted isomers).
EMPC = Estimated Maximum Possible Concentration
RL = Reporting Limit.

ND = Not Detected
NA = Not Applicable
NC = Not Calculated

Results reported on a dry weight basis and are valid to no more than 2 significant figures.
P = PCDE Interference

REPORT OF LABORATORY ANALYSIS

This report shall not be reproduced, except in full,
without the written consent of Pace Analytical Services, Inc.

Pace Analytical Services, Inc.
1700 Elm Street - Suite 200
Minneapolis, MN 55414

Tel: 612-607-1700
Fax: 612- 607-6444

Method 8290 Sample Analysis Results

Client - PASI Seattle

Client's Sample ID	SPL-25-2		
Lab Sample ID	256548002		
Filename	U110223A_04		
Injected By	BAL		
Total Amount Extracted	11.5 g	Matrix	Solid
% Moisture	10.6	Dilution	NA
Dry Weight Extracted	10.3 g	Collected	02/09/2011 10:45
ICAL ID	U101204A	Received	02/11/2011 10:03
CCal Filename(s)	U110222B_17 & U110223A_16	Extracted	02/17/2011 17:00
Method Blank ID	BLANK-27910	Analyzed	02/23/2011 09:36

Native Isomers	Conc ng/Kg	EMPC ng/Kg	RL ng/Kg		Internal Standards	ng's Added	Percent Recovery
2,3,7,8-TCDF	-----	60	0.33	P	2,3,7,8-TCDF-13C	2.00	69
Total TCDF	850	-----	0.33		2,3,7,8-TCDD-13C	2.00	79
					1,2,3,7,8-PeCDF-13C	2.00	77
2,3,7,8-TCDD	16	-----	0.32		2,3,4,7,8-PeCDF-13C	2.00	80
Total TCDD	1500	-----	0.32	E	1,2,3,7,8-PeCDD-13C	2.00	93
					1,2,3,4,7,8-HxCDF-13C	2.00	77
1,2,3,7,8-PeCDF	-----	68	0.52	P	1,2,3,6,7,8-HxCDF-13C	2.00	71
2,3,4,7,8-PeCDF	100	-----	0.48		2,3,4,6,7,8-HxCDF-13C	2.00	73
Total PeCDF	780	-----	0.50		1,2,3,7,8,9-HxCDF-13C	2.00	66
					1,2,3,4,7,8-HxCDD-13C	2.00	95
1,2,3,7,8-PeCDD	70	-----	0.48		1,2,3,6,7,8-HxCDD-13C	2.00	70
Total PeCDD	1700	-----	0.48		1,2,3,4,6,7,8-HpCDF-13C	2.00	78
					1,2,3,4,7,8,9-HpCDF-13C	2.00	77
1,2,3,4,7,8-HxCDF	-----	93	0.57	P	1,2,3,4,6,7,8-HpCDD-13C	2.00	89
1,2,3,6,7,8-HxCDF	78	-----	0.82		OCDD-13C	4.00	77
2,3,4,6,7,8-HxCDF	86	-----	0.47				
1,2,3,7,8,9-HxCDF	20	-----	0.41		1,2,3,4-TCDD-13C	2.00	NA
Total HxCDF	590	-----	0.57		1,2,3,7,8,9-HxCDD-13C	2.00	NA
1,2,3,4,7,8-HxCDD	67	-----	0.87		2,3,7,8-TCDD-37Cl4	0.20	78
1,2,3,6,7,8-HxCDD	140	-----	0.79				
1,2,3,7,8,9-HxCDD	87	-----	0.74				
Total HxCDD	2200	-----	0.80				
1,2,3,4,6,7,8-HpCDF	210	-----	0.37		Total 2,3,7,8-TCDD		
1,2,3,4,7,8,9-HpCDF	28	-----	0.48		Equivalence: 170 ng/Kg		
Total HpCDF	380	-----	0.42		(Using 2005 WHO Factors - Using PRL/2 where ND)		
1,2,3,4,6,7,8-HpCDD	730	-----	0.69				
Total HpCDD	1400	-----	0.69				
OCDF	-----	140	0.27	P			
OCDD	3000	-----	0.25				

Conc = Concentration (Totals include 2,3,7,8-substituted isomers).
EMPC = Estimated Maximum Possible Concentration
RL = Reporting Limit.

ND = Not Detected
NA = Not Applicable
NC = Not Calculated

Results reported on a dry weight basis and are valid to no more than 2 significant figures.
P = PCDE Interference
E = Exceeds calibration range

REPORT OF LABORATORY ANALYSIS

This report shall not be reproduced, except in full,
without the written consent of Pace Analytical Services, Inc.

Pace Analytical Services, Inc.
1700 Elm Street - Suite 200
Minneapolis, MN 55414

Tel: 612-607-1700
Fax: 612- 607-6444

Method 8290 Sample Analysis Results

Client - PASI Seattle

Client's Sample ID	SPL-25-3		
Lab Sample ID	256548003		
Filename	U110223A_05		
Injected By	BAL		
Total Amount Extracted	11.0 g	Matrix	Solid
% Moisture	8.1	Dilution	NA
Dry Weight Extracted	10.1 g	Collected	02/09/2011 11:00
ICAL ID	U101204A	Received	02/11/2011 10:03
CCal Filename(s)	U110222B_17 & U110223A_16	Extracted	02/17/2011 17:00
Method Blank ID	BLANK-27910	Analyzed	02/23/2011 10:24

Native Isomers	Conc ng/Kg	EMPC ng/Kg	RL ng/Kg		Internal Standards	ng's Added	Percent Recovery
2,3,7,8-TCDF	4.4	-----	0.12		2,3,7,8-TCDF-13C	2.00	66
Total TCDF	78.0	-----	0.12		2,3,7,8-TCDD-13C	2.00	82
					1,2,3,7,8-PeCDF-13C	2.00	76
2,3,7,8-TCDD	1.1	-----	0.23		2,3,4,7,8-PeCDF-13C	2.00	77
Total TCDD	84.0	-----	0.23		1,2,3,7,8-PeCDD-13C	2.00	91
					1,2,3,4,7,8-HxCDF-13C	2.00	88
1,2,3,7,8-PeCDF	-----	4.3	0.36	P	1,2,3,6,7,8-HxCDF-13C	2.00	73
2,3,4,7,8-PeCDF	7.3	-----	0.30		2,3,4,6,7,8-HxCDF-13C	2.00	71
Total PeCDF	66.0	-----	0.33		1,2,3,7,8,9-HxCDF-13C	2.00	73
					1,2,3,4,7,8-HxCDD-13C	2.00	108
1,2,3,7,8-PeCDD	4.6	-----	0.36	J	1,2,3,6,7,8-HxCDD-13C	2.00	77
Total PeCDD	120.0	-----	0.36		1,2,3,4,6,7,8-HpCDF-13C	2.00	94
					1,2,3,4,7,8,9-HpCDF-13C	2.00	92
1,2,3,4,7,8-HxCDF	-----	5.8	0.27	P	1,2,3,4,6,7,8-HpCDD-13C	2.00	109
1,2,3,6,7,8-HxCDF	5.7	-----	0.33		OCDD-13C	4.00	94
2,3,4,6,7,8-HxCDF	4.7	-----	0.33	J			
1,2,3,7,8,9-HxCDF	1.3	-----	0.17	J	1,2,3,4-TCDD-13C	2.00	NA
Total HxCDF	42.0	-----	0.27		1,2,3,7,8,9-HxCDD-13C	2.00	NA
1,2,3,4,7,8-HxCDD	6.0	-----	0.29		2,3,7,8-TCDD-37Cl4	0.20	79
1,2,3,6,7,8-HxCDD	10.0	-----	0.33				
1,2,3,7,8,9-HxCDD	5.7	-----	0.25				
Total HxCDD	150.0	-----	0.29				
1,2,3,4,6,7,8-HpCDF	16.0	-----	0.15		Total 2,3,7,8-TCDD		
1,2,3,4,7,8,9-HpCDF	1.8	-----	0.15	J	Equivalence: 13 ng/Kg		
Total HpCDF	38.0	-----	0.15		(Using 2005 WHO Factors - Using PRL/2 where ND)		
1,2,3,4,6,7,8-HpCDD	61.0	-----	0.43				
Total HpCDD	120.0	-----	0.43				
OCDF	23.0	-----	0.26				
OCDD	350.0	-----	1.10				

Conc = Concentration (Totals include 2,3,7,8-substituted isomers).
EMPC = Estimated Maximum Possible Concentration
RL = Reporting Limit.

ND = Not Detected
NA = Not Applicable
NC = Not Calculated

Results reported on a dry weight basis and are valid to no more than 2 significant figures.
J = Estimated value
P = PCDE Interference

REPORT OF LABORATORY ANALYSIS

This report shall not be reproduced, except in full,
without the written consent of Pace Analytical Services, Inc.

Pace Analytical Services, Inc.
1700 Elm Street - Suite 200
Minneapolis, MN 55414

Tel: 612-607-1700
Fax: 612- 607-6444

Method 8290 Sample Analysis Results

Client - PASI Seattle

Client's Sample ID	SPL-25-4		
Lab Sample ID	256548004		
Filename	U110223A_06		
Injected By	BAL		
Total Amount Extracted	11.2 g	Matrix	Solid
% Moisture	9.9	Dilution	NA
Dry Weight Extracted	10.1 g	Collected	02/09/2011 11:15
ICAL ID	U101204A	Received	02/11/2011 10:03
CCal Filename(s)	U110222B_17 & U110223A_16	Extracted	02/17/2011 17:00
Method Blank ID	BLANK-27910	Analyzed	02/23/2011 11:12

Native Isomers	Conc ng/Kg	EMPC ng/Kg	RL ng/Kg		Internal Standards	ng's Added	Percent Recovery
2,3,7,8-TCDF	4.9	-----	0.200		2,3,7,8-TCDF-13C	2.00	67
Total TCDF	84.0	-----	0.200		2,3,7,8-TCDD-13C	2.00	85
					1,2,3,7,8-PeCDF-13C	2.00	78
2,3,7,8-TCDD	1.3	-----	0.280		2,3,4,7,8-PeCDF-13C	2.00	78
Total TCDD	88.0	-----	0.280		1,2,3,7,8-PeCDD-13C	2.00	91
					1,2,3,4,7,8-HxCDF-13C	2.00	74
1,2,3,7,8-PeCDF	-----	5.0	0.190	P	1,2,3,6,7,8-HxCDF-13C	2.00	71
2,3,4,7,8-PeCDF	8.2	-----	0.200		2,3,4,6,7,8-HxCDF-13C	2.00	73
Total PeCDF	70.0	-----	0.190		1,2,3,7,8,9-HxCDF-13C	2.00	68
					1,2,3,4,7,8-HxCDD-13C	2.00	93
1,2,3,7,8-PeCDD	5.9	-----	0.160		1,2,3,6,7,8-HxCDD-13C	2.00	70
Total PeCDD	120.0	-----	0.160		1,2,3,4,6,7,8-HpCDF-13C	2.00	80
					1,2,3,4,7,8,9-HpCDF-13C	2.00	77
1,2,3,4,7,8-HxCDF	-----	7.7	0.190	P	1,2,3,4,6,7,8-HpCDD-13C	2.00	89
1,2,3,6,7,8-HxCDF	6.2	-----	0.190		OCDD-13C	4.00	77
2,3,4,6,7,8-HxCDF	6.5	-----	0.170				
1,2,3,7,8,9-HxCDF	1.7	-----	0.098	J	1,2,3,4-TCDD-13C	2.00	NA
Total HxCDF	48.0	-----	0.160		1,2,3,7,8,9-HxCDD-13C	2.00	NA
1,2,3,4,7,8-HxCDD	4.9	-----	0.290	J	2,3,7,8-TCDD-37Cl4	0.20	84
1,2,3,6,7,8-HxCDD	11.0	-----	0.380				
1,2,3,7,8,9-HxCDD	6.6	-----	0.240				
Total HxCDD	150.0	-----	0.300				
1,2,3,4,6,7,8-HpCDF	23.0	-----	0.130		Total 2,3,7,8-TCDD		
1,2,3,4,7,8,9-HpCDF	2.7	-----	0.140	J	Equivalence: 15 ng/Kg		
Total HpCDF	54.0	-----	0.130		(Using 2005 WHO Factors - Using PRL/2 where ND)		
1,2,3,4,6,7,8-HpCDD	85.0	-----	0.400				
Total HpCDD	170.0	-----	0.400				
OCDF	35.0	-----	0.190				
OCDD	730.0	-----	0.200				

Conc = Concentration (Totals include 2,3,7,8-substituted isomers).
EMPC = Estimated Maximum Possible Concentration
RL = Reporting Limit.

ND = Not Detected
NA = Not Applicable
NC = Not Calculated

Results reported on a dry weight basis and are valid to no more than 2 significant figures.
J = Estimated value
P = PCDE Interference

REPORT OF LABORATORY ANALYSIS

This report shall not be reproduced, except in full,
without the written consent of Pace Analytical Services, Inc.

Pace Analytical Services, Inc.
1700 Elm Street - Suite 200
Minneapolis, MN 55414

Tel: 612-607-1700
Fax: 612- 607-6444

Method 8290 Sample Analysis Results

Client - PASI Seattle

Client's Sample ID	SPL-25-5		
Lab Sample ID	256548005		
Filename	U110223A_07		
Injected By	BAL		
Total Amount Extracted	11.5 g	Matrix	Solid
% Moisture	10.5	Dilution	NA
Dry Weight Extracted	10.3 g	Collected	02/09/2011 11:27
ICAL ID	U101204A	Received	02/11/2011 10:03
CCal Filename(s)	U110222B_17 & U110223A_16	Extracted	02/17/2011 17:00
Method Blank ID	BLANK-27910	Analyzed	02/23/2011 11:59

Native Isomers	Conc ng/Kg	EMPC ng/Kg	RL ng/Kg		Internal Standards	ng's Added	Percent Recovery
2,3,7,8-TCDF	-----	34	0.19	P	2,3,7,8-TCDF-13C	2.00	66
Total TCDF	470.0	-----	0.19		2,3,7,8-TCDD-13C	2.00	80
					1,2,3,7,8-PeCDF-13C	2.00	74
2,3,7,8-TCDD	9.5	-----	0.28		2,3,4,7,8-PeCDF-13C	2.00	76
Total TCDD	720.0	-----	0.28		1,2,3,7,8-PeCDD-13C	2.00	89
					1,2,3,4,7,8-HxCDF-13C	2.00	81
1,2,3,7,8-PeCDF	-----	39	0.51	P	1,2,3,6,7,8-HxCDF-13C	2.00	69
2,3,4,7,8-PeCDF	58.0	-----	0.55		2,3,4,6,7,8-HxCDF-13C	2.00	59
Total PeCDF	390.0	-----	0.53		1,2,3,7,8,9-HxCDF-13C	2.00	67
					1,2,3,4,7,8-HxCDD-13C	2.00	94
1,2,3,7,8-PeCDD	57.0	-----	0.37		1,2,3,6,7,8-HxCDD-13C	2.00	72
Total PeCDD	920.0	-----	0.37		1,2,3,4,6,7,8-HpCDF-13C	2.00	83
					1,2,3,4,7,8,9-HpCDF-13C	2.00	79
1,2,3,4,7,8-HxCDF	-----	54	0.33	P	1,2,3,4,6,7,8-HpCDD-13C	2.00	94
1,2,3,6,7,8-HxCDF	48.0	-----	0.37		OCDD-13C	4.00	82
2,3,4,6,7,8-HxCDF	46.0	-----	0.41				
1,2,3,7,8,9-HxCDF	12.0	-----	0.27		1,2,3,4-TCDD-13C	2.00	NA
Total HxCDF	340.0	-----	0.35		1,2,3,7,8,9-HxCDD-13C	2.00	NA
1,2,3,4,7,8-HxCDD	41.0	-----	0.42		2,3,7,8-TCDD-37Cl4	0.20	80
1,2,3,6,7,8-HxCDD	85.0	-----	0.62				
1,2,3,7,8,9-HxCDD	52.0	-----	0.60				
Total HxCDD	1200.0	-----	0.55				
1,2,3,4,6,7,8-HpCDF	140.0	-----	0.24		Total 2,3,7,8-TCDD		
1,2,3,4,7,8,9-HpCDF	18.0	-----	0.40		Equivalence: 120 ng/Kg		
Total HpCDF	270.0	-----	0.32		(Using 2005 WHO Factors - Using PRL/2 where ND)		
1,2,3,4,6,7,8-HpCDD	450.0	-----	0.71				
Total HpCDD	870.0	-----	0.71				
OCDF	-----	130	0.25	P			
OCDD	2800.0	-----	0.19				

Conc = Concentration (Totals include 2,3,7,8-substituted isomers).
EMPC = Estimated Maximum Possible Concentration
RL = Reporting Limit.
ND = Not Detected
NA = Not Applicable
NC = Not Calculated

Results reported on a dry weight basis and are valid to no more than 2 significant figures.
P = PCDE Interference

REPORT OF LABORATORY ANALYSIS

This report shall not be reproduced, except in full,
without the written consent of Pace Analytical Services, Inc.

Pace Analytical Services, Inc.
1700 Elm Street - Suite 200
Minneapolis, MN 55414

Tel: 612-607-1700
Fax: 612- 607-6444

Method 8290 Sample Analysis Results

Client - PASI Seattle

Client's Sample ID	SPL-26-1		
Lab Sample ID	256548006		
Filename	U110223A_08		
Injected By	BAL		
Total Amount Extracted	12.4 g	Matrix	Solid
% Moisture	13.5	Dilution	NA
Dry Weight Extracted	10.7 g	Collected	02/09/2011 11:45
ICAL ID	U101204A	Received	02/11/2011 10:03
CCal Filename(s)	U110222B_17 & U110223A_16	Extracted	02/17/2011 17:00
Method Blank ID	BLANK-27910	Analyzed	02/23/2011 12:47

Native Isomers	Conc ng/Kg	EMPC ng/Kg	RL ng/Kg		Internal Standards	ng's Added	Percent Recovery
2,3,7,8-TCDF	-----	43	0.49	P	2,3,7,8-TCDF-13C	2.00	70
Total TCDF	580.0	-----	0.49		2,3,7,8-TCDD-13C	2.00	83
					1,2,3,7,8-PeCDF-13C	2.00	75
2,3,7,8-TCDD	9.8	-----	0.40		2,3,4,7,8-PeCDF-13C	2.00	76
Total TCDD	720.0	-----	0.40		1,2,3,7,8-PeCDD-13C	2.00	90
					1,2,3,4,7,8-HxCDF-13C	2.00	85
1,2,3,7,8-PeCDF	-----	43	0.68	P	1,2,3,6,7,8-HxCDF-13C	2.00	74
2,3,4,7,8-PeCDF	61.0	-----	0.66		2,3,4,6,7,8-HxCDF-13C	2.00	71
Total PeCDF	510.0	-----	0.67		1,2,3,7,8,9-HxCDF-13C	2.00	56
					1,2,3,4,7,8-HxCDD-13C	2.00	91
1,2,3,7,8-PeCDD	54.0	-----	0.75		1,2,3,6,7,8-HxCDD-13C	2.00	78
Total PeCDD	810.0	-----	0.75		1,2,3,4,6,7,8-HpCDF-13C	2.00	72
					1,2,3,4,7,8,9-HpCDF-13C	2.00	61
1,2,3,4,7,8-HxCDF	-----	46	0.35	P	1,2,3,4,6,7,8-HpCDD-13C	2.00	73
1,2,3,6,7,8-HxCDF	43.0	-----	0.41		OCDD-13C	4.00	56
2,3,4,6,7,8-HxCDF	42.0	-----	0.38				
1,2,3,7,8,9-HxCDF	11.0	-----	0.86		1,2,3,4-TCDD-13C	2.00	NA
Total HxCDF	380.0	-----	0.50		1,2,3,7,8,9-HxCDD-13C	2.00	NA
1,2,3,4,7,8-HxCDD	32.0	-----	0.45		2,3,7,8-TCDD-37Cl4	0.20	83
1,2,3,6,7,8-HxCDD	69.0	-----	0.57				
1,2,3,7,8,9-HxCDD	44.0	-----	0.50				
Total HxCDD	1000.0	-----	0.50				
1,2,3,4,6,7,8-HpCDF	120.0	-----	0.43		Total 2,3,7,8-TCDD		
1,2,3,4,7,8,9-HpCDF	14.0	-----	0.56		Equivalence: 110 ng/Kg		
Total HpCDF	260.0	-----	0.49		(Using 2005 WHO Factors - Using PRL/2 where ND)		
1,2,3,4,6,7,8-HpCDD	420.0	-----	1.20				
Total HpCDD	840.0	-----	1.20				
OCDF	-----	130	0.58	P			
OCDD	3000.0	-----	3.70				

Conc = Concentration (Totals include 2,3,7,8-substituted isomers).
EMPC = Estimated Maximum Possible Concentration
RL = Reporting Limit.
ND = Not Detected
NA = Not Applicable
NC = Not Calculated

Results reported on a dry weight basis and are valid to no more than 2 significant figures.
P = PCDE Interference

REPORT OF LABORATORY ANALYSIS

This report shall not be reproduced, except in full,
without the written consent of Pace Analytical Services, Inc.

Pace Analytical Services, Inc.
1700 Elm Street - Suite 200
Minneapolis, MN 55414

Tel: 612-607-1700
Fax: 612- 607-6444

Method 8290 Sample Analysis Results

Client - PASI Seattle

Client's Sample ID	SPL-26-2		
Lab Sample ID	256548007		
Filename	U110223A_09		
Injected By	BAL		
Total Amount Extracted	11.6 g	Matrix	Solid
% Moisture	10.9	Dilution	NA
Dry Weight Extracted	10.3 g	Collected	02/09/2011 12:03
ICAL ID	U101204A	Received	02/11/2011 10:03
CCal Filename(s)	U110222B_17 & U110223A_16	Extracted	02/17/2011 17:00
Method Blank ID	BLANK-27910	Analyzed	02/23/2011 13:35

Native Isomers	Conc ng/Kg	EMPC ng/Kg	RL ng/Kg		Internal Standards	ng's Added	Percent Recovery
2,3,7,8-TCDF	-----	96	0.37	P	2,3,7,8-TCDF-13C	2.00	64
Total TCDF	1400	-----	0.37		2,3,7,8-TCDD-13C	2.00	65
					1,2,3,7,8-PeCDF-13C	2.00	73
2,3,7,8-TCDD	29	-----	0.43		2,3,4,7,8-PeCDF-13C	2.00	75
Total TCDD	2400	-----	0.43	E	1,2,3,7,8-PeCDD-13C	2.00	88
					1,2,3,4,7,8-HxCDF-13C	2.00	77
1,2,3,7,8-PeCDF	-----	91	0.83	P	1,2,3,6,7,8-HxCDF-13C	2.00	65
2,3,4,7,8-PeCDF	120	-----	0.52		2,3,4,6,7,8-HxCDF-13C	2.00	66
Total PeCDF	850	-----	0.67		1,2,3,7,8,9-HxCDF-13C	2.00	58
					1,2,3,4,7,8-HxCDD-13C	2.00	84
1,2,3,7,8-PeCDD	100	-----	0.60		1,2,3,6,7,8-HxCDD-13C	2.00	68
Total PeCDD	2300	-----	0.60		1,2,3,4,6,7,8-HpCDF-13C	2.00	66
					1,2,3,4,7,8,9-HpCDF-13C	2.00	59
1,2,3,4,7,8-HxCDF	-----	85	0.42	P	1,2,3,4,6,7,8-HpCDD-13C	2.00	70
1,2,3,6,7,8-HxCDF	87	-----	0.33		OCDD-13C	4.00	57
2,3,4,6,7,8-HxCDF	93	-----	0.37				
1,2,3,7,8,9-HxCDF	24	-----	0.50		1,2,3,4-TCDD-13C	2.00	NA
Total HxCDF	560	-----	0.41		1,2,3,7,8,9-HxCDD-13C	2.00	NA
1,2,3,4,7,8-HxCDD	88	-----	0.96		2,3,7,8-TCDD-37Cl4	0.20	70
1,2,3,6,7,8-HxCDD	160	-----	0.85				
1,2,3,7,8,9-HxCDD	120	-----	0.72				
Total HxCDD	2900	-----	0.84				
1,2,3,4,6,7,8-HpCDF	200	-----	0.27		Total 2,3,7,8-TCDD		
1,2,3,4,7,8,9-HpCDF	25	-----	0.55		Equivalence: 240 ng/Kg		
Total HpCDF	390	-----	0.41		(Using 2005 WHO Factors - Using PRL/2 where ND)		
1,2,3,4,6,7,8-HpCDD	940	-----	1.50				
Total HpCDD	1800	-----	1.50				
OCDF	-----	150	0.54	P			
OCDD	4300	-----	0.39				

Conc = Concentration (Totals include 2,3,7,8-substituted isomers).
EMPC = Estimated Maximum Possible Concentration
RL = Reporting Limit.

ND = Not Detected
NA = Not Applicable
NC = Not Calculated

Results reported on a dry weight basis and are valid to no more than 2 significant figures.
P = PCDE Interference
E = Exceeds calibration range

REPORT OF LABORATORY ANALYSIS

This report shall not be reproduced, except in full,
without the written consent of Pace Analytical Services, Inc.

Pace Analytical Services, Inc.
1700 Elm Street - Suite 200
Minneapolis, MN 55414

Tel: 612-607-1700
Fax: 612- 607-6444

Method 8290 Sample Analysis Results

Client - PASI Seattle

Client's Sample ID	SPL-26-3		
Lab Sample ID	256548008		
Filename	U110223A_10		
Injected By	BAL		
Total Amount Extracted	11.5 g	Matrix	Solid
% Moisture	11.0	Dilution	NA
Dry Weight Extracted	10.2 g	Collected	02/09/2011 12:16
ICAL ID	U101204A	Received	02/11/2011 10:03
CCal Filename(s)	U110222B_17 & U110223A_16	Extracted	02/17/2011 17:00
Method Blank ID	BLANK-27910	Analyzed	02/23/2011 14:22

Native Isomers	Conc ng/Kg	EMPC ng/Kg	RL ng/Kg		Internal Standards	ng's Added	Percent Recovery
2,3,7,8-TCDF	-----	100	0.35	P	2,3,7,8-TCDF-13C	2.00	58
Total TCDF	1700	-----	0.35		2,3,7,8-TCDD-13C	2.00	69
					1,2,3,7,8-PeCDF-13C	2.00	65
2,3,7,8-TCDD	26	-----	0.48		2,3,4,7,8-PeCDF-13C	2.00	66
Total TCDD	2000	-----	0.48	E	1,2,3,7,8-PeCDD-13C	2.00	77
					1,2,3,4,7,8-HxCDF-13C	2.00	70
1,2,3,7,8-PeCDF	-----	95	0.92	P	1,2,3,6,7,8-HxCDF-13C	2.00	62
2,3,4,7,8-PeCDF	130	-----	0.42		2,3,4,6,7,8-HxCDF-13C	2.00	54
Total PeCDF	1200	-----	0.67		1,2,3,7,8,9-HxCDF-13C	2.00	53
					1,2,3,4,7,8-HxCDD-13C	2.00	75
1,2,3,7,8-PeCDD	93	-----	0.55		1,2,3,6,7,8-HxCDD-13C	2.00	65
Total PeCDD	2100	-----	0.55		1,2,3,4,6,7,8-HpCDF-13C	2.00	62
					1,2,3,4,7,8,9-HpCDF-13C	2.00	55
1,2,3,4,7,8-HxCDF	-----	95	0.38	P	1,2,3,4,6,7,8-HpCDD-13C	2.00	65
1,2,3,6,7,8-HxCDF	90	-----	0.50		OCDD-13C	4.00	52
2,3,4,6,7,8-HxCDF	110	-----	0.37				
1,2,3,7,8,9-HxCDF	24	-----	0.40		1,2,3,4-TCDD-13C	2.00	NA
Total HxCDF	660	-----	0.41		1,2,3,7,8,9-HxCDD-13C	2.00	NA
1,2,3,4,7,8-HxCDD	85	-----	0.67		2,3,7,8-TCDD-37Cl4	0.20	70
1,2,3,6,7,8-HxCDD	140	-----	0.97				
1,2,3,7,8,9-HxCDD	100	-----	0.77				
Total HxCDD	2500	-----	0.80				
1,2,3,4,6,7,8-HpCDF	210	-----	0.24		Total 2,3,7,8-TCDD		
1,2,3,4,7,8,9-HpCDF	24	-----	0.35		Equivalence: 230 ng/Kg		
Total HpCDF	270	-----	0.29		(Using 2005 WHO Factors - Using PRL/2 where ND)		
1,2,3,4,6,7,8-HpCDD	650	-----	0.74				
Total HpCDD	1300	-----	0.74				
OCDF	-----	150	0.61	P			
OCDD	3000	-----	0.48				

Conc = Concentration (Totals include 2,3,7,8-substituted isomers).
EMPC = Estimated Maximum Possible Concentration
RL = Reporting Limit.

ND = Not Detected
NA = Not Applicable
NC = Not Calculated

Results reported on a dry weight basis and are valid to no more than 2 significant figures.
P = PCDE Interference
E = Exceeds calibration range

REPORT OF LABORATORY ANALYSIS

This report shall not be reproduced, except in full,
without the written consent of Pace Analytical Services, Inc.

Pace Analytical Services, Inc.
1700 Elm Street - Suite 200
Minneapolis, MN 55414

Tel: 612-607-1700
Fax: 612- 607-6444

Method 8290 Sample Analysis Results

Client - PASI Seattle

Client's Sample ID	SPL-26-4		
Lab Sample ID	256548009		
Filename	U110223A_11		
Injected By	BAL		
Total Amount Extracted	11.7 g	Matrix	Solid
% Moisture	11.1	Dilution	NA
Dry Weight Extracted	10.4 g	Collected	02/09/2011 12:27
ICAL ID	U101204A	Received	02/11/2011 10:03
CCal Filename(s)	U110222B_17 & U110223A_16	Extracted	02/17/2011 17:00
Method Blank ID	BLANK-27910	Analyzed	02/23/2011 15:10

Native Isomers	Conc ng/Kg	EMPC ng/Kg	RL ng/Kg		Internal Standards	ng's Added	Percent Recovery
2,3,7,8-TCDF	-----	100	0.78	P	2,3,7,8-TCDF-13C	2.00	61
Total TCDF	1500	-----	0.78		2,3,7,8-TCDD-13C	2.00	74
					1,2,3,7,8-PeCDF-13C	2.00	64
2,3,7,8-TCDD	27	-----	0.46		2,3,4,7,8-PeCDF-13C	2.00	63
Total TCDD	1900	-----	0.46		1,2,3,7,8-PeCDD-13C	2.00	75
					1,2,3,4,7,8-HxCDF-13C	2.00	84
1,2,3,7,8-PeCDF	-----	100	0.69	P	1,2,3,6,7,8-HxCDF-13C	2.00	68
2,3,4,7,8-PeCDF	150	-----	1.10		2,3,4,6,7,8-HxCDF-13C	2.00	63
Total PeCDF	1200	-----	0.89		1,2,3,7,8,9-HxCDF-13C	2.00	56
					1,2,3,4,7,8-HxCDD-13C	2.00	85
1,2,3,7,8-PeCDD	140	-----	1.30		1,2,3,6,7,8-HxCDD-13C	2.00	69
Total PeCDD	2200	-----	1.30		1,2,3,4,6,7,8-HpCDF-13C	2.00	62
					1,2,3,4,7,8,9-HpCDF-13C	2.00	54
1,2,3,4,7,8-HxCDF	-----	100	0.76	P	1,2,3,4,6,7,8-HpCDD-13C	2.00	63
1,2,3,6,7,8-HxCDF	100	-----	0.90		OCDD-13C	4.00	45
2,3,4,6,7,8-HxCDF	96	-----	0.90				
1,2,3,7,8,9-HxCDF	25	-----	0.74		1,2,3,4-TCDD-13C	2.00	NA
Total HxCDF	790	-----	0.83		1,2,3,7,8,9-HxCDD-13C	2.00	NA
1,2,3,4,7,8-HxCDD	92	-----	1.10		2,3,7,8-TCDD-37Cl4	0.20	74
1,2,3,6,7,8-HxCDD	170	-----	1.30				
1,2,3,7,8,9-HxCDD	110	-----	0.71				
Total HxCDD	2900	-----	1.00				
1,2,3,4,6,7,8-HpCDF	250	-----	0.93		Total 2,3,7,8-TCDD		
1,2,3,4,7,8,9-HpCDF	28	-----	0.58		Equivalence: 280 ng/Kg		
Total HpCDF	320	-----	0.76		(Using 2005 WHO Factors - Using PRL/2 where ND)		
1,2,3,4,6,7,8-HpCDD	840	-----	2.80				
Total HpCDD	1600	-----	2.80				
OCDF	-----	180	1.70	P			
OCDD	3800	-----	1.20				

Conc = Concentration (Totals include 2,3,7,8-substituted isomers).
EMPC = Estimated Maximum Possible Concentration
RL = Reporting Limit.
ND = Not Detected
NA = Not Applicable
NC = Not Calculated

Results reported on a dry weight basis and are valid to no more than 2 significant figures.
P = PCDE Interference

REPORT OF LABORATORY ANALYSIS

This report shall not be reproduced, except in full,
without the written consent of Pace Analytical Services, Inc.

Pace Analytical Services, Inc.
1700 Elm Street - Suite 200
Minneapolis, MN 55414

Tel: 612-607-1700
Fax: 612- 607-6444

Method 8290 Blank Analysis Results

Lab Sample ID	BLANK-27910	Matrix	Solid
Filename	U110222B_05	Dilution	NA
Total Amount Extracted	10.0 g	Extracted	02/17/2011 17:00
ICAL ID	U101204A	Analyzed	02/22/2011 20:54
CCal Filename(s)	U110222B_02 & U110222B_17	Injected By	BAL

Native Isomers	Conc ng/Kg	EMPC ng/Kg	RL ng/Kg	Internal Standards	ng's Added	Percent Recovery
2,3,7,8-TCDF	ND	-----	0.140	2,3,7,8-TCDF-13C	2.00	59
Total TCDF	ND	-----	0.140	2,3,7,8-TCDD-13C	2.00	80
				1,2,3,7,8-PeCDF-13C	2.00	67
2,3,7,8-TCDD	ND	-----	0.200	2,3,4,7,8-PeCDF-13C	2.00	69
Total TCDD	ND	-----	0.200	1,2,3,7,8-PeCDD-13C	2.00	86
				1,2,3,4,7,8-HxCDF-13C	2.00	69
1,2,3,7,8-PeCDF	ND	-----	0.130	1,2,3,6,7,8-HxCDF-13C	2.00	71
2,3,4,7,8-PeCDF	ND	-----	0.120	2,3,4,6,7,8-HxCDF-13C	2.00	71
Total PeCDF	ND	-----	0.120	1,2,3,7,8,9-HxCDF-13C	2.00	65
				1,2,3,4,7,8-HxCDD-13C	2.00	80
1,2,3,7,8-PeCDD	ND	-----	0.140	1,2,3,6,7,8-HxCDD-13C	2.00	85
Total PeCDD	ND	-----	0.140	1,2,3,4,6,7,8-HpCDF-13C	2.00	82
				1,2,3,4,7,8,9-HpCDF-13C	2.00	76
1,2,3,4,7,8-HxCDF	ND	-----	0.100	1,2,3,4,6,7,8-HpCDD-13C	2.00	95
1,2,3,6,7,8-HxCDF	ND	-----	0.086	OCDD-13C	4.00	73
2,3,4,6,7,8-HxCDF	ND	-----	0.088			
1,2,3,7,8,9-HxCDF	ND	-----	0.120	1,2,3,4-TCDD-13C	2.00	NA
Total HxCDF	ND	-----	0.098	1,2,3,7,8,9-HxCDD-13C	2.00	NA
1,2,3,4,7,8-HxCDD	ND	-----	0.160	2,3,7,8-TCDD-37Cl4	0.20	75
1,2,3,6,7,8-HxCDD	ND	-----	0.160			
1,2,3,7,8,9-HxCDD	ND	-----	0.150			
Total HxCDD	ND	-----	0.160			
1,2,3,4,6,7,8-HpCDF	ND	-----	0.100	Total 2,3,7,8-TCDD		
1,2,3,4,7,8,9-HpCDF	ND	-----	0.160	Equivalence: 0.24 ng/Kg		
Total HpCDF	ND	-----	0.130	(Using 2005 WHO Factors - Using PRL/2 where ND)		
1,2,3,4,6,7,8-HpCDD	ND	-----	0.210			
Total HpCDD	ND	-----	0.210			
OCDF	-----	0.35	0.170 I			
OCDD	-----	0.83	0.280 I			

Conc = Concentration (Totals include 2,3,7,8-substituted isomers).
EMPC = Estimated Maximum Possible Concentration
RL = Reporting Limit

Results reported on a dry weight basis and are valid to no more than 2 significant figures.
I = Interference present

REPORT OF LABORATORY ANALYSIS

This report shall not be reproduced, except in full,
without the written consent of Pace Analytical Services, Inc.

Pace Analytical Services, Inc.
1700 Elm Street - Suite 200
Minneapolis, MN 55414

Tel: 612-607-1700
Fax: 612- 607-6444

Method 8290 Laboratory Control Spike Results

Lab Sample ID	LCS-27911		
Filename	U110222B_03	Matrix	Solid
Total Amount Extracted	10.5 g	Dilution	NA
ICAL ID	U101204A	Extracted	02/17/2011 17:00
CCal Filename(s)	U110222B_02 & U110222B_17	Analyzed	02/22/2011 19:21
Method Blank ID	BLANK-27910	Injected By	BAL

Native Isomers	**Qs** (ng)	**Qm** (ng)	% Rec.	**Internal Standards**	**ng's Added**	**Percent Recovery**
2,3,7,8-TCDF	0.20	0.21	107	2,3,7,8-TCDF-13C	2.0	58
Total TCDF				2,3,7,8-TCDD-13C	2.0	77
				1,2,3,7,8-PeCDF-13C	2.0	65
2,3,7,8-TCDD	0.20	0.17	85	2,3,4,7,8-PeCDF-13C	2.0	65
Total TCDD				1,2,3,7,8-PeCDD-13C	2.0	81
				1,2,3,4,7,8-HxCDF-13C	2.0	68
1,2,3,7,8-PeCDF	1.0	1.0	102	1,2,3,6,7,8-HxCDF-13C	2.0	69
2,3,4,7,8-PeCDF	1.0	1.0	102	2,3,4,6,7,8-HxCDF-13C	2.0	71
Total PeCDF				1,2,3,7,8,9-HxCDF-13C	2.0	64
				1,2,3,4,7,8-HxCDD-13C	2.0	81
1,2,3,7,8-PeCDD	1.0	0.89	89	1,2,3,6,7,8-HxCDD-13C	2.0	83
Total PeCDD				1,2,3,4,6,7,8-HpCDF-13C	2.0	81
				1,2,3,4,7,8,9-HpCDF-13C	2.0	77
1,2,3,4,7,8-HxCDF	1.0	1.0	103	1,2,3,4,6,7,8-HpCDD-13C	2.0	97
1,2,3,6,7,8-HxCDF	1.0	1.1	108	OCDD-13C	4.0	77
2,3,4,6,7,8-HxCDF	1.0	1.0	104			
1,2,3,7,8,9-HxCDF	1.0	1.1	107	1,2,3,4-TCDD-13C	2.0	NA
Total HxCDF				1,2,3,7,8,9-HxCDD-13C	2.0	NA
1,2,3,4,7,8-HxCDD	1.0	0.95	95	2,3,7,8-TCDD-37Cl4	0.20	74
1,2,3,6,7,8-HxCDD	1.0	0.97	97			
1,2,3,7,8,9-HxCDD	1.0	0.93	93			
Total HxCDD						
1,2,3,4,6,7,8-HpCDF	1.0	1.0	101			
1,2,3,4,7,8,9-HpCDF	1.0	0.96	96			
Total HpCDF						
1,2,3,4,6,7,8-HpCDD	1.0	0.89	89			
Total HpCDD						
OCDF	2.0	1.8	91			
OCDD	2.0	2.1	106			

Qs = Quantity Spiked
Qm = Quantity Measured
Rec. = Recovery (Expressed as Percent)
R = Recovery outside of target range

Y = RF averaging used in calculations
Nn = Value obtained from additional analysis
NA = Not Applicable
* = See Discussion

REPORT OF LABORATORY ANALYSIS

This report shall not be reproduced, except in full,
without the written consent of Pace Analytical Services, Inc.

Pace Analytical Services, Inc.
940 South Harney
Seattle, WA 98108
(206)767-5060

February 24, 2011

Joshua Johnson
Brown & Caldwell
724 Columbia St. NW#420
Olympia, WA 98501

RE: Project: East Bay Redevelopment 138130
Pace Project No.: 256550

Dear Joshua Johnson:
Enclosed are the analytical results for sample(s) received by the laboratory on February 10, 2011. The results relate only to the samples included in this report. Results reported herein conform to the most current NELAC standards, where applicable, unless otherwise narrated in the body of the report.

If you have any questions concerning this report, please feel free to contact me.

Sincerely,



Andy Brownfield for
Jennifer Gross
jennifer.gross@pacelabs.com
Project Manager

Enclosures

cc: Jon Turk, Brown & Caldwell

This report shall not be reproduced, except in full,
without the written consent of Pace Analytical Services, Inc..

Pace Analytical Services, Inc.
940 South Harney
Seattle, WA 98108
(206)767-5060

CERTIFICATIONS

Project: East Bay Redevelopment 138130
Pace Project No.: 256550

Washington Certification IDs

940 South Harney Street, Seattle, WA 98108
Alaska CS Certification #: UST-025
Alaska Drinking Water VOC Certification #: WA01230
Alaska Drinking Water Micro Certification #: WA01230
California Certification #: 01153CA
Florida/NELAP Certification #: E87617
Oregon Certification #: WA200007
Washington Certification #: C1229

This report shall not be reproduced, except in full,
without the written consent of Pace Analytical Services, Inc..

Pace Analytical Services, Inc.
940 South Harney
Seattle, WA 98108
(206)767-5060

SAMPLE ANALYTE COUNT

Project: East Bay Redevelopment 138130
Pace Project No.: 256550

Lab ID	Sample ID	Method	Analysts	Analytes Reported	Laboratory
256550001	**SPL-25-1**	NWTPH-Dx	AY1	4	PASI-S
		NWTPH-Gx	CC	3	PASI-S
		EPA 8270 by SIM	ERB	20	PASI-S
		EPA 8260	LPM	8	PASI-S
		ASTM D2974-87	DMT	1	PASI-S
256550002	**SPL-25-2**	NWTPH-Dx	AY1	4	PASI-S
		NWTPH-Gx	CC	3	PASI-S
		EPA 8270 by SIM	ERB	20	PASI-S
		EPA 8260	LPM	8	PASI-S
		ASTM D2974-87	DMT	1	PASI-S
256550003	**SPL-25-3**	NWTPH-Dx	AY1	6	PASI-S
		NWTPH-Gx	CC	3	PASI-S
		EPA 8270 by SIM	ERB	20	PASI-S
		EPA 8260	LPM	8	PASI-S
		ASTM D2974-87	DMT	1	PASI-S
256550004	**SPL-25-4**	NWTPH-Dx	AY1	4	PASI-S
		NWTPH-Gx	CC	3	PASI-S
		EPA 8270 by SIM	ERB	20	PASI-S
		EPA 8260	LPM	8	PASI-S
		ASTM D2974-87	DMT	1	PASI-S
256550005	**SPL-25-5**	NWTPH-Dx	AY1	4	PASI-S
		NWTPH-Gx	CC	3	PASI-S
		EPA 8270 by SIM	ERB	20	PASI-S
		EPA 8260	LPM	8	PASI-S
		ASTM D2974-87	DMT	1	PASI-S
256550006	**SPL-26-1**	NWTPH-Dx	AY1	4	PASI-S
		NWTPH-Gx	CC	3	PASI-S
		EPA 8270 by SIM	ERB	20	PASI-S
		EPA 8260	LPM	8	PASI-S
		ASTM D2974-87	DMT	1	PASI-S
256550007	**SPL-26-2**	NWTPH-Dx	AY1	4	PASI-S
		NWTPH-Gx	CC	3	PASI-S
		EPA 8270 by SIM	ERB	20	PASI-S
		EPA 8260	LPM	8	PASI-S
		ASTM D2974-87	DMT	1	PASI-S
256550008	**SPL-26-3**	NWTPH-Dx	AY1	4	PASI-S
		NWTPH-Gx	CC	3	PASI-S

This report shall not be reproduced, except in full,
without the written consent of Pace Analytical Services, Inc..

Pace Analytical Services, Inc.
940 South Harney
Seattle, WA 98108
(206)767-5060

SAMPLE ANALYTE COUNT

Project: East Bay Redevelopment 138130
Pace Project No.: 256550

Lab ID	Sample ID	Method	Analysts	Analytes Reported	Laboratory
		EPA 8270 by SIM	ERB	20	PASI-S
		EPA 8260	LPM	8	PASI-S
		ASTM D2974-87	DMT	1	PASI-S
256550009	**SPL-26-4**	NWTPH-Dx	AY1	4	PASI-S
		NWTPH-Gx	CC	3	PASI-S
		EPA 8270 by SIM	ERB	20	PASI-S
		EPA 8260	LPM	8	PASI-S
		ASTM D2974-87	DMT	1	PASI-S
256550010	**TB 020911-A**	NWTPH-Gx	CC	3	PASI-S
		EPA 8260	LPM	8	PASI-S

This report shall not be reproduced, except in full,
without the written consent of Pace Analytical Services, Inc..

Pace Analytical Services, Inc.
940 South Harney
Seattle, WA 98108
(206)767-5060

ANALYTICAL RESULTS

Project: East Bay Redevelopment 138130
Pace Project No.: 256550

Sample: SPL-25-1 **Lab ID: 256550001** Collected: 02/09/11 10:30 Received: 02/10/11 07:45 Matrix: Solid

Results reported on a "dry-weight" basis

Parameters	Results	Units	Report Limit	DF	Prepared	Analyzed	CAS No.	Qual
NWTPH-Dx GCS SG	Analytical Method: NWTPH-Dx Preparation Method: EPA 3546							
Diesel Range SG	ND	mg/kg	20.2	1	02/11/11 11:00	02/15/11 07:14		
Motor Oil Range SG	ND	mg/kg	80.9	1	02/11/11 11:00	02/15/11 07:14	64742-65-0	
n-Octacosane (S) SG	102	%	50-150	1	02/11/11 11:00	02/15/11 07:14	630-02-4	
o-Terphenyl (S) SG	98	%	50-150	1	02/11/11 11:00	02/15/11 07:14	84-15-1	
NWTPH-Gx GCV	Analytical Method: NWTPH-Gx Preparation Method: NWTPH-Gx							
Gasoline Range Organics	ND	mg/kg	5.5	1	02/18/11 15:45	02/18/11 22:52		
a,a,a-Trifluorotoluene (S)	101	%	50-150	1	02/18/11 15:45	02/18/11 22:52	98-08-8	
4-Bromofluorobenzene (S)	83	%	50-150	1	02/18/11 15:45	02/18/11 22:52	460-00-4	
8270 MSSV PAH by SIM	Analytical Method: EPA 8270 by SIM Preparation Method: EPA 3546							
Acenaphthene	ND	ug/kg	7.1	1	02/11/11 11:55	02/15/11 01:54	83-32-9	
Acenaphthylene	ND	ug/kg	7.1	1	02/11/11 11:55	02/15/11 01:54	208-96-8	
Anthracene	**10.6**	ug/kg	7.1	1	02/11/11 11:55	02/15/11 01:54	120-12-7	
Benzo(a)anthracene	**23.2**	ug/kg	7.1	1	02/11/11 11:55	02/15/11 01:54	56-55-3	
Benzo(a)pyrene	**22.9**	ug/kg	7.1	1	02/11/11 11:55	02/15/11 01:54	50-32-8	
Benzo(b)fluoranthene	**21.2**	ug/kg	7.1	1	02/11/11 11:55	02/15/11 01:54	205-99-2	
Benzo(g,h,i)perylene	**20.7**	ug/kg	7.1	1	02/11/11 11:55	02/15/11 01:54	191-24-2	
Benzo(k)fluoranthene	**9.2**	ug/kg	7.1	1	02/11/11 11:55	02/15/11 01:54	207-08-9	
Chrysene	**22.4**	ug/kg	7.1	1	02/11/11 11:55	02/15/11 01:54	218-01-9	
Dibenz(a,h)anthracene	ND	ug/kg	7.1	1	02/11/11 11:55	02/15/11 01:54	53-70-3	
Fluoranthene	**34.2**	ug/kg	7.1	1	02/11/11 11:55	02/15/11 01:54	206-44-0	
Fluorene	ND	ug/kg	7.1	1	02/11/11 11:55	02/15/11 01:54	86-73-7	
Indeno(1,2,3-cd)pyrene	**14.1**	ug/kg	7.1	1	02/11/11 11:55	02/15/11 01:54	193-39-5	
1-Methylnaphthalene	ND	ug/kg	7.1	1	02/11/11 11:55	02/15/11 01:54	90-12-0	
2-Methylnaphthalene	ND	ug/kg	7.1	1	02/11/11 11:55	02/15/11 01:54	91-57-6	
Naphthalene	ND	ug/kg	7.1	1	02/11/11 11:55	02/15/11 01:54	91-20-3	
Phenanthrene	**40.4**	ug/kg	7.1	1	02/11/11 11:55	02/15/11 01:54	85-01-8	
Pyrene	**56.1**	ug/kg	7.1	1	02/11/11 11:55	02/15/11 01:54	129-00-0	
2-Fluorobiphenyl (S)	46	%	31-131	1	02/11/11 11:55	02/15/11 01:54	321-60-8	
Terphenyl-d14 (S)	55	%	30-133	1	02/11/11 11:55	02/15/11 01:54	1718-51-0	
8260/5035A Volatile Organics	Analytical Method: EPA 8260							
Benzene	ND	ug/kg	2.8	1		02/14/11 15:16	71-43-2	
Ethylbenzene	ND	ug/kg	2.8	1		02/14/11 15:16	100-41-4	
Toluene	ND	ug/kg	2.8	1		02/14/11 15:16	108-88-3	
Xylene (Total)	ND	ug/kg	8.3	1		02/14/11 15:16	1330-20-7	
Dibromofluoromethane (S)	95	%	80-136	1		02/14/11 15:16	1868-53-7	
Toluene-d8 (S)	105	%	80-120	1		02/14/11 15:16	2037-26-5	
4-Bromofluorobenzene (S)	96	%	72-122	1		02/14/11 15:16	460-00-4	
1,2-Dichloroethane-d4 (S)	99	%	80-143	1		02/14/11 15:16	17060-07-0	
Percent Moisture	Analytical Method: ASTM D2974-87							
Percent Moisture	**7.7**	%	0.10	1		02/13/11 21:12		

This report shall not be reproduced, except in full,
without the written consent of Pace Analytical Services, Inc..

Pace Analytical Services, Inc.
940 South Harney
Seattle, WA 98108
(206)767-5060

ANALYTICAL RESULTS

Project: East Bay Redevelopment 138130
Pace Project No.: 256550

Sample: SPL-25-2 **Lab ID: 256550002** Collected: 02/09/11 10:45 Received: 02/10/11 07:45 Matrix: Solid

Results reported on a "dry-weight" basis

Parameters	Results	Units	Report Limit	DF	Prepared	Analyzed	CAS No.	Qual
NWTPH-Dx GCS SG	Analytical Method: NWTPH-Dx Preparation Method: EPA 3546							
Diesel Range SG	**32.7**	mg/kg	20.3	1	02/11/11 11:00	02/15/11 07:30		
Motor Oil Range SG	**369**	mg/kg	81.2	1	02/11/11 11:00	02/15/11 07:30	64742-65-0	
n-Octacosane (S) SG	105	%	50-150	1	02/11/11 11:00	02/15/11 07:30	630-02-4	
o-Terphenyl (S) SG	103	%	50-150	1	02/11/11 11:00	02/15/11 07:30	84-15-1	
NWTPH-Gx GCV	Analytical Method: NWTPH-Gx Preparation Method: NWTPH-Gx							
Gasoline Range Organics	ND	mg/kg	5.6	1	02/18/11 15:45	02/18/11 23:40		
a,a,a-Trifluorotoluene (S)	96	%	50-150	1	02/18/11 15:45	02/18/11 23:40	98-08-8	
4-Bromofluorobenzene (S)	78	%	50-150	1	02/18/11 15:45	02/18/11 23:40	460-00-4	
8270 MSSV PAH by SIM	Analytical Method: EPA 8270 by SIM Preparation Method: EPA 3546							
Acenaphthene	ND	ug/kg	7.3	1	02/11/11 11:55	02/15/11 02:12	83-32-9	
Acenaphthylene	**12.2**	ug/kg	7.3	1	02/11/11 11:55	02/15/11 02:12	208-96-8	
Anthracene	**18.5**	ug/kg	7.3	1	02/11/11 11:55	02/15/11 02:12	120-12-7	
Benzo(a)anthracene	**56.1**	ug/kg	7.3	1	02/11/11 11:55	02/15/11 02:12	56-55-3	
Benzo(a)pyrene	**63.1**	ug/kg	7.3	1	02/11/11 11:55	02/15/11 02:12	50-32-8	
Benzo(b)fluoranthene	**61.3**	ug/kg	7.3	1	02/11/11 11:55	02/15/11 02:12	205-99-2	
Benzo(g,h,i)perylene	**53.4**	ug/kg	7.3	1	02/11/11 11:55	02/15/11 02:12	191-24-2	
Benzo(k)fluoranthene	**26.8**	ug/kg	7.3	1	02/11/11 11:55	02/15/11 02:12	207-08-9	
Chrysene	**69.1**	ug/kg	7.3	1	02/11/11 11:55	02/15/11 02:12	218-01-9	
Dibenz(a,h)anthracene	**13.3**	ug/kg	7.3	1	02/11/11 11:55	02/15/11 02:12	53-70-3	
Fluoranthene	**73.5**	ug/kg	7.3	1	02/11/11 11:55	02/15/11 02:12	206-44-0	
Fluorene	**7.9**	ug/kg	7.3	1	02/11/11 11:55	02/15/11 02:12	86-73-7	
Indeno(1,2,3-cd)pyrene	**37.3**	ug/kg	7.3	1	02/11/11 11:55	02/15/11 02:12	193-39-5	
1-Methylnaphthalene	ND	ug/kg	7.3	1	02/11/11 11:55	02/15/11 02:12	90-12-0	
2-Methylnaphthalene	**8.3**	ug/kg	7.3	1	02/11/11 11:55	02/15/11 02:12	91-57-6	
Naphthalene	**11.9**	ug/kg	7.3	1	02/11/11 11:55	02/15/11 02:12	91-20-3	
Phenanthrene	**62.8**	ug/kg	7.3	1	02/11/11 11:55	02/15/11 02:12	85-01-8	
Pyrene	**105**	ug/kg	7.3	1	02/11/11 11:55	02/15/11 02:12	129-00-0	
2-Fluorobiphenyl (S)	43	%	31-131	1	02/11/11 11:55	02/15/11 02:12	321-60-8	
Terphenyl-d14 (S)	43	%	30-133	1	02/11/11 11:55	02/15/11 02:12	1718-51-0	
8260/5035A Volatile Organics	Analytical Method: EPA 8260							
Benzene	ND	ug/kg	2.8	1		02/11/11 17:15	71-43-2	
Ethylbenzene	ND	ug/kg	2.8	1		02/11/11 17:15	100-41-4	
Toluene	ND	ug/kg	2.8	1		02/11/11 17:15	108-88-3	
Xylene (Total)	ND	ug/kg	8.3	1		02/11/11 17:15	1330-20-7	
Dibromofluoromethane (S)	80	%	80-136	1		02/11/11 17:15	1868-53-7	
Toluene-d8 (S)	175	%	80-120	1		02/11/11 17:15	2037-26-5	S2
4-Bromofluorobenzene (S)	877	%	72-122	1		02/11/11 17:15	460-00-4	S2
1,2-Dichloroethane-d4 (S)	116	%	80-143	1		02/11/11 17:15	17060-07-0	
Percent Moisture	Analytical Method: ASTM D2974-87							
Percent Moisture	**10.0**	%	0.10	1		02/13/11 21:13		

This report shall not be reproduced, except in full,
without the written consent of Pace Analytical Services, Inc..

Pace Analytical Services, Inc.
940 South Harney
Seattle, WA 98108
(206)767-5060

ANALYTICAL RESULTS

Project: East Bay Redevelopment 138130
Pace Project No.: 256550

Sample: SPL-25-3 **Lab ID: 256550003** Collected: 02/09/11 11:00 Received: 02/10/11 07:45 Matrix: Solid

Results reported on a "dry-weight" basis

Parameters	Results	Units	Report Limit	DF	Prepared	Analyzed	CAS No.	Qual
NWTPH-Dx GCS SG	Analytical Method: NWTPH-Dx Preparation Method: EPA 3546							
Diesel Range SG	ND	mg/kg	21.2	1	02/11/11 11:00	02/15/11 07:47		
Motor Oil Range SG	**111**	mg/kg	84.7	1	02/11/11 11:00	02/15/11 07:47	64742-65-0	
n-Octacosane (S)	107	%	50-150	1	02/11/11 11:00	02/15/11 07:47	630-02-4	
n-Octacosane (S) SG	107	%	50-150	1	02/11/11 11:00	02/15/11 07:47	630-02-4	
o-Terphenyl (S)	105	%	50-150	1	02/11/11 11:00	02/15/11 07:47	84-15-1	
o-Terphenyl (S) SG	105	%	50-150	1	02/11/11 11:00	02/15/11 07:47	84-15-1	
NWTPH-Gx GCV	Analytical Method: NWTPH-Gx Preparation Method: NWTPH-Gx							
Gasoline Range Organics	ND	mg/kg	5.5	1	02/18/11 15:45	02/19/11 00:04		
a,a,a-Trifluorotoluene (S)	98	%	50-150	1	02/18/11 15:45	02/19/11 00:04	98-08-8	
4-Bromofluorobenzene (S)	80	%	50-150	1	02/18/11 15:45	02/19/11 00:04	460-00-4	
8270 MSSV PAH by SIM	Analytical Method: EPA 8270 by SIM Preparation Method: EPA 3546							
Acenaphthene	ND	ug/kg	7.1	1	02/11/11 11:55	02/15/11 02:31	83-32-9	
Acenaphthylene	**18.8**	ug/kg	7.1	1	02/11/11 11:55	02/15/11 02:31	208-96-8	
Anthracene	**19.8**	ug/kg	7.1	1	02/11/11 11:55	02/15/11 02:31	120-12-7	
Benzo(a)anthracene	**64.9**	ug/kg	7.1	1	02/11/11 11:55	02/15/11 02:31	56-55-3	
Benzo(a)pyrene	**73.2**	ug/kg	7.1	1	02/11/11 11:55	02/15/11 02:31	50-32-8	
Benzo(b)fluoranthene	**57.2**	ug/kg	7.1	1	02/11/11 11:55	02/15/11 02:31	205-99-2	
Benzo(g,h,i)perylene	**53.8**	ug/kg	7.1	1	02/11/11 11:55	02/15/11 02:31	191-24-2	
Benzo(k)fluoranthene	**38.8**	ug/kg	7.1	1	02/11/11 11:55	02/15/11 02:31	207-08-9	
Chrysene	**68.6**	ug/kg	7.1	1	02/11/11 11:55	02/15/11 02:31	218-01-9	
Dibenz(a,h)anthracene	**13.7**	ug/kg	7.1	1	02/11/11 11:55	02/15/11 02:31	53-70-3	
Fluoranthene	**84.7**	ug/kg	7.1	1	02/11/11 11:55	02/15/11 02:31	206-44-0	
Fluorene	ND	ug/kg	7.1	1	02/11/11 11:55	02/15/11 02:31	86-73-7	
Indeno(1,2,3-cd)pyrene	**43.5**	ug/kg	7.1	1	02/11/11 11:55	02/15/11 02:31	193-39-5	
1-Methylnaphthalene	ND	ug/kg	7.1	1	02/11/11 11:55	02/15/11 02:31	90-12-0	
2-Methylnaphthalene	ND	ug/kg	7.1	1	02/11/11 11:55	02/15/11 02:31	91-57-6	
Naphthalene	**7.1**	ug/kg	7.1	1	02/11/11 11:55	02/15/11 02:31	91-20-3	
Phenanthrene	**67.4**	ug/kg	7.1	1	02/11/11 11:55	02/15/11 02:31	85-01-8	
Pyrene	**130**	ug/kg	7.1	1	02/11/11 11:55	02/15/11 02:31	129-00-0	
2-Fluorobiphenyl (S)	47	%	31-131	1	02/11/11 11:55	02/15/11 02:31	321-60-8	
Terphenyl-d14 (S)	49	%	30-133	1	02/11/11 11:55	02/15/11 02:31	1718-51-0	
8260/5035A Volatile Organics	Analytical Method: EPA 8260							
Benzene	ND	ug/kg	2.8	1		02/11/11 17:34	71-43-2	
Ethylbenzene	ND	ug/kg	2.8	1		02/11/11 17:34	100-41-4	
Toluene	ND	ug/kg	2.8	1		02/11/11 17:34	108-88-3	
Xylene (Total)	ND	ug/kg	8.3	1		02/11/11 17:34	1330-20-7	
Dibromofluoromethane (S)	89	%	80-136	1		02/11/11 17:34	1868-53-7	
Toluene-d8 (S)	105	%	80-120	1		02/11/11 17:34	2037-26-5	
4-Bromofluorobenzene (S)	104	%	72-122	1		02/11/11 17:34	460-00-4	
1,2-Dichloroethane-d4 (S)	101	%	80-143	1		02/11/11 17:34	17060-07-0	

This report shall not be reproduced, except in full,
without the written consent of Pace Analytical Services, Inc..

Pace Analytical Services, Inc.
940 South Harney
Seattle, WA 98108
(206)767-5060

ANALYTICAL RESULTS

Project: East Bay Redevelopment 138130
Pace Project No.: 256550

Sample: SPL-25-3 **Lab ID: 256550003** Collected: 02/09/11 11:00 Received: 02/10/11 07:45 Matrix: Solid

Results reported on a "dry-weight" basis

Parameters	Results	Units	Report Limit	DF	Prepared	Analyzed	CAS No.	Qual
Percent Moisture	Analytical Method: ASTM D2974-87							
Percent Moisture	**8.0**	%	0.10	1		02/13/11 21:14		

Sample: SPL-25-4 **Lab ID: 256550004** Collected: 02/09/11 11:15 Received: 02/10/11 07:45 Matrix: Solid

Results reported on a "dry-weight" basis

Parameters	Results	Units	Report Limit	DF	Prepared	Analyzed	CAS No.	Qual
NWTPH-Dx GCS SG	Analytical Method: NWTPH-Dx Preparation Method: EPA 3546							
Diesel Range SG	ND	mg/kg	21.7	1	02/11/11 11:00	02/15/11 08:20		
Motor Oil Range SG	ND	mg/kg	86.8	1	02/11/11 11:00	02/15/11 08:20	64742-65-0	
n-Octacosane (S) SG	100	%	50-150	1	02/11/11 11:00	02/15/11 08:20	630-02-4	
o-Terphenyl (S) SG	101	%	50-150	1	02/11/11 11:00	02/15/11 08:20	84-15-1	
NWTPH-Gx GCV	Analytical Method: NWTPH-Gx Preparation Method: NWTPH-Gx							
Gasoline Range Organics	ND	mg/kg	5.2	1	02/18/11 15:45	02/19/11 00:28		
a,a,a-Trifluorotoluene (S)	100	%	50-150	1	02/18/11 15:45	02/19/11 00:28	98-08-8	
4-Bromofluorobenzene (S)	82	%	50-150	1	02/18/11 15:45	02/19/11 00:28	460-00-4	
8270 MSSV PAH by SIM	Analytical Method: EPA 8270 by SIM Preparation Method: EPA 3546							
Acenaphthene	ND	ug/kg	7.3	1	02/11/11 11:55	02/15/11 02:49	83-32-9	
Acenaphthylene	**13.8**	ug/kg	7.3	1	02/11/11 11:55	02/15/11 02:49	208-96-8	
Anthracene	**19.9**	ug/kg	7.3	1	02/11/11 11:55	02/15/11 02:49	120-12-7	
Benzo(a)anthracene	**70.2**	ug/kg	7.3	1	02/11/11 11:55	02/15/11 02:49	56-55-3	
Benzo(a)pyrene	**72.0**	ug/kg	7.3	1	02/11/11 11:55	02/15/11 02:49	50-32-8	
Benzo(b)fluoranthene	**69.5**	ug/kg	7.3	1	02/11/11 11:55	02/15/11 02:49	205-99-2	
Benzo(g,h,i)perylene	**58.0**	ug/kg	7.3	1	02/11/11 11:55	02/15/11 02:49	191-24-2	
Benzo(k)fluoranthene	**43.9**	ug/kg	7.3	1	02/11/11 11:55	02/15/11 02:49	207-08-9	
Chrysene	**76.9**	ug/kg	7.3	1	02/11/11 11:55	02/15/11 02:49	218-01-9	
Dibenz(a,h)anthracene	**17.0**	ug/kg	7.3	1	02/11/11 11:55	02/15/11 02:49	53-70-3	
Fluoranthene	**90.0**	ug/kg	7.3	1	02/11/11 11:55	02/15/11 02:49	206-44-0	
Fluorene	**8.0**	ug/kg	7.3	1	02/11/11 11:55	02/15/11 02:49	86-73-7	
Indeno(1,2,3-cd)pyrene	**45.8**	ug/kg	7.3	1	02/11/11 11:55	02/15/11 02:49	193-39-5	
1-Methylnaphthalene	ND	ug/kg	7.3	1	02/11/11 11:55	02/15/11 02:49	90-12-0	
2-Methylnaphthalene	ND	ug/kg	7.3	1	02/11/11 11:55	02/15/11 02:49	91-57-6	
Naphthalene	ND	ug/kg	7.3	1	02/11/11 11:55	02/15/11 02:49	91-20-3	
Phenanthrene	**68.5**	ug/kg	7.3	1	02/11/11 11:55	02/15/11 02:49	85-01-8	
Pyrene	**139**	ug/kg	7.3	1	02/11/11 11:55	02/15/11 02:49	129-00-0	
2-Fluorobiphenyl (S)	45	%	31-131	1	02/11/11 11:55	02/15/11 02:49	321-60-8	
Terphenyl-d14 (S)	46	%	30-133	1	02/11/11 11:55	02/15/11 02:49	1718-51-0	
8260/5035A Volatile Organics	Analytical Method: EPA 8260							
Benzene	ND	ug/kg	2.8	1		02/14/11 15:56	71-43-2	
Ethylbenzene	ND	ug/kg	2.8	1		02/14/11 15:56	100-41-4	
Toluene	ND	ug/kg	2.8	1		02/14/11 15:56	108-88-3	

This report shall not be reproduced, except in full,
without the written consent of Pace Analytical Services, Inc..

Pace Analytical Services, Inc.
940 South Harney
Seattle, WA 98108
(206)767-5060

ANALYTICAL RESULTS

Project: East Bay Redevelopment 138130
Pace Project No.: 256550

Sample: SPL-25-4 **Lab ID: 256550004** Collected: 02/09/11 11:15 Received: 02/10/11 07:45 Matrix: Solid

Results reported on a "dry-weight" basis

Parameters	Results	Units	Report Limit	DF	Prepared	Analyzed	CAS No.	Qual
8260/5035A Volatile Organics	Analytical Method: EPA 8260							
Xylene (Total)	ND	ug/kg	8.5	1		02/14/11 15:56	1330-20-7	
Dibromofluoromethane (S)	94	%	80-136	1		02/14/11 15:56	1868-53-7	
Toluene-d8 (S)	103	%	80-120	1		02/14/11 15:56	2037-26-5	
4-Bromofluorobenzene (S)	102	%	72-122	1		02/14/11 15:56	460-00-4	
1,2-Dichloroethane-d4 (S)	103	%	80-143	1		02/14/11 15:56	17060-07-0	
Percent Moisture	Analytical Method: ASTM D2974-87							
Percent Moisture	**10**	%	0.10	1		02/13/11 21:14		

Sample: SPL-25-5 **Lab ID: 256550005** Collected: 02/09/11 11:27 Received: 02/10/11 07:45 Matrix: Solid

Results reported on a "dry-weight" basis

Parameters	Results	Units	Report Limit	DF	Prepared	Analyzed	CAS No.	Qual
NWTPH-Dx GCS SG	Analytical Method: NWTPH-Dx Preparation Method: EPA 3546							
Diesel Range SG	**40.1**	mg/kg	20.6	1	02/11/11 11:00	02/15/11 08:37		
Motor Oil Range SG	**430**	mg/kg	82.3	1	02/11/11 11:00	02/15/11 08:37	64742-65-0	
n-Octacosane (S) SG	106	%	50-150	1	02/11/11 11:00	02/15/11 08:37	630-02-4	
o-Terphenyl (S) SG	103	%	50-150	1	02/11/11 11:00	02/15/11 08:37	84-15-1	
NWTPH-Gx GCV	Analytical Method: NWTPH-Gx Preparation Method: NWTPH-Gx							
Gasoline Range Organics	ND	mg/kg	6.2	1	02/18/11 15:45	02/19/11 01:16		
a,a,a-Trifluorotoluene (S)	101	%	50-150	1	02/18/11 15:45	02/19/11 01:16	98-08-8	
4-Bromofluorobenzene (S)	84	%	50-150	1	02/18/11 15:45	02/19/11 01:16	460-00-4	
8270 MSSV PAH by SIM	Analytical Method: EPA 8270 by SIM Preparation Method: EPA 3546							
Acenaphthene	ND	ug/kg	7.4	1	02/11/11 11:55	02/15/11 03:07	83-32-9	
Acenaphthylene	ND	ug/kg	7.4	1	02/11/11 11:55	02/15/11 03:07	208-96-8	
Anthracene	**10.4**	ug/kg	7.4	1	02/11/11 11:55	02/15/11 03:07	120-12-7	
Benzo(a)anthracene	**41.9**	ug/kg	7.4	1	02/11/11 11:55	02/15/11 03:07	56-55-3	
Benzo(a)pyrene	**44.5**	ug/kg	7.4	1	02/11/11 11:55	02/15/11 03:07	50-32-8	
Benzo(b)fluoranthene	**44.5**	ug/kg	7.4	1	02/11/11 11:55	02/15/11 03:07	205-99-2	
Benzo(g,h,i)perylene	**37.2**	ug/kg	7.4	1	02/11/11 11:55	02/15/11 03:07	191-24-2	
Benzo(k)fluoranthene	**20.4**	ug/kg	7.4	1	02/11/11 11:55	02/15/11 03:07	207-08-9	
Chrysene	**42.7**	ug/kg	7.4	1	02/11/11 11:55	02/15/11 03:07	218-01-9	
Dibenz(a,h)anthracene	**9.6**	ug/kg	7.4	1	02/11/11 11:55	02/15/11 03:07	53-70-3	
Fluoranthene	**49.8**	ug/kg	7.4	1	02/11/11 11:55	02/15/11 03:07	206-44-0	
Fluorene	ND	ug/kg	7.4	1	02/11/11 11:55	02/15/11 03:07	86-73-7	
Indeno(1,2,3-cd)pyrene	**27.6**	ug/kg	7.4	1	02/11/11 11:55	02/15/11 03:07	193-39-5	
1-Methylnaphthalene	ND	ug/kg	7.4	1	02/11/11 11:55	02/15/11 03:07	90-12-0	
2-Methylnaphthalene	ND	ug/kg	7.4	1	02/11/11 11:55	02/15/11 03:07	91-57-6	
Naphthalene	ND	ug/kg	7.4	1	02/11/11 11:55	02/15/11 03:07	91-20-3	
Phenanthrene	**40.9**	ug/kg	7.4	1	02/11/11 11:55	02/15/11 03:07	85-01-8	
Pyrene	**78.5**	ug/kg	7.4	1	02/11/11 11:55	02/15/11 03:07	129-00-0	

This report shall not be reproduced, except in full,
without the written consent of Pace Analytical Services, Inc..

Pace Analytical Services, Inc.
940 South Harney
Seattle, WA 98108
(206)767-5060

ANALYTICAL RESULTS

Project: East Bay Redevelopment 138130
Pace Project No.: 256550

Sample: SPL-25-5 **Lab ID: 256550005** Collected: 02/09/11 11:27 Received: 02/10/11 07:45 Matrix: Solid

Results reported on a "dry-weight" basis

Parameters	Results	Units	Report Limit	DF	Prepared	Analyzed	CAS No.	Qual
8270 MSSV PAH by SIM	Analytical Method: EPA 8270 by SIM Preparation Method: EPA 3546							
2-Fluorobiphenyl (S)	37	%	31-131	1	02/11/11 11:55	02/15/11 03:07	321-60-8	
Terphenyl-d14 (S)	43	%	30-133	1	02/11/11 11:55	02/15/11 03:07	1718-51-0	
8260/5035A Volatile Organics	Analytical Method: EPA 8260							
Benzene	ND	ug/kg	2.8	1		02/14/11 16:15	71-43-2	
Ethylbenzene	ND	ug/kg	2.8	1		02/14/11 16:15	100-41-4	
Toluene	ND	ug/kg	2.8	1		02/14/11 16:15	108-88-3	
Xylene (Total)	ND	ug/kg	8.3	1		02/14/11 16:15	1330-20-7	
Dibromofluoromethane (S)	64	%	80-136	1		02/14/11 16:15	1868-53-7	S2
Toluene-d8 (S)	118	%	80-120	1		02/14/11 16:15	2037-26-5	
4-Bromofluorobenzene (S)	81	%	72-122	1		02/14/11 16:15	460-00-4	
1,2-Dichloroethane-d4 (S)	96	%	80-143	1		02/14/11 16:15	17060-07-0	
Percent Moisture	Analytical Method: ASTM D2974-87							
Percent Moisture	**9.7**	%	0.10	1		02/13/11 21:15		

Sample: SPL-26-1 **Lab ID: 256550006** Collected: 02/09/11 11:45 Received: 02/10/11 07:45 Matrix: Solid

Results reported on a "dry-weight" basis

Parameters	Results	Units	Report Limit	DF	Prepared	Analyzed	CAS No.	Qual
NWTPH-Dx GCS SG	Analytical Method: NWTPH-Dx Preparation Method: EPA 3546							
Diesel Range SG	**254**	mg/kg	22.4	1	02/11/11 11:00	02/15/11 09:26		
Motor Oil Range SG	**2860**	mg/kg	89.7	1	02/11/11 11:00	02/15/11 09:26	64742-65-0	
n-Octacosane (S) SG	93	%	50-150	1	02/11/11 11:00	02/15/11 09:26	630-02-4	
o-Terphenyl (S) SG	99	%	50-150	1	02/11/11 11:00	02/15/11 09:26	84-15-1	
NWTPH-Gx GCV	Analytical Method: NWTPH-Gx Preparation Method: NWTPH-Gx							
Gasoline Range Organics	ND	mg/kg	6.2	1	02/18/11 15:45	02/19/11 01:39		
a,a,a-Trifluorotoluene (S)	101	%	50-150	1	02/18/11 15:45	02/19/11 01:39	98-08-8	
4-Bromofluorobenzene (S)	84	%	50-150	1	02/18/11 15:45	02/19/11 01:39	460-00-4	
8270 MSSV PAH by SIM	Analytical Method: EPA 8270 by SIM Preparation Method: EPA 3546							
Acenaphthene	ND	ug/kg	7.6	1	02/11/11 11:55	02/15/11 03:26	83-32-9	
Acenaphthylene	**8.4**	ug/kg	7.6	1	02/11/11 11:55	02/15/11 03:26	208-96-8	
Anthracene	**18.3**	ug/kg	7.6	1	02/11/11 11:55	02/15/11 03:26	120-12-7	
Benzo(a)anthracene	**202**	ug/kg	7.6	1	02/11/11 11:55	02/15/11 03:26	56-55-3	
Benzo(a)pyrene	**358**	ug/kg	37.9	5	02/11/11 11:55	02/15/11 12:07	50-32-8	
Benzo(b)fluoranthene	**531**	ug/kg	37.9	5	02/11/11 11:55	02/15/11 12:07	205-99-2	
Benzo(g,h,i)perylene	**387**	ug/kg	37.9	5	02/11/11 11:55	02/15/11 12:07	191-24-2	
Benzo(k)fluoranthene	**492**	ug/kg	37.9	5	02/11/11 11:55	02/15/11 12:07	207-08-9	
Chrysene	**272**	ug/kg	7.6	1	02/11/11 11:55	02/15/11 03:26	218-01-9	
Dibenz(a,h)anthracene	**120**	ug/kg	37.9	5	02/11/11 11:55	02/15/11 12:07	53-70-3	
Fluoranthene	**248**	ug/kg	7.6	1	02/11/11 11:55	02/15/11 03:26	206-44-0	

This report shall not be reproduced, except in full,
without the written consent of Pace Analytical Services, Inc..

Pace Analytical Services, Inc.
940 South Harney
Seattle, WA 98108
(206)767-5060

ANALYTICAL RESULTS

Project: East Bay Redevelopment 138130
Pace Project No.: 256550

Sample: SPL-26-1 **Lab ID: 256550006** Collected: 02/09/11 11:45 Received: 02/10/11 07:45 Matrix: Solid

Results reported on a "dry-weight" basis

Parameters	Results	Units	Report Limit	DF	Prepared	Analyzed	CAS No.	Qual
8270 MSSV PAH by SIM	Analytical Method: EPA 8270 by SIM Preparation Method: EPA 3546							
Fluorene	**8.0**	ug/kg	7.6	1	02/11/11 11:55	02/15/11 03:26	86-73-7	
Indeno(1,2,3-cd)pyrene	**346**	ug/kg	37.9	5	02/11/11 11:55	02/15/11 12:07	193-39-5	
1-Methylnaphthalene	ND	ug/kg	7.6	1	02/11/11 11:55	02/15/11 03:26	90-12-0	
2-Methylnaphthalene	**11.8**	ug/kg	7.6	1	02/11/11 11:55	02/15/11 03:26	91-57-6	
Naphthalene	**19.8**	ug/kg	7.6	1	02/11/11 11:55	02/15/11 03:26	91-20-3	
Phenanthrene	**94.4**	ug/kg	7.6	1	02/11/11 11:55	02/15/11 03:26	85-01-8	
Pyrene	**190**	ug/kg	7.6	1	02/11/11 11:55	02/15/11 03:26	129-00-0	
2-Fluorobiphenyl (S)	47	%	31-131	1	02/11/11 11:55	02/15/11 03:26	321-60-8	
Terphenyl-d14 (S)	42	%	30-133	1	02/11/11 11:55	02/15/11 03:26	1718-51-0	
8260/5035A Volatile Organics	Analytical Method: EPA 8260							
Benzene	ND	ug/kg	3.5	1		02/11/11 18:13	71-43-2	
Ethylbenzene	ND	ug/kg	3.5	1		02/11/11 18:13	100-41-4	
Toluene	ND	ug/kg	3.5	1		02/11/11 18:13	108-88-3	
Xylene (Total)	ND	ug/kg	10.6	1		02/11/11 18:13	1330-20-7	
Dibromofluoromethane (S)	92	%	80-136	1		02/11/11 18:13	1868-53-7	
Toluene-d8 (S)	107	%	80-120	1		02/11/11 18:13	2037-26-5	
4-Bromofluorobenzene (S)	107	%	72-122	1		02/11/11 18:13	460-00-4	
1,2-Dichloroethane-d4 (S)	103	%	80-143	1		02/11/11 18:13	17060-07-0	
Percent Moisture	Analytical Method: ASTM D2974-87							
Percent Moisture	**12.6**	%	0.10	1		02/13/11 21:15		

Sample: SPL-26-2 **Lab ID: 256550007** Collected: 02/09/11 12:03 Received: 02/10/11 07:45 Matrix: Solid

Results reported on a "dry-weight" basis

Parameters	Results	Units	Report Limit	DF	Prepared	Analyzed	CAS No.	Qual
NWTPH-Dx GCS SG	Analytical Method: NWTPH-Dx Preparation Method: EPA 3546							
Diesel Range SG	**189**	mg/kg	21.9	1	02/11/11 11:00	02/15/11 09:43		
Motor Oil Range SG	**2170**	mg/kg	87.6	1	02/11/11 11:00	02/15/11 09:43	64742-65-0	
n-Octacosane (S) SG	103	%	50-150	1	02/11/11 11:00	02/15/11 09:43	630-02-4	
o-Terphenyl (S) SG	100	%	50-150	1	02/11/11 11:00	02/15/11 09:43	84-15-1	
NWTPH-Gx GCV	Analytical Method: NWTPH-Gx Preparation Method: NWTPH-Gx							
Gasoline Range Organics	ND	mg/kg	6.0	1	02/18/11 15:45	02/19/11 02:03		
a,a,a-Trifluorotoluene (S)	87	%	50-150	1	02/18/11 15:45	02/19/11 02:03	98-08-8	
4-Bromofluorobenzene (S)	72	%	50-150	1	02/18/11 15:45	02/19/11 02:03	460-00-4	
8270 MSSV PAH by SIM	Analytical Method: EPA 8270 by SIM Preparation Method: EPA 3546							
Acenaphthene	**7.5**	ug/kg	7.4	1	02/11/11 11:55	02/15/11 03:44	83-32-9	
Acenaphthylene	**14.7**	ug/kg	7.4	1	02/11/11 11:55	02/15/11 03:44	208-96-8	
Anthracene	**28.5**	ug/kg	7.4	1	02/11/11 11:55	02/15/11 03:44	120-12-7	
Benzo(a)anthracene	**162**	ug/kg	7.4	1	02/11/11 11:55	02/15/11 03:44	56-55-3	

This report shall not be reproduced, except in full,
without the written consent of Pace Analytical Services, Inc..

Pace Analytical Services, Inc.
940 South Harney
Seattle, WA 98108
(206)767-5060

ANALYTICAL RESULTS

Project: East Bay Redevelopment 138130
Pace Project No.: 256550

Sample: SPL-26-2 **Lab ID: 256550007** Collected: 02/09/11 12:03 Received: 02/10/11 07:45 Matrix: Solid

Results reported on a "dry-weight" basis

Parameters	Results	Units	Report Limit	DF	Prepared	Analyzed	CAS No.	Qual
8270 MSSV PAH by SIM	Analytical Method: EPA 8270 by SIM Preparation Method: EPA 3546							
Benzo(a)pyrene	**285**	ug/kg	36.9	5	02/11/11 11:55	02/15/11 12:23	50-32-8	
Benzo(b)fluoranthene	**279**	ug/kg	36.9	5	02/11/11 11:55	02/15/11 12:23	205-99-2	
Benzo(g,h,i)perylene	**209**	ug/kg	36.9	5	02/11/11 11:55	02/15/11 12:23	191-24-2	
Benzo(k)fluoranthene	**267**	ug/kg	36.9	5	02/11/11 11:55	02/15/11 12:23	207-08-9	
Chrysene	**149**	ug/kg	7.4	1	02/11/11 11:55	02/15/11 03:44	218-01-9	
Dibenz(a,h)anthracene	**66.7**	ug/kg	36.9	5	02/11/11 11:55	02/15/11 12:23	53-70-3	
Fluoranthene	**256**	ug/kg	7.4	1	02/11/11 11:55	02/15/11 03:44	206-44-0	
Fluorene	**16.1**	ug/kg	7.4	1	02/11/11 11:55	02/15/11 03:44	86-73-7	
Indeno(1,2,3-cd)pyrene	**180**	ug/kg	36.9	5	02/11/11 11:55	02/15/11 12:23	193-39-5	
1-Methylnaphthalene	ND	ug/kg	7.4	1	02/11/11 11:55	02/15/11 03:44	90-12-0	
2-Methylnaphthalene	**9.2**	ug/kg	7.4	1	02/11/11 11:55	02/15/11 03:44	91-57-6	
Naphthalene	**15.6**	ug/kg	7.4	1	02/11/11 11:55	02/15/11 03:44	91-20-3	
Phenanthrene	**121**	ug/kg	7.4	1	02/11/11 11:55	02/15/11 03:44	85-01-8	
Pyrene	**175**	ug/kg	7.4	1	02/11/11 11:55	02/15/11 03:44	129-00-0	
2-Fluorobiphenyl (S)	51	%	31-131	1	02/11/11 11:55	02/15/11 03:44	321-60-8	
Terphenyl-d14 (S)	38	%	30-133	1	02/11/11 11:55	02/15/11 03:44	1718-51-0	
8260/5035A Volatile Organics	Analytical Method: EPA 8260							
Benzene	ND	ug/kg	3.2	1		02/11/11 18:33	71-43-2	
Ethylbenzene	ND	ug/kg	3.2	1		02/11/11 18:33	100-41-4	
Toluene	ND	ug/kg	3.2	1		02/11/11 18:33	108-88-3	
Xylene (Total)	ND	ug/kg	9.5	1		02/11/11 18:33	1330-20-7	
Dibromofluoromethane (S)	92	%	80-136	1		02/11/11 18:33	1868-53-7	
Toluene-d8 (S)	106	%	80-120	1		02/11/11 18:33	2037-26-5	
4-Bromofluorobenzene (S)	110	%	72-122	1		02/11/11 18:33	460-00-4	
1,2-Dichloroethane-d4 (S)	99	%	80-143	1		02/11/11 18:33	17060-07-0	
Percent Moisture	Analytical Method: ASTM D2974-87							
Percent Moisture	**11.2**	%	0.10	1		02/13/11 21:16		

Sample: SPL-26-3 **Lab ID: 256550008** Collected: 02/09/11 12:16 Received: 02/10/11 07:45 Matrix: Solid

Results reported on a "dry-weight" basis

Parameters	Results	Units	Report Limit	DF	Prepared	Analyzed	CAS No.	Qual
NWTPH-Dx GCS SG	Analytical Method: NWTPH-Dx Preparation Method: EPA 3546							
Diesel Range SG	**218**	mg/kg	21.7	1	02/11/11 11:00	02/15/11 10:00		
Motor Oil Range SG	**2270**	mg/kg	86.7	1	02/11/11 11:00	02/15/11 10:00	64742-65-0	
n-Octacosane (S) SG	109	%	50-150	1	02/11/11 11:00	02/15/11 10:00	630-02-4	
o-Terphenyl (S) SG	104	%	50-150	1	02/11/11 11:00	02/15/11 10:00	84-15-1	
NWTPH-Gx GCV	Analytical Method: NWTPH-Gx Preparation Method: NWTPH-Gx							
Gasoline Range Organics	ND	mg/kg	7.3	1	02/18/11 15:45	02/19/11 02:27		
a,a,a-Trifluorotoluene (S)	104	%	50-150	1	02/18/11 15:45	02/19/11 02:27	98-08-8	

This report shall not be reproduced, except in full,
without the written consent of Pace Analytical Services, Inc..

Pace Analytical Services, Inc.
940 South Harney
Seattle, WA 98108
(206)767-5060

ANALYTICAL RESULTS

Project: East Bay Redevelopment 138130
Pace Project No.: 256550

Sample: SPL-26-3 **Lab ID: 256550008** Collected: 02/09/11 12:16 Received: 02/10/11 07:45 Matrix: Solid

Results reported on a "dry-weight" basis

Parameters	Results	Units	Report Limit	DF	Prepared	Analyzed	CAS No.	Qual
NWTPH-Gx GCV	Analytical Method: NWTPH-Gx		Preparation Method: NWTPH-Gx					
4-Bromofluorobenzene (S)	82	%	50-150	1	02/18/11 15:45	02/19/11 02:27	460-00-4	
8270 MSSV PAH by SIM	Analytical Method: EPA 8270 by SIM		Preparation Method: EPA 3546					
Acenaphthene	ND	ug/kg	7.4	1	02/11/11 11:55	02/15/11 04:02	83-32-9	
Acenaphthylene	ND	ug/kg	7.4	1	02/11/11 11:55	02/15/11 04:02	208-96-8	
Anthracene	**15.7**	ug/kg	7.4	1	02/11/11 11:55	02/15/11 04:02	120-12-7	
Benzo(a)anthracene	**124**	ug/kg	7.4	1	02/11/11 11:55	02/15/11 04:02	56-55-3	
Benzo(a)pyrene	**206**	ug/kg	37.2	5	02/11/11 11:55	02/15/11 12:40	50-32-8	
Benzo(b)fluoranthene	**237**	ug/kg	37.2	5	02/11/11 11:55	02/15/11 12:40	205-99-2	
Benzo(g,h,i)perylene	**179**	ug/kg	37.2	5	02/11/11 11:55	02/15/11 12:40	191-24-2	
Benzo(k)fluoranthene	**228**	ug/kg	37.2	5	02/11/11 11:55	02/15/11 12:40	207-08-9	
Chrysene	**130**	ug/kg	7.4	1	02/11/11 11:55	02/15/11 04:02	218-01-9	
Dibenz(a,h)anthracene	**51.6**	ug/kg	37.2	5	02/11/11 11:55	02/15/11 12:40	53-70-3	
Fluoranthene	**177**	ug/kg	7.4	1	02/11/11 11:55	02/15/11 04:02	206-44-0	
Fluorene	ND	ug/kg	7.4	1	02/11/11 11:55	02/15/11 04:02	86-73-7	
Indeno(1,2,3-cd)pyrene	**152**	ug/kg	37.2	5	02/11/11 11:55	02/15/11 12:40	193-39-5	
1-Methylnaphthalene	ND	ug/kg	7.4	1	02/11/11 11:55	02/15/11 04:02	90-12-0	
2-Methylnaphthalene	**8.0**	ug/kg	7.4	1	02/11/11 11:55	02/15/11 04:02	91-57-6	
Naphthalene	**15.7**	ug/kg	7.4	1	02/11/11 11:55	02/15/11 04:02	91-20-3	
Phenanthrene	**82.2**	ug/kg	7.4	1	02/11/11 11:55	02/15/11 04:02	85-01-8	
Pyrene	**116**	ug/kg	7.4	1	02/11/11 11:55	02/15/11 04:02	129-00-0	
2-Fluorobiphenyl (S)	43	%	31-131	1	02/11/11 11:55	02/15/11 04:02	321-60-8	
Terphenyl-d14 (S)	33	%	30-133	1	02/11/11 11:55	02/15/11 04:02	1718-51-0	
8260/5035A Volatile Organics	Analytical Method: EPA 8260							
Benzene	ND	ug/kg	3.8	1		02/11/11 18:53	71-43-2	
Ethylbenzene	ND	ug/kg	3.8	1		02/11/11 18:53	100-41-4	
Toluene	ND	ug/kg	3.8	1		02/11/11 18:53	108-88-3	
Xylene (Total)	ND	ug/kg	11.5	1		02/11/11 18:53	1330-20-7	
Dibromofluoromethane (S)	95	%	80-136	1		02/11/11 18:53	1868-53-7	
Toluene-d8 (S)	105	%	80-120	1		02/11/11 18:53	2037-26-5	
4-Bromofluorobenzene (S)	115	%	72-122	1		02/11/11 18:53	460-00-4	
1,2-Dichloroethane-d4 (S)	101	%	80-143	1		02/11/11 18:53	17060-07-0	
Percent Moisture	Analytical Method: ASTM D2974-87							
Percent Moisture	**11.4**	%	0.10	1		02/13/11 21:17		

Sample: SPL-26-4 **Lab ID: 256550009** Collected: 02/09/11 12:27 Received: 02/10/11 07:45 Matrix: Solid

Results reported on a "dry-weight" basis

Parameters	Results	Units	Report Limit	DF	Prepared	Analyzed	CAS No.	Qual
NWTPH-Dx GCS SG	Analytical Method: NWTPH-Dx		Preparation Method: EPA 3546					
Diesel Range SG	**250**	mg/kg	20.9	1	02/11/11 11:00	02/15/11 10:16		

This report shall not be reproduced, except in full,
without the written consent of Pace Analytical Services, Inc..

Pace Analytical Services, Inc.
940 South Harney
Seattle, WA 98108
(206)767-5060

ANALYTICAL RESULTS

Project: East Bay Redevelopment 138130
Pace Project No.: 256550

Sample: SPL-26-4 **Lab ID: 256550009** Collected: 02/09/11 12:27 Received: 02/10/11 07:45 Matrix: Solid

Results reported on a "dry-weight" basis

Parameters	Results	Units	Report Limit	DF	Prepared	Analyzed	CAS No.	Qual
NWTPH-Dx GCS SG	Analytical Method: NWTPH-Dx Preparation Method: EPA 3546							
Motor Oil Range SG	**3050**	mg/kg	83.4	1	02/11/11 11:00	02/15/11 10:16	64742-65-0	
n-Octacosane (S) SG	97	%	50-150	1	02/11/11 11:00	02/15/11 10:16	630-02-4	
o-Terphenyl (S) SG	101	%	50-150	1	02/11/11 11:00	02/15/11 10:16	84-15-1	
NWTPH-Gx GCV	Analytical Method: NWTPH-Gx Preparation Method: NWTPH-Gx							
Gasoline Range Organics	ND	mg/kg	6.7	1	02/18/11 15:45	02/19/11 02:51		
a,a,a-Trifluorotoluene (S)	102	%	50-150	1	02/18/11 15:45	02/19/11 02:51	98-08-8	
4-Bromofluorobenzene (S)	78	%	50-150	1	02/18/11 15:45	02/19/11 02:51	460-00-4	
8270 MSSV PAH by SIM	Analytical Method: EPA 8270 by SIM Preparation Method: EPA 3546							
Acenaphthene	ND	ug/kg	7.3	1	02/11/11 11:55	02/15/11 04:21	83-32-9	
Acenaphthylene	ND	ug/kg	7.3	1	02/11/11 11:55	02/15/11 04:21	208-96-8	
Anthracene	**9.6**	ug/kg	7.3	1	02/11/11 11:55	02/15/11 04:21	120-12-7	
Benzo(a)anthracene	**102**	ug/kg	7.3	1	02/11/11 11:55	02/15/11 04:21	56-55-3	
Benzo(a)pyrene	**184**	ug/kg	36.7	5	02/11/11 11:55	02/15/11 12:57	50-32-8	
Benzo(b)fluoranthene	**226**	ug/kg	36.7	5	02/11/11 11:55	02/15/11 12:57	205-99-2	
Benzo(g,h,i)perylene	**184**	ug/kg	36.7	5	02/11/11 11:55	02/15/11 12:57	191-24-2	
Benzo(k)fluoranthene	**233**	ug/kg	36.7	5	02/11/11 11:55	02/15/11 12:57	207-08-9	
Chrysene	**113**	ug/kg	7.3	1	02/11/11 11:55	02/15/11 04:21	218-01-9	
Dibenz(a,h)anthracene	**53.8**	ug/kg	36.7	5	02/11/11 11:55	02/15/11 12:57	53-70-3	
Fluoranthene	**130**	ug/kg	7.3	1	02/11/11 11:55	02/15/11 04:21	206-44-0	
Fluorene	ND	ug/kg	7.3	1	02/11/11 11:55	02/15/11 04:21	86-73-7	
Indeno(1,2,3-cd)pyrene	**155**	ug/kg	36.7	5	02/11/11 11:55	02/15/11 12:57	193-39-5	
1-Methylnaphthalene	ND	ug/kg	7.3	1	02/11/11 11:55	02/15/11 04:21	90-12-0	
2-Methylnaphthalene	**9.5**	ug/kg	7.3	1	02/11/11 11:55	02/15/11 04:21	91-57-6	
Naphthalene	**17.2**	ug/kg	7.3	1	02/11/11 11:55	02/15/11 04:21	91-20-3	
Phenanthrene	**53.1**	ug/kg	7.3	1	02/11/11 11:55	02/15/11 04:21	85-01-8	
Pyrene	**84.2**	ug/kg	7.3	1	02/11/11 11:55	02/15/11 04:21	129-00-0	
2-Fluorobiphenyl (S)	47	%	31-131	1	02/11/11 11:55	02/15/11 04:21	321-60-8	
Terphenyl-d14 (S)	34	%	30-133	1	02/11/11 11:55	02/15/11 04:21	1718-51-0	
8260/5035A Volatile Organics	Analytical Method: EPA 8260							
Benzene	ND	ug/kg	2.8	1		02/11/11 19:13	71-43-2	
Ethylbenzene	ND	ug/kg	2.8	1		02/11/11 19:13	100-41-4	
Toluene	ND	ug/kg	2.8	1		02/11/11 19:13	108-88-3	
Xylene (Total)	ND	ug/kg	8.5	1		02/11/11 19:13	1330-20-7	
Dibromofluoromethane (S)	91	%	80-136	1		02/11/11 19:13	1868-53-7	
Toluene-d8 (S)	104	%	80-120	1		02/11/11 19:13	2037-26-5	
4-Bromofluorobenzene (S)	108	%	72-122	1		02/11/11 19:13	460-00-4	
1,2-Dichloroethane-d4 (S)	105	%	80-143	1		02/11/11 19:13	17060-07-0	
Percent Moisture	Analytical Method: ASTM D2974-87							
Percent Moisture	**10.3**	%	0.10	1		02/13/11 21:18		

This report shall not be reproduced, except in full,
without the written consent of Pace Analytical Services, Inc..

Pace Analytical Services, Inc.
940 South Harney
Seattle, WA 98108
(206)767-5060

ANALYTICAL RESULTS

Project: East Bay Redevelopment 138130
Pace Project No.: 256550

Sample: TB 020911-A **Lab ID: 256550010** Collected: 02/09/11 00:00 Received: 02/10/11 07:45 Matrix: Solid

Results reported on a "wet-weight" basis

Parameters	Results	Units	Report Limit	DF	Prepared	Analyzed	CAS No.	Qual
NWTPH-Gx GCV	Analytical Method: NWTPH-Gx		Preparation Method: NWTPH-Gx					
Gasoline Range Organics	ND	mg/kg	5.0	1	02/18/11 15:45	02/18/11 20:04		
a,a,a-Trifluorotoluene (S)	103	%	50-150	1	02/18/11 15:45	02/18/11 20:04	98-08-8	
4-Bromofluorobenzene (S)	84	%	50-150	1	02/18/11 15:45	02/18/11 20:04	460-00-4	
8260/5035A Volatile Organics	Analytical Method: EPA 8260							
Benzene	ND	ug/kg	3.0	1		02/11/11 12:41	71-43-2	
Ethylbenzene	ND	ug/kg	3.0	1		02/11/11 12:41	100-41-4	
Toluene	ND	ug/kg	3.0	1		02/11/11 12:41	108-88-3	
Xylene (Total)	ND	ug/kg	9.0	1		02/11/11 12:41	1330-20-7	
Dibromofluoromethane (S)	95	%	80-136	1		02/11/11 12:41	1868-53-7	
Toluene-d8 (S)	103	%	80-120	1		02/11/11 12:41	2037-26-5	
4-Bromofluorobenzene (S)	103	%	72-122	1		02/11/11 12:41	460-00-4	
1,2-Dichloroethane-d4 (S)	98	%	80-143	1		02/11/11 12:41	17060-07-0	

This report shall not be reproduced, except in full,
without the written consent of Pace Analytical Services, Inc..

Pace Analytical Services, Inc.
940 South Harney
Seattle, WA 98108
(206)767-5060

QUALITY CONTROL DATA

Project: East Bay Redevelopment 138130
Pace Project No.: 256550

QC Batch: OEXT/3298 Analysis Method: NWTPH-Dx
QC Batch Method: EPA 3546 Analysis Description: NWTPH-Dx GCS
Associated Lab Samples: 256550001, 256550002, 256550003, 256550004, 256550005, 256550006, 256550007, 256550008, 256550009

METHOD BLANK: 58160 Matrix: Solid
Associated Lab Samples: 256550001, 256550002, 256550003, 256550004, 256550005, 256550006, 256550007, 256550008, 256550009

Parameter	Units	Blank Result	Reporting Limit	Analyzed	Qualifiers
Diesel Range SG	mg/kg	ND	20.0	02/15/11 03:22	
Motor Oil Range SG	mg/kg	ND	80.0	02/15/11 03:22	
n-Octacosane (S)	%	102	50-150	02/15/11 01:59	
n-Octacosane (S) SG	%	105	50-150	02/15/11 03:22	
o-Terphenyl (S)	%	96	50-150	02/15/11 01:59	
o-Terphenyl (S) SG	%	95	50-150	02/15/11 03:22	

LABORATORY CONTROL SAMPLE: 58161

Parameter	Units	Spike Conc.	LCS Result	LCS % Rec	% Rec Limits	Qualifiers
Diesel Range SG	mg/kg	500	536	107	56-124	
Motor Oil Range SG	mg/kg	500	576	115	50-150	
n-Octacosane (S)	%			101	50-150	
n-Octacosane (S) SG	%			105	50-150	
o-Terphenyl (S)	%			125	50-150	
o-Terphenyl (S) SG	%			126	50-150	

SAMPLE DUPLICATE: 58162

Parameter	Units	256549002 Result	Dup Result	RPD	Qualifiers
Diesel Range SG	mg/kg	35.0	33.3	5	
Motor Oil Range SG	mg/kg	212	184	14	
n-Octacosane (S)	%	97	96	2	
n-Octacosane (S) SG	%	97	96	2	
o-Terphenyl (S)	%	98	99	.2	
o-Terphenyl (S) SG	%	98	99	.2	

SAMPLE DUPLICATE: 58163

Parameter	Units	256550003 Result	Dup Result	RPD	Qualifiers
Diesel Range SG	mg/kg	ND	14.7J		
Motor Oil Range SG	mg/kg	111	89.4	21	
n-Octacosane (S)	%	107	104	3	
n-Octacosane (S) SG	%	107	104	3	
o-Terphenyl (S)	%	105	101	3	
o-Terphenyl (S) SG	%	105	101	3	

This report shall not be reproduced, except in full,
without the written consent of Pace Analytical Services, Inc..

Pace Analytical Services, Inc.
940 South Harney
Seattle, WA 98108
(206)767-5060

QUALITY CONTROL DATA

Project: East Bay Redevelopment 138130
Pace Project No.: 256550

QC Batch: GCV/2177 Analysis Method: NWTPH-Gx
QC Batch Method: NWTPH-Gx Analysis Description: NWTPH-Gx Solid GCV
Associated Lab Samples: 256550001, 256550002, 256550003, 256550004, 256550005, 256550006, 256550007, 256550008, 256550009, 256550010

METHOD BLANK: 59173 Matrix: Solid
Associated Lab Samples: 256550001, 256550002, 256550003, 256550004, 256550005, 256550006, 256550007, 256550008, 256550009, 256550010

Parameter	Units	Blank Result	Reporting Limit	Analyzed	Qualifiers
Gasoline Range Organics	mg/kg	ND	5.0	02/18/11 19:16	
4-Bromofluorobenzene (S)	%	84	50-150	02/18/11 19:16	
a,a,a-Trifluorotoluene (S)	%	105	50-150	02/18/11 19:16	

LABORATORY CONTROL SAMPLE: 59174

Parameter	Units	Spike Conc.	LCS Result	LCS % Rec	% Rec Limits	Qualifiers
Gasoline Range Organics	mg/kg	12.5	12.9	103	54-156	
4-Bromofluorobenzene (S)	%			85	50-150	
a,a,a-Trifluorotoluene (S)	%			101	50-150	

SAMPLE DUPLICATE: 59555

Parameter	Units	256549007 Result	Dup Result	RPD	Qualifiers
Gasoline Range Organics	mg/kg	ND	.85J		
4-Bromofluorobenzene (S)	%	80	83	4	
a,a,a-Trifluorotoluene (S)	%	98	102	4	

SAMPLE DUPLICATE: 59556

Parameter	Units	256550001 Result	Dup Result	RPD	Qualifiers
Gasoline Range Organics	mg/kg	ND	.7J		
4-Bromofluorobenzene (S)	%	83	80	3	
a,a,a-Trifluorotoluene (S)	%	101	99	2	

This report shall not be reproduced, except in full,
without the written consent of Pace Analytical Services, Inc..

Pace Analytical Services, Inc.
940 South Harney
Seattle, WA 98108
(206)767-5060

QUALITY CONTROL DATA

Project: East Bay Redevelopment 138130
Pace Project No.: 256550

QC Batch: OEXT/3297 Analysis Method: EPA 8270 by SIM
QC Batch Method: EPA 3546 Analysis Description: 8270/3546 MSSV PAH by SIM
Associated Lab Samples: 256550001, 256550002, 256550003, 256550004, 256550005, 256550006, 256550007, 256550008, 256550009

METHOD BLANK: 58156 Matrix: Solid
Associated Lab Samples: 256550001, 256550002, 256550003, 256550004, 256550005, 256550006, 256550007, 256550008, 256550009

Parameter	Units	Blank Result	Reporting Limit	Analyzed	Qualifiers
1-Methylnaphthalene	ug/kg	ND	6.7	02/14/11 14:16	
2-Methylnaphthalene	ug/kg	ND	6.7	02/14/11 14:16	
Acenaphthene	ug/kg	ND	6.7	02/14/11 14:16	
Acenaphthylene	ug/kg	ND	6.7	02/14/11 14:16	
Anthracene	ug/kg	ND	6.7	02/14/11 14:16	
Benzo(a)anthracene	ug/kg	ND	6.7	02/14/11 14:16	
Benzo(a)pyrene	ug/kg	ND	6.7	02/14/11 14:16	
Benzo(b)fluoranthene	ug/kg	ND	6.7	02/14/11 14:16	
Benzo(g,h,i)perylene	ug/kg	ND	6.7	02/14/11 14:16	
Benzo(k)fluoranthene	ug/kg	ND	6.7	02/14/11 14:16	
Chrysene	ug/kg	ND	6.7	02/14/11 14:16	
Dibenz(a,h)anthracene	ug/kg	ND	6.7	02/14/11 14:16	
Fluoranthene	ug/kg	ND	6.7	02/14/11 14:16	
Fluorene	ug/kg	ND	6.7	02/14/11 14:16	
Indeno(1,2,3-cd)pyrene	ug/kg	ND	6.7	02/14/11 14:16	
Naphthalene	ug/kg	ND	6.7	02/14/11 14:16	
Phenanthrene	ug/kg	ND	6.7	02/14/11 14:16	
Pyrene	ug/kg	ND	6.7	02/14/11 14:16	
2-Fluorobiphenyl (S)	%	54	31-131	02/14/11 14:16	
Terphenyl-d14 (S)	%	69	30-133	02/14/11 14:16	

LABORATORY CONTROL SAMPLE: 58157

Parameter	Units	Spike Conc.	LCS Result	LCS % Rec	% Rec Limits	Qualifiers
1-Methylnaphthalene	ug/kg	133	98.0	73	37-121	
2-Methylnaphthalene	ug/kg	133	98.3	74	33-132	
Acenaphthene	ug/kg	133	78.4	59	32-127	
Acenaphthylene	ug/kg	133	78.0	58	31-134	
Anthracene	ug/kg	133	80.5	60	42-135	
Benzo(a)anthracene	ug/kg	133	91.4	69	43-139	
Benzo(a)pyrene	ug/kg	133	91.4	69	44-144	
Benzo(b)fluoranthene	ug/kg	133	86.0	65	42-144	
Benzo(g,h,i)perylene	ug/kg	133	73.8	55	46-136	
Benzo(k)fluoranthene	ug/kg	133	85.1	64	45-147	
Chrysene	ug/kg	133	79.9	60	42-144	
Dibenz(a,h)anthracene	ug/kg	133	76.8	58	48-142	
Fluoranthene	ug/kg	133	84.2	63	44-143	
Fluorene	ug/kg	133	83.6	63	32-146	
Indeno(1,2,3-cd)pyrene	ug/kg	133	76.5	57	47-140	
Naphthalene	ug/kg	133	71.2	53	35-118	
Phenanthrene	ug/kg	133	81.9	61	42-131	

This report shall not be reproduced, except in full,
without the written consent of Pace Analytical Services, Inc..

Pace Analytical Services, Inc.
940 South Harney
Seattle, WA 98108
(206)767-5060

QUALITY CONTROL DATA

Project: East Bay Redevelopment 138130
Pace Project No.: 256550

LABORATORY CONTROL SAMPLE: 58157

Parameter	Units	Spike Conc.	LCS Result	LCS % Rec	% Rec Limits	Qualifiers
Pyrene	ug/kg	133	88.9	67	47-136	
2-Fluorobiphenyl (S)	%			55	31-131	
Terphenyl-d14 (S)	%			68	30-133	

MATRIX SPIKE & MATRIX SPIKE DUPLICATE: 58158 58159

Parameter	Units	256549001 Result	MS Spike Conc.	MSD Spike Conc.	MS Result	MSD Result	MS % Rec	MSD % Rec	% Rec Limits	RPD	Qual
1-Methylnaphthalene	ug/kg	ND	143	144	84.5	95.3	54	61	31-123	12	
2-Methylnaphthalene	ug/kg	9.7	143	144	90.4	102	56	64	15-146	12	
Acenaphthene	ug/kg	ND	143	144	86.2	94.8	57	62	19-141	9	
Acenaphthylene	ug/kg	19.7	143	144	89.9	108	49	61	30-142	18	
Anthracene	ug/kg	27.0	143	144	108	142	56	80	38-137	28	R1
Benzo(a)anthracene	ug/kg	101	143	144	166	229	45	88	37-143	32	R1
Benzo(a)pyrene	ug/kg	112	143	144	154	270	29	109	33-147	55	M1,R1
Benzo(b)fluoranthene	ug/kg	104	143	144	129	235	17	91	25-156	58	M1,R1
Benzo(g,h,i)perylene	ug/kg	67.6	143	144	140	225	51	109	26-142	46	R1
Benzo(k)fluoranthene	ug/kg	63.3	143	144	107	151	30	61	35-142	35	M1,R1
Chrysene	ug/kg	123	143	144	150	221	19	68	23-150	38	M1,R1
Dibenz(a,h)anthracene	ug/kg	19.2	143	144	98.8	119	56	69	41-140	18	
Fluoranthene	ug/kg	162	143	144	200	307	26	100	25-155	42	R1
Fluorene	ug/kg	12.1	143	144	101	117	62	73	33-152	15	
Indeno(1,2,3-cd)pyrene	ug/kg	54.3	143	144	125	192	49	95	36-139	42	R1
Naphthalene	ug/kg	16.5	143	144	90.9	98.3	52	57	25-121	8	
Phenanthrene	ug/kg	103	143	144	226	341	86	164	29-141	41	M1,R1
Pyrene	ug/kg	296	143	144	334	457	26	111	36-145	31	M1,R1
2-Fluorobiphenyl (S)	%						49	51	31-131		
Terphenyl-d14 (S)	%						62	57	30-133		

This report shall not be reproduced, except in full,
without the written consent of Pace Analytical Services, Inc..

Pace Analytical Services, Inc.
940 South Harney
Seattle, WA 98108
(206)767-5060

QUALITY CONTROL DATA

Project: East Bay Redevelopment 138130
Pace Project No.: 256550

QC Batch: MSV/3844 Analysis Method: EPA 8260
QC Batch Method: EPA 8260 Analysis Description: 8260 MSV 5035A Volatile Organics
Associated Lab Samples: 256550002, 256550003, 256550006, 256550007, 256550008, 256550009, 256550010

METHOD BLANK: 58168 Matrix: Solid
Associated Lab Samples: 256550002, 256550003, 256550006, 256550007, 256550008, 256550009, 256550010

Parameter	Units	Blank Result	Reporting Limit	Analyzed	Qualifiers
Benzene	ug/kg	ND	3.0	02/11/11 12:22	
Ethylbenzene	ug/kg	ND	3.0	02/11/11 12:22	
Toluene	ug/kg	ND	3.0	02/11/11 12:22	
Xylene (Total)	ug/kg	ND	9.0	02/11/11 12:22	
1,2-Dichloroethane-d4 (S)	%	98	80-143	02/11/11 12:22	
4-Bromofluorobenzene (S)	%	100	72-122	02/11/11 12:22	
Dibromofluoromethane (S)	%	93	80-136	02/11/11 12:22	
Toluene-d8 (S)	%	102	80-120	02/11/11 12:22	

LABORATORY CONTROL SAMPLE: 58169

Parameter	Units	Spike Conc.	LCS Result	LCS % Rec	% Rec Limits	Qualifiers
Benzene	ug/kg	50	45.8	92	75-133	
Ethylbenzene	ug/kg	50	45.3	91	68-131	
Toluene	ug/kg	50	47.1	94	73-124	
Xylene (Total)	ug/kg	150	140	93	68-130	
1,2-Dichloroethane-d4 (S)	%			98	80-143	
4-Bromofluorobenzene (S)	%			111	72-122	
Dibromofluoromethane (S)	%			95	80-136	
Toluene-d8 (S)	%			101	80-120	

MATRIX SPIKE & MATRIX SPIKE DUPLICATE: 58249 58250

Parameter	Units	256598001 Result	MS Spike Conc.	MSD Spike Conc.	MS Result	MSD Result	MS % Rec	MSD % Rec	% Rec Limits	RPD	Qual
Benzene	ug/kg	ND	48.5	45.4	43.6	41.5	90	92	68-124	5	
Ethylbenzene	ug/kg	ND	48.5	45.4	42.7	40.5	88	89	63-131	5	
Toluene	ug/kg	ND	48.5	45.4	44.7	42.3	92	93	61-126	5	
Xylene (Total)	ug/kg	ND	146	136	131	124	89	90	68-129	5	
1,2-Dichloroethane-d4 (S)	%						99	99	80-143		
4-Bromofluorobenzene (S)	%						109	115	72-122		
Dibromofluoromethane (S)	%						91	99	80-136		
Toluene-d8 (S)	%						101	103	80-120		

This report shall not be reproduced, except in full,
without the written consent of Pace Analytical Services, Inc..

Pace Analytical Services, Inc.
940 South Harney
Seattle, WA 98108
(206)767-5060

QUALITY CONTROL DATA

Project: East Bay Redevelopment 138130
Pace Project No.: 256550

QC Batch: MSV/3857 Analysis Method: EPA 8260
QC Batch Method: EPA 8260 Analysis Description: 8260 MSV 5035A Volatile Organics
Associated Lab Samples: 256550001, 256550004, 256550005

METHOD BLANK: 58439 Matrix: Solid
Associated Lab Samples: 256550001, 256550004, 256550005

Parameter	Units	Blank Result	Reporting Limit	Analyzed	Qualifiers
Benzene	ug/kg	ND	3.0	02/14/11 12:49	
Ethylbenzene	ug/kg	ND	3.0	02/14/11 12:49	
Toluene	ug/kg	ND	3.0	02/14/11 12:49	
Xylene (Total)	ug/kg	ND	9.0	02/14/11 12:49	
1,2-Dichloroethane-d4 (S)	%	114	80-143	02/14/11 12:49	
4-Bromofluorobenzene (S)	%	98	72-122	02/14/11 12:49	
Dibromofluoromethane (S)	%	100	80-136	02/14/11 12:49	
Toluene-d8 (S)	%	102	80-120	02/14/11 12:49	

LABORATORY CONTROL SAMPLE: 58440

Parameter	Units	Spike Conc.	LCS Result	LCS % Rec	% Rec Limits	Qualifiers
Benzene	ug/kg	50	54.4	109	75-133	
Ethylbenzene	ug/kg	50	51.1	102	68-131	
Toluene	ug/kg	50	56.5	113	73-124	
Xylene (Total)	ug/kg	150	160	107	68-130	
1,2-Dichloroethane-d4 (S)	%			100	80-143	
4-Bromofluorobenzene (S)	%			106	72-122	
Dibromofluoromethane (S)	%			96	80-136	
Toluene-d8 (S)	%			103	80-120	

MATRIX SPIKE & MATRIX SPIKE DUPLICATE: 58441 58442

Parameter	Units	256550004 Result	MS Spike Conc.	MSD Spike Conc.	MS Result	MSD Result	MS % Rec	MSD % Rec	% Rec Limits	RPD	Qual
Benzene	ug/kg	ND	50.2	46.1	49.4	44.7	98	97	68-124	10	
Ethylbenzene	ug/kg	ND	50.2	46.1	47.0	44.6	94	97	63-131	5	
Toluene	ug/kg	ND	50.2	46.1	49.4	46.6	98	101	61-126	6	
Xylene (Total)	ug/kg	ND	151	138	142	135	94	97	68-129	5	
1,2-Dichloroethane-d4 (S)	%						84	81	80-143		
4-Bromofluorobenzene (S)	%						108	111	72-122		
Dibromofluoromethane (S)	%						91	83	80-136		
Toluene-d8 (S)	%						105	107	80-120		

This report shall not be reproduced, except in full,
without the written consent of Pace Analytical Services, Inc..

Pace Analytical Services, Inc.
940 South Harney
Seattle, WA 98108
(206)767-5060

QUALITY CONTROL DATA

Project: East Bay Redevelopment 138130
Pace Project No.: 256550

QC Batch: PMST/1522 Analysis Method: ASTM D2974-87
QC Batch Method: ASTM D2974-87 Analysis Description: Dry Weight/Percent Moisture
Associated Lab Samples: 256550001, 256550002, 256550003, 256550004, 256550005, 256550006, 256550007, 256550008, 256550009

SAMPLE DUPLICATE: 58359

Parameter	Units	256498001 Result	Dup Result	RPD	Qualifiers
Percent Moisture	%	8.8	8.9	2	

SAMPLE DUPLICATE: 58360

Parameter	Units	256550009 Result	Dup Result	RPD	Qualifiers
Percent Moisture	%	10.3	10.3	.5	

This report shall not be reproduced, except in full,
without the written consent of Pace Analytical Services, Inc..

Pace Analytical Services, Inc.
940 South Harney
Seattle, WA 98108
(206)767-5060

QUALIFIERS

Project: East Bay Redevelopment 138130
Pace Project No.: 256550

DEFINITIONS

DF - Dilution Factor, if reported, represents the factor applied to the reported data due to changes in sample preparation, dilution of the sample aliquot, or moisture content.

ND - Not Detected at or above adjusted reporting limit.

J - Estimated concentration above the adjusted method detection limit and below the adjusted reporting limit.

MDL - Adjusted Method Detection Limit.

S - Surrogate

1,2-Diphenylhydrazine (8270 listed analyte) decomposes to Azobenzene.

Consistent with EPA guidelines, unrounded data are displayed and have been used to calculate % recovery and RPD values.

LCS(D) - Laboratory Control Sample (Duplicate)

MS(D) - Matrix Spike (Duplicate)

DUP - Sample Duplicate

RPD - Relative Percent Difference

NC - Not Calculable.

SG - Silica Gel Clean-Up

N-Nitrosodiphenylamine decomposes and cannot be separated from Diphenylamine using Method 8270. The result reported for each analyte is a combined concentration.

Pace Analytical is NELAP accredited. Contact your Pace PM for the current list of accredited analytes.

LABORATORIES

PASI-S	Pace Analytical Services - Seattle

ANALYTE QUALIFIERS

M1	Matrix spike recovery exceeded QC limits. Batch accepted based on laboratory control sample (LCS) recovery.
R1	RPD value was outside control limits.
S2	Surrogate recovery outside laboratory control limits due to matrix interferences (confirmed by similar results from sample re-analysis).

This report shall not be reproduced, except in full,
without the written consent of Pace Analytical Services, Inc..

Pace Analytical Services, Inc.
940 South Harney
Seattle, WA 98108
(206)767-5060

QUALITY CONTROL DATA CROSS REFERENCE TABLE

Project: East Bay Redevelopment 138130
Pace Project No.: 256550

Lab ID	Sample ID	QC Batch Method	QC Batch	Analytical Method	Analytical Batch
256550001	**SPL-25-1**	EPA 3546	OEXT/3298	NWTPH-Dx	GCSV/2256
256550002	**SPL-25-2**	EPA 3546	OEXT/3298	NWTPH-Dx	GCSV/2256
256550003	**SPL-25-3**	EPA 3546	OEXT/3298	NWTPH-Dx	GCSV/2256
256550004	**SPL-25-4**	EPA 3546	OEXT/3298	NWTPH-Dx	GCSV/2256
256550005	**SPL-25-5**	EPA 3546	OEXT/3298	NWTPH-Dx	GCSV/2256
256550006	**SPL-26-1**	EPA 3546	OEXT/3298	NWTPH-Dx	GCSV/2256
256550007	**SPL-26-2**	EPA 3546	OEXT/3298	NWTPH-Dx	GCSV/2256
256550008	**SPL-26-3**	EPA 3546	OEXT/3298	NWTPH-Dx	GCSV/2256
256550009	**SPL-26-4**	EPA 3546	OEXT/3298	NWTPH-Dx	GCSV/2256
256550001	**SPL-25-1**	NWTPH-Gx	GCV/2177	NWTPH-Gx	GCV/2186
256550002	**SPL-25-2**	NWTPH-Gx	GCV/2177	NWTPH-Gx	GCV/2186
256550003	**SPL-25-3**	NWTPH-Gx	GCV/2177	NWTPH-Gx	GCV/2186
256550004	**SPL-25-4**	NWTPH-Gx	GCV/2177	NWTPH-Gx	GCV/2186
256550005	**SPL-25-5**	NWTPH-Gx	GCV/2177	NWTPH-Gx	GCV/2186
256550006	**SPL-26-1**	NWTPH-Gx	GCV/2177	NWTPH-Gx	GCV/2186
256550007	**SPL-26-2**	NWTPH-Gx	GCV/2177	NWTPH-Gx	GCV/2186
256550008	**SPL-26-3**	NWTPH-Gx	GCV/2177	NWTPH-Gx	GCV/2186
256550009	**SPL-26-4**	NWTPH-Gx	GCV/2177	NWTPH-Gx	GCV/2186
256550010	**TB 020911-A**	NWTPH-Gx	GCV/2177	NWTPH-Gx	GCV/2186
256550001	**SPL-25-1**	EPA 3546	OEXT/3297	EPA 8270 by SIM	MSSV/1524
256550002	**SPL-25-2**	EPA 3546	OEXT/3297	EPA 8270 by SIM	MSSV/1524
256550003	**SPL-25-3**	EPA 3546	OEXT/3297	EPA 8270 by SIM	MSSV/1524
256550004	**SPL-25-4**	EPA 3546	OEXT/3297	EPA 8270 by SIM	MSSV/1524
256550005	**SPL-25-5**	EPA 3546	OEXT/3297	EPA 8270 by SIM	MSSV/1524
256550006	**SPL-26-1**	EPA 3546	OEXT/3297	EPA 8270 by SIM	MSSV/1524
256550007	**SPL-26-2**	EPA 3546	OEXT/3297	EPA 8270 by SIM	MSSV/1524
256550008	**SPL-26-3**	EPA 3546	OEXT/3297	EPA 8270 by SIM	MSSV/1524
256550009	**SPL-26-4**	EPA 3546	OEXT/3297	EPA 8270 by SIM	MSSV/1524
256550001	**SPL-25-1**	EPA 8260	MSV/3857		
256550002	**SPL-25-2**	EPA 8260	MSV/3844		
256550003	**SPL-25-3**	EPA 8260	MSV/3844		
256550004	**SPL-25-4**	EPA 8260	MSV/3857		
256550005	**SPL-25-5**	EPA 8260	MSV/3857		
256550006	**SPL-26-1**	EPA 8260	MSV/3844		
256550007	**SPL-26-2**	EPA 8260	MSV/3844		
256550008	**SPL-26-3**	EPA 8260	MSV/3844		
256550009	**SPL-26-4**	EPA 8260	MSV/3844		
256550010	**TB 020911-A**	EPA 8260	MSV/3844		
256550001	**SPL-25-1**	ASTM D2974-87	PMST/1522		
256550002	**SPL-25-2**	ASTM D2974-87	PMST/1522		
256550003	**SPL-25-3**	ASTM D2974-87	PMST/1522		
256550004	**SPL-25-4**	ASTM D2974-87	PMST/1522		
256550005	**SPL-25-5**	ASTM D2974-87	PMST/1522		
256550006	**SPL-26-1**	ASTM D2974-87	PMST/1522		
256550007	**SPL-26-2**	ASTM D2974-87	PMST/1522		

This report shall not be reproduced, except in full,
without the written consent of Pace Analytical Services, Inc..

Pace Analytical Services, Inc.
940 South Harney
Seattle, WA 98108
(206)767-5060

QUALITY CONTROL DATA CROSS REFERENCE TABLE

Project: East Bay Redevelopment 138130
Pace Project No.: 256550

Lab ID	Sample ID	QC Batch Method	QC Batch	Analytical Method	Analytical Batch
256550008	**SPL-26-3**	ASTM D2974-87	PMST/1522		
256550009	**SPL-26-4**	ASTM D2974-87	PMST/1522		

This report shall not be reproduced, except in full,
without the written consent of Pace Analytical Services, Inc..

Pace Analytical
www.pacelabs.com

CHAIN-OF-CUSTODY / Analytical Request Document

The Chain-of-Custody is a LEGAL DOCUMENT. All relevant fields must be completed accurately.

256550

Page: of

1446265

Section A Required Client Information:

Company: BROWN AND CALDWELL
Address: 724 COLUMBUS NW #420
OLYMPIA, WA 98501
Email To: jturk@brwncald.com
Phone: 360-943-7525 Fax:
Requested Due Date/TAT:

Section B Required Project Information:

Report To: JON TURK
Copy To: JOSH JOHNSON
Purchase Order No.:
Project Name: EAST BAY REDEVELOPMENT
Project Number: 138130

Section C Invoice Information:

Attention: JON TURK
Company Name:
Address:
Pace Quote Reference:
Pace Project Manager:
Pace Profile #:

REGULATORY AGENCY

☐ NPDES ☐ GROUND WATER ☐ DRINKING WATER
☐ UST ☐ RCRA ☒ OTHER ECY

Site Location STATE: WA

Section D Required Client Information

SAMPLE ID (A-Z, 0-9 / ,-) Sample IDs MUST BE UNIQUE

Matrix Codes (MATRIX / CODE): Drinking Water DW; Water WT; Waste Water WW; Product P; Soil/Solid SL; Oil OL; Wipe WP; Air AR; Tissue TS; Other OT

Requested Analysis Filtered (Y/N)

ITEM #	SAMPLE ID	MATRIX CODE (see valid codes to left)	SAMPLE TYPE (G=GRAB C=COMP)	COLLECTED: COMPOSITE START DATE	COMPOSITE START TIME	COMPOSITE END/GRAB DATE	COMPOSITE END/GRAB TIME	SAMPLE TEMP AT COLLECTION	# OF CONTAINERS	Preservatives: Unpreserved	H_2SO_4	HNO_3	HCl	NaOH	$Na_2S_2O_3$	Methanol	Other	Analysis Test Y/N	SG					SG								Residual Chlorine (Y/N)	Pace Project No./ Lab I.D.
																			TPH-HO, TPH-D	DIOXIN, FURAN	CPAH, Naphalene	Cd, Cu, Pb, As, Ni	BTEX, TPH-G									
1	SPL-25-1	SL	G			02-09-11	10:30	7	7	X						X	X		X	X	X	X	X									
2	SPL-25-2						10:45																									
3	SPL-25-3						11:00																									
4	SPL-25-4						11:15	11	11																							
5	SPL-25-5						11:27	7	7																							
6	SPL-26-1						11:45																									
7	SPL-26-2						12:03																									
8	SPL-26-3						12:16																									
9	SPL-26-4						12:27	5																								
10	TB 020911-A					02-09-11		3	3																							
11																																
12																																

ADDITIONAL COMMENTS	RELINQUISHED BY / AFFILIATION	DATE	TIME	ACCEPTED BY / AFFILIATION	DATE	TIME	SAMPLE CONDITIONS			
temp blank included	Ada Hamilton/BC	2-10-11	0741	Brett Pace	2-10-11	0745	1.0	Y	N	Y

ORIGINAL

SAMPLER NAME AND SIGNATURE

PRINT Name of SAMPLER: ADA HAMILTON

SIGNATURE of SAMPLER: [signature] DATE Signed (MM/DD/YY): 02/09/11

Temp in °C | Received on Ice (Y/N) | Custody Sealed Cooler (Y/N) | Samples Intact (Y/N)

*Important Note: By signing this form you are accepting Pace's NET 30 day payment terms and agreeing to late charges of 1.5% per month for any invoices not paid within 30 days.

Sample Container Count

CLIENT: Brown & Caldwell

Pace Analytical
www.pacelabs.com

COC PAGE 1 of 1
COC ID# 1446265

256550

Sample Line Item	VG9H	AG1H	AG1U	BG1H	BP1U	BP2U	BP3U	BP2N	BP2S	WGFU	WGKU	DG9H	VG9W		Comments
1										2		1	2		
2										↓		1	↓		
3												1	↓		
4												1	6		
5													2		
6													↓		
7															
8															
9										↓					
10												↓	↓		
11															
12															Trip Blank? Yes

AG1H	1 liter HCL amber glass		BP2S	500mL H2SO4 plastic		JGFU	4oz unpreserved amber wide
AG1U	1liter unpreserved amber glass		BP2U	500mL unpreserved plastic		R	terra core kit
AG2S	500mL H2SO4 amber glass		BP2Z	500mL NaOH, Zn Ac		U	Summa Can
AG2U	500mL unpreserved amber glass		BP3C	250mL NaOH plastic		VG9H	40mL HCL clear vial
AG3S	250mL H2SO4 amber glass		BP3N	250mL HNO3 plastic		VG9T	40mL Na Thio. clear vial
BG1H	1 liter HCL clear glass		BP3S	250mL H2SO4 plastic		VG9U	40mL unpreserved **clear** vial
BG1U	1 liter unpreserved glass		BP3U	250mL unpreserved plastic		VG9W	40mL glass vial preweighted (EPA 5035)
BP1N	1 liter HNO3 plastic		DG9B	40mL Na Bisulfate amber vial		VSG	Headspace septa vial & HCL
BP1S	1 liter H2SO4 plastic		DG9H	40mL HCL amber voa vial		WGFU	4oz clear soil jar
BP1U	1 liter unpreserved plastic		DG9M	40mL MeOH clear vial		WGFX	4oz wide jar w/hexane wipe
BP1Z	1 liter NaOH, Zn, Ac		DG9T	40mL Na Thio amber vial		ZPLC	Ziploc Bag
BP2N	500mL HNO3 plastic		DG9U	40mL unpreserved **amber** vial			
BP2O	500mL NaOH plastic		I	Wipe/Swab			

Sample Condition Upon Receipt

Pace Analytical

Client Name: Brown & Caldwell Project # 256550

Courier: ☐ Fed Ex ☐ UPS ☐ USPS ☑ Client ☐ Commercial ☐ Pace Other _____

Tracking #: _____

Custody Seal on Cooler/Box Present: ☐ Yes ☑ No Seals intact: ☐ Yes ☐ No

Packing Material: ☑ Bubble Wrap ☑ Bubble Bags ☐ None ☐ Other _____ Temp. Blank Yes ✓ No _____

Thermometer Used 132013 or 101731962 or 226099 Type of Ice: (Wet) Blue None ☐ Samples on ice, cooling process has begun

Cooler Temperature 1.0c Biological Tissue is Frozen: Yes No

Temp should be above freezing ≤ 6°C

Date and Initials of person examining contents: 02/10/11 CW

Comments:

Chain of Custody Present:	☑Yes	☐No	☐N/A	1.
Chain of Custody Filled Out:	☑Yes	☐No	☐N/A	2.
Chain of Custody Relinquished:	☑Yes	☐No	☐N/A	3.
Sampler Name & Signature on COC:	☑Yes	☐No	☐N/A	4.
Samples Arrived within Hold Time:	☑Yes	☐No	☐N/A	5.
Short Hold Time Analysis (<72hr):	☐Yes	☑No	☐N/A	6.
Rush Turn Around Time Requested:	☐Yes	☑No	☐N/A	7.
Sufficient Volume:	☑Yes	☐No	☐N/A	8.
Correct Containers Used:	☑Yes	☐No	☐N/A	9.
-Pace Containers Used:	☑Yes	☐No	☐N/A	
Containers Intact:	☑Yes	☐No	☐N/A	10.
Filtered volume received for Dissolved tests	☐Yes	☐No	☑N/A	11.
Sample Labels match COC:	☑Yes	☐No	☐N/A	12.
-Includes date/time/ID/Analysis Matrix: SL				
All containers needing preservation have been checked.	☐Yes	☐No	☑N/A	13.
All containers needing preservation are found to be in compliance with EPA recommendation.	☐Yes	☐No	☑N/A	
Exceptions: VOA, coliform, TOC, O&G				Initial when completed: _____ Lot # of added preservative: _____
Samples checked for dechlorination:	☐Yes	☐No	☑N/A	14.
Headspace in VOA Vials (>6mm):	☐Yes	☐No	☑N/A	15.
Trip Blanks Present:	☐Yes	☐No	☑N/A	16.
Trip Blank Custody Seals Present	☐Yes	☐No	☑N/A	
Pace Trip Blank Lot # (if purchased):				

Client Notification/ Resolution: Field Data Required? Y / N

Person Contacted: _____ Date/Time: _____

Comments/ Resolution: _____

Project Manager Review: JENNI GROSS **Date:** 2/10/11

Note: Whenever there is a discrepancy affecting North Carolina compliance samples, a copy of this form will be sent to the North Carolina DEHNR Certification Office (i.e out of hold, incorrect preservative, out of temp, incorrect containers)

Pace Analytical Services, Inc.
940 South Harney
Seattle, WA 98108
(206)767-5060

February 24, 2011

Joshua Johnson
Brown & Caldwell
724 Columbia St. NW#420
Olympia, WA 98501

RE: Project: East Bay Redevelopment 138130
Pace Project No.: 256547

Dear Joshua Johnson:
Enclosed are the analytical results for sample(s) received by the laboratory on February 10, 2011. The results relate only to the samples included in this report. Results reported herein conform to the most current NELAC standards, where applicable, unless otherwise narrated in the body of the report.

If you have any questions concerning this report, please feel free to contact me.

Sincerely,



Andy Brownfield for
Jennifer Gross
jennifer.gross@pacelabs.com
Project Manager

Enclosures

cc: Jon Turk, Brown & Caldwell

This report shall not be reproduced, except in full,
without the written consent of Pace Analytical Services, Inc..

Pace Analytical Services, Inc.
940 South Harney
Seattle, WA 98108
(206)767-5060

CERTIFICATIONS

Project: East Bay Redevelopment 138130
Pace Project No.: 256547

Minnesota Certification IDs

1700 Elm Street SE Suite 200, Minneapolis, MN 55414
A2LA Certification #: 2926.01
Alaska Certification #: UST-078
Alaska Certification #MN00064
Arizona Certification #: AZ-0014
Arkansas Certification #: 88-0680
California Certification #: 01155CA
EPA Region 8 Certification #: Pace
Florida/NELAP Certification #: E87605
Georgia Certification #: 959
Idaho Certification #: MN00064
Illinois Certification #: 200011
Iowa Certification #: 368
Kansas Certification #: E-10167
Louisiana Certification #: 03086
Louisiana Certification #: LA080009
Maine Certification #: 2007029
Maryland Certification #: 322
Michigan DEQ Certification #: 9909
Minnesota Certification #: 027-053-137
Mississippi Certification #: Pace
Montana Certification #: MT CERT0092
Nevada Certification #: MN_00064
Nebraska Certification #: Pace
New Jersey Certification #: MN-002
New Mexico Certification #: Pace
New York Certification #: 11647
North Carolina Certification #: 530
North Dakota Certification #: R-036
North Dakota Certification #: R-036A
Ohio VAP Certification #: CL101
Oklahoma Certification #: D9921
Oklahoma Certification #: 9507
Oregon Certification #: MN200001
Pennsylvania Certification #: 68-00563
Puerto Rico Certification
Tennessee Certification #: 02818
Texas Certification #: T104704192
Washington Certification #: C754
Wisconsin Certification #: 999407970
A2LA cert#

This report shall not be reproduced, except in full,
without the written consent of Pace Analytical Services, Inc..

Pace Analytical Services, Inc.
940 South Harney
Seattle, WA 98108
(206)767-5060

SAMPLE ANALYTE COUNT

Project: East Bay Redevelopment 138130
Pace Project No.: 256547

Lab ID	Sample ID	Method	Analysts	Analytes Reported	Laboratory
256547001	**SPL-27-1**	EPA 6020	TL1	5	PASI-M
		% Moisture	JDL	1	PASI-M
256547002	**SPL-27-2**	EPA 6020	TL1	5	PASI-M
		% Moisture	JDL	1	PASI-M
256547003	**SPL-27-3**	EPA 6020	TL1	5	PASI-M
		% Moisture	JDL	1	PASI-M
256547004	**SPL-27-4**	EPA 6020	TL1	5	PASI-M
		% Moisture	JDL	1	PASI-M
256547005	**SPL-27-5**	EPA 6020	TL1	5	PASI-M
		% Moisture	JDL	1	PASI-M
256547006	**SPL-28-1**	EPA 6020	TL1	5	PASI-M
		% Moisture	JDL	1	PASI-M
256547007	**SPL-28-2**	EPA 6020	TL1	5	PASI-M
		% Moisture	JDL	1	PASI-M
256547008	**SPL-28-3**	EPA 6020	TL1	5	PASI-M
		% Moisture	JDL	1	PASI-M
256547009	**SPL-28-4**	EPA 6020	TL1	5	PASI-M
		% Moisture	JDL	1	PASI-M

This report shall not be reproduced, except in full,
without the written consent of Pace Analytical Services, Inc..

Pace Analytical Services, Inc.
940 South Harney
Seattle, WA 98108
(206)767-5060

ANALYTICAL RESULTS

Project: East Bay Redevelopment 138130
Pace Project No.: 256547

Sample: SPL-27-1 **Lab ID: 256547001** Collected: 02/09/11 12:47 Received: 02/10/11 07:45 Matrix: Solid

Results reported on a "dry-weight" basis

Parameters	Results	Units	Report Limit	DF	Prepared	Analyzed	CAS No.	Qual
6020 MET ICPMS	Analytical Method: EPA 6020							
Arsenic	**3.3**	mg/kg	0.56	20	02/14/11 09:13	02/23/11 11:04	7440-38-2	
Cadmium	**0.11**	mg/kg	0.089	20	02/14/11 09:13	02/23/11 11:04	7440-43-9	
Copper	**19.8**	mg/kg	0.56	20	02/14/11 09:13	02/23/11 11:04	7440-50-8	M6
Lead	**7.7**	mg/kg	0.56	20	02/14/11 09:13	02/23/11 11:04	7439-92-1	
Nickel	**21.8**	mg/kg	0.56	20	02/14/11 09:13	02/23/11 11:04	7440-02-0	M6
Dry Weight	Analytical Method: % Moisture							
Percent Moisture	**10.0**	%	0.10	1		02/14/11 00:00		

Sample: SPL-27-2 **Lab ID: 256547002** Collected: 02/09/11 13:05 Received: 02/10/11 07:45 Matrix: Solid

Results reported on a "dry-weight" basis

Parameters	Results	Units	Report Limit	DF	Prepared	Analyzed	CAS No.	Qual
6020 MET ICPMS	Analytical Method: EPA 6020							
Arsenic	**2.9**	mg/kg	0.54	20	02/14/11 09:13	02/23/11 11:11	7440-38-2	
Cadmium	**0.11**	mg/kg	0.086	20	02/14/11 09:13	02/23/11 11:11	7440-43-9	
Copper	**17.2**	mg/kg	0.54	20	02/14/11 09:13	02/23/11 11:11	7440-50-8	
Lead	**8.0**	mg/kg	0.54	20	02/14/11 09:13	02/23/11 11:11	7439-92-1	
Nickel	**20.3**	mg/kg	0.54	20	02/14/11 09:13	02/23/11 11:11	7440-02-0	
Dry Weight	Analytical Method: % Moisture							
Percent Moisture	**16.6**	%	0.10	1		02/14/11 00:00		

Sample: SPL-27-3 **Lab ID: 256547003** Collected: 02/09/11 13:20 Received: 02/10/11 07:45 Matrix: Solid

Results reported on a "dry-weight" basis

Parameters	Results	Units	Report Limit	DF	Prepared	Analyzed	CAS No.	Qual
6020 MET ICPMS	Analytical Method: EPA 6020							
Arsenic	**4.6**	mg/kg	0.53	20	02/14/11 09:13	02/23/11 11:14	7440-38-2	
Cadmium	**0.10**	mg/kg	0.085	20	02/14/11 09:13	02/23/11 11:14	7440-43-9	
Copper	**21.7**	mg/kg	0.53	20	02/14/11 09:13	02/23/11 11:14	7440-50-8	
Lead	**16.1**	mg/kg	0.53	20	02/14/11 09:13	02/23/11 11:14	7439-92-1	
Nickel	**30.4**	mg/kg	0.53	20	02/14/11 09:13	02/23/11 11:14	7440-02-0	
Dry Weight	Analytical Method: % Moisture							
Percent Moisture	**6.1**	%	0.10	1		02/14/11 00:00		

This report shall not be reproduced, except in full,
without the written consent of Pace Analytical Services, Inc..

Pace Analytical Services, Inc.
940 South Harney
Seattle, WA 98108
(206)767-5060

ANALYTICAL RESULTS

Project: East Bay Redevelopment 138130
Pace Project No.: 256547

Sample: SPL-27-4 **Lab ID: 256547004** Collected: 02/09/11 13:35 Received: 02/10/11 07:45 Matrix: Solid

Results reported on a "dry-weight" basis

Parameters	Results	Units	Report Limit	DF	Prepared	Analyzed	CAS No.	Qual
6020 MET ICPMS	Analytical Method: EPA 6020							
Arsenic	**3.9**	mg/kg	0.43	20	02/14/11 09:13	02/23/11 11:17	7440-38-2	
Cadmium	**0.11**	mg/kg	0.068	20	02/14/11 09:13	02/23/11 11:17	7440-43-9	
Copper	**17.7**	mg/kg	0.43	20	02/14/11 09:13	02/23/11 11:17	7440-50-8	
Lead	**8.7**	mg/kg	0.43	20	02/14/11 09:13	02/23/11 11:17	7439-92-1	
Nickel	**24.1**	mg/kg	0.43	20	02/14/11 09:13	02/23/11 11:17	7440-02-0	
Dry Weight	Analytical Method: % Moisture							
Percent Moisture	**8.0**	%	0.10	1		02/14/11 00:00		

Sample: SPL-27-5 **Lab ID: 256547005** Collected: 02/09/11 14:00 Received: 02/10/11 07:45 Matrix: Solid

Results reported on a "dry-weight" basis

Parameters	Results	Units	Report Limit	DF	Prepared	Analyzed	CAS No.	Qual
6020 MET ICPMS	Analytical Method: EPA 6020							
Arsenic	**4.2**	mg/kg	0.54	20	02/14/11 09:13	02/23/11 11:21	7440-38-2	
Cadmium	**0.11**	mg/kg	0.087	20	02/14/11 09:13	02/23/11 11:21	7440-43-9	
Copper	**19.4**	mg/kg	0.54	20	02/14/11 09:13	02/23/11 11:21	7440-50-8	
Lead	**8.4**	mg/kg	0.54	20	02/14/11 09:13	02/23/11 11:21	7439-92-1	
Nickel	**28.9**	mg/kg	0.54	20	02/14/11 09:13	02/23/11 11:21	7440-02-0	
Dry Weight	Analytical Method: % Moisture							
Percent Moisture	**9.7**	%	0.10	1		02/14/11 00:00		

Sample: SPL-28-1 **Lab ID: 256547006** Collected: 02/09/11 14:12 Received: 02/10/11 07:45 Matrix: Solid

Results reported on a "dry-weight" basis

Parameters	Results	Units	Report Limit	DF	Prepared	Analyzed	CAS No.	Qual
6020 MET ICPMS	Analytical Method: EPA 6020							
Arsenic	**4.7**	mg/kg	0.46	20	02/14/11 09:13	02/23/11 11:44	7440-38-2	
Cadmium	**0.11**	mg/kg	0.073	20	02/14/11 09:13	02/23/11 11:44	7440-43-9	
Copper	**24.1**	mg/kg	0.46	20	02/14/11 09:13	02/23/11 11:44	7440-50-8	
Lead	**8.7**	mg/kg	0.46	20	02/14/11 09:13	02/23/11 11:44	7439-92-1	
Nickel	**24.2**	mg/kg	0.46	20	02/14/11 09:13	02/23/11 11:44	7440-02-0	
Dry Weight	Analytical Method: % Moisture							
Percent Moisture	**9.1**	%	0.10	1		02/14/11 00:00		

This report shall not be reproduced, except in full,
without the written consent of Pace Analytical Services, Inc..

Pace Analytical Services, Inc.
940 South Harney
Seattle, WA 98108
(206)767-5060

ANALYTICAL RESULTS

Project: East Bay Redevelopment 138130
Pace Project No.: 256547

Sample: SPL-28-2 **Lab ID: 256547007** Collected: 02/09/11 14:23 Received: 02/10/11 07:45 Matrix: Solid

Results reported on a "dry-weight" basis

Parameters	Results	Units	Report Limit	DF	Prepared	Analyzed	CAS No.	Qual
6020 MET ICPMS	Analytical Method: EPA 6020							
Arsenic	**3.6**	mg/kg	0.41	20	02/14/11 09:13	02/23/11 11:48	7440-38-2	
Cadmium	**0.088**	mg/kg	0.065	20	02/14/11 09:13	02/23/11 11:48	7440-43-9	
Copper	**25.3**	mg/kg	0.41	20	02/14/11 09:13	02/23/11 11:48	7440-50-8	
Lead	**7.3**	mg/kg	0.41	20	02/14/11 09:13	02/23/11 11:48	7439-92-1	
Nickel	**25.1**	mg/kg	0.41	20	02/14/11 09:13	02/23/11 11:48	7440-02-0	
Dry Weight	Analytical Method: % Moisture							
Percent Moisture	**8.6**	%	0.10	1		02/14/11 00:00		

Sample: SPL-28-3 **Lab ID: 256547008** Collected: 02/09/11 14:34 Received: 02/10/11 07:45 Matrix: Solid

Results reported on a "dry-weight" basis

Parameters	Results	Units	Report Limit	DF	Prepared	Analyzed	CAS No.	Qual
6020 MET ICPMS	Analytical Method: EPA 6020							
Arsenic	**3.4**	mg/kg	0.55	20	02/14/11 09:13	02/23/11 11:51	7440-38-2	
Cadmium	ND	mg/kg	0.088	20	02/14/11 09:13	02/23/11 11:51	7440-43-9	
Copper	**23.1**	mg/kg	0.55	20	02/14/11 09:13	02/23/11 11:51	7440-50-8	
Lead	**7.5**	mg/kg	0.55	20	02/14/11 09:13	02/23/11 11:51	7439-92-1	
Nickel	**21.7**	mg/kg	0.55	20	02/14/11 09:13	02/23/11 11:51	7440-02-0	
Dry Weight	Analytical Method: % Moisture							
Percent Moisture	**17.0**	%	0.10	1		02/14/11 00:00		

Sample: SPL-28-4 **Lab ID: 256547009** Collected: 02/09/11 14:45 Received: 02/10/11 07:45 Matrix: Solid

Results reported on a "dry-weight" basis

Parameters	Results	Units	Report Limit	DF	Prepared	Analyzed	CAS No.	Qual
6020 MET ICPMS	Analytical Method: EPA 6020							
Arsenic	**3.3**	mg/kg	0.41	20	02/14/11 09:13	02/23/11 11:55	7440-38-2	
Cadmium	**0.087**	mg/kg	0.065	20	02/14/11 09:13	02/23/11 11:55	7440-43-9	
Copper	**20.1**	mg/kg	0.41	20	02/14/11 09:13	02/23/11 11:55	7440-50-8	
Lead	**7.0**	mg/kg	0.41	20	02/14/11 09:13	02/23/11 11:55	7439-92-1	
Nickel	**23.1**	mg/kg	0.41	20	02/14/11 09:13	02/23/11 11:55	7440-02-0	
Dry Weight	Analytical Method: % Moisture							
Percent Moisture	**9.9**	%	0.10	1		02/14/11 00:00		

This report shall not be reproduced, except in full,
without the written consent of Pace Analytical Services, Inc..

Pace Analytical Services, Inc.
940 South Harney
Seattle, WA 98108
(206)767-5060

QUALITY CONTROL DATA

Project: East Bay Redevelopment 138130
Pace Project No.: 256547

QC Batch: ICPM/24719 Analysis Method: EPA 6020
QC Batch Method: EPA 6020 Analysis Description: 6020 MET
Associated Lab Samples: 256547001, 256547002, 256547003, 256547004, 256547005, 256547006, 256547007, 256547008, 256547009

METHOD BLANK: 930612 Matrix: Solid
Associated Lab Samples: 256547001, 256547002, 256547003, 256547004, 256547005, 256547006, 256547007, 256547008, 256547009

Parameter	Units	Blank Result	Reporting Limit	Analyzed	Qualifiers
Arsenic	mg/kg	ND	0.48	02/23/11 11:00	
Cadmium	mg/kg	ND	0.076	02/23/11 11:00	
Copper	mg/kg	ND	0.48	02/23/11 11:00	
Lead	mg/kg	ND	0.48	02/23/11 11:00	
Nickel	mg/kg	ND	0.48	02/23/11 11:00	

LABORATORY CONTROL SAMPLE: 930613

Parameter	Units	Spike Conc.	LCS Result	LCS % Rec	% Rec Limits	Qualifiers
Arsenic	mg/kg	19.2	20.1	105	75-125	
Cadmium	mg/kg	19.2	20.2	105	75-125	
Copper	mg/kg	19.2	21.1	110	75-125	
Lead	mg/kg	19.2	20.4	106	75-125	
Nickel	mg/kg	19.2	20.8	108	75-125	

MATRIX SPIKE & MATRIX SPIKE DUPLICATE: 930614 930615

Parameter	Units	256547001 Result	MS Spike Conc.	MSD Spike Conc.	MS Result	MSD Result	MS % Rec	MSD % Rec	% Rec Limits	RPD	Qual
Arsenic	mg/kg	3.3	20.8	20.2	24.9	23.6	104	101	75-125	5	
Cadmium	mg/kg	0.11	20.8	20.2	22.2	21.3	106	105	75-125	4	
Copper	mg/kg	19.8	20.8	20.2	48.6	41.3	138	106	75-125	16	M6
Lead	mg/kg	7.7	20.8	20.2	29.9	30.7	107	114	75-125	3	
Nickel	mg/kg	21.8	20.8	20.2	55.4	48.2	162	130	75-125	14	M6

MATRIX SPIKE SAMPLE: 930616

Parameter	Units	256548002 Result	Spike Conc.	MS Result	MS % Rec	% Rec Limits	Qualifiers
Arsenic	mg/kg	4.7	17.8	22.0	97	75-125	
Cadmium	mg/kg	0.53	17.8	20.1	111	75-125	
Copper	mg/kg	69.4	17.8	59.7	-55	75-125	M6
Lead	mg/kg	21.2	17.8	41.3	113	75-125	
Nickel	mg/kg	26.9	17.8	46.6	111	75-125	

This report shall not be reproduced, except in full,
without the written consent of Pace Analytical Services, Inc..

Pace Analytical Services, Inc.
940 South Harney
Seattle, WA 98108
(206)767-5060

QUALITY CONTROL DATA

Project: East Bay Redevelopment 138130
Pace Project No.: 256547

QC Batch: MPRP/24722 Analysis Method: % Moisture
QC Batch Method: % Moisture Analysis Description: Dry Weight/Percent Moisture
Associated Lab Samples: 256547001, 256547002, 256547003, 256547004, 256547005, 256547006, 256547007, 256547008, 256547009

SAMPLE DUPLICATE: 930649

Parameter	Units	10149339001 Result	Dup Result	RPD	Qualifiers
Percent Moisture	%	13.5	14.3	6	

SAMPLE DUPLICATE: 930650

Parameter	Units	256548005 Result	Dup Result	RPD	Qualifiers
Percent Moisture	%	10.5	9.5	10	

This report shall not be reproduced, except in full,
without the written consent of Pace Analytical Services, Inc..

Pace Analytical Services, Inc.
940 South Harney
Seattle, WA 98108
(206)767-5060

QUALIFIERS

Project: East Bay Redevelopment 138130
Pace Project No.: 256547

DEFINITIONS

DF - Dilution Factor, if reported, represents the factor applied to the reported data due to changes in sample preparation, dilution of the sample aliquot, or moisture content.

ND - Not Detected at or above adjusted reporting limit.

J - Estimated concentration above the adjusted method detection limit and below the adjusted reporting limit.

MDL - Adjusted Method Detection Limit.

S - Surrogate

1,2-Diphenylhydrazine (8270 listed analyte) decomposes to Azobenzene.

Consistent with EPA guidelines, unrounded data are displayed and have been used to calculate % recovery and RPD values.

LCS(D) - Laboratory Control Sample (Duplicate)

MS(D) - Matrix Spike (Duplicate)

DUP - Sample Duplicate

RPD - Relative Percent Difference

NC - Not Calculable.

SG - Silica Gel Clean-Up

N-Nitrosodiphenylamine decomposes and cannot be separated from Diphenylamine using Method 8270. The result reported for each analyte is a combined concentration.

Pace Analytical is NELAP accredited. Contact your Pace PM for the current list of accredited analytes.

LABORATORIES

PASI-M	Pace Analytical Services - Minneapolis

ANALYTE QUALIFIERS

M6	Matrix spike and Matrix spike duplicate recovery not evaluated against control limits due to sample dilution.

This report shall not be reproduced, except in full,
without the written consent of Pace Analytical Services, Inc..

Pace Analytical Services, Inc.
940 South Harney
Seattle, WA 98108
(206)767-5060

QUALITY CONTROL DATA CROSS REFERENCE TABLE

Project: East Bay Redevelopment 138130
Pace Project No.: 256547

Lab ID	Sample ID	QC Batch Method	QC Batch	Analytical Method	Analytical Batch
256547001	**SPL-27-1**	EPA 6020	ICPM/24719	EPA 6020	ICPM/10092
256547002	**SPL-27-2**	EPA 6020	ICPM/24719	EPA 6020	ICPM/10092
256547003	**SPL-27-3**	EPA 6020	ICPM/24719	EPA 6020	ICPM/10092
256547004	**SPL-27-4**	EPA 6020	ICPM/24719	EPA 6020	ICPM/10092
256547005	**SPL-27-5**	EPA 6020	ICPM/24719	EPA 6020	ICPM/10092
256547006	**SPL-28-1**	EPA 6020	ICPM/24719	EPA 6020	ICPM/10092
256547007	**SPL-28-2**	EPA 6020	ICPM/24719	EPA 6020	ICPM/10092
256547008	**SPL-28-3**	EPA 6020	ICPM/24719	EPA 6020	ICPM/10092
256547009	**SPL-28-4**	EPA 6020	ICPM/24719	EPA 6020	ICPM/10092
256547001	**SPL-27-1**	% Moisture	MPRP/24722		
256547002	**SPL-27-2**	% Moisture	MPRP/24722		
256547003	**SPL-27-3**	% Moisture	MPRP/24722		
256547004	**SPL-27-4**	% Moisture	MPRP/24722		
256547005	**SPL-27-5**	% Moisture	MPRP/24722		
256547006	**SPL-28-1**	% Moisture	MPRP/24722		
256547007	**SPL-28-2**	% Moisture	MPRP/24722		
256547008	**SPL-28-3**	% Moisture	MPRP/24722		
256547009	**SPL-28-4**	% Moisture	MPRP/24722		

This report shall not be reproduced, except in full,
without the written consent of Pace Analytical Services, Inc..

Pace Analytical
www.pacelabs.com

CHAIN-OF-CUSTODY / Analytical Request Document

The Chain-of-Custody is a LEGAL DOCUMENT. All relevant fields must be completed accurately.

256547

Page: of 1446266

Section A Required Client Information:

Company: BROWN AND CALDWELL
Address: 724 COLUMBUS NW #470
OLYMPIA, WA 98501
Email To: jturk@brwncald.com
Phone: 360-143-1525 Fax:
Requested Due Date/TAT:

Section B Required Project Information:

Report To: JON TURK
Copy To: JOSH JOHNSON
Purchase Order No.:
Project Name: EAST BAY REDEVELOPMENT
Project Number: 138130

Section C Invoice Information:

Attention: JON TURK
Company Name:
Address:
Pace Quote Reference:
Pace Project Manager:
Pace Profile #:

REGULATORY AGENCY

☐ NPDES ☐ GROUND WATER ☐ DRINKING WATER
☐ UST ☐ RCRA ☑ OTHER ECY

Site Location STATE: WA

Section D Required Client Information

SAMPLE ID (A-Z, 0-9 / ,-) Sample IDs MUST BE UNIQUE

Matrix Codes (MATRIX / CODE): Drinking Water DW; Water WT; Waste Water WW; Product P; Soil/Solid SL; Oil OL; Wipe WP; Air AR; Tissue TS; Other OT

ITEM #	SAMPLE ID	MATRIX CODE (see valid codes to left)	SAMPLE TYPE (G=GRAB C=COMP)	COLLECTED COMPOSITE START DATE	COMPOSITE START TIME	COMPOSITE END/GRAB DATE	COMPOSITE END/GRAB TIME	SAMPLE TEMP AT COLLECTION	# OF CONTAINERS	Preservatives: Unpreserved	H_2SO_4	HNO_3	HCl	NaOH	$Na_2S_2O_3$	Methanol	Other	Analysis Test Y/N	Analysis Test: TPH-HD, TPH-D	Dioxin, Furan	cPAH, Naphthalene	Cd, Cr, Pb, As, Ni	BTEX, TPH-G								Residual Chlorine (Y/N)	Pace Project No./ Lab I.D.
																		Y/N	SG					SG								
1	SPL-27-1	SL	G			02-09-11	12:47	OK	7	X						X	X		X	X	X	X	X								
2	SPL-27-2						13:05																								
3	SPL-27-3						13:20																								
4	SPL-27-4						13:35																								
5	SPL-27-5						14:00																								
6	SPL-28-1						14:12																								
7	SPL-28-2						14:23																								
8	SPL-28-3						14:34																								
9	SPL-28-4						14:45																								
10	TB020911-B																														
11																															
12																															

ADDITIONAL COMMENTS	RELINQUISHED BY / AFFILIATION	DATE	TIME	ACCEPTED BY / AFFILIATION	DATE	TIME	SAMPLE CONDITIONS: Temp in °C	Received on Ice (Y/N)	Custody Sealed Cooler (Y/N)	Samples Intact (Y/N)
temp blank included	Ada Hamilton/BC	2-10-11	0745	Pace	2-10-11	0745	1.3	Y	N	Y

3

SAMPLER NAME AND SIGNATURE
PRINT Name of SAMPLER: ADA HAMILTON
SIGNATURE of SAMPLER: [signature] DATE Signed (MM/DD/YY): 02/09/11

*Important Note: By signing this form you are accepting Pace's NET 30 day payment terms and agreeing to late charges of 1.5% per month for any invoices not paid within 30 days.

Sample Container Count

CLIENT: Brown & Caldwell

Pace Analytical™ www.pacelabs.com

COC PAGE 1 of 1
COC ID# 14462266

256547

Sample Line Item	VG9H	AG1H	AG1U	BG1H	BP1U	BP2U	BP3U	BP2N	BP2S	WGFU	WGKU				Comments
1										2					
2										↓					
3															
4															
5															
6															
7															
8															
9															
10															
11															
12															Trip Blank? No

AG1H	1 liter HCL amber glass		BP2S	500mL H2SO4 plastic		JGFU	4oz unpreserved amber wide
AG1U	1liter unpreserved amber glass		BP2U	500mL unpreserved plastic		R	terra core kit
AG2S	500mL H2SO4 amber glass		BP2Z	500mL NaOH, Zn Ac		U	Summa Can
AG2U	500mL unpreserved amber glass		BP3C	250mL NaOH plastic		VG9H	40mL HCL clear vial
AG3S	250mL H2SO4 amber glass		BP3N	250mL HNO3 plastic		VG9T	40mL Na Thio. clear vial
BG1H	1 liter HCL clear glass		BP3S	250mL H2SO4 plastic		VG9U	40mL unpreserved **clear** vial
BG1U	1 liter unpreserved glass		BP3U	250mL unpreserved plastic		VG9W	40mL glass vial preweighted (EPA 5035)
BP1N	1 liter HNO3 plastic		DG9B	40mL Na Bisulfate amber vial		VSG	Headspace septa vial & HCL
BP1S	1 liter H2SO4 plastic		DG9H	40mL HCL amber voa vial		WGFU	4oz clear soil jar
BP1U	1 liter unpreserved plastic		DG9M	40mL MeOH clear vial		WGFX	4oz wide jar w/hexane wipe
BP1Z	1 liter NaOH, Zn, Ac		DG9T	40mL Na Thio amber vial		ZPLC	Ziploc Bag
BP2N	500mL HNO3 plastic		DG9U	40mL unpreserved **amber** vial			
BP2O	500mL NaOH plastic		I	Wipe/Swab			

Sample Condition Upon Receipt

Pace Analytical

Client Name: Brown & Caldwell Project # 256547

Courier: ☐ Fed Ex ☐ UPS ☐ USPS ☑ Client ☐ Commercial ☐ Pace Other _____

Tracking #: _____

Custody Seal on Cooler/Box Present: ☐ Yes ☑ No Seals intact: ☐ Yes ☐ No

Packing Material: ☑ Bubble Wrap ☐ Bubble Bags ☐ None ☐ Other _____ Temp. Blank Yes ✓ No _____

Thermometer Used 132013 or 101731962 or 226099 Type of Ice: Wet Blue None ☐ Samples on ice, cooling process has begun

Cooler Temperature 1.3c Biological Tissue is Frozen: Yes No

Temp should be above freezing ≤ 6°C

Date and Initials of person examining contents: 02/10/11 CW

Comments:

Chain of Custody Present:	☑Yes ☐No ☐N/A	1.	
Chain of Custody Filled Out:	☑Yes ☐No ☐N/A	2.	
Chain of Custody Relinquished:	☑Yes ☐No ☐N/A	3.	
Sampler Name & Signature on COC:	☑Yes ☐No ☐N/A	4.	
Samples Arrived within Hold Time:	☑Yes ☐No ☐N/A	5.	
Short Hold Time Analysis (<72hr):	☐Yes ☑No ☐N/A	6.	
Rush Turn Around Time Requested:	☑Yes ☐No ☐N/A	7.	10 RUSH for Dioxins
Sufficient Volume:	☑Yes ☐No ☐N/A	8.	
Correct Containers Used:	☑Yes ☐No ☐N/A	9.	
-Pace Containers Used:	☑Yes ☐No ☐N/A		
Containers Intact:	☑Yes ☐No ☐N/A	10.	
Filtered volume received for Dissolved tests	☐Yes ☐No ☑N/A	11.	
Sample Labels match COC:	☑Yes ☐No ☐N/A	12.	
-Includes date/time/ID/Analysis Matrix: SL			
All containers needing preservation have been checked.	☐Yes ☐No ☑N/A	13.	
All containers needing preservation are found to be in compliance with EPA recommendation.	☐Yes ☐No ☑N/A		
Exceptions: VOA, coliform, TOC, O&G		Initial when completed	Lot # of added preservative
Samples checked for dechlorination:	☐Yes ☐No ☑N/A	14.	
Headspace in VOA Vials (>6mm):	☐Yes ☐No ☑N/A	15.	
Trip Blanks Present:	☐Yes ☐No ☑N/A	16.	
Trip Blank Custody Seals Present	☐Yes ☐No ☑N/A		
Pace Trip Blank Lot # (if purchased):			

Client Notification/ Resolution: Field Data Required? Y / N

Person Contacted: _____ Date/Time: _____

Comments/ Resolution: _____

Project Manager Review: JENNI GROSS **Date:** 2/10/11

Note: Whenever there is a discrepancy affecting North Carolina compliance samples, a copy of this form will be sent to the North Carolina DEHNR Certification Office (i.e out of hold, incorrect preservative, out of temp, incorrect containers)

Pace Analytical Services, Inc.
1700 Elm Street
Minneapolis, MN 55414
Phone: 612.607.1700
Fax: 612.607.6444

www.pacelabs.com

Report Prepared for:

Jennifer Gross
PASI Seattle
940 S. Harney Street
Seattle WA 98108

REPORT OF LABORATORY ANALYSIS FOR PCDD/PCDF

Report Prepared Date:
February 24, 2011

Report Information:

Pace Project #: 10149297
Sample Receipt Date: 02/11/2011
Client Project #: 256547
Client Sub PO #: N/A
State Cert #: C755

Invoicing & Reporting Options:

The report provided has been invoiced as a Level 2 PCDD/PCDF Report. If an upgrade of this report package is requested, an additional charge may be applied.

Please review the attached invoice for accuracy and forward any questions to Nate Habte, your Pace Project Manager.

This report has been reviewed by:

February 24, 2011

Nate Habte, Project Manager
(612) 607-6407
(612) 607-6444 (fax)
natnael.habte@pacelabs.com

ACCREDITED IN ACCORDANCE WITH nelac

Report of Laboratory Analysis

This report should not be reproduced, except in full, without the written consent of Pace Analytical Services, Inc.

The results relate only to the samples included in this report.

Pace Analytical Services, Inc.
1700 Elm Street
Minneapolis, MN 55414
Phone: 612.607.1700
Fax: 612.607.6444

DISCUSSION

This report presents the results from the analyses performed on nine samples submitted by a representative of Pace Analytical Services, Inc. The samples were analyzed for the presence or absence of polychlorodibenzo-p-dioxins (PCDDs) and polychlorodibenzofurans (PCDFs) using a modified version of USEPA Method 8290. Reporting limits were based on signal-to-noise measurements.

The recoveries of the isotopically-labeled PCDD/PCDF internal standards in the sample extracts ranged from 60-112%. All of the labeled standard recoveries obtained for this project were within the 40-135% target range specified in Method 8290. Also, since the quantification of the native 2,3,7,8-substituted congeners was based on isotope dilution, the data were automatically corrected for variation in recovery and accurate values were obtained.

In some cases, interfering substances impacted the determinations of PCDD or PCDF congeners; the affected values were flagged "I" where incorrect isotope ratios were obtained or "P" where polychlorinated diphenyl ethers were present. Values above the calibration range were flagged "E" and should be regarded as estimates.

A laboratory method blank was prepared and analyzed with the sample batch as part of our routine quality control procedures. The results show the blank to be free of PCDDs and PCDFs at the reporting limits. These results indicate that the sample processing steps did not contribute significantly to the levels reported for the field samples.

Laboratory and matrix spike samples were also prepared with the sample batch using clean sand or sample matrix that had been fortified with native standard materials. The results show that the spiked native compounds were generally recovered at 85-127%, with relative percent differences (RPDs) generally from 2.1-17.3%. The background-subtracted recovery values obtained for most of the hepta and octa-chlorinated congeners in the matrix spike samples were outside the 70-130% target range. Also, the RPD values for HpCDD, OCDF, and OCDD in the matrix spike samples were above the 20% target upper limit; these results may indicate elevated degrees of variability for these congeners in these determinations.

REPORT OF LABORATORY ANALYSIS

This report shall not be reproduced, except in full,
without the written consent of Pace Analytical Services, Inc.

Pace Analytical Services, Inc.
1700 Elm Street - Suite 200
Minneapolis, MN 55414

Tel: 612-607-1700
Fax: 612- 607-6444

Minnesota Laboratory Certifications

Authority	Certificate #	Authority	Certificate #
Alabama	40770	Montana	92
Alaska	MN00064	Nebraska	
Arizona	AZ0014	Nevada	MN000642010A
Arkansas	88-0680	New Jersey (NE	MN002
California	01155CA	New Mexico	MN00064
Colorado	MN00064	New York (NEL	11647
Connecticut	PH-0256	North Carolina	27700
EPA Region 5	WD-15J	North Dakota	R-036
EPA Region 8	8TMS-Q	Ohio	4150
Florida (NELAP	E87605	Ohio VAP	CL101
Georgia (DNR)	959	Oklahoma	D9922
Guam	09-019r	Oregon (ELAP)	MN200001-005
Hawaii	SLD	Oregon (OREL	MN200001-005
Idaho	MN00064	Pennsylvania	68-00563
Illinois	200012	Saipan	MP0003
Indiana	C-MN-01	South Carolina	74003001
Indiana	C-MN-01	Tennesee	2818
Iowa	368	Tennessee	02818
Kansas	E-10167	Texas	T104704192-08
Kentucky	90062	Utah (NELAP)	PAM
Louisiana	LA0900016	Virginia	00251
Maine	2007029	Washington	C755
Maryland	322	West Virginia	9952C
Michigan	9909	Wisconsin	999407970
Minnesota	027-053-137	Wyoming	8TMS-Q
Mississippi	MN00064		

REPORT OF LABORATORY ANALYSIS

This report shall not be reproduced, except in full,
without the written consent of Pace Analytical Services, Inc.

Appendix A

Sample Management

10149297

Chain of Custody

10-Day Dioxin Rush

RUSH

Pace Analytical®
www.pacelabs.com

2/25/11

Workorder: 256547 **Workorder Name:** Olympia Soils **Owner Received Date:** 2/10/2011 **Results Requested By:** ~~2/24/2011~~

Report To	Subcontract To
Jennifer Gross Pace Analytical Services, Inc. 940 South Harney Seattle WA 98108 Phone (206)767-5060 Fax (206)767-5063	Pace Analytical Minnesota 1700 Elm Street Suite 200 Minneapolis, MN 55414 Phone (612)607-1700

Requested Analysis

Item	Sample ID	Sample Type	Collect Date/Time	Lab ID	Matrix	Preserved Containers: Unpreserved	Dioxin, Furans	Cu, Cd, Pb, Ni, As by 6020	Dry weight	LAB USE ONLY
1	SPL-27-1	PS	2/9/2011 12:47	256547001	Solid	2	X	X	X	
2	SPL-27-2	PS	2/9/2011 13:05	256547002	Solid	2	X	X	X	
3	SPL-27-3	PS	2/9/2011 13:20	256547003	Solid	2	X	X	X	
4	SPL-27-4	PS	2/9/2011 13:35	256547004	Solid	2	X	X	X	
5	SPL-27-5	PS	2/9/2011 14:00	256547005	Solid	2	X	X	X	
6	SPL-28-1	PS	2/9/2011 14:12	256547006	Solid	2	X	X	X	
7	SPL-28-2	PS	2/9/2011 14:23	256547007	Solid	2	X	X	X	
8	SPL-28-3	PS	2/9/2011 14:34	256547008	Solid	2	X	X	X	
9	SPL-28-4	PS	2/9/2011 14:45	256547009	Solid	2	X	X	X	

Transfers	Released By	Date/Time	Received By	Date/Time
1	[signature]	2/6 1300	[signature] pace	2/11/11 1003
2				
3				

Comments: 10-Day Dioxin Rush

Cooler Temperature on Receipt 5.5 °C | Custody Seal Y or N | Received on Ice Y or N | Samples Intact Y or N

1148

Sample Condition Upon Receipt

Pace Analytical

Client Name: Pace Seattle **Project #** 10149297

Courier: ☑ Fed Ex ☐ UPS ☐ USPS ☐ Client ☐ Commercial ☐ Pace Other _____

Tracking #: 796750413158

Optional: Proj. Due Date: Proj. Name:

Custody Seal on Cooler/Box Present: ☐ yes ☑ no Seals intact: ☐ yes ☑ no

Packing Material: ☐ Bubble Wrap ☑ Bubble Bags ☐ None ☐ Other _____ Temp Blank: Yes X No _____

Thermometer Used 88344942 or 179425 **Type of Ice:** Wet Blue None ☐ Samples on ice, cooling process has begun

Cooler Temperature 5.5 c **Biological Tissue is Frozen:** Yes No

Temp should be above freezing to 6°C **Comments:**

Date and initials of person examining contents: 2/11/11

Chain of Custody Present:	☑Yes ☐No ☐N/A	1.
Chain of Custody Filled Out:	☑Yes ☐No ☐N/A	2.
Chain of Custody Relinquished:	☑Yes ☐No ☐N/A	3.
Sampler Name & Signature on COC:	☑Yes ☐No ☐N/A	4.
Samples Arrived within Hold Time:	☑Yes ☐No ☐N/A	5.
Short Hold Time Analysis (<72hr):	☐Yes ☑No ☐N/A	6.
Rush Turn Around Time Requested:	☑Yes ☐No ☐N/A	7.
Sufficient Volume:	☑Yes ☐No ☐N/A	8.
Correct Containers Used:	☑Yes ☐No ☐N/A	9.
-Pace Containers Used:	☑Yes ☐No ☐N/A	
Containers Intact:	☑Yes ☐No ☐N/A	10.
Filtered volume received for Dissolved tests	☐Yes ☐No ☑N/A	11.
Sample Labels match COC:	☑Yes ☐No ☐N/A	12.
-Includes date/time/ID/Analysis Matrix: SL		
All containers needing acid/base preservation have been checked. Noncompliance are noted in 13.	☐Yes ☐No ☑N/A	13. ☐ HNO3 ☐ H2SO4 ☐ NaOH ☐ HCl Samp #
All containers needing preservation are found to be in compliance with EPA recommendation.	☐Yes ☐No ☐N/A	
Exceptions: VOA,Coliform, TOC, Oil and Grease, WI-DRO (water)	☐Yes ☑No	Initial when completed / Lot # of added preservative
Samples checked for dechlorination:	☐Yes ☐No ☑N/A	14.
Headspace in VOA Vials (>6mm):	☐Yes ☐No ☑N/A	15.
Trip Blank Present:	☐Yes ☐No ☑N/A	16.
Trip Blank Custody Seals Present	☐Yes ☐No ☑N/A	
Pace Trip Blank Lot # (if purchased): _____		

Client Notification/ Resolution: Field Data Required? Y / N

Person Contacted: _____ Date/Time: _____

Comments/ Resolution: _____

Project Manager Review: NAH **Date:** 2/11/11

Note: Whenever there is a discrepancy affecting North Carolina compliance samples, a copy of this form will be sent to the North Carolina DENR.

F-L213Rev.00, 05Aug2009

Pace Analytical Services, Inc.
1700 Elm Street SE, Suite 200, Minneapolis, MN 55414

Pace Analytical Services, Inc.
1700 Elm Street - Suite 200
Minneapolis, MN 55414

Tel: 612-607-1700
Fax: 612- 607-6444

Reporting Flags

A = Reporting Limit based on signal to noise

B = Less than 10x higher than method blank level

C = Result obtained from confirmation analysis

D = Result obtained from analysis of diluted sample

E = Exceeds calibration range

I = Interference present

J = Estimated value

Nn = Value obtained from additional analysis

P = PCDE Interference

R = Recovery outside target range

S = Peak saturated

U = Analyte not detected

V = Result verified by confirmation analysis

X = %D Exceeds limits

Y = Calculated using average of daily RFs

* = See Discussion

This report shall not be reproduced, except in full,
without the written consent of Pace Analytical Services, Inc.

Appendix B

Sample Analysis Summary

Pace Analytical Services, Inc.
1700 Elm Street - Suite 200
Minneapolis, MN 55414

Tel: 612-607-1700
Fax: 612- 607-6444

Method 8290 Sample Analysis Results

Client - PASI Seattle

Client's Sample ID	SPL-27-1		
Lab Sample ID	256547001		
Filename	U110222B_06		
Injected By	BAL		
Total Amount Extracted	11.8 g	Matrix	Solid
% Moisture	10.0	Dilution	NA
Dry Weight Extracted	10.6 g	Collected	02/09/2011 12:47
ICAL ID	U101204A	Received	02/11/2011 10:03
CCal Filename(s)	U110222B_02 & U110222B_17	Extracted	02/17/2011 17:00
Method Blank ID	BLANK-27910	Analyzed	02/22/2011 21:41

Native Isomers	Conc ng/Kg	EMPC ng/Kg	RL ng/Kg		Internal Standards	ng's Added	Percent Recovery
2,3,7,8-TCDF	1.6	-----	0.28		2,3,7,8-TCDF-13C	2.00	60
Total TCDF	25.0	-----	0.28		2,3,7,8-TCDD-13C	2.00	78
					1,2,3,7,8-PeCDF-13C	2.00	65
2,3,7,8-TCDD	-----	0.33	0.23	I	2,3,4,7,8-PeCDF-13C	2.00	65
Total TCDD	24.0	-----	0.23		1,2,3,7,8-PeCDD-13C	2.00	81
					1,2,3,4,7,8-HxCDF-13C	2.00	67
1,2,3,7,8-PeCDF	1.6	-----	0.17	J	1,2,3,6,7,8-HxCDF-13C	2.00	70
2,3,4,7,8-PeCDF	4.8	-----	0.21		2,3,4,6,7,8-HxCDF-13C	2.00	69
Total PeCDF	43.0	-----	0.19		1,2,3,7,8,9-HxCDF-13C	2.00	63
					1,2,3,4,7,8-HxCDD-13C	2.00	80
1,2,3,7,8-PeCDD	2.3	-----	0.35	J	1,2,3,6,7,8-HxCDD-13C	2.00	79
Total PeCDD	29.0	-----	0.35		1,2,3,4,6,7,8-HpCDF-13C	2.00	77
					1,2,3,4,7,8,9-HpCDF-13C	2.00	75
1,2,3,4,7,8-HxCDF	-----	10.00	0.29	P	1,2,3,4,6,7,8-HpCDD-13C	2.00	94
1,2,3,6,7,8-HxCDF	3.5	-----	0.43	J	OCDD-13C	4.00	78
2,3,4,6,7,8-HxCDF	3.8	-----	0.33	J			
1,2,3,7,8,9-HxCDF	2.1	-----	0.27	J	1,2,3,4-TCDD-13C	2.00	NA
Total HxCDF	91.0	-----	0.33		1,2,3,7,8,9-HxCDD-13C	2.00	NA
1,2,3,4,7,8-HxCDD	2.4	-----	0.29	J	2,3,7,8-TCDD-37Cl4	0.20	73
1,2,3,6,7,8-HxCDD	9.3	-----	0.37				
1,2,3,7,8,9-HxCDD	4.7	-----	0.38				
Total HxCDD	85.0	-----	0.35				
1,2,3,4,6,7,8-HpCDF	52.0	-----	0.49		Total 2,3,7,8-TCDD		
1,2,3,4,7,8,9-HpCDF	4.6	-----	0.60	J	Equivalence: 11 ng/Kg		
Total HpCDF	190.0	-----	0.54		(Using 2005 WHO Factors - Using PRL/2 where ND)		
1,2,3,4,6,7,8-HpCDD	290.0	-----	1.20				
Total HpCDD	650.0	-----	1.20				
OCDF	170.0	-----	0.24				
OCDD	3500.0	-----	0.34				

Conc = Concentration (Totals include 2,3,7,8-substituted isomers).
EMPC = Estimated Maximum Possible Concentration
RL = Reporting Limit.
ND = Not Detected
NA = Not Applicable
NC = Not Calculated

Results reported on a dry weight basis and are valid to no more than 2 significant figures.
J = Estimated value
P = PCDE Interference
I = Interference present

REPORT OF LABORATORY ANALYSIS

This report shall not be reproduced, except in full,
without the written consent of Pace Analytical Services, Inc.

Pace Analytical Services, Inc.
1700 Elm Street - Suite 200
Minneapolis, MN 55414

Tel: 612-607-1700
Fax: 612- 607-6444

Method 8290 Sample Analysis Results

Client - PASI Seattle

Client's Sample ID	SPL-27-2		
Lab Sample ID	256547002		
Filename	U110222B_07		
Injected By	BAL		
Total Amount Extracted	12.1 g	Matrix	Solid
% Moisture	16.6	Dilution	NA
Dry Weight Extracted	10.1 g	Collected	02/09/2011 13:05
ICAL ID	U101204A	Received	02/11/2011 10:03
CCal Filename(s)	U110222B_02 & U110222B_17	Extracted	02/17/2011 17:00
Method Blank ID	BLANK-27910	Analyzed	02/22/2011 22:29

Native Isomers	Conc ng/Kg	EMPC ng/Kg	RL ng/Kg		Internal Standards	ng's Added	Percent Recovery
2,3,7,8-TCDF	2.80	-----	0.26		2,3,7,8-TCDF-13C	2.00	60
Total TCDF	48.00	-----	0.26		2,3,7,8-TCDD-13C	2.00	79
					1,2,3,7,8-PeCDF-13C	2.00	66
2,3,7,8-TCDD	0.84	-----	0.27	J	2,3,4,7,8-PeCDF-13C	2.00	68
Total TCDD	57.00	-----	0.27		1,2,3,7,8-PeCDD-13C	2.00	84
					1,2,3,4,7,8-HxCDF-13C	2.00	88
1,2,3,7,8-PeCDF	-----	2.7	0.26	P	1,2,3,6,7,8-HxCDF-13C	2.00	65
2,3,4,7,8-PeCDF	5.70	-----	0.31		2,3,4,6,7,8-HxCDF-13C	2.00	65
Total PeCDF	49.00	-----	0.28		1,2,3,7,8,9-HxCDF-13C	2.00	65
					1,2,3,4,7,8-HxCDD-13C	2.00	103
1,2,3,7,8-PeCDD	4.20	-----	0.58	J	1,2,3,6,7,8-HxCDD-13C	2.00	72
Total PeCDD	59.00	-----	0.58		1,2,3,4,6,7,8-HpCDF-13C	2.00	94
					1,2,3,4,7,8,9-HpCDF-13C	2.00	90
1,2,3,4,7,8-HxCDF	7.10	-----	0.25		1,2,3,4,6,7,8-HpCDD-13C	2.00	112
1,2,3,6,7,8-HxCDF	3.80	-----	0.47	J	OCDD-13C	4.00	95
2,3,4,6,7,8-HxCDF	3.00	-----	0.39	J			
1,2,3,7,8,9-HxCDF	-----	1.8	0.16	I	1,2,3,4-TCDD-13C	2.00	NA
Total HxCDF	70.00	-----	0.32		1,2,3,7,8,9-HxCDD-13C	2.00	NA
1,2,3,4,7,8-HxCDD	4.60	-----	0.22	J	2,3,7,8-TCDD-37Cl4	0.20	80
1,2,3,6,7,8-HxCDD	10.00	-----	0.47				
1,2,3,7,8,9-HxCDD	4.40	-----	0.37	J			
Total HxCDD	110.00	-----	0.35				
1,2,3,4,6,7,8-HpCDF	56.00	-----	0.39		Total 2,3,7,8-TCDD		
1,2,3,4,7,8,9-HpCDF	5.30	-----	0.50		Equivalence: 15 ng/Kg		
Total HpCDF	180.00	-----	0.45		(Using 2005 WHO Factors - Using PRL/2 where ND)		
1,2,3,4,6,7,8-HpCDD	240.00	-----	1.00				
Total HpCDD	450.00	-----	1.00				
OCDF	210.00	-----	0.23				
OCDD	3800.00	-----	0.22				

Conc = Concentration (Totals include 2,3,7,8-substituted isomers).
EMPC = Estimated Maximum Possible Concentration
RL = Reporting Limit.

ND = Not Detected
NA = Not Applicable
NC = Not Calculated

Results reported on a dry weight basis and are valid to no more than 2 significant figures.
J = Estimated value
P = PCDE Interference
I = Interference present

REPORT OF LABORATORY ANALYSIS

This report shall not be reproduced, except in full,
without the written consent of Pace Analytical Services, Inc.

Pace Analytical Services, Inc.
1700 Elm Street - Suite 200
Minneapolis, MN 55414

Tel: 612-607-1700
Fax: 612- 607-6444

Method 8290 Sample Analysis Results

Client - PASI Seattle

Client's Sample ID	SPL-27-3		
Lab Sample ID	256547003		
Filename	U110222B_08		
Injected By	BAL		
Total Amount Extracted	11.1 g	Matrix	Solid
% Moisture	6.1	Dilution	NA
Dry Weight Extracted	10.4 g	Collected	02/09/2011 13:20
ICAL ID	U101204A	Received	02/11/2011 10:03
CCal Filename(s)	U110222B_02 & U110222B_17	Extracted	02/17/2011 17:00
Method Blank ID	BLANK-27910	Analyzed	02/22/2011 23:17

Native Isomers	Conc ng/Kg	EMPC ng/Kg	RL ng/Kg		Internal Standards	ng's Added	Percent Recovery
2,3,7,8-TCDF	3.6	-----	0.25		2,3,7,8-TCDF-13C	2.00	61
Total TCDF	57.0	-----	0.25		2,3,7,8-TCDD-13C	2.00	78
					1,2,3,7,8-PeCDF-13C	2.00	67
2,3,7,8-TCDD	1.1	-----	0.34		2,3,4,7,8-PeCDF-13C	2.00	68
Total TCDD	73.0	-----	0.34		1,2,3,7,8-PeCDD-13C	2.00	83
					1,2,3,4,7,8-HxCDF-13C	2.00	71
1,2,3,7,8-PeCDF	4.6	-----	0.47	J	1,2,3,6,7,8-HxCDF-13C	2.00	71
2,3,4,7,8-PeCDF	14.0	-----	0.40		2,3,4,6,7,8-HxCDF-13C	2.00	71
Total PeCDF	120.0	-----	0.43		1,2,3,7,8,9-HxCDF-13C	2.00	66
					1,2,3,4,7,8-HxCDD-13C	2.00	86
1,2,3,7,8-PeCDD	6.3	-----	0.43		1,2,3,6,7,8-HxCDD-13C	2.00	73
Total PeCDD	96.0	-----	0.43		1,2,3,4,6,7,8-HpCDF-13C	2.00	77
					1,2,3,4,7,8,9-HpCDF-13C	2.00	75
1,2,3,4,7,8-HxCDF	-----	40	0.41	P	1,2,3,4,6,7,8-HpCDD-13C	2.00	90
1,2,3,6,7,8-HxCDF	10.0	-----	0.54		OCDD-13C	4.00	81
2,3,4,6,7,8-HxCDF	14.0	-----	0.82				
1,2,3,7,8,9-HxCDF	7.6	-----	0.59		1,2,3,4-TCDD-13C	2.00	NA
Total HxCDF	350.0	-----	0.59		1,2,3,7,8,9-HxCDD-13C	2.00	NA
1,2,3,4,7,8-HxCDD	5.5	-----	0.42		2,3,7,8-TCDD-37Cl4	0.20	76
1,2,3,6,7,8-HxCDD	25.0	-----	0.51				
1,2,3,7,8,9-HxCDD	9.9	-----	0.49				
Total HxCDD	210.0	-----	0.48				
1,2,3,4,6,7,8-HpCDF	220.0	-----	0.54		Total 2,3,7,8-TCDD		
1,2,3,4,7,8,9-HpCDF	22.0	-----	0.75		Equivalence: 31 ng/Kg		
Total HpCDF	830.0	-----	0.65		(Using 2005 WHO Factors - Using PRL/2 where ND)		
1,2,3,4,6,7,8-HpCDD	700.0	-----	1.20				
Total HpCDD	1300.0	-----	1.20				
OCDF	860.0	-----	1.30				
OCDD	8100.0	-----	0.32	E			

Conc = Concentration (Totals include 2,3,7,8-substituted isomers).
EMPC = Estimated Maximum Possible Concentration
RL = Reporting Limit.
ND = Not Detected
NA = Not Applicable
NC = Not Calculated

Results reported on a dry weight basis and are valid to no more than 2 significant figures.
J = Estimated value
P = PCDE Interference
E = Exceeds calibration range

REPORT OF LABORATORY ANALYSIS

This report shall not be reproduced, except in full,
without the written consent of Pace Analytical Services, Inc.

Pace Analytical Services, Inc.
1700 Elm Street - Suite 200
Minneapolis, MN 55414

Tel: 612-607-1700
Fax: 612- 607-6444

Method 8290 Sample Analysis Results

Client - PASI Seattle

Client's Sample ID	SPL-27-4		
Lab Sample ID	256547004		
Filename	U110222B_09		
Injected By	BAL		
Total Amount Extracted	10.9 g	Matrix	Solid
% Moisture	8.0	Dilution	NA
Dry Weight Extracted	10.0 g	Collected	02/09/2011 13:35
ICAL ID	U101204A	Received	02/11/2011 10:03
CCal Filename(s)	U110222B_02 & U110222B_17	Extracted	02/17/2011 17:00
Method Blank ID	BLANK-27910	Analyzed	02/23/2011 00:04

Native Isomers	Conc ng/Kg	EMPC ng/Kg	RL ng/Kg		Internal Standards	ng's Added	Percent Recovery
2,3,7,8-TCDF	1.70	-----	0.24		2,3,7,8-TCDF-13C	2.00	62
Total TCDF	30.00	-----	0.24		2,3,7,8-TCDD-13C	2.00	78
					1,2,3,7,8-PeCDF-13C	2.00	67
2,3,7,8-TCDD	0.57	-----	0.31	J	2,3,4,7,8-PeCDF-13C	2.00	69
Total TCDD	30.00	-----	0.31		1,2,3,7,8-PeCDD-13C	2.00	83
					1,2,3,4,7,8-HxCDF-13C	2.00	77
1,2,3,7,8-PeCDF	1.90	-----	0.46	J	1,2,3,6,7,8-HxCDF-13C	2.00	72
2,3,4,7,8-PeCDF	5.60	-----	0.37		2,3,4,6,7,8-HxCDF-13C	2.00	74
Total PeCDF	52.00	-----	0.42		1,2,3,7,8,9-HxCDF-13C	2.00	65
					1,2,3,4,7,8-HxCDD-13C	2.00	96
1,2,3,7,8-PeCDD	2.20	-----	0.32	J	1,2,3,6,7,8-HxCDD-13C	2.00	70
Total PeCDD	41.00	-----	0.32		1,2,3,4,6,7,8-HpCDF-13C	2.00	79
					1,2,3,4,7,8,9-HpCDF-13C	2.00	78
1,2,3,4,7,8-HxCDF	8.90	-----	0.25		1,2,3,4,6,7,8-HpCDD-13C	2.00	92
1,2,3,6,7,8-HxCDF	4.10	-----	0.25	J	OCDD-13C	4.00	79
2,3,4,6,7,8-HxCDF	4.60	-----	0.25	J			
1,2,3,7,8,9-HxCDF	2.60	-----	0.17	J	1,2,3,4-TCDD-13C	2.00	NA
Total HxCDF	120.00	-----	0.23		1,2,3,7,8,9-HxCDD-13C	2.00	NA
1,2,3,4,7,8-HxCDD	3.30	-----	0.33	J	2,3,7,8-TCDD-37Cl4	0.20	74
1,2,3,6,7,8-HxCDD	11.00	-----	0.40				
1,2,3,7,8,9-HxCDD	4.60	-----	0.39	J			
Total HxCDD	96.00	-----	0.37				
1,2,3,4,6,7,8-HpCDF	69.00	-----	0.37		Total 2,3,7,8-TCDD		
1,2,3,4,7,8,9-HpCDF	5.80	-----	0.36		Equivalence: 13 ng/Kg		
Total HpCDF	240.00	-----	0.36		(Using 2005 WHO Factors - Using PRL/2 where ND)		
1,2,3,4,6,7,8-HpCDD	290.00	-----	0.61				
Total HpCDD	590.00	-----	0.61				
OCDF	250.00	-----	1.30				
OCDD	3400.00	-----	3.70				

Conc = Concentration (Totals include 2,3,7,8-substituted isomers).
EMPC = Estimated Maximum Possible Concentration
RL = Reporting Limit.

ND = Not Detected
NA = Not Applicable
NC = Not Calculated

Results reported on a dry weight basis and are valid to no more than 2 significant figures.
J = Estimated value

REPORT OF LABORATORY ANALYSIS

This report shall not be reproduced, except in full,
without the written consent of Pace Analytical Services, Inc.

Pace Analytical Services, Inc.
1700 Elm Street - Suite 200
Minneapolis, MN 55414

Tel: 612-607-1700
Fax: 612- 607-6444

Method 8290 Sample Analysis Results

Client - PASI Seattle

Client's Sample ID	SPL-27-5		
Lab Sample ID	256547005		
Filename	U110222B_10		
Injected By	BAL		
Total Amount Extracted	11.3 g	Matrix	Solid
% Moisture	9.7	Dilution	NA
Dry Weight Extracted	10.2 g	Collected	02/09/2011 14:00
ICAL ID	U101204A	Received	02/11/2011 10:03
CCal Filename(s)	U110222B_02 & U110222B_17	Extracted	02/17/2011 17:00
Method Blank ID	BLANK-27910	Analyzed	02/23/2011 00:52

Native Isomers	Conc ng/Kg	EMPC ng/Kg	RL ng/Kg		Internal Standards	ng's Added	Percent Recovery
2,3,7,8-TCDF	2.3	-----	0.32		2,3,7,8-TCDF-13C	2.00	62
Total TCDF	38.0	-----	0.32		2,3,7,8-TCDD-13C	2.00	74
					1,2,3,7,8-PeCDF-13C	2.00	68
2,3,7,8-TCDD	-----	0.56	0.33	I	2,3,4,7,8-PeCDF-13C	2.00	70
Total TCDD	38.0	-----	0.33		1,2,3,7,8-PeCDD-13C	2.00	85
					1,2,3,4,7,8-HxCDF-13C	2.00	84
1,2,3,7,8-PeCDF	2.3	-----	0.48	J	1,2,3,6,7,8-HxCDF-13C	2.00	71
2,3,4,7,8-PeCDF	6.4	-----	0.38		2,3,4,6,7,8-HxCDF-13C	2.00	75
Total PeCDF	59.0	-----	0.43		1,2,3,7,8,9-HxCDF-13C	2.00	67
					1,2,3,4,7,8-HxCDD-13C	2.00	108
1,2,3,7,8-PeCDD	3.1	-----	0.50	J	1,2,3,6,7,8-HxCDD-13C	2.00	68
Total PeCDD	47.0	-----	0.50		1,2,3,4,6,7,8-HpCDF-13C	2.00	80
					1,2,3,4,7,8,9-HpCDF-13C	2.00	76
1,2,3,4,7,8-HxCDF	7.4	-----	0.36		1,2,3,4,6,7,8-HpCDD-13C	2.00	91
1,2,3,6,7,8-HxCDF	4.3	-----	0.28	J	OCDD-13C	4.00	76
2,3,4,6,7,8-HxCDF	4.9	-----	0.29				
1,2,3,7,8,9-HxCDF	2.7	-----	0.25	J	1,2,3,4-TCDD-13C	2.00	NA
Total HxCDF	120.0	-----	0.29		1,2,3,7,8,9-HxCDD-13C	2.00	NA
1,2,3,4,7,8-HxCDD	4.0	-----	0.34	J	2,3,7,8-TCDD-37Cl4	0.20	73
1,2,3,6,7,8-HxCDD	12.0	-----	0.32				
1,2,3,7,8,9-HxCDD	4.7	-----	0.28	J			
Total HxCDD	110.0	-----	0.32				
1,2,3,4,6,7,8-HpCDF	64.0	-----	0.33		Total 2,3,7,8-TCDD		
1,2,3,4,7,8,9-HpCDF	5.2	-----	0.59		Equivalence: 15 ng/Kg		
Total HpCDF	200.0	-----	0.46		(Using 2005 WHO Factors - Using PRL/2 where ND)		
1,2,3,4,6,7,8-HpCDD	340.0	-----	0.96				
Total HpCDD	800.0	-----	0.96				
OCDF	240.0	-----	0.79				
OCDD	4000.0	-----	0.33				

Conc = Concentration (Totals include 2,3,7,8-substituted isomers).
EMPC = Estimated Maximum Possible Concentration
RL = Reporting Limit.

ND = Not Detected
NA = Not Applicable
NC = Not Calculated

Results reported on a dry weight basis and are valid to no more than 2 significant figures.
J = Estimated value
I = Interference present

REPORT OF LABORATORY ANALYSIS

This report shall not be reproduced, except in full,
without the written consent of Pace Analytical Services, Inc.

Pace Analytical Services, Inc.
1700 Elm Street - Suite 200
Minneapolis, MN 55414

Tel: 612-607-1700
Fax: 612- 607-6444

Method 8290 Sample Analysis Results

Client - PASI Seattle

Client's Sample ID	SPL-28-1		
Lab Sample ID	256547006		
Filename	U110222B_11		
Injected By	BAL		
Total Amount Extracted	11.0 g	Matrix	Solid
% Moisture	9.1	Dilution	NA
Dry Weight Extracted	10.00 g	Collected	02/09/2011 14:12
ICAL ID	U101204A	Received	02/11/2011 10:03
CCal Filename(s)	U110222B_02 & U110222B_17	Extracted	02/17/2011 17:00
Method Blank ID	BLANK-27910	Analyzed	02/23/2011 01:39

Native Isomers	Conc ng/Kg	EMPC ng/Kg	RL ng/Kg		Internal Standards	ng's Added	Percent Recovery
2,3,7,8-TCDF	1.1	-----	0.21		2,3,7,8-TCDF-13C	2.00	63
Total TCDF	18.0	-----	0.21		2,3,7,8-TCDD-13C	2.00	82
					1,2,3,7,8-PeCDF-13C	2.00	69
2,3,7,8-TCDD	ND	-----	0.27		2,3,4,7,8-PeCDF-13C	2.00	71
Total TCDD	14.0	-----	0.27		1,2,3,7,8-PeCDD-13C	2.00	85
					1,2,3,4,7,8-HxCDF-13C	2.00	78
1,2,3,7,8-PeCDF	1.1	-----	0.53	J	1,2,3,6,7,8-HxCDF-13C	2.00	64
2,3,4,7,8-PeCDF	4.0	-----	0.40	J	2,3,4,6,7,8-HxCDF-13C	2.00	67
Total PeCDF	43.0	-----	0.46		1,2,3,7,8,9-HxCDF-13C	2.00	60
					1,2,3,4,7,8-HxCDD-13C	2.00	92
1,2,3,7,8-PeCDD	1.5	-----	0.30	J	1,2,3,6,7,8-HxCDD-13C	2.00	68
Total PeCDD	19.0	-----	0.30		1,2,3,4,6,7,8-HpCDF-13C	2.00	74
					1,2,3,4,7,8,9-HpCDF-13C	2.00	69
1,2,3,4,7,8-HxCDF	5.0	-----	0.24		1,2,3,4,6,7,8-HpCDD-13C	2.00	85
1,2,3,6,7,8-HxCDF	2.1	-----	0.27	J	OCDD-13C	4.00	69
2,3,4,6,7,8-HxCDF	3.7	-----	0.28	J			
1,2,3,7,8,9-HxCDF	2.0	-----	0.33	J	1,2,3,4-TCDD-13C	2.00	NA
Total HxCDF	66.0	-----	0.28		1,2,3,7,8,9-HxCDD-13C	2.00	NA
1,2,3,4,7,8-HxCDD	2.1	-----	0.32	J	2,3,7,8-TCDD-37Cl4	0.20	80
1,2,3,6,7,8-HxCDD	7.8	-----	0.43				
1,2,3,7,8,9-HxCDD	2.9	-----	0.41	J			
Total HxCDD	64.0	-----	0.39				
1,2,3,4,6,7,8-HpCDF	61.0	-----	0.31		Total 2,3,7,8-TCDD		
1,2,3,4,7,8,9-HpCDF	4.7	-----	0.33	J	Equivalence: 9.3 ng/Kg		
Total HpCDF	87.0	-----	0.32		(Using 2005 WHO Factors - Using PRL/2 where ND)		
1,2,3,4,6,7,8-HpCDD	230.0	-----	0.73				
Total HpCDD	470.0	-----	0.73				
OCDF	230.0	-----	0.25				
OCDD	2400.0	-----	0.46				

Conc = Concentration (Totals include 2,3,7,8-substituted isomers).
EMPC = Estimated Maximum Possible Concentration
RL = Reporting Limit.

ND = Not Detected
NA = Not Applicable
NC = Not Calculated

Results reported on a dry weight basis and are valid to no more than 2 significant figures.
J = Estimated value

REPORT OF LABORATORY ANALYSIS

This report shall not be reproduced, except in full,
without the written consent of Pace Analytical Services, Inc.

Pace Analytical Services, Inc.
1700 Elm Street - Suite 200
Minneapolis, MN 55414

Tel: 612-607-1700
Fax: 612- 607-6444

Method 8290 Sample Analysis Results

Client - PASI Seattle

Client's Sample ID	SPL-28-2		
Lab Sample ID	256547007		
Filename	U110222B_12		
Injected By	BAL		
Total Amount Extracted	11.0 g	Matrix	Solid
% Moisture	8.6	Dilution	NA
Dry Weight Extracted	10.1 g	Collected	02/09/2011 14:23
ICAL ID	U101204A	Received	02/11/2011 10:03
CCal Filename(s)	U110222B_02 & U110222B_17	Extracted	02/17/2011 17:00
Method Blank ID	BLANK-27910	Analyzed	02/23/2011 02:27

Native Isomers	Conc ng/Kg	EMPC ng/Kg	RL ng/Kg		Internal Standards	ng's Added	Percent Recovery
2,3,7,8-TCDF	0.90	-----	0.27	J	2,3,7,8-TCDF-13C	2.00	64
Total TCDF	17.00	-----	0.27		2,3,7,8-TCDD-13C	2.00	77
					1,2,3,7,8-PeCDF-13C	2.00	72
2,3,7,8-TCDD	0.33	-----	0.26	J	2,3,4,7,8-PeCDF-13C	2.00	74
Total TCDD	16.00	-----	0.26		1,2,3,7,8-PeCDD-13C	2.00	88
					1,2,3,4,7,8-HxCDF-13C	2.00	76
1,2,3,7,8-PeCDF	1.60	-----	0.38	J	1,2,3,6,7,8-HxCDF-13C	2.00	71
2,3,4,7,8-PeCDF	5.20	-----	0.34		2,3,4,6,7,8-HxCDF-13C	2.00	72
Total PeCDF	56.00	-----	0.36		1,2,3,7,8,9-HxCDF-13C	2.00	67
					1,2,3,4,7,8-HxCDD-13C	2.00	88
1,2,3,7,8-PeCDD	1.20	-----	0.29	J	1,2,3,6,7,8-HxCDD-13C	2.00	76
Total PeCDD	24.00	-----	0.29		1,2,3,4,6,7,8-HpCDF-13C	2.00	76
					1,2,3,4,7,8,9-HpCDF-13C	2.00	75
1,2,3,4,7,8-HxCDF	-----	16	0.28	P	1,2,3,4,6,7,8-HpCDD-13C	2.00	90
1,2,3,6,7,8-HxCDF	4.40	-----	0.60	J	OCDD-13C	4.00	73
2,3,4,6,7,8-HxCDF	5.10	-----	0.40				
1,2,3,7,8,9-HxCDF	3.40	-----	0.19	J	1,2,3,4-TCDD-13C	2.00	NA
Total HxCDF	210.00	-----	0.37		1,2,3,7,8,9-HxCDD-13C	2.00	NA
1,2,3,4,7,8-HxCDD	2.00	-----	0.28	J	2,3,7,8-TCDD-37Cl4	0.20	73
1,2,3,6,7,8-HxCDD	11.00	-----	0.28				
1,2,3,7,8,9-HxCDD	3.50	-----	0.31	J			
Total HxCDD	90.00	-----	0.29				
1,2,3,4,6,7,8-HpCDF	110.00	-----	0.34		Total 2,3,7,8-TCDD		
1,2,3,4,7,8,9-HpCDF	8.10	-----	0.44		Equivalence: 12 ng/Kg		
Total HpCDF	390.00	-----	0.39		(Using 2005 WHO Factors - Using PRL/2 where ND)		
1,2,3,4,6,7,8-HpCDD	370.00	-----	0.81				
Total HpCDD	770.00	-----	0.81				
OCDF	420.00	-----	0.75				
OCDD	4000.00	-----	3.30				

Conc = Concentration (Totals include 2,3,7,8-substituted isomers).
EMPC = Estimated Maximum Possible Concentration
RL = Reporting Limit.

ND = Not Detected
NA = Not Applicable
NC = Not Calculated

Results reported on a dry weight basis and are valid to no more than 2 significant figures.
J = Estimated value
P = PCDE Interference

REPORT OF LABORATORY ANALYSIS

This report shall not be reproduced, except in full,
without the written consent of Pace Analytical Services, Inc.

Pace Analytical Services, Inc.
1700 Elm Street - Suite 200
Minneapolis, MN 55414

Tel: 612-607-1700
Fax: 612- 607-6444

Method 8290 Sample Analysis Results

Client - PASI Seattle

Client's Sample ID	SPL-28-3		
Lab Sample ID	256547008		
Filename	U110222B_13		
Injected By	BAL		
Total Amount Extracted	12.5 g	Matrix	Solid
% Moisture	17.0	Dilution	NA
Dry Weight Extracted	10.4 g	Collected	02/09/2011 14:34
ICAL ID	U101204A	Received	02/11/2011 10:03
CCal Filename(s)	U110222B_02 & U110222B_17	Extracted	02/17/2011 17:00
Method Blank ID	BLANK-27910	Analyzed	02/23/2011 03:15

Native Isomers	Conc ng/Kg	EMPC ng/Kg	RL ng/Kg		Internal Standards	ng's Added	Percent Recovery
2,3,7,8-TCDF	1.00	-----	0.37		2,3,7,8-TCDF-13C	2.00	67
Total TCDF	17.00	-----	0.37		2,3,7,8-TCDD-13C	2.00	83
					1,2,3,7,8-PeCDF-13C	2.00	75
2,3,7,8-TCDD	0.37	-----	0.20	J	2,3,4,7,8-PeCDF-13C	2.00	77
Total TCDD	12.00	-----	0.20		1,2,3,7,8-PeCDD-13C	2.00	92
					1,2,3,4,7,8-HxCDF-13C	2.00	85
1,2,3,7,8-PeCDF	1.10	-----	0.28	J	1,2,3,6,7,8-HxCDF-13C	2.00	70
2,3,4,7,8-PeCDF	4.10	-----	0.32	J	2,3,4,6,7,8-HxCDF-13C	2.00	72
Total PeCDF	41.00	-----	0.30		1,2,3,7,8,9-HxCDF-13C	2.00	63
					1,2,3,4,7,8-HxCDD-13C	2.00	98
1,2,3,7,8-PeCDD	1.10	-----	0.26	J	1,2,3,6,7,8-HxCDD-13C	2.00	73
Total PeCDD	19.00	-----	0.26		1,2,3,4,6,7,8-HpCDF-13C	2.00	79
					1,2,3,4,7,8,9-HpCDF-13C	2.00	74
1,2,3,4,7,8-HxCDF	6.00	-----	0.32		1,2,3,4,6,7,8-HpCDD-13C	2.00	89
1,2,3,6,7,8-HxCDF	2.60	-----	0.32	J	OCDD-13C	4.00	74
2,3,4,6,7,8-HxCDF	3.70	-----	0.29	J			
1,2,3,7,8,9-HxCDF	2.00	-----	0.18	J	1,2,3,4-TCDD-13C	2.00	NA
Total HxCDF	63.00	-----	0.28		1,2,3,7,8,9-HxCDD-13C	2.00	NA
1,2,3,4,7,8-HxCDD	2.20	-----	0.24	J	2,3,7,8-TCDD-37Cl4	0.20	80
1,2,3,6,7,8-HxCDD	8.20	-----	0.39				
1,2,3,7,8,9-HxCDD	3.00	-----	0.26	J			
Total HxCDD	67.00	-----	0.30				
1,2,3,4,6,7,8-HpCDF	66.00	-----	0.24		Total 2,3,7,8-TCDD		
1,2,3,4,7,8,9-HpCDF	5.60	-----	0.33		Equivalence: 9.5 ng/Kg		
Total HpCDF	140.00	-----	0.28		(Using 2005 WHO Factors - Using PRL/2 where ND)		
1,2,3,4,6,7,8-HpCDD	240.00	-----	0.73				
Total HpCDD	500.00	-----	0.73				
OCDF	260.00	-----	0.80				
OCDD	2800.00	-----	0.35				

Conc = Concentration (Totals include 2,3,7,8-substituted isomers).
EMPC = Estimated Maximum Possible Concentration
RL = Reporting Limit.
ND = Not Detected
NA = Not Applicable
NC = Not Calculated

Results reported on a dry weight basis and are valid to no more than 2 significant figures.
J = Estimated value

REPORT OF LABORATORY ANALYSIS

This report shall not be reproduced, except in full,
without the written consent of Pace Analytical Services, Inc.

Pace Analytical Services, Inc.
1700 Elm Street - Suite 200
Minneapolis, MN 55414

Tel: 612-607-1700
Fax: 612- 607-6444

Method 8290 Sample Analysis Results

Client - PASI Seattle

Client's Sample ID	SPL-28-4		
Lab Sample ID	256547009		
Filename	U110222B_14		
Injected By	BAL		
Total Amount Extracted	11.6 g	Matrix	Solid
% Moisture	9.9	Dilution	NA
Dry Weight Extracted	10.5 g	Collected	02/09/2011 14:45
ICAL ID	U101204A	Received	02/11/2011 10:03
CCal Filename(s)	U110222B_02 & U110222B_17	Extracted	02/17/2011 17:00
Method Blank ID	BLANK-27910	Analyzed	02/23/2011 04:02

Native Isomers	Conc ng/Kg	EMPC ng/Kg	RL ng/Kg		Internal Standards	ng's Added	Percent Recovery
2,3,7,8-TCDF	0.95	-----	0.27	J	2,3,7,8-TCDF-13C	2.00	68
Total TCDF	18.00	-----	0.27		2,3,7,8-TCDD-13C	2.00	84
					1,2,3,7,8-PeCDF-13C	2.00	75
2,3,7,8-TCDD	0.36	-----	0.25	J	2,3,4,7,8-PeCDF-13C	2.00	75
Total TCDD	12.00	-----	0.25		1,2,3,7,8-PeCDD-13C	2.00	88
					1,2,3,4,7,8-HxCDF-13C	2.00	81
1,2,3,7,8-PeCDF	1.40	-----	0.43	J	1,2,3,6,7,8-HxCDF-13C	2.00	73
2,3,4,7,8-PeCDF	4.00	-----	0.34	J	2,3,4,6,7,8-HxCDF-13C	2.00	75
Total PeCDF	41.00	-----	0.39		1,2,3,7,8,9-HxCDF-13C	2.00	63
					1,2,3,4,7,8-HxCDD-13C	2.00	101
1,2,3,7,8-PeCDD	1.00	-----	0.29	J	1,2,3,6,7,8-HxCDD-13C	2.00	72
Total PeCDD	17.00	-----	0.29		1,2,3,4,6,7,8-HpCDF-13C	2.00	76
					1,2,3,4,7,8,9-HpCDF-13C	2.00	73
1,2,3,4,7,8-HxCDF	6.70	-----	0.29		1,2,3,4,6,7,8-HpCDD-13C	2.00	86
1,2,3,6,7,8-HxCDF	3.30	-----	0.36	J	OCDD-13C	4.00	71
2,3,4,6,7,8-HxCDF	4.30	-----	0.32	J			
1,2,3,7,8,9-HxCDF	2.10	-----	0.30	J	1,2,3,4-TCDD-13C	2.00	NA
Total HxCDF	59.00	-----	0.32		1,2,3,7,8,9-HxCDD-13C	2.00	NA
1,2,3,4,7,8-HxCDD	1.90	-----	0.22	J	2,3,7,8-TCDD-37Cl4	0.20	83
1,2,3,6,7,8-HxCDD	7.40	-----	0.33				
1,2,3,7,8,9-HxCDD	3.00	-----	0.37	J			
Total HxCDD	62.00	-----	0.31				
1,2,3,4,6,7,8-HpCDF	69.00	-----	0.50		Total 2,3,7,8-TCDD		
1,2,3,4,7,8,9-HpCDF	5.60	-----	0.45		Equivalence: 9.3 ng/Kg		
Total HpCDF	220.00	-----	0.48		(Using 2005 WHO Factors - Using PRL/2 where ND)		
1,2,3,4,6,7,8-HpCDD	220.00	-----	0.69				
Total HpCDD	440.00	-----	0.69				
OCDF	240.00	-----	0.59				
OCDD	2600.00	-----	1.70				

Conc = Concentration (Totals include 2,3,7,8-substituted isomers).
EMPC = Estimated Maximum Possible Concentration
RL = Reporting Limit.
ND = Not Detected
NA = Not Applicable
NC = Not Calculated

Results reported on a dry weight basis and are valid to no more than 2 significant figures.
J = Estimated value

REPORT OF LABORATORY ANALYSIS

This report shall not be reproduced, except in full,
without the written consent of Pace Analytical Services, Inc.

Pace Analytical Services, Inc.
1700 Elm Street - Suite 200
Minneapolis, MN 55414

Tel: 612-607-1700
Fax: 612- 607-6444

Method 8290 Blank Analysis Results

Lab Sample ID	BLANK-27910	Matrix	Solid
Filename	U110222B_05	Dilution	NA
Total Amount Extracted	10.0 g	Extracted	02/17/2011 17:00
ICAL ID	U101204A	Analyzed	02/22/2011 20:54
CCal Filename(s)	U110222B_02 & U110222B_17	Injected By	BAL

Native Isomers	Conc ng/Kg	EMPC ng/Kg	RL ng/Kg	Internal Standards	ng's Added	Percent Recovery
2,3,7,8-TCDF	ND	-----	0.140	2,3,7,8-TCDF-13C	2.00	59
Total TCDF	ND	-----	0.140	2,3,7,8-TCDD-13C	2.00	80
				1,2,3,7,8-PeCDF-13C	2.00	67
2,3,7,8-TCDD	ND	-----	0.200	2,3,4,7,8-PeCDF-13C	2.00	69
Total TCDD	ND	-----	0.200	1,2,3,7,8-PeCDD-13C	2.00	86
				1,2,3,4,7,8-HxCDF-13C	2.00	69
1,2,3,7,8-PeCDF	ND	-----	0.130	1,2,3,6,7,8-HxCDF-13C	2.00	71
2,3,4,7,8-PeCDF	ND	-----	0.120	2,3,4,6,7,8-HxCDF-13C	2.00	71
Total PeCDF	ND	-----	0.120	1,2,3,7,8,9-HxCDF-13C	2.00	65
				1,2,3,4,7,8-HxCDD-13C	2.00	80
1,2,3,7,8-PeCDD	ND	-----	0.140	1,2,3,6,7,8-HxCDD-13C	2.00	85
Total PeCDD	ND	-----	0.140	1,2,3,4,6,7,8-HpCDF-13C	2.00	82
				1,2,3,4,7,8,9-HpCDF-13C	2.00	76
1,2,3,4,7,8-HxCDF	ND	-----	0.100	1,2,3,4,6,7,8-HpCDD-13C	2.00	95
1,2,3,6,7,8-HxCDF	ND	-----	0.086	OCDD-13C	4.00	73
2,3,4,6,7,8-HxCDF	ND	-----	0.088			
1,2,3,7,8,9-HxCDF	ND	-----	0.120	1,2,3,4-TCDD-13C	2.00	NA
Total HxCDF	ND	-----	0.098	1,2,3,7,8,9-HxCDD-13C	2.00	NA
1,2,3,4,7,8-HxCDD	ND	-----	0.160	2,3,7,8-TCDD-37Cl4	0.20	75
1,2,3,6,7,8-HxCDD	ND	-----	0.160			
1,2,3,7,8,9-HxCDD	ND	-----	0.150			
Total HxCDD	ND	-----	0.160			
1,2,3,4,6,7,8-HpCDF	ND	-----	0.100	Total 2,3,7,8-TCDD		
1,2,3,4,7,8,9-HpCDF	ND	-----	0.160	Equivalence: 0.24 ng/Kg		
Total HpCDF	ND	-----	0.130	(Using 2005 WHO Factors - Using PRL/2 where ND)		
1,2,3,4,6,7,8-HpCDD	ND	-----	0.210			
Total HpCDD	ND	-----	0.210			
OCDF	-----	0.35	0.170 I			
OCDD	-----	0.83	0.280 I			

Conc = Concentration (Totals include 2,3,7,8-substituted isomers).
EMPC = Estimated Maximum Possible Concentration
RL = Reporting Limit

Results reported on a dry weight basis and are valid to no more than 2 significant figures.
I = Interference present

REPORT OF LABORATORY ANALYSIS

This report shall not be reproduced, except in full,
without the written consent of Pace Analytical Services, Inc.

Pace Analytical Services, Inc.
1700 Elm Street - Suite 200
Minneapolis, MN 55414

Tel: 612-607-1700
Fax: 612- 607-6444

Method 8290 Laboratory Control Spike Results

Lab Sample ID	LCS-27911		
Filename	U110222B_03	Matrix	Solid
Total Amount Extracted	10.5 g	Dilution	NA
ICAL ID	U101204A	Extracted	02/17/2011 17:00
CCal Filename(s)	U110222B_02 & U110222B_17	Analyzed	02/22/2011 19:21
Method Blank ID	BLANK-27910	Injected By	BAL

Native Isomers	**Qs** (ng)	**Qm** (ng)	% Rec.	**Internal Standards**	**ng's Added**	**Percent Recovery**
2,3,7,8-TCDF	0.20	0.21	107	2,3,7,8-TCDF-13C	2.0	58
Total TCDF				2,3,7,8-TCDD-13C	2.0	77
				1,2,3,7,8-PeCDF-13C	2.0	65
2,3,7,8-TCDD	0.20	0.17	85	2,3,4,7,8-PeCDF-13C	2.0	65
Total TCDD				1,2,3,7,8-PeCDD-13C	2.0	81
				1,2,3,4,7,8-HxCDF-13C	2.0	68
1,2,3,7,8-PeCDF	1.0	1.0	102	1,2,3,6,7,8-HxCDF-13C	2.0	69
2,3,4,7,8-PeCDF	1.0	1.0	102	2,3,4,6,7,8-HxCDF-13C	2.0	71
Total PeCDF				1,2,3,7,8,9-HxCDF-13C	2.0	64
				1,2,3,4,7,8-HxCDD-13C	2.0	81
1,2,3,7,8-PeCDD	1.0	0.89	89	1,2,3,6,7,8-HxCDD-13C	2.0	83
Total PeCDD				1,2,3,4,6,7,8-HpCDF-13C	2.0	81
				1,2,3,4,7,8,9-HpCDF-13C	2.0	77
1,2,3,4,7,8-HxCDF	1.0	1.0	103	1,2,3,4,6,7,8-HpCDD-13C	2.0	97
1,2,3,6,7,8-HxCDF	1.0	1.1	108	OCDD-13C	4.0	77
2,3,4,6,7,8-HxCDF	1.0	1.0	104			
1,2,3,7,8,9-HxCDF	1.0	1.1	107	1,2,3,4-TCDD-13C	2.0	NA
Total HxCDF				1,2,3,7,8,9-HxCDD-13C	2.0	NA
1,2,3,4,7,8-HxCDD	1.0	0.95	95	2,3,7,8-TCDD-37Cl4	0.20	74
1,2,3,6,7,8-HxCDD	1.0	0.97	97			
1,2,3,7,8,9-HxCDD	1.0	0.93	93			
Total HxCDD						
1,2,3,4,6,7,8-HpCDF	1.0	1.0	101			
1,2,3,4,7,8,9-HpCDF	1.0	0.96	96			
Total HpCDF						
1,2,3,4,6,7,8-HpCDD	1.0	0.89	89			
Total HpCDD						
OCDF	2.0	1.8	91			
OCDD	2.0	2.1	106			

Qs = Quantity Spiked
Qm = Quantity Measured
Rec. = Recovery (Expressed as Percent)
R = Recovery outside of target range

Y = RF averaging used in calculations
Nn = Value obtained from additional analysis
NA = Not Applicable
* = See Discussion

REPORT OF LABORATORY ANALYSIS

This report shall not be reproduced, except in full,
without the written consent of Pace Analytical Services, Inc.

Pace Analytical Services, Inc.
1700 Elm Street - Suite 200
Minneapolis, MN 55414

Tel: 612-607-1700
Fax: 612- 607-6444

Method 8290 Spiked Sample Report

Client - PASI Seattle

Client's Sample ID	SPL-27-3-MS		
Lab Sample ID	256547003-MS		
Filename	U110222B_15	Matrix	Solid
Total Amount Extracted	10.9 g	Dilution	NA
ICAL ID	U101204A	Extracted	02/17/2011 17:00
CCal Filename(s)	U110222B_02 & U110222B_17	Analyzed	02/23/2011 04:50
Method Blank ID	BLANK-27910	Injected By	BAL

Native Isomers	**Qs** (ng)	**Qm** (ng)	% Rec.	**Internal Standards**	**ng's Added**	**Percent Recovery**
2,3,7,8-TCDF	0.20	0.26	132	2,3,7,8-TCDF-13C	2.00	59
				2,3,7,8-TCDD-13C	2.00	76
				1,2,3,7,8-PeCDF-13C	2.00	71
2,3,7,8-TCDD	0.20	0.20	98	2,3,4,7,8-PeCDF-13C	2.00	65
				1,2,3,7,8-PeCDD-13C	2.00	81
				1,2,3,4,7,8-HxCDF-13C	2.00	81
1,2,3,7,8-PeCDF	1.00	1.08	108	1,2,3,6,7,8-HxCDF-13C	2.00	76
2,3,4,7,8-PeCDF	1.00	1.22	122	2,3,4,6,7,8-HxCDF-13C	2.00	67
				1,2,3,7,8,9-HxCDF-13C	2.00	64
				1,2,3,4,7,8-HxCDD-13C	2.00	86
1,2,3,7,8-PeCDD	1.00	0.97	97	1,2,3,6,7,8-HxCDD-13C	2.00	85
				1,2,3,4,6,7,8-HpCDF-13C	2.00	76
				1,2,3,4,7,8,9-HpCDF-13C	2.00	68
1,2,3,4,7,8-HxCDF	1.00	1.51	151	1,2,3,4,6,7,8-HpCDD-13C	2.00	83
1,2,3,6,7,8-HxCDF	1.00	1.20	120	OCDD-13C	4.00	64
2,3,4,6,7,8-HxCDF	1.00	1.20	120			
1,2,3,7,8,9-HxCDF	1.00	1.16	116	1,2,3,4-TCDD-13C	2.00	NA
				1,2,3,7,8,9-HxCDD-13C	2.00	NA
1,2,3,4,7,8-HxCDD	1.00	1.01	101	2,3,7,8-TCDD-37Cl4	0.20	71
1,2,3,6,7,8-HxCDD	1.00	1.21	121			
1,2,3,7,8,9-HxCDD	1.00	0.99	99			
1,2,3,4,6,7,8-HpCDF	1.00	3.57	357			
1,2,3,4,7,8,9-HpCDF	1.00	1.21	121			
1,2,3,4,6,7,8-HpCDD	1.00	7.75	775			
OCDF	2.00	11.59	579			
OCDD	2.00	84.05	4203 E			

Qs = Quantity Spiked Qm = Quantity Measured Rec. = Recovery (Expressed as Percent)

Results reported on a dry weight basis and are valid to no more than 2 significant figures.
E = Exceeds calibration range

REPORT OF LABORATORY ANALYSIS

This report shall not be reproduced, except in full,
without the written consent of Pace Analytical Services, Inc.

Pace Analytical Services, Inc.
1700 Elm Street - Suite 200
Minneapolis, MN 55414

Tel: 612-607-1700
Fax: 612- 607-6444

Method 8290 Spiked Sample Report

Client - PASI Seattle

Client's Sample ID	SPL-27-3-MSD		
Lab Sample ID	256547003-MSD		
Filename	U110222B_16	Matrix	Solid
Total Amount Extracted	10.7 g	Dilution	NA
ICAL ID	U101204A	Extracted	02/17/2011 17:00
CCal Filename(s)	U110222B_02 & U110222B_17	Analyzed	02/23/2011 05:38
Method Blank ID	BLANK-27910	Injected By	BAL

Native Isomers	**Qs** (ng)	**Qm** (ng)	% Rec.	**Internal Standards**	**ng's Added**	**Percent Recovery**
2,3,7,8-TCDF	0.20	0.26	128	2,3,7,8-TCDF-13C	2.00	70
				2,3,7,8-TCDD-13C	2.00	87
				1,2,3,7,8-PeCDF-13C	2.00	78
2,3,7,8-TCDD	0.20	0.20	100	2,3,4,7,8-PeCDF-13C	2.00	77
				1,2,3,7,8-PeCDD-13C	2.00	94
				1,2,3,4,7,8-HxCDF-13C	2.00	76
1,2,3,7,8-PeCDF	1.00	1.12	112	1,2,3,6,7,8-HxCDF-13C	2.00	74
2,3,4,7,8-PeCDF	1.00	1.28	128	2,3,4,6,7,8-HxCDF-13C	2.00	73
				1,2,3,7,8,9-HxCDF-13C	2.00	70
				1,2,3,4,7,8-HxCDD-13C	2.00	84
1,2,3,7,8-PeCDD	1.00	1.01	101	1,2,3,6,7,8-HxCDD-13C	2.00	84
				1,2,3,4,6,7,8-HpCDF-13C	2.00	79
				1,2,3,4,7,8,9-HpCDF-13C	2.00	77
1,2,3,4,7,8-HxCDF	1.00	1.68	168	1,2,3,4,6,7,8-HpCDD-13C	2.00	91
1,2,3,6,7,8-HxCDF	1.00	1.25	125	OCDD-13C	4.00	77
2,3,4,6,7,8-HxCDF	1.00	1.28	128			
1,2,3,7,8,9-HxCDF	1.00	1.28	128	1,2,3,4-TCDD-13C	2.00	NA
				1,2,3,7,8,9-HxCDD-13C	2.00	NA
1,2,3,4,7,8-HxCDD	1.00	1.08	108	2,3,7,8-TCDD-37Cl4	0.20	84
1,2,3,6,7,8-HxCDD	1.00	1.28	128			
1,2,3,7,8,9-HxCDD	1.00	1.11	111			
1,2,3,4,6,7,8-HpCDF	1.00	4.25	425			
1,2,3,4,7,8,9-HpCDF	1.00	1.38	138			
1,2,3,4,6,7,8-HpCDD	1.00	9.87	987			
OCDF	2.00	19.95	998			
OCDD	2.00	120.49	6024 E			

Qs = Quantity Spiked Qm = Quantity Measured Rec. = Recovery (Expressed as Percent)

Results reported on a dry weight basis and are valid to no more than 2 significant figures.
E = Exceeds calibration range

REPORT OF LABORATORY ANALYSIS

This report shall not be reproduced, except in full,
without the written consent of Pace Analytical Services, Inc.

Pace Analytical Services, Inc.
1700 Elm Street - Suite 200
Minneapolis, MN 55414

Tel: 612-607-1700
Fax: 612- 607-6444

Method 8290 Spike Sample Results

Client - PASI Seattle

Client Sample ID	SPL-27-3			Dry Weights	
Lab Sample ID	256547003	Sample Filename	U110222B_08	Sample Amount	10.4 g
MS ID	256547003-MS	MS Filename	U110222B_15	MS Amount	10.2 g
MSD ID	256547003-MSD	MSD Filename	U110222B_16	MSD Amount	10.0 g

Analyte	Sample Conc. ng/Kg	MS/MSD Qs (ng)	MS Qm (ng)	MSD Qm (ng)	RPD	Background Subtracted MS % Rec.	MSD % Rec.	RPD
2,3,7,8-TCDF	3.566	0.20	0.26	0.26	3.0	114	110	3.1
2,3,7,8-TCDD	1.117	0.20	0.20	0.20	2.1	92	94	2.3
1,2,3,7,8-PeCDF	4.621	1.00	1.08	1.12	3.4	103	107	3.7
2,3,4,7,8-PeCDF	14.499	1.00	1.22	1.28	4.8	107	113	5.6
1,2,3,7,8-PeCDD	6.252	1.00	0.97	1.01	4.3	91	95	4.7
1,2,3,4,7,8-HxCDF	0.000	1.00	1.51	1.68	10.1	110	127	14.2
1,2,3,6,7,8-HxCDF	10.184	1.00	1.20	1.25	4.7	109	115	5.3
2,3,4,6,7,8-HxCDF	13.677	1.00	1.20	1.28	5.8	106	114	6.8
1,2,3,7,8,9-HxCDF	7.612	1.00	1.16	1.28	10.0	108	121	10.8
1,2,3,4,7,8-HxCDD	5.498	1.00	1.01	1.08	6.8	95	102	7.3
1,2,3,6,7,8-HxCDD	25.093	1.00	1.21	1.28	5.6	95	103	7.5
1,2,3,7,8,9-HxCDD	9.857	1.00	0.99	1.11	10.8	89	101	12.1
1,2,3,4,6,7,8-HpCDF	215.950	1.00	3.57	4.25	17.3	136	208	41.7
1,2,3,4,7,8,9-HpCDF	22.236	1.00	1.21	1.38	13.4	98	116	16.7
1,2,3,4,6,7,8-HpCDD	700.994	1.00	7.75	9.87	24.0	58	282	132.2
OCDF	863.205	2.00	11.59	19.95	53.0	138	564	121.6
OCDD	8072.033	2.00	84.05	120.49	35.6	72	1969	186.0

Definitions

MS = Matrix Spike
MSD = Matrix Spike Duplicate
Qm = Quantity Measured
Qs = Quantity Spiked
% Rec. = Percent Recovery
RPD = Relative Percent Difference
NA = Not Applicable
NC = Not Calculated

CDD = Chlorinated dibenzo-p-dioxin
CDF = Chlorinated dibenzo-p-furan
T = Tetra
Pe = Penta
Hx = Hexa
Hp = Hepta
O = Octa

Pace Analytical Services, Inc.
940 South Harney
Seattle, WA 98108
(206)767-5060

February 24, 2011

Joshua Johnson
Brown & Caldwell
724 Columbia St. NW#420
Olympia, WA 98501

RE: Project: East Bay Redevelopment 138130
Pace Project No.: 256549

Dear Joshua Johnson:
Enclosed are the analytical results for sample(s) received by the laboratory on February 10, 2011. The results relate only to the samples included in this report. Results reported herein conform to the most current NELAC standards, where applicable, unless otherwise narrated in the body of the report.

If you have any questions concerning this report, please feel free to contact me.

Sincerely,

Andy Brownfield for
Jennifer Gross
jennifer.gross@pacelabs.com
Project Manager

Enclosures

cc: Jon Turk, Brown & Caldwell

This report shall not be reproduced, except in full,
without the written consent of Pace Analytical Services, Inc..

Pace Analytical Services, Inc.
940 South Harney
Seattle, WA 98108
(206)767-5060

CERTIFICATIONS

Project: East Bay Redevelopment 138130
Pace Project No.: 256549

Washington Certification IDs

940 South Harney Street, Seattle, WA 98108
Alaska CS Certification #: UST-025
Alaska Drinking Water VOC Certification #: WA01230
Alaska Drinking Water Micro Certification #: WA01230
California Certification #: 01153CA
Florida/NELAP Certification #: E87617
Oregon Certification #: WA200007
Washington Certification #: C1229

This report shall not be reproduced, except in full,
without the written consent of Pace Analytical Services, Inc..

Pace Analytical Services, Inc.
940 South Harney
Seattle, WA 98108
(206)767-5060

SAMPLE ANALYTE COUNT

Project: East Bay Redevelopment 138130
Pace Project No.: 256549

Lab ID	Sample ID	Method	Analysts	Analytes Reported	Laboratory
256549001	**SPL-27-1**	NWTPH-Dx	AY1	4	PASI-S
		NWTPH-Gx	CC	3	PASI-S
		EPA 8270 by SIM	ERB	20	PASI-S
		EPA 8260	LPM	8	PASI-S
		ASTM D2974-87	DMT	1	PASI-S
256549002	**SPL-27-2**	NWTPH-Dx	AY1	6	PASI-S
		NWTPH-Gx	CC	3	PASI-S
		EPA 8270 by SIM	ERB	20	PASI-S
		EPA 8260	LPM	8	PASI-S
		ASTM D2974-87	DMT	1	PASI-S
256549003	**SPL-27-3**	NWTPH-Dx	AY1	4	PASI-S
		NWTPH-Gx	CC	3	PASI-S
		EPA 8270 by SIM	ERB	20	PASI-S
		EPA 8260	LPM	8	PASI-S
		ASTM D2974-87	DMT	1	PASI-S
256549004	**SPL-27-4**	NWTPH-Dx	AY1	4	PASI-S
		NWTPH-Gx	CC	3	PASI-S
		EPA 8270 by SIM	ERB	20	PASI-S
		EPA 8260	LPM	8	PASI-S
		ASTM D2974-87	DMT	1	PASI-S
256549005	**SPL-27-5**	NWTPH-Dx	AY1	4	PASI-S
		NWTPH-Gx	CC	3	PASI-S
		EPA 8270 by SIM	ERB	20	PASI-S
		EPA 8260	LPM	8	PASI-S
		ASTM D2974-87	DMT	1	PASI-S
256549006	**SPL-28-1**	NWTPH-Dx	AY1	4	PASI-S
		NWTPH-Gx	CC	3	PASI-S
		EPA 8270 by SIM	ERB	20	PASI-S
		EPA 8260	LPM	8	PASI-S
		ASTM D2974-87	DMT	1	PASI-S
256549007	**SPL-28-2**	NWTPH-Dx	AY1	4	PASI-S
		NWTPH-Gx	CC	3	PASI-S
		EPA 8270 by SIM	ERB	20	PASI-S
		EPA 8260	LPM	8	PASI-S
		ASTM D2974-87	DMT	1	PASI-S
256549008	**SPL-28-3**	NWTPH-Dx	AY1	4	PASI-S
		NWTPH-Gx	CC	3	PASI-S

This report shall not be reproduced, except in full,
without the written consent of Pace Analytical Services, Inc..

Pace Analytical Services, Inc.
940 South Harney
Seattle, WA 98108
(206)767-5060

SAMPLE ANALYTE COUNT

Project: East Bay Redevelopment 138130
Pace Project No.: 256549

Lab ID	Sample ID	Method	Analysts	Analytes Reported	Laboratory
		EPA 8270 by SIM	ERB	20	PASI-S
		EPA 8260	LPM	8	PASI-S
		ASTM D2974-87	DMT	1	PASI-S
256549009	**SPL-28-4**	NWTPH-Dx	AY1	4	PASI-S
		NWTPH-Gx	CC	3	PASI-S
		EPA 8270 by SIM	ERB	20	PASI-S
		EPA 8260	LPM	8	PASI-S
		ASTM D2974-87	DMT	1	PASI-S
256549010	**TB020911-B**	NWTPH-Gx	CC	3	PASI-S
		EPA 8260	LPM	8	PASI-S

This report shall not be reproduced, except in full,
without the written consent of Pace Analytical Services, Inc..

Pace Analytical Services, Inc.
940 South Harney
Seattle, WA 98108
(206)767-5060

ANALYTICAL RESULTS

Project: East Bay Redevelopment 138130
Pace Project No.: 256549

Sample: SPL-27-1 **Lab ID: 256549001** Collected: 02/09/11 12:47 Received: 02/10/11 07:45 Matrix: Solid

Results reported on a "dry-weight" basis

Parameters	Results	Units	Report Limit	DF	Prepared	Analyzed	CAS No.	Qual
NWTPH-Dx GCS SG	Analytical Method: NWTPH-Dx Preparation Method: EPA 3546							
Diesel Range SG	ND	mg/kg	21.6	1	02/11/11 11:00	02/15/11 03:55		
Motor Oil Range SG	ND	mg/kg	86.4	1	02/11/11 11:00	02/15/11 03:55	64742-65-0	
n-Octacosane (S) SG	101	%	50-150	1	02/11/11 11:00	02/15/11 03:55	630-02-4	
o-Terphenyl (S) SG	104	%	50-150	1	02/11/11 11:00	02/15/11 03:55	84-15-1	
NWTPH-Gx GCV	Analytical Method: NWTPH-Gx Preparation Method: NWTPH-Gx							
Gasoline Range Organics	ND	mg/kg	5.0	1	02/11/11 15:20	02/12/11 11:45		
a,a,a-Trifluorotoluene (S)	99	%	50-150	1	02/11/11 15:20	02/12/11 11:45	98-08-8	
4-Bromofluorobenzene (S)	90	%	50-150	1	02/11/11 15:20	02/12/11 11:45	460-00-4	
8270 MSSV PAH by SIM	Analytical Method: EPA 8270 by SIM Preparation Method: EPA 3546							
Acenaphthene	ND	ug/kg	7.2	1	02/11/11 11:55	02/14/11 22:32	83-32-9	
Acenaphthylene	**19.7**	ug/kg	7.2	1	02/11/11 11:55	02/14/11 22:32	208-96-8	
Anthracene	**27.0**	ug/kg	7.2	1	02/11/11 11:55	02/14/11 22:32	120-12-7	
Benzo(a)anthracene	**101**	ug/kg	7.2	1	02/11/11 11:55	02/14/11 22:32	56-55-3	
Benzo(a)pyrene	**112**	ug/kg	7.2	1	02/11/11 11:55	02/14/11 22:32	50-32-8	
Benzo(b)fluoranthene	**104**	ug/kg	7.2	1	02/11/11 11:55	02/14/11 22:32	205-99-2	
Benzo(g,h,i)perylene	**67.6**	ug/kg	7.2	1	02/11/11 11:55	02/14/11 22:32	191-24-2	
Benzo(k)fluoranthene	**63.3**	ug/kg	7.2	1	02/11/11 11:55	02/14/11 22:32	207-08-9	
Chrysene	**123**	ug/kg	7.2	1	02/11/11 11:55	02/14/11 22:32	218-01-9	
Dibenz(a,h)anthracene	**19.2**	ug/kg	7.2	1	02/11/11 11:55	02/14/11 22:32	53-70-3	
Fluoranthene	**162**	ug/kg	7.2	1	02/11/11 11:55	02/14/11 22:32	206-44-0	
Fluorene	**12.1**	ug/kg	7.2	1	02/11/11 11:55	02/14/11 22:32	86-73-7	
Indeno(1,2,3-cd)pyrene	**54.3**	ug/kg	7.2	1	02/11/11 11:55	02/14/11 22:32	193-39-5	
1-Methylnaphthalene	ND	ug/kg	7.2	1	02/11/11 11:55	02/14/11 22:32	90-12-0	
2-Methylnaphthalene	**9.7**	ug/kg	7.2	1	02/11/11 11:55	02/14/11 22:32	91-57-6	
Naphthalene	**16.5**	ug/kg	7.2	1	02/11/11 11:55	02/14/11 22:32	91-20-3	
Phenanthrene	**103**	ug/kg	7.2	1	02/11/11 11:55	02/14/11 22:32	85-01-8	
Pyrene	**296**	ug/kg	7.2	1	02/11/11 11:55	02/14/11 22:32	129-00-0	
2-Fluorobiphenyl (S)	47	%	31-131	1	02/11/11 11:55	02/14/11 22:32	321-60-8	
Terphenyl-d14 (S)	60	%	30-133	1	02/11/11 11:55	02/14/11 22:32	1718-51-0	
8260/5035A Volatile Organics	Analytical Method: EPA 8260							
Benzene	ND	ug/kg	2.7	1		02/11/11 13:40	71-43-2	
Ethylbenzene	ND	ug/kg	2.7	1		02/11/11 13:40	100-41-4	
Toluene	ND	ug/kg	2.7	1		02/11/11 13:40	108-88-3	
Xylene (Total)	ND	ug/kg	8.2	1		02/11/11 13:40	1330-20-7	
Dibromofluoromethane (S)	94	%	80-136	1		02/11/11 13:40	1868-53-7	
Toluene-d8 (S)	104	%	80-120	1		02/11/11 13:40	2037-26-5	
4-Bromofluorobenzene (S)	102	%	72-122	1		02/11/11 13:40	460-00-4	
1,2-Dichloroethane-d4 (S)	101	%	80-143	1		02/11/11 13:40	17060-07-0	
Percent Moisture	Analytical Method: ASTM D2974-87							
Percent Moisture	**9.9**	%	0.10	1		02/12/11 16:21		

This report shall not be reproduced, except in full,
without the written consent of Pace Analytical Services, Inc..

Pace Analytical Services, Inc.
940 South Harney
Seattle, WA 98108
(206)767-5060

ANALYTICAL RESULTS

Project: East Bay Redevelopment 138130
Pace Project No.: 256549

Sample: SPL-27-2 **Lab ID: 256549002** Collected: 02/09/11 13:05 Received: 02/10/11 07:45 Matrix: Solid

Results reported on a "dry-weight" basis

Parameters	Results	Units	Report Limit	DF	Prepared	Analyzed	CAS No.	Qual
NWTPH-Dx GCS SG	Analytical Method: NWTPH-Dx Preparation Method: EPA 3546							
Diesel Range SG	**35.0**	mg/kg	22.0	1	02/11/11 11:00	02/15/11 04:12		
Motor Oil Range SG	**212**	mg/kg	88.0	1	02/11/11 11:00	02/15/11 04:12	64742-65-0	
n-Octacosane (S)	97	%	50-150	1	02/11/11 11:00	02/15/11 04:12	630-02-4	
n-Octacosane (S) SG	97	%	50-150	1	02/11/11 11:00	02/15/11 04:12	630-02-4	
o-Terphenyl (S)	98	%	50-150	1	02/11/11 11:00	02/15/11 04:12	84-15-1	
o-Terphenyl (S) SG	98	%	50-150	1	02/11/11 11:00	02/15/11 04:12	84-15-1	
NWTPH-Gx GCV	Analytical Method: NWTPH-Gx Preparation Method: NWTPH-Gx							
Gasoline Range Organics	ND	mg/kg	6.2	1	02/11/11 15:20	02/14/11 16:53		
a,a,a-Trifluorotoluene (S)	101	%	50-150	1	02/11/11 15:20	02/14/11 16:53	98-08-8	
4-Bromofluorobenzene (S)	81	%	50-150	1	02/11/11 15:20	02/14/11 16:53	460-00-4	
8270 MSSV PAH by SIM	Analytical Method: EPA 8270 by SIM Preparation Method: EPA 3546							
Acenaphthene	**42.5**	ug/kg	7.4	1	02/11/11 11:55	02/14/11 23:27	83-32-9	
Acenaphthylene	**127**	ug/kg	7.4	1	02/11/11 11:55	02/14/11 23:27	208-96-8	
Anthracene	**256**	ug/kg	7.4	1	02/11/11 11:55	02/14/11 23:27	120-12-7	
Benzo(a)anthracene	**509**	ug/kg	7.4	1	02/11/11 11:55	02/14/11 23:27	56-55-3	
Benzo(a)pyrene	**468**	ug/kg	7.4	1	02/11/11 11:55	02/14/11 23:27	50-32-8	
Benzo(b)fluoranthene	**405**	ug/kg	7.4	1	02/11/11 11:55	02/14/11 23:27	205-99-2	
Benzo(g,h,i)perylene	**262**	ug/kg	7.4	1	02/11/11 11:55	02/14/11 23:27	191-24-2	
Benzo(k)fluoranthene	**139**	ug/kg	7.4	1	02/11/11 11:55	02/14/11 23:27	207-08-9	
Chrysene	**445**	ug/kg	7.4	1	02/11/11 11:55	02/14/11 23:27	218-01-9	
Dibenz(a,h)anthracene	**74.5**	ug/kg	7.4	1	02/11/11 11:55	02/14/11 23:27	53-70-3	
Fluoranthene	**837**	ug/kg	7.4	1	02/11/11 11:55	02/14/11 23:27	206-44-0	
Fluorene	**175**	ug/kg	7.4	1	02/11/11 11:55	02/14/11 23:27	86-73-7	
Indeno(1,2,3-cd)pyrene	**218**	ug/kg	7.4	1	02/11/11 11:55	02/14/11 23:27	193-39-5	
1-Methylnaphthalene	**49.2**	ug/kg	7.4	1	02/11/11 11:55	02/14/11 23:27	90-12-0	
2-Methylnaphthalene	**64.2**	ug/kg	7.4	1	02/11/11 11:55	02/14/11 23:27	91-57-6	
Naphthalene	**87.0**	ug/kg	7.4	1	02/11/11 11:55	02/14/11 23:27	91-20-3	
Phenanthrene	**1130**	ug/kg	7.4	1	02/11/11 11:55	02/14/11 23:27	85-01-8	
Pyrene	**1450**	ug/kg	7.4	1	02/11/11 11:55	02/14/11 23:27	129-00-0	
2-Fluorobiphenyl (S)	49	%	31-131	1	02/11/11 11:55	02/14/11 23:27	321-60-8	
Terphenyl-d14 (S)	58	%	30-133	1	02/11/11 11:55	02/14/11 23:27	1718-51-0	
8260/5035A Volatile Organics	Analytical Method: EPA 8260							
Benzene	ND	ug/kg	2.8	1		02/11/11 14:19	71-43-2	
Ethylbenzene	ND	ug/kg	2.8	1		02/11/11 14:19	100-41-4	
Toluene	ND	ug/kg	2.8	1		02/11/11 14:19	108-88-3	
Xylene (Total)	ND	ug/kg	8.3	1		02/11/11 14:19	1330-20-7	
Dibromofluoromethane (S)	94	%	80-136	1		02/11/11 14:19	1868-53-7	
Toluene-d8 (S)	96	%	80-120	1		02/11/11 14:19	2037-26-5	
4-Bromofluorobenzene (S)	99	%	72-122	1		02/11/11 14:19	460-00-4	
1,2-Dichloroethane-d4 (S)	102	%	80-143	1		02/11/11 14:19	17060-07-0	

This report shall not be reproduced, except in full,
without the written consent of Pace Analytical Services, Inc..

Pace Analytical Services, Inc.
940 South Harney
Seattle, WA 98108
(206)767-5060

ANALYTICAL RESULTS

Project: East Bay Redevelopment 138130
Pace Project No.: 256549

Sample: SPL-27-2 **Lab ID: 256549002** Collected: 02/09/11 13:05 Received: 02/10/11 07:45 Matrix: Solid

Results reported on a "dry-weight" basis

Parameters	Results	Units	Report Limit	DF	Prepared	Analyzed	CAS No.	Qual
Percent Moisture	Analytical Method: ASTM D2974-87							
Percent Moisture	**10.9**	%	0.10	1		02/12/11 16:23		

Sample: SPL-27-3 **Lab ID: 256549003** Collected: 02/09/11 13:20 Received: 02/10/11 07:45 Matrix: Solid

Results reported on a "dry-weight" basis

Parameters	Results	Units	Report Limit	DF	Prepared	Analyzed	CAS No.	Qual
NWTPH-Dx GCS SG	Analytical Method: NWTPH-Dx Preparation Method: EPA 3546							
Diesel Range SG	**23.9**	mg/kg	21.1	1	02/11/11 11:00	02/15/11 04:44		
Motor Oil Range SG	**161**	mg/kg	84.6	1	02/11/11 11:00	02/15/11 04:44	64742-65-0	
n-Octacosane (S) SG	105	%	50-150	1	02/11/11 11:00	02/15/11 04:44	630-02-4	
o-Terphenyl (S) SG	101	%	50-150	1	02/11/11 11:00	02/15/11 04:44	84-15-1	
NWTPH-Gx GCV	Analytical Method: NWTPH-Gx Preparation Method: NWTPH-Gx							
Gasoline Range Organics	ND	mg/kg	5.4	1	02/11/11 15:20	02/12/11 12:57		
a,a,a-Trifluorotoluene (S)	112	%	50-150	1	02/11/11 15:20	02/12/11 12:57	98-08-8	
4-Bromofluorobenzene (S)	99	%	50-150	1	02/11/11 15:20	02/12/11 12:57	460-00-4	
8270 MSSV PAH by SIM	Analytical Method: EPA 8270 by SIM Preparation Method: EPA 3546							
Acenaphthene	**58.3**	ug/kg	7.1	1	02/11/11 11:55	02/14/11 23:45	83-32-9	
Acenaphthylene	**12.7**	ug/kg	7.1	1	02/11/11 11:55	02/14/11 23:45	208-96-8	
Anthracene	**139**	ug/kg	7.1	1	02/11/11 11:55	02/14/11 23:45	120-12-7	
Benzo(a)anthracene	**252**	ug/kg	7.1	1	02/11/11 11:55	02/14/11 23:45	56-55-3	
Benzo(a)pyrene	**202**	ug/kg	7.1	1	02/11/11 11:55	02/14/11 23:45	50-32-8	
Benzo(b)fluoranthene	**178**	ug/kg	7.1	1	02/11/11 11:55	02/14/11 23:45	205-99-2	
Benzo(g,h,i)perylene	**118**	ug/kg	7.1	1	02/11/11 11:55	02/14/11 23:45	191-24-2	
Benzo(k)fluoranthene	**126**	ug/kg	7.1	1	02/11/11 11:55	02/14/11 23:45	207-08-9	
Chrysene	**269**	ug/kg	7.1	1	02/11/11 11:55	02/14/11 23:45	218-01-9	
Dibenz(a,h)anthracene	**41.7**	ug/kg	7.1	1	02/11/11 11:55	02/14/11 23:45	53-70-3	
Fluoranthene	**407**	ug/kg	7.1	1	02/11/11 11:55	02/14/11 23:45	206-44-0	
Fluorene	**54.7**	ug/kg	7.1	1	02/11/11 11:55	02/14/11 23:45	86-73-7	
Indeno(1,2,3-cd)pyrene	**104**	ug/kg	7.1	1	02/11/11 11:55	02/14/11 23:45	193-39-5	
1-Methylnaphthalene	**8.0**	ug/kg	7.1	1	02/11/11 11:55	02/14/11 23:45	90-12-0	
2-Methylnaphthalene	**10.8**	ug/kg	7.1	1	02/11/11 11:55	02/14/11 23:45	91-57-6	
Naphthalene	**13.0**	ug/kg	7.1	1	02/11/11 11:55	02/14/11 23:45	91-20-3	
Phenanthrene	**403**	ug/kg	7.1	1	02/11/11 11:55	02/14/11 23:45	85-01-8	
Pyrene	**574**	ug/kg	7.1	1	02/11/11 11:55	02/14/11 23:45	129-00-0	
2-Fluorobiphenyl (S)	49	%	31-131	1	02/11/11 11:55	02/14/11 23:45	321-60-8	
Terphenyl-d14 (S)	57	%	30-133	1	02/11/11 11:55	02/14/11 23:45	1718-51-0	
8260/5035A Volatile Organics	Analytical Method: EPA 8260							
Benzene	ND	ug/kg	2.9	1		02/11/11 14:39	71-43-2	
Ethylbenzene	ND	ug/kg	2.9	1		02/11/11 14:39	100-41-4	
Toluene	ND	ug/kg	2.9	1		02/11/11 14:39	108-88-3	

This report shall not be reproduced, except in full,
without the written consent of Pace Analytical Services, Inc..

Pace Analytical Services, Inc.
940 South Harney
Seattle, WA 98108
(206)767-5060

ANALYTICAL RESULTS

Project: East Bay Redevelopment 138130
Pace Project No.: 256549

Sample: SPL-27-3 **Lab ID: 256549003** Collected: 02/09/11 13:20 Received: 02/10/11 07:45 Matrix: Solid

Results reported on a "dry-weight" basis

Parameters	Results	Units	Report Limit	DF	Prepared	Analyzed	CAS No.	Qual
8260/5035A Volatile Organics	Analytical Method: EPA 8260							
Xylene (Total)	ND	ug/kg	8.8	1		02/11/11 14:39	1330-20-7	
Dibromofluoromethane (S)	93	%	80-136	1		02/11/11 14:39	1868-53-7	
Toluene-d8 (S)	103	%	80-120	1		02/11/11 14:39	2037-26-5	
4-Bromofluorobenzene (S)	102	%	72-122	1		02/11/11 14:39	460-00-4	
1,2-Dichloroethane-d4 (S)	100	%	80-143	1		02/11/11 14:39	17060-07-0	
Percent Moisture	Analytical Method: ASTM D2974-87							
Percent Moisture	**6.9**	%	0.10	1		02/12/11 16:24		

Sample: SPL-27-4 **Lab ID: 256549004** Collected: 02/09/11 13:35 Received: 02/10/11 07:45 Matrix: Solid

Results reported on a "dry-weight" basis

Parameters	Results	Units	Report Limit	DF	Prepared	Analyzed	CAS No.	Qual
NWTPH-Dx GCS SG	Analytical Method: NWTPH-Dx Preparation Method: EPA 3546							
Diesel Range SG	**24.0**	mg/kg	21.3	1	02/11/11 11:00	02/15/11 05:01		
Motor Oil Range SG	**91.7**	mg/kg	85.3	1	02/11/11 11:00	02/15/11 05:01	64742-65-0	
n-Octacosane (S) SG	106	%	50-150	1	02/11/11 11:00	02/15/11 05:01	630-02-4	
o-Terphenyl (S) SG	101	%	50-150	1	02/11/11 11:00	02/15/11 05:01	84-15-1	
NWTPH-Gx GCV	Analytical Method: NWTPH-Gx Preparation Method: NWTPH-Gx							
Gasoline Range Organics	ND	mg/kg	6.4	1	02/11/11 15:20	02/12/11 13:21		
a,a,a-Trifluorotoluene (S)	109	%	50-150	1	02/11/11 15:20	02/12/11 13:21	98-08-8	
4-Bromofluorobenzene (S)	97	%	50-150	1	02/11/11 15:20	02/12/11 13:21	460-00-4	
8270 MSSV PAH by SIM	Analytical Method: EPA 8270 by SIM Preparation Method: EPA 3546							
Acenaphthene	**33.4**	ug/kg	7.2	1	02/11/11 11:55	02/15/11 00:04	83-32-9	
Acenaphthylene	**38.6**	ug/kg	7.2	1	02/11/11 11:55	02/15/11 00:04	208-96-8	
Anthracene	**116**	ug/kg	7.2	1	02/11/11 11:55	02/15/11 00:04	120-12-7	
Benzo(a)anthracene	**194**	ug/kg	7.2	1	02/11/11 11:55	02/15/11 00:04	56-55-3	
Benzo(a)pyrene	**197**	ug/kg	7.2	1	02/11/11 11:55	02/15/11 00:04	50-32-8	
Benzo(b)fluoranthene	**144**	ug/kg	7.2	1	02/11/11 11:55	02/15/11 00:04	205-99-2	
Benzo(g,h,i)perylene	**125**	ug/kg	7.2	1	02/11/11 11:55	02/15/11 00:04	191-24-2	
Benzo(k)fluoranthene	**93.1**	ug/kg	7.2	1	02/11/11 11:55	02/15/11 00:04	207-08-9	
Chrysene	**194**	ug/kg	7.2	1	02/11/11 11:55	02/15/11 00:04	218-01-9	
Dibenz(a,h)anthracene	**31.5**	ug/kg	7.2	1	02/11/11 11:55	02/15/11 00:04	53-70-3	
Fluoranthene	**347**	ug/kg	7.2	1	02/11/11 11:55	02/15/11 00:04	206-44-0	
Fluorene	**87.4**	ug/kg	7.2	1	02/11/11 11:55	02/15/11 00:04	86-73-7	
Indeno(1,2,3-cd)pyrene	**101**	ug/kg	7.2	1	02/11/11 11:55	02/15/11 00:04	193-39-5	
1-Methylnaphthalene	**39.8**	ug/kg	7.2	1	02/11/11 11:55	02/15/11 00:04	90-12-0	
2-Methylnaphthalene	**50.7**	ug/kg	7.2	1	02/11/11 11:55	02/15/11 00:04	91-57-6	
Naphthalene	**61.2**	ug/kg	7.2	1	02/11/11 11:55	02/15/11 00:04	91-20-3	
Phenanthrene	**491**	ug/kg	7.2	1	02/11/11 11:55	02/15/11 00:04	85-01-8	
Pyrene	**556**	ug/kg	7.2	1	02/11/11 11:55	02/15/11 00:04	129-00-0	

This report shall not be reproduced, except in full,
without the written consent of Pace Analytical Services, Inc..

Pace Analytical Services, Inc.
940 South Harney
Seattle, WA 98108
(206)767-5060

ANALYTICAL RESULTS

Project: East Bay Redevelopment 138130
Pace Project No.: 256549

Sample: SPL-27-4 **Lab ID: 256549004** Collected: 02/09/11 13:35 Received: 02/10/11 07:45 Matrix: Solid

Results reported on a "dry-weight" basis

Parameters	Results	Units	Report Limit	DF	Prepared	Analyzed	CAS No.	Qual
8270 MSSV PAH by SIM	Analytical Method: EPA 8270 by SIM Preparation Method: EPA 3546							
2-Fluorobiphenyl (S)	48	%	31-131	1	02/11/11 11:55	02/15/11 00:04	321-60-8	
Terphenyl-d14 (S)	58	%	30-133	1	02/11/11 11:55	02/15/11 00:04	1718-51-0	
8260/5035A Volatile Organics	Analytical Method: EPA 8260							
Benzene	ND	ug/kg	2.9	1		02/11/11 14:59	71-43-2	
Ethylbenzene	ND	ug/kg	2.9	1		02/11/11 14:59	100-41-4	
Toluene	ND	ug/kg	2.9	1		02/11/11 14:59	108-88-3	
Xylene (Total)	ND	ug/kg	8.7	1		02/11/11 14:59	1330-20-7	
Dibromofluoromethane (S)	94	%	80-136	1		02/11/11 14:59	1868-53-7	
Toluene-d8 (S)	102	%	80-120	1		02/11/11 14:59	2037-26-5	
4-Bromofluorobenzene (S)	100	%	72-122	1		02/11/11 14:59	460-00-4	
1,2-Dichloroethane-d4 (S)	100	%	80-143	1		02/11/11 14:59	17060-07-0	
Percent Moisture	Analytical Method: ASTM D2974-87							
Percent Moisture	**7.9**	%	0.10	1		02/12/11 16:25		

Sample: SPL-27-5 **Lab ID: 256549005** Collected: 02/09/11 14:00 Received: 02/10/11 07:45 Matrix: Solid

Results reported on a "dry-weight" basis

Parameters	Results	Units	Report Limit	DF	Prepared	Analyzed	CAS No.	Qual
NWTPH-Dx GCS SG	Analytical Method: NWTPH-Dx Preparation Method: EPA 3546							
Diesel Range SG	ND	mg/kg	21.6	1	02/11/11 11:00	02/15/11 05:18		
Motor Oil Range SG	ND	mg/kg	86.2	1	02/11/11 11:00	02/15/11 05:18	64742-65-0	
n-Octacosane (S) SG	104	%	50-150	1	02/11/11 11:00	02/15/11 05:18	630-02-4	
o-Terphenyl (S) SG	102	%	50-150	1	02/11/11 11:00	02/15/11 05:18	84-15-1	
NWTPH-Gx GCV	Analytical Method: NWTPH-Gx Preparation Method: NWTPH-Gx							
Gasoline Range Organics	ND	mg/kg	5.5	1	02/17/11 14:17	02/18/11 16:51		
a,a,a-Trifluorotoluene (S)	101	%	50-150	1	02/17/11 14:17	02/18/11 16:51	98-08-8	
4-Bromofluorobenzene (S)	82	%	50-150	1	02/17/11 14:17	02/18/11 16:51	460-00-4	
8270 MSSV PAH by SIM	Analytical Method: EPA 8270 by SIM Preparation Method: EPA 3546							
Acenaphthene	ND	ug/kg	7.3	1	02/11/11 11:55	02/15/11 00:22	83-32-9	
Acenaphthylene	**15.4**	ug/kg	7.3	1	02/11/11 11:55	02/15/11 00:22	208-96-8	
Anthracene	**26.1**	ug/kg	7.3	1	02/11/11 11:55	02/15/11 00:22	120-12-7	
Benzo(a)anthracene	**64.2**	ug/kg	7.3	1	02/11/11 11:55	02/15/11 00:22	56-55-3	
Benzo(a)pyrene	**64.2**	ug/kg	7.3	1	02/11/11 11:55	02/15/11 00:22	50-32-8	
Benzo(b)fluoranthene	**57.3**	ug/kg	7.3	1	02/11/11 11:55	02/15/11 00:22	205-99-2	
Benzo(g,h,i)perylene	**46.7**	ug/kg	7.3	1	02/11/11 11:55	02/15/11 00:22	191-24-2	
Benzo(k)fluoranthene	**25.5**	ug/kg	7.3	1	02/11/11 11:55	02/15/11 00:22	207-08-9	
Chrysene	**62.1**	ug/kg	7.3	1	02/11/11 11:55	02/15/11 00:22	218-01-9	
Dibenz(a,h)anthracene	**13.4**	ug/kg	7.3	1	02/11/11 11:55	02/15/11 00:22	53-70-3	
Fluoranthene	**93.7**	ug/kg	7.3	1	02/11/11 11:55	02/15/11 00:22	206-44-0	

This report shall not be reproduced, except in full,
without the written consent of Pace Analytical Services, Inc..

Pace Analytical Services, Inc.
940 South Harney
Seattle, WA 98108
(206)767-5060

ANALYTICAL RESULTS

Project: East Bay Redevelopment 138130
Pace Project No.: 256549

Sample: SPL-27-5 **Lab ID: 256549005** Collected: 02/09/11 14:00 Received: 02/10/11 07:45 Matrix: Solid

Results reported on a "dry-weight" basis

Parameters	Results	Units	Report Limit	DF	Prepared	Analyzed	CAS No.	Qual
8270 MSSV PAH by SIM	Analytical Method: EPA 8270 by SIM Preparation Method: EPA 3546							
Fluorene	**15.2**	ug/kg	7.3	1	02/11/11 11:55	02/15/11 00:22	86-73-7	
Indeno(1,2,3-cd)pyrene	**40.1**	ug/kg	7.3	1	02/11/11 11:55	02/15/11 00:22	193-39-5	
1-Methylnaphthalene	**7.9**	ug/kg	7.3	1	02/11/11 11:55	02/15/11 00:22	90-12-0	
2-Methylnaphthalene	**11.1**	ug/kg	7.3	1	02/11/11 11:55	02/15/11 00:22	91-57-6	
Naphthalene	**15.9**	ug/kg	7.3	1	02/11/11 11:55	02/15/11 00:22	91-20-3	
Phenanthrene	**101**	ug/kg	7.3	1	02/11/11 11:55	02/15/11 00:22	85-01-8	
Pyrene	**158**	ug/kg	7.3	1	02/11/11 11:55	02/15/11 00:22	129-00-0	
2-Fluorobiphenyl (S)	45	%	31-131	1	02/11/11 11:55	02/15/11 00:22	321-60-8	
Terphenyl-d14 (S)	53	%	30-133	1	02/11/11 11:55	02/15/11 00:22	1718-51-0	
8260/5035A Volatile Organics	Analytical Method: EPA 8260							
Benzene	ND	ug/kg	2.9	1		02/11/11 15:18	71-43-2	
Ethylbenzene	ND	ug/kg	2.9	1		02/11/11 15:18	100-41-4	
Toluene	ND	ug/kg	2.9	1		02/11/11 15:18	108-88-3	
Xylene (Total)	ND	ug/kg	8.6	1		02/11/11 15:18	1330-20-7	
Dibromofluoromethane (S)	91	%	80-136	1		02/11/11 15:18	1868-53-7	
Toluene-d8 (S)	105	%	80-120	1		02/11/11 15:18	2037-26-5	
4-Bromofluorobenzene (S)	99	%	72-122	1		02/11/11 15:18	460-00-4	
1,2-Dichloroethane-d4 (S)	99	%	80-143	1		02/11/11 15:18	17060-07-0	
Percent Moisture	Analytical Method: ASTM D2974-87							
Percent Moisture	**10.5**	%	0.10	1		02/12/11 16:27		

Sample: SPL-28-1 **Lab ID: 256549006** Collected: 02/09/11 14:12 Received: 02/10/11 07:45 Matrix: Solid

Results reported on a "dry-weight" basis

Parameters	Results	Units	Report Limit	DF	Prepared	Analyzed	CAS No.	Qual
NWTPH-Dx GCS SG	Analytical Method: NWTPH-Dx Preparation Method: EPA 3546							
Diesel Range SG	ND	mg/kg	21.2	1	02/11/11 11:00	02/15/11 05:34		
Motor Oil Range SG	**136**	mg/kg	84.9	1	02/11/11 11:00	02/15/11 05:34	64742-65-0	
n-Octacosane (S) SG	101	%	50-150	1	02/11/11 11:00	02/15/11 05:34	630-02-4	
o-Terphenyl (S) SG	99	%	50-150	1	02/11/11 11:00	02/15/11 05:34	84-15-1	
NWTPH-Gx GCV	Analytical Method: NWTPH-Gx Preparation Method: NWTPH-Gx							
Gasoline Range Organics	ND	mg/kg	6.1	1	02/18/11 15:45	02/18/11 20:52		
a,a,a-Trifluorotoluene (S)	103	%	50-150	1	02/18/11 15:45	02/18/11 20:52	98-08-8	
4-Bromofluorobenzene (S)	84	%	50-150	1	02/18/11 15:45	02/18/11 20:52	460-00-4	
8270 MSSV PAH by SIM	Analytical Method: EPA 8270 by SIM Preparation Method: EPA 3546							
Acenaphthene	**7.6**	ug/kg	7.2	1	02/11/11 11:55	02/15/11 00:41	83-32-9	
Acenaphthylene	**14.4**	ug/kg	7.2	1	02/11/11 11:55	02/15/11 00:41	208-96-8	
Anthracene	**34.4**	ug/kg	7.2	1	02/11/11 11:55	02/15/11 00:41	120-12-7	
Benzo(a)anthracene	**53.8**	ug/kg	7.2	1	02/11/11 11:55	02/15/11 00:41	56-55-3	

This report shall not be reproduced, except in full,
without the written consent of Pace Analytical Services, Inc..

Pace Analytical Services, Inc.
940 South Harney
Seattle, WA 98108
(206)767-5060

ANALYTICAL RESULTS

Project: East Bay Redevelopment 138130
Pace Project No.: 256549

Sample: SPL-28-1 **Lab ID: 256549006** Collected: 02/09/11 14:12 Received: 02/10/11 07:45 Matrix: Solid

Results reported on a "dry-weight" basis

Parameters	Results	Units	Report Limit	DF	Prepared	Analyzed	CAS No.	Qual
8270 MSSV PAH by SIM	Analytical Method: EPA 8270 by SIM Preparation Method: EPA 3546							
Benzo(a)pyrene	**57.7**	ug/kg	7.2	1	02/11/11 11:55	02/15/11 00:41	50-32-8	
Benzo(b)fluoranthene	**49.5**	ug/kg	7.2	1	02/11/11 11:55	02/15/11 00:41	205-99-2	
Benzo(g,h,i)perylene	**40.8**	ug/kg	7.2	1	02/11/11 11:55	02/15/11 00:41	191-24-2	
Benzo(k)fluoranthene	**25.1**	ug/kg	7.2	1	02/11/11 11:55	02/15/11 00:41	207-08-9	
Chrysene	**54.7**	ug/kg	7.2	1	02/11/11 11:55	02/15/11 00:41	218-01-9	
Dibenz(a,h)anthracene	**10.5**	ug/kg	7.2	1	02/11/11 11:55	02/15/11 00:41	53-70-3	
Fluoranthene	**87.4**	ug/kg	7.2	1	02/11/11 11:55	02/15/11 00:41	206-44-0	
Fluorene	**20.8**	ug/kg	7.2	1	02/11/11 11:55	02/15/11 00:41	86-73-7	
Indeno(1,2,3-cd)pyrene	**32.4**	ug/kg	7.2	1	02/11/11 11:55	02/15/11 00:41	193-39-5	
1-Methylnaphthalene	ND	ug/kg	7.2	1	02/11/11 11:55	02/15/11 00:41	90-12-0	
2-Methylnaphthalene	**7.6**	ug/kg	7.2	1	02/11/11 11:55	02/15/11 00:41	91-57-6	
Naphthalene	**13.0**	ug/kg	7.2	1	02/11/11 11:55	02/15/11 00:41	91-20-3	
Phenanthrene	**136**	ug/kg	7.2	1	02/11/11 11:55	02/15/11 00:41	85-01-8	
Pyrene	**157**	ug/kg	7.2	1	02/11/11 11:55	02/15/11 00:41	129-00-0	
2-Fluorobiphenyl (S)	48	%	31-131	1	02/11/11 11:55	02/15/11 00:41	321-60-8	
Terphenyl-d14 (S)	56	%	30-133	1	02/11/11 11:55	02/15/11 00:41	1718-51-0	
8260/5035A Volatile Organics	Analytical Method: EPA 8260							
Benzene	ND	ug/kg	2.9	1		02/11/11 15:37	71-43-2	
Ethylbenzene	ND	ug/kg	2.9	1		02/11/11 15:37	100-41-4	
Toluene	ND	ug/kg	2.9	1		02/11/11 15:37	108-88-3	
Xylene (Total)	ND	ug/kg	8.7	1		02/11/11 15:37	1330-20-7	
Dibromofluoromethane (S)	87	%	80-136	1		02/11/11 15:37	1868-53-7	
Toluene-d8 (S)	105	%	80-120	1		02/11/11 15:37	2037-26-5	
4-Bromofluorobenzene (S)	102	%	72-122	1		02/11/11 15:37	460-00-4	
1,2-Dichloroethane-d4 (S)	96	%	80-143	1		02/11/11 15:37	17060-07-0	
Percent Moisture	Analytical Method: ASTM D2974-87							
Percent Moisture	**8.7**	%	0.10	1		02/12/11 16:28		

Sample: SPL-28-2 **Lab ID: 256549007** Collected: 02/09/11 14:23 Received: 02/10/11 07:45 Matrix: Solid

Results reported on a "dry-weight" basis

Parameters	Results	Units	Report Limit	DF	Prepared	Analyzed	CAS No.	Qual
NWTPH-Dx GCS SG	Analytical Method: NWTPH-Dx Preparation Method: EPA 3546							
Diesel Range SG	ND	mg/kg	21.4	1	02/11/11 11:00	02/15/11 06:24		
Motor Oil Range SG	**119**	mg/kg	85.7	1	02/11/11 11:00	02/15/11 06:24	64742-65-0	
n-Octacosane (S) SG	105	%	50-150	1	02/11/11 11:00	02/15/11 06:24	630-02-4	
o-Terphenyl (S) SG	99	%	50-150	1	02/11/11 11:00	02/15/11 06:24	84-15-1	
NWTPH-Gx GCV	Analytical Method: NWTPH-Gx Preparation Method: NWTPH-Gx							
Gasoline Range Organics	ND	mg/kg	5.7	1	02/18/11 15:45	02/18/11 21:16		
a,a,a-Trifluorotoluene (S)	98	%	50-150	1	02/18/11 15:45	02/18/11 21:16	98-08-8	

This report shall not be reproduced, except in full,
without the written consent of Pace Analytical Services, Inc..

Pace Analytical Services, Inc.
940 South Harney
Seattle, WA 98108
(206)767-5060

ANALYTICAL RESULTS

Project: East Bay Redevelopment 138130
Pace Project No.: 256549

Sample: SPL-28-2 **Lab ID: 256549007** Collected: 02/09/11 14:23 Received: 02/10/11 07:45 Matrix: Solid

Results reported on a "dry-weight" basis

Parameters	Results	Units	Report Limit	DF	Prepared	Analyzed	CAS No.	Qual
NWTPH-Gx GCV	Analytical Method: NWTPH-Gx		Preparation Method: NWTPH-Gx					
4-Bromofluorobenzene (S)	80	%	50-150	1	02/18/11 15:45	02/18/11 21:16	460-00-4	
8270 MSSV PAH by SIM	Analytical Method: EPA 8270 by SIM		Preparation Method: EPA 3546					
Acenaphthene	ND	ug/kg	7.4	1	02/11/11 11:55	02/15/11 00:59	83-32-9	
Acenaphthylene	ND	ug/kg	7.4	1	02/11/11 11:55	02/15/11 00:59	208-96-8	
Anthracene	**13.7**	ug/kg	7.4	1	02/11/11 11:55	02/15/11 00:59	120-12-7	
Benzo(a)anthracene	**38.7**	ug/kg	7.4	1	02/11/11 11:55	02/15/11 00:59	56-55-3	
Benzo(a)pyrene	**32.7**	ug/kg	7.4	1	02/11/11 11:55	02/15/11 00:59	50-32-8	
Benzo(b)fluoranthene	**29.9**	ug/kg	7.4	1	02/11/11 11:55	02/15/11 00:59	205-99-2	
Benzo(g,h,i)perylene	**23.4**	ug/kg	7.4	1	02/11/11 11:55	02/15/11 00:59	191-24-2	
Benzo(k)fluoranthene	**18.2**	ug/kg	7.4	1	02/11/11 11:55	02/15/11 00:59	207-08-9	
Chrysene	**45.1**	ug/kg	7.4	1	02/11/11 11:55	02/15/11 00:59	218-01-9	
Dibenz(a,h)anthracene	ND	ug/kg	7.4	1	02/11/11 11:55	02/15/11 00:59	53-70-3	
Fluoranthene	**77.3**	ug/kg	7.4	1	02/11/11 11:55	02/15/11 00:59	206-44-0	
Fluorene	ND	ug/kg	7.4	1	02/11/11 11:55	02/15/11 00:59	86-73-7	
Indeno(1,2,3-cd)pyrene	**17.4**	ug/kg	7.4	1	02/11/11 11:55	02/15/11 00:59	193-39-5	
1-Methylnaphthalene	ND	ug/kg	7.4	1	02/11/11 11:55	02/15/11 00:59	90-12-0	
2-Methylnaphthalene	ND	ug/kg	7.4	1	02/11/11 11:55	02/15/11 00:59	91-57-6	
Naphthalene	**9.1**	ug/kg	7.4	1	02/11/11 11:55	02/15/11 00:59	91-20-3	
Phenanthrene	**41.9**	ug/kg	7.4	1	02/11/11 11:55	02/15/11 00:59	85-01-8	
Pyrene	**132**	ug/kg	7.4	1	02/11/11 11:55	02/15/11 00:59	129-00-0	
2-Fluorobiphenyl (S)	40	%	31-131	1	02/11/11 11:55	02/15/11 00:59	321-60-8	
Terphenyl-d14 (S)	48	%	30-133	1	02/11/11 11:55	02/15/11 00:59	1718-51-0	
8260/5035A Volatile Organics	Analytical Method: EPA 8260							
Benzene	ND	ug/kg	3.5	1		02/11/11 15:57	71-43-2	
Ethylbenzene	ND	ug/kg	3.5	1		02/11/11 15:57	100-41-4	
Toluene	ND	ug/kg	3.5	1		02/11/11 15:57	108-88-3	
Xylene (Total)	ND	ug/kg	10.4	1		02/11/11 15:57	1330-20-7	
Dibromofluoromethane (S)	88	%	80-136	1		02/11/11 15:57	1868-53-7	
Toluene-d8 (S)	105	%	80-120	1		02/11/11 15:57	2037-26-5	
4-Bromofluorobenzene (S)	108	%	72-122	1		02/11/11 15:57	460-00-4	
1,2-Dichloroethane-d4 (S)	97	%	80-143	1		02/11/11 15:57	17060-07-0	
Percent Moisture	Analytical Method: ASTM D2974-87							
Percent Moisture	**9.3**	%	0.10	1		02/12/11 16:28		

Sample: SPL-28-3 **Lab ID: 256549008** Collected: 02/09/11 14:34 Received: 02/10/11 07:45 Matrix: Solid

Results reported on a "dry-weight" basis

Parameters	Results	Units	Report Limit	DF	Prepared	Analyzed	CAS No.	Qual
NWTPH-Dx GCS SG	Analytical Method: NWTPH-Dx		Preparation Method: EPA 3546					
Diesel Range SG	**27.1**	mg/kg	20.8	1	02/11/11 11:00	02/15/11 06:41		

This report shall not be reproduced, except in full,
without the written consent of Pace Analytical Services, Inc..

Pace Analytical Services, Inc.
940 South Harney
Seattle, WA 98108
(206)767-5060

ANALYTICAL RESULTS

Project: East Bay Redevelopment 138130
Pace Project No.: 256549

Sample: SPL-28-3 **Lab ID: 256549008** Collected: 02/09/11 14:34 Received: 02/10/11 07:45 Matrix: Solid

Results reported on a "dry-weight" basis

Parameters	Results	Units	Report Limit	DF	Prepared	Analyzed	CAS No.	Qual
NWTPH-Dx GCS SG	Analytical Method: NWTPH-Dx Preparation Method: EPA 3546							
Motor Oil Range SG	**149**	mg/kg	83.3	1	02/11/11 11:00	02/15/11 06:41	64742-65-0	
n-Octacosane (S) SG	101	%	50-150	1	02/11/11 11:00	02/15/11 06:41	630-02-4	
o-Terphenyl (S) SG	102	%	50-150	1	02/11/11 11:00	02/15/11 06:41	84-15-1	
NWTPH-Gx GCV	Analytical Method: NWTPH-Gx Preparation Method: NWTPH-Gx							
Gasoline Range Organics	ND	mg/kg	5.2	1	02/18/11 15:45	02/18/11 22:04		
a,a,a-Trifluorotoluene (S)	102	%	50-150	1	02/18/11 15:45	02/18/11 22:04	98-08-8	
4-Bromofluorobenzene (S)	83	%	50-150	1	02/18/11 15:45	02/18/11 22:04	460-00-4	
8270 MSSV PAH by SIM	Analytical Method: EPA 8270 by SIM Preparation Method: EPA 3546							
Acenaphthene	**12.7**	ug/kg	7.2	1	02/11/11 11:55	02/15/11 01:17	83-32-9	
Acenaphthylene	**25.8**	ug/kg	7.2	1	02/11/11 11:55	02/15/11 01:17	208-96-8	
Anthracene	**42.3**	ug/kg	7.2	1	02/11/11 11:55	02/15/11 01:17	120-12-7	
Benzo(a)anthracene	**95.8**	ug/kg	7.2	1	02/11/11 11:55	02/15/11 01:17	56-55-3	
Benzo(a)pyrene	**107**	ug/kg	7.2	1	02/11/11 11:55	02/15/11 01:17	50-32-8	
Benzo(b)fluoranthene	**75.5**	ug/kg	7.2	1	02/11/11 11:55	02/15/11 01:17	205-99-2	
Benzo(g,h,i)perylene	**63.8**	ug/kg	7.2	1	02/11/11 11:55	02/15/11 01:17	191-24-2	
Benzo(k)fluoranthene	**49.0**	ug/kg	7.2	1	02/11/11 11:55	02/15/11 01:17	207-08-9	
Chrysene	**91.1**	ug/kg	7.2	1	02/11/11 11:55	02/15/11 01:17	218-01-9	
Dibenz(a,h)anthracene	**18.6**	ug/kg	7.2	1	02/11/11 11:55	02/15/11 01:17	53-70-3	
Fluoranthene	**137**	ug/kg	7.2	1	02/11/11 11:55	02/15/11 01:17	206-44-0	
Fluorene	**29.0**	ug/kg	7.2	1	02/11/11 11:55	02/15/11 01:17	86-73-7	
Indeno(1,2,3-cd)pyrene	**56.1**	ug/kg	7.2	1	02/11/11 11:55	02/15/11 01:17	193-39-5	
1-Methylnaphthalene	**7.3**	ug/kg	7.2	1	02/11/11 11:55	02/15/11 01:17	90-12-0	
2-Methylnaphthalene	**8.5**	ug/kg	7.2	1	02/11/11 11:55	02/15/11 01:17	91-57-6	
Naphthalene	**15.6**	ug/kg	7.2	1	02/11/11 11:55	02/15/11 01:17	91-20-3	
Phenanthrene	**155**	ug/kg	7.2	1	02/11/11 11:55	02/15/11 01:17	85-01-8	
Pyrene	**230**	ug/kg	7.2	1	02/11/11 11:55	02/15/11 01:17	129-00-0	
2-Fluorobiphenyl (S)	45	%	31-131	1	02/11/11 11:55	02/15/11 01:17	321-60-8	
Terphenyl-d14 (S)	52	%	30-133	1	02/11/11 11:55	02/15/11 01:17	1718-51-0	
8260/5035A Volatile Organics	Analytical Method: EPA 8260							
Benzene	ND	ug/kg	2.6	1		02/11/11 16:16	71-43-2	
Ethylbenzene	ND	ug/kg	2.6	1		02/11/11 16:16	100-41-4	
Toluene	ND	ug/kg	2.6	1		02/11/11 16:16	108-88-3	
Xylene (Total)	ND	ug/kg	7.8	1		02/11/11 16:16	1330-20-7	
Dibromofluoromethane (S)	87	%	80-136	1		02/11/11 16:16	1868-53-7	
Toluene-d8 (S)	106	%	80-120	1		02/11/11 16:16	2037-26-5	
4-Bromofluorobenzene (S)	102	%	72-122	1		02/11/11 16:16	460-00-4	
1,2-Dichloroethane-d4 (S)	94	%	80-143	1		02/11/11 16:16	17060-07-0	
Percent Moisture	Analytical Method: ASTM D2974-87							
Percent Moisture	**9.3**	%	0.10	1		02/12/11 16:29		

This report shall not be reproduced, except in full,
without the written consent of Pace Analytical Services, Inc..

Pace Analytical Services, Inc.
940 South Harney
Seattle, WA 98108
(206)767-5060

ANALYTICAL RESULTS

Project: East Bay Redevelopment 138130
Pace Project No.: 256549

Sample: SPL-28-4 **Lab ID: 256549009** Collected: 02/09/11 14:45 Received: 02/10/11 07:45 Matrix: Solid

Results reported on a "dry-weight" basis

Parameters	Results	Units	Report Limit	DF	Prepared	Analyzed	CAS No.	Qual
NWTPH-Dx GCS SG	Analytical Method: NWTPH-Dx Preparation Method: EPA 3546							
Diesel Range SG	ND	mg/kg	21.4	1	02/11/11 11:00	02/15/11 06:57		
Motor Oil Range SG	ND	mg/kg	85.7	1	02/11/11 11:00	02/15/11 06:57	64742-65-0	
n-Octacosane (S) SG	107	%	50-150	1	02/11/11 11:00	02/15/11 06:57	630-02-4	
o-Terphenyl (S) SG	104	%	50-150	1	02/11/11 11:00	02/15/11 06:57	84-15-1	
NWTPH-Gx GCV	Analytical Method: NWTPH-Gx Preparation Method: NWTPH-Gx							
Gasoline Range Organics	ND	mg/kg	5.0	1	02/18/11 15:45	02/18/11 22:29		
a,a,a-Trifluorotoluene (S)	101	%	50-150	1	02/18/11 15:45	02/18/11 22:29	98-08-8	
4-Bromofluorobenzene (S)	82	%	50-150	1	02/18/11 15:45	02/18/11 22:29	460-00-4	
8270 MSSV PAH by SIM	Analytical Method: EPA 8270 by SIM Preparation Method: EPA 3546							
Acenaphthene	**11.0**	ug/kg	7.2	1	02/11/11 11:55	02/15/11 01:36	83-32-9	
Acenaphthylene	**17.5**	ug/kg	7.2	1	02/11/11 11:55	02/15/11 01:36	208-96-8	
Anthracene	**33.4**	ug/kg	7.2	1	02/11/11 11:55	02/15/11 01:36	120-12-7	
Benzo(a)anthracene	**68.3**	ug/kg	7.2	1	02/11/11 11:55	02/15/11 01:36	56-55-3	
Benzo(a)pyrene	**71.3**	ug/kg	7.2	1	02/11/11 11:55	02/15/11 01:36	50-32-8	
Benzo(b)fluoranthene	**55.1**	ug/kg	7.2	1	02/11/11 11:55	02/15/11 01:36	205-99-2	
Benzo(g,h,i)perylene	**50.2**	ug/kg	7.2	1	02/11/11 11:55	02/15/11 01:36	191-24-2	
Benzo(k)fluoranthene	**35.0**	ug/kg	7.2	1	02/11/11 11:55	02/15/11 01:36	207-08-9	
Chrysene	**67.9**	ug/kg	7.2	1	02/11/11 11:55	02/15/11 01:36	218-01-9	
Dibenz(a,h)anthracene	**12.8**	ug/kg	7.2	1	02/11/11 11:55	02/15/11 01:36	53-70-3	
Fluoranthene	**100**	ug/kg	7.2	1	02/11/11 11:55	02/15/11 01:36	206-44-0	
Fluorene	**23.7**	ug/kg	7.2	1	02/11/11 11:55	02/15/11 01:36	86-73-7	
Indeno(1,2,3-cd)pyrene	**38.9**	ug/kg	7.2	1	02/11/11 11:55	02/15/11 01:36	193-39-5	
1-Methylnaphthalene	**7.3**	ug/kg	7.2	1	02/11/11 11:55	02/15/11 01:36	90-12-0	
2-Methylnaphthalene	**8.0**	ug/kg	7.2	1	02/11/11 11:55	02/15/11 01:36	91-57-6	
Naphthalene	**15.6**	ug/kg	7.2	1	02/11/11 11:55	02/15/11 01:36	91-20-3	
Phenanthrene	**120**	ug/kg	7.2	1	02/11/11 11:55	02/15/11 01:36	85-01-8	
Pyrene	**184**	ug/kg	7.2	1	02/11/11 11:55	02/15/11 01:36	129-00-0	
2-Fluorobiphenyl (S)	44	%	31-131	1	02/11/11 11:55	02/15/11 01:36	321-60-8	
Terphenyl-d14 (S)	50	%	30-133	1	02/11/11 11:55	02/15/11 01:36	1718-51-0	
8260/5035A Volatile Organics	Analytical Method: EPA 8260							
Benzene	ND	ug/kg	3.2	1		02/14/11 14:57	71-43-2	
Ethylbenzene	ND	ug/kg	3.2	1		02/14/11 14:57	100-41-4	
Toluene	ND	ug/kg	3.2	1		02/14/11 14:57	108-88-3	
Xylene (Total)	ND	ug/kg	9.6	1		02/14/11 14:57	1330-20-7	
Dibromofluoromethane (S)	92	%	80-136	1		02/14/11 14:57	1868-53-7	
Toluene-d8 (S)	103	%	80-120	1		02/14/11 14:57	2037-26-5	
4-Bromofluorobenzene (S)	100	%	72-122	1		02/14/11 14:57	460-00-4	
1,2-Dichloroethane-d4 (S)	99	%	80-143	1		02/14/11 14:57	17060-07-0	
Percent Moisture	Analytical Method: ASTM D2974-87							
Percent Moisture	**10.0**	%	0.10	1		02/12/11 16:31		

This report shall not be reproduced, except in full,
without the written consent of Pace Analytical Services, Inc..

Pace Analytical Services, Inc.
940 South Harney
Seattle, WA 98108
(206)767-5060

ANALYTICAL RESULTS

Project: East Bay Redevelopment 138130
Pace Project No.: 256549

Sample: TB020911-B **Lab ID: 256549010** Collected: 02/09/11 00:00 Received: 02/10/11 07:45 Matrix: Solid

Results reported on a "wet-weight" basis

Parameters	Results	Units	Report Limit	DF	Prepared	Analyzed	CAS No.	Qual
NWTPH-Gx GCV	Analytical Method: NWTPH-Gx		Preparation Method: NWTPH-Gx					
Gasoline Range Organics	ND	mg/kg	5.0	1	02/18/11 15:45	02/18/11 19:40		
a,a,a-Trifluorotoluene (S)	101	%	50-150	1	02/18/11 15:45	02/18/11 19:40	98-08-8	
4-Bromofluorobenzene (S)	82	%	50-150	1	02/18/11 15:45	02/18/11 19:40	460-00-4	
8260/5035A Volatile Organics	Analytical Method: EPA 8260							
Benzene	ND	ug/kg	3.0	1		02/11/11 13:01	71-43-2	
Ethylbenzene	ND	ug/kg	3.0	1		02/11/11 13:01	100-41-4	
Toluene	ND	ug/kg	3.0	1		02/11/11 13:01	108-88-3	
Xylene (Total)	ND	ug/kg	9.0	1		02/11/11 13:01	1330-20-7	
Dibromofluoromethane (S)	91	%	80-136	1		02/11/11 13:01	1868-53-7	
Toluene-d8 (S)	103	%	80-120	1		02/11/11 13:01	2037-26-5	
4-Bromofluorobenzene (S)	99	%	72-122	1		02/11/11 13:01	460-00-4	
1,2-Dichloroethane-d4 (S)	101	%	80-143	1		02/11/11 13:01	17060-07-0	

This report shall not be reproduced, except in full,
without the written consent of Pace Analytical Services, Inc..

Pace Analytical Services, Inc.
940 South Harney
Seattle, WA 98108
(206)767-5060

QUALITY CONTROL DATA

Project: East Bay Redevelopment 138130
Pace Project No.: 256549

QC Batch: OEXT/3298 Analysis Method: NWTPH-Dx
QC Batch Method: EPA 3546 Analysis Description: NWTPH-Dx GCS
Associated Lab Samples: 256549001, 256549002, 256549003, 256549004, 256549005, 256549006, 256549007, 256549008, 256549009

METHOD BLANK: 58160 Matrix: Solid
Associated Lab Samples: 256549001, 256549002, 256549003, 256549004, 256549005, 256549006, 256549007, 256549008, 256549009

Parameter	Units	Blank Result	Reporting Limit	Analyzed	Qualifiers
Diesel Range SG	mg/kg	ND	20.0	02/15/11 03:22	
Motor Oil Range SG	mg/kg	ND	80.0	02/15/11 03:22	
n-Octacosane (S)	%	102	50-150	02/15/11 01:59	
n-Octacosane (S) SG	%	105	50-150	02/15/11 03:22	
o-Terphenyl (S)	%	96	50-150	02/15/11 01:59	
o-Terphenyl (S) SG	%	95	50-150	02/15/11 03:22	

LABORATORY CONTROL SAMPLE: 58161

Parameter	Units	Spike Conc.	LCS Result	LCS % Rec	% Rec Limits	Qualifiers
Diesel Range SG	mg/kg	500	536	107	56-124	
Motor Oil Range SG	mg/kg	500	576	115	50-150	
n-Octacosane (S)	%			101	50-150	
n-Octacosane (S) SG	%			105	50-150	
o-Terphenyl (S)	%			125	50-150	
o-Terphenyl (S) SG	%			126	50-150	

SAMPLE DUPLICATE: 58162

Parameter	Units	256549002 Result	Dup Result	RPD	Qualifiers
Diesel Range SG	mg/kg	35.0	33.3	5	
Motor Oil Range SG	mg/kg	212	184	14	
n-Octacosane (S)	%	97	96	2	
n-Octacosane (S) SG	%	97	96	2	
o-Terphenyl (S)	%	98	99	.2	
o-Terphenyl (S) SG	%	98	99	.2	

SAMPLE DUPLICATE: 58163

Parameter	Units	256550003 Result	Dup Result	RPD	Qualifiers
Diesel Range SG	mg/kg	ND	14.7J		
Motor Oil Range SG	mg/kg	111	89.4	21	
n-Octacosane (S)	%	107	104	3	
n-Octacosane (S) SG	%	107	104	3	
o-Terphenyl (S)	%	105	101	3	
o-Terphenyl (S) SG	%	105	101	3	

This report shall not be reproduced, except in full,
without the written consent of Pace Analytical Services, Inc..

Pace Analytical Services, Inc.
940 South Harney
Seattle, WA 98108
(206)767-5060

QUALITY CONTROL DATA

Project: East Bay Redevelopment 138130
Pace Project No.: 256549

QC Batch: GCV/2161 Analysis Method: NWTPH-Gx
QC Batch Method: NWTPH-Gx Analysis Description: NWTPH-Gx Solid GCV
Associated Lab Samples: 256549001, 256549003, 256549004

METHOD BLANK: 58273 Matrix: Solid
Associated Lab Samples: 256549001, 256549003, 256549004

Parameter	Units	Blank Result	Reporting Limit	Analyzed	Qualifiers
Gasoline Range Organics	mg/kg	ND	5.0	02/12/11 03:50	
4-Bromofluorobenzene (S)	%	87	50-150	02/12/11 03:50	
a,a,a-Trifluorotoluene (S)	%	101	50-150	02/12/11 03:50	

LABORATORY CONTROL SAMPLE: 58274

Parameter	Units	Spike Conc.	LCS Result	LCS % Rec	% Rec Limits	Qualifiers
Gasoline Range Organics	mg/kg	12.5	12.3	99	54-156	
4-Bromofluorobenzene (S)	%			92	50-150	
a,a,a-Trifluorotoluene (S)	%			95	50-150	

SAMPLE DUPLICATE: 58443

Parameter	Units	256575003 Result	Dup Result	RPD	Qualifiers
Gasoline Range Organics	mg/kg	ND	1.2J		
4-Bromofluorobenzene (S)	%	97	93	4	
a,a,a-Trifluorotoluene (S)	%	109	105	3	

SAMPLE DUPLICATE: 58444

Parameter	Units	256520004 Result	Dup Result	RPD	Qualifiers
Gasoline Range Organics	mg/kg	19.5	15.1	26	
4-Bromofluorobenzene (S)	%	100	99	1	
a,a,a-Trifluorotoluene (S)	%	112	110	1	

This report shall not be reproduced, except in full,
without the written consent of Pace Analytical Services, Inc..

Pace Analytical Services, Inc.
940 South Harney
Seattle, WA 98108
(206)767-5060

QUALITY CONTROL DATA

Project: East Bay Redevelopment 138130
Pace Project No.: 256549

QC Batch: GCV/2172
QC Batch Method: NWTPH-Gx
Analysis Method: NWTPH-Gx
Analysis Description: NWTPH-Gx Solid GCV
Associated Lab Samples: 256549002

METHOD BLANK: 58791 Matrix: Solid
Associated Lab Samples: 256549002

Parameter	Units	Blank Result	Reporting Limit	Analyzed	Qualifiers
Gasoline Range Organics	mg/kg	ND	5.0	02/14/11 15:09	
4-Bromofluorobenzene (S)	%	90	50-150	02/14/11 15:09	
a,a,a-Trifluorotoluene (S)	%	104	50-150	02/14/11 15:09	

LABORATORY CONTROL SAMPLE: 58792

Parameter	Units	Spike Conc.	LCS Result	LCS % Rec	% Rec Limits	Qualifiers
Gasoline Range Organics	mg/kg	12.5	13.1	105	54-156	
4-Bromofluorobenzene (S)	%			74	50-150	
a,a,a-Trifluorotoluene (S)	%			82	50-150	

SAMPLE DUPLICATE: 58793

Parameter	Units	256549002 Result	Dup Result	RPD	Qualifiers
Gasoline Range Organics	mg/kg	ND	.81J		
4-Bromofluorobenzene (S)	%	81	80	2	
a,a,a-Trifluorotoluene (S)	%	101	102	.9	

This report shall not be reproduced, except in full,
without the written consent of Pace Analytical Services, Inc..

Pace Analytical Services, Inc.
940 South Harney
Seattle, WA 98108
(206)767-5060

QUALITY CONTROL DATA

Project: East Bay Redevelopment 138130
Pace Project No.: 256549

QC Batch: GCV/2174
QC Batch Method: NWTPH-Gx
Analysis Method: NWTPH-Gx
Analysis Description: NWTPH-Gx Solid GCV
Associated Lab Samples: 256549005

METHOD BLANK: 58919 Matrix: Solid
Associated Lab Samples: 256549005

Parameter	Units	Blank Result	Reporting Limit	Analyzed	Qualifiers
Gasoline Range Organics	mg/kg	ND	5.0	02/18/11 08:56	
4-Bromofluorobenzene (S)	%	75	50-150	02/18/11 08:56	
a,a,a-Trifluorotoluene (S)	%	94	50-150	02/18/11 08:56	

LABORATORY CONTROL SAMPLE: 58920

Parameter	Units	Spike Conc.	LCS Result	LCS % Rec	% Rec Limits	Qualifiers
Gasoline Range Organics	mg/kg	12.5	12.1	97	54-156	
4-Bromofluorobenzene (S)	%			76	50-150	
a,a,a-Trifluorotoluene (S)	%			91	50-150	

SAMPLE DUPLICATE: 59193

Parameter	Units	256575005 Result	Dup Result	RPD	Qualifiers
Gasoline Range Organics	mg/kg	ND	.76J		
4-Bromofluorobenzene (S)	%	76	77	.9	
a,a,a-Trifluorotoluene (S)	%	96	98	2	

SAMPLE DUPLICATE: 59258

Parameter	Units	256597013 Result	Dup Result	RPD	Qualifiers
Gasoline Range Organics	mg/kg	ND	6.5J		
4-Bromofluorobenzene (S)	%	81	82	2	
a,a,a-Trifluorotoluene (S)	%	99	101	2	

This report shall not be reproduced, except in full,
without the written consent of Pace Analytical Services, Inc..

Pace Analytical Services, Inc.
940 South Harney
Seattle, WA 98108
(206)767-5060

QUALITY CONTROL DATA

Project: East Bay Redevelopment 138130
Pace Project No.: 256549

QC Batch: GCV/2177 Analysis Method: NWTPH-Gx
QC Batch Method: NWTPH-Gx Analysis Description: NWTPH-Gx Solid GCV
Associated Lab Samples: 256549006, 256549007, 256549008, 256549009, 256549010

METHOD BLANK: 59173 Matrix: Solid
Associated Lab Samples: 256549006, 256549007, 256549008, 256549009, 256549010

Parameter	Units	Blank Result	Reporting Limit	Analyzed	Qualifiers
Gasoline Range Organics	mg/kg	ND	5.0	02/18/11 19:16	
4-Bromofluorobenzene (S)	%	84	50-150	02/18/11 19:16	
a,a,a-Trifluorotoluene (S)	%	105	50-150	02/18/11 19:16	

LABORATORY CONTROL SAMPLE: 59174

Parameter	Units	Spike Conc.	LCS Result	LCS % Rec	% Rec Limits	Qualifiers
Gasoline Range Organics	mg/kg	12.5	12.9	103	54-156	
4-Bromofluorobenzene (S)	%			85	50-150	
a,a,a-Trifluorotoluene (S)	%			101	50-150	

SAMPLE DUPLICATE: 59555

Parameter	Units	256549007 Result	Dup Result	RPD	Qualifiers
Gasoline Range Organics	mg/kg	ND	.85J		
4-Bromofluorobenzene (S)	%	80	83	4	
a,a,a-Trifluorotoluene (S)	%	98	102	4	

SAMPLE DUPLICATE: 59556

Parameter	Units	256550001 Result	Dup Result	RPD	Qualifiers
Gasoline Range Organics	mg/kg	ND	.7J		
4-Bromofluorobenzene (S)	%	83	80	3	
a,a,a-Trifluorotoluene (S)	%	101	99	2	

This report shall not be reproduced, except in full,
without the written consent of Pace Analytical Services, Inc..

Pace Analytical Services, Inc.
940 South Harney
Seattle, WA 98108
(206)767-5060

QUALITY CONTROL DATA

Project: East Bay Redevelopment 138130
Pace Project No.: 256549

QC Batch: OEXT/3297 Analysis Method: EPA 8270 by SIM
QC Batch Method: EPA 3546 Analysis Description: 8270/3546 MSSV PAH by SIM
Associated Lab Samples: 256549001, 256549002, 256549003, 256549004, 256549005, 256549006, 256549007, 256549008, 256549009

METHOD BLANK: 58156 Matrix: Solid
Associated Lab Samples: 256549001, 256549002, 256549003, 256549004, 256549005, 256549006, 256549007, 256549008, 256549009

Parameter	Units	Blank Result	Reporting Limit	Analyzed	Qualifiers
1-Methylnaphthalene	ug/kg	ND	6.7	02/14/11 14:16	
2-Methylnaphthalene	ug/kg	ND	6.7	02/14/11 14:16	
Acenaphthene	ug/kg	ND	6.7	02/14/11 14:16	
Acenaphthylene	ug/kg	ND	6.7	02/14/11 14:16	
Anthracene	ug/kg	ND	6.7	02/14/11 14:16	
Benzo(a)anthracene	ug/kg	ND	6.7	02/14/11 14:16	
Benzo(a)pyrene	ug/kg	ND	6.7	02/14/11 14:16	
Benzo(b)fluoranthene	ug/kg	ND	6.7	02/14/11 14:16	
Benzo(g,h,i)perylene	ug/kg	ND	6.7	02/14/11 14:16	
Benzo(k)fluoranthene	ug/kg	ND	6.7	02/14/11 14:16	
Chrysene	ug/kg	ND	6.7	02/14/11 14:16	
Dibenz(a,h)anthracene	ug/kg	ND	6.7	02/14/11 14:16	
Fluoranthene	ug/kg	ND	6.7	02/14/11 14:16	
Fluorene	ug/kg	ND	6.7	02/14/11 14:16	
Indeno(1,2,3-cd)pyrene	ug/kg	ND	6.7	02/14/11 14:16	
Naphthalene	ug/kg	ND	6.7	02/14/11 14:16	
Phenanthrene	ug/kg	ND	6.7	02/14/11 14:16	
Pyrene	ug/kg	ND	6.7	02/14/11 14:16	
2-Fluorobiphenyl (S)	%	54	31-131	02/14/11 14:16	
Terphenyl-d14 (S)	%	69	30-133	02/14/11 14:16	

LABORATORY CONTROL SAMPLE: 58157

Parameter	Units	Spike Conc.	LCS Result	LCS % Rec	% Rec Limits	Qualifiers
1-Methylnaphthalene	ug/kg	133	98.0	73	37-121	
2-Methylnaphthalene	ug/kg	133	98.3	74	33-132	
Acenaphthene	ug/kg	133	78.4	59	32-127	
Acenaphthylene	ug/kg	133	78.0	58	31-134	
Anthracene	ug/kg	133	80.5	60	42-135	
Benzo(a)anthracene	ug/kg	133	91.4	69	43-139	
Benzo(a)pyrene	ug/kg	133	91.4	69	44-144	
Benzo(b)fluoranthene	ug/kg	133	86.0	65	42-144	
Benzo(g,h,i)perylene	ug/kg	133	73.8	55	46-136	
Benzo(k)fluoranthene	ug/kg	133	85.1	64	45-147	
Chrysene	ug/kg	133	79.9	60	42-144	
Dibenz(a,h)anthracene	ug/kg	133	76.8	58	48-142	
Fluoranthene	ug/kg	133	84.2	63	44-143	
Fluorene	ug/kg	133	83.6	63	32-146	
Indeno(1,2,3-cd)pyrene	ug/kg	133	76.5	57	47-140	
Naphthalene	ug/kg	133	71.2	53	35-118	
Phenanthrene	ug/kg	133	81.9	61	42-131	

This report shall not be reproduced, except in full,
without the written consent of Pace Analytical Services, Inc..

Pace Analytical Services, Inc.
940 South Harney
Seattle, WA 98108
(206)767-5060

QUALITY CONTROL DATA

Project: East Bay Redevelopment 138130
Pace Project No.: 256549

LABORATORY CONTROL SAMPLE: 58157

Parameter	Units	Spike Conc.	LCS Result	LCS % Rec	% Rec Limits	Qualifiers
Pyrene	ug/kg	133	88.9	67	47-136	
2-Fluorobiphenyl (S)	%			55	31-131	
Terphenyl-d14 (S)	%			68	30-133	

MATRIX SPIKE & MATRIX SPIKE DUPLICATE: 58158 58159

Parameter	Units	256549001 Result	MS Spike Conc.	MSD Spike Conc.	MS Result	MSD Result	MS % Rec	MSD % Rec	% Rec Limits	RPD	Qual
1-Methylnaphthalene	ug/kg	ND	143	144	84.5	95.3	54	61	31-123	12	
2-Methylnaphthalene	ug/kg	9.7	143	144	90.4	102	56	64	15-146	12	
Acenaphthene	ug/kg	ND	143	144	86.2	94.8	57	62	19-141	9	
Acenaphthylene	ug/kg	19.7	143	144	89.9	108	49	61	30-142	18	
Anthracene	ug/kg	27.0	143	144	108	142	56	80	38-137	28	R1
Benzo(a)anthracene	ug/kg	101	143	144	166	229	45	88	37-143	32	R1
Benzo(a)pyrene	ug/kg	112	143	144	154	270	29	109	33-147	55	M1,R1
Benzo(b)fluoranthene	ug/kg	104	143	144	129	235	17	91	25-156	58	M1,R1
Benzo(g,h,i)perylene	ug/kg	67.6	143	144	140	225	51	109	26-142	46	R1
Benzo(k)fluoranthene	ug/kg	63.3	143	144	107	151	30	61	35-142	35	M1,R1
Chrysene	ug/kg	123	143	144	150	221	19	68	23-150	38	M1,R1
Dibenz(a,h)anthracene	ug/kg	19.2	143	144	98.8	119	56	69	41-140	18	
Fluoranthene	ug/kg	162	143	144	200	307	26	100	25-155	42	R1
Fluorene	ug/kg	12.1	143	144	101	117	62	73	33-152	15	
Indeno(1,2,3-cd)pyrene	ug/kg	54.3	143	144	125	192	49	95	36-139	42	R1
Naphthalene	ug/kg	16.5	143	144	90.9	98.3	52	57	25-121	8	
Phenanthrene	ug/kg	103	143	144	226	341	86	164	29-141	41	M1,R1
Pyrene	ug/kg	296	143	144	334	457	26	111	36-145	31	M1,R1
2-Fluorobiphenyl (S)	%						49	51	31-131		
Terphenyl-d14 (S)	%						62	57	30-133		

This report shall not be reproduced, except in full,
without the written consent of Pace Analytical Services, Inc..

Pace Analytical Services, Inc.
940 South Harney
Seattle, WA 98108
(206)767-5060

QUALITY CONTROL DATA

Project: East Bay Redevelopment 138130
Pace Project No.: 256549

QC Batch: MSV/3844 Analysis Method: EPA 8260
QC Batch Method: EPA 8260 Analysis Description: 8260 MSV 5035A Volatile Organics
Associated Lab Samples: 256549001, 256549002, 256549003, 256549004, 256549005, 256549006, 256549007, 256549008, 256549010

METHOD BLANK: 58168 Matrix: Solid
Associated Lab Samples: 256549001, 256549002, 256549003, 256549004, 256549005, 256549006, 256549007, 256549008, 256549010

Parameter	Units	Blank Result	Reporting Limit	Analyzed	Qualifiers
Benzene	ug/kg	ND	3.0	02/11/11 12:22	
Ethylbenzene	ug/kg	ND	3.0	02/11/11 12:22	
Toluene	ug/kg	ND	3.0	02/11/11 12:22	
Xylene (Total)	ug/kg	ND	9.0	02/11/11 12:22	
1,2-Dichloroethane-d4 (S)	%	98	80-143	02/11/11 12:22	
4-Bromofluorobenzene (S)	%	100	72-122	02/11/11 12:22	
Dibromofluoromethane (S)	%	93	80-136	02/11/11 12:22	
Toluene-d8 (S)	%	102	80-120	02/11/11 12:22	

LABORATORY CONTROL SAMPLE: 58169

Parameter	Units	Spike Conc.	LCS Result	LCS % Rec	% Rec Limits	Qualifiers
Benzene	ug/kg	50	45.8	92	75-133	
Ethylbenzene	ug/kg	50	45.3	91	68-131	
Toluene	ug/kg	50	47.1	94	73-124	
Xylene (Total)	ug/kg	150	140	93	68-130	
1,2-Dichloroethane-d4 (S)	%			98	80-143	
4-Bromofluorobenzene (S)	%			111	72-122	
Dibromofluoromethane (S)	%			95	80-136	
Toluene-d8 (S)	%			101	80-120	

MATRIX SPIKE & MATRIX SPIKE DUPLICATE: 58249 58250

Parameter	Units	256598001 Result	MS Spike Conc.	MSD Spike Conc.	MS Result	MSD Result	MS % Rec	MSD % Rec	% Rec Limits	RPD	Qual
Benzene	ug/kg	ND	48.5	45.4	43.6	41.5	90	92	68-124	5	
Ethylbenzene	ug/kg	ND	48.5	45.4	42.7	40.5	88	89	63-131	5	
Toluene	ug/kg	ND	48.5	45.4	44.7	42.3	92	93	61-126	5	
Xylene (Total)	ug/kg	ND	146	136	131	124	89	90	68-129	5	
1,2-Dichloroethane-d4 (S)	%						99	99	80-143		
4-Bromofluorobenzene (S)	%						109	115	72-122		
Dibromofluoromethane (S)	%						91	99	80-136		
Toluene-d8 (S)	%						101	103	80-120		

This report shall not be reproduced, except in full,
without the written consent of Pace Analytical Services, Inc..

Pace Analytical Services, Inc.
940 South Harney
Seattle, WA 98108
(206)767-5060

QUALITY CONTROL DATA

Project: East Bay Redevelopment 138130
Pace Project No.: 256549

QC Batch: MSV/3857
QC Batch Method: EPA 8260
Analysis Method: EPA 8260
Analysis Description: 8260 MSV 5035A Volatile Organics
Associated Lab Samples: 256549009

METHOD BLANK: 58439 Matrix: Solid
Associated Lab Samples: 256549009

Parameter	Units	Blank Result	Reporting Limit	Analyzed	Qualifiers
Benzene	ug/kg	ND	3.0	02/14/11 12:49	
Ethylbenzene	ug/kg	ND	3.0	02/14/11 12:49	
Toluene	ug/kg	ND	3.0	02/14/11 12:49	
Xylene (Total)	ug/kg	ND	9.0	02/14/11 12:49	
1,2-Dichloroethane-d4 (S)	%	114	80-143	02/14/11 12:49	
4-Bromofluorobenzene (S)	%	98	72-122	02/14/11 12:49	
Dibromofluoromethane (S)	%	100	80-136	02/14/11 12:49	
Toluene-d8 (S)	%	102	80-120	02/14/11 12:49	

LABORATORY CONTROL SAMPLE: 58440

Parameter	Units	Spike Conc.	LCS Result	LCS % Rec	% Rec Limits	Qualifiers
Benzene	ug/kg	50	54.4	109	75-133	
Ethylbenzene	ug/kg	50	51.1	102	68-131	
Toluene	ug/kg	50	56.5	113	73-124	
Xylene (Total)	ug/kg	150	160	107	68-130	
1,2-Dichloroethane-d4 (S)	%			100	80-143	
4-Bromofluorobenzene (S)	%			106	72-122	
Dibromofluoromethane (S)	%			96	80-136	
Toluene-d8 (S)	%			103	80-120	

MATRIX SPIKE & MATRIX SPIKE DUPLICATE: 58441 58442

Parameter	Units	256550004 Result	MS Spike Conc.	MSD Spike Conc.	MS Result	MSD Result	MS % Rec	MSD % Rec	% Rec Limits	RPD	Qual
Benzene	ug/kg	ND	50.2	46.1	49.4	44.7	98	97	68-124	10	
Ethylbenzene	ug/kg	ND	50.2	46.1	47.0	44.6	94	97	63-131	5	
Toluene	ug/kg	ND	50.2	46.1	49.4	46.6	98	101	61-126	6	
Xylene (Total)	ug/kg	ND	151	138	142	135	94	97	68-129	5	
1,2-Dichloroethane-d4 (S)	%						84	81	80-143		
4-Bromofluorobenzene (S)	%						108	111	72-122		
Dibromofluoromethane (S)	%						91	83	80-136		
Toluene-d8 (S)	%						105	107	80-120		

This report shall not be reproduced, except in full,
without the written consent of Pace Analytical Services, Inc..

Pace Analytical Services, Inc.
940 South Harney
Seattle, WA 98108
(206)767-5060

QUALITY CONTROL DATA

Project: East Bay Redevelopment 138130
Pace Project No.: 256549

QC Batch: PMST/1518 Analysis Method: ASTM D2974-87
QC Batch Method: ASTM D2974-87 Analysis Description: Dry Weight/Percent Moisture
Associated Lab Samples: 256549001, 256549002, 256549003, 256549004, 256549005, 256549006, 256549007, 256549008, 256549009

SAMPLE DUPLICATE: 58351

Parameter	Units	256549001 Result	Dup Result	RPD	Qualifiers
Percent Moisture	%	9.9	11.2	13	

SAMPLE DUPLICATE: 58352

Parameter	Units	256549009 Result	Dup Result	RPD	Qualifiers
Percent Moisture	%	10.0	10.1	.6	

This report shall not be reproduced, except in full,
without the written consent of Pace Analytical Services, Inc..

Pace Analytical Services, Inc.
940 South Harney
Seattle, WA 98108
(206)767-5060

QUALIFIERS

Project: East Bay Redevelopment 138130
Pace Project No.: 256549

DEFINITIONS

DF - Dilution Factor, if reported, represents the factor applied to the reported data due to changes in sample preparation, dilution of the sample aliquot, or moisture content.

ND - Not Detected at or above adjusted reporting limit.

J - Estimated concentration above the adjusted method detection limit and below the adjusted reporting limit.

MDL - Adjusted Method Detection Limit.

S - Surrogate

1,2-Diphenylhydrazine (8270 listed analyte) decomposes to Azobenzene.

Consistent with EPA guidelines, unrounded data are displayed and have been used to calculate % recovery and RPD values.

LCS(D) - Laboratory Control Sample (Duplicate)

MS(D) - Matrix Spike (Duplicate)

DUP - Sample Duplicate

RPD - Relative Percent Difference

NC - Not Calculable.

SG - Silica Gel Clean-Up

N-Nitrosodiphenylamine decomposes and cannot be separated from Diphenylamine using Method 8270. The result reported for each analyte is a combined concentration.

Pace Analytical is NELAP accredited. Contact your Pace PM for the current list of accredited analytes.

LABORATORIES

PASI-S	Pace Analytical Services - Seattle

ANALYTE QUALIFIERS

M1	Matrix spike recovery exceeded QC limits. Batch accepted based on laboratory control sample (LCS) recovery.
R1	RPD value was outside control limits.

This report shall not be reproduced, except in full,
without the written consent of Pace Analytical Services, Inc..

Pace Analytical Services, Inc.
940 South Harney
Seattle, WA 98108
(206)767-5060

QUALITY CONTROL DATA CROSS REFERENCE TABLE

Project: East Bay Redevelopment 138130
Pace Project No.: 256549

Lab ID	Sample ID	QC Batch Method	QC Batch	Analytical Method	Analytical Batch
256549001	**SPL-27-1**	EPA 3546	OEXT/3298	NWTPH-Dx	GCSV/2256
256549002	**SPL-27-2**	EPA 3546	OEXT/3298	NWTPH-Dx	GCSV/2256
256549003	**SPL-27-3**	EPA 3546	OEXT/3298	NWTPH-Dx	GCSV/2256
256549004	**SPL-27-4**	EPA 3546	OEXT/3298	NWTPH-Dx	GCSV/2256
256549005	**SPL-27-5**	EPA 3546	OEXT/3298	NWTPH-Dx	GCSV/2256
256549006	**SPL-28-1**	EPA 3546	OEXT/3298	NWTPH-Dx	GCSV/2256
256549007	**SPL-28-2**	EPA 3546	OEXT/3298	NWTPH-Dx	GCSV/2256
256549008	**SPL-28-3**	EPA 3546	OEXT/3298	NWTPH-Dx	GCSV/2256
256549009	**SPL-28-4**	EPA 3546	OEXT/3298	NWTPH-Dx	GCSV/2256
256549001	**SPL-27-1**	NWTPH-Gx	GCV/2161	NWTPH-Gx	GCV/2163
256549002	**SPL-27-2**	NWTPH-Gx	GCV/2172	NWTPH-Gx	GCV/2183
256549003	**SPL-27-3**	NWTPH-Gx	GCV/2161	NWTPH-Gx	GCV/2163
256549004	**SPL-27-4**	NWTPH-Gx	GCV/2161	NWTPH-Gx	GCV/2163
256549005	**SPL-27-5**	NWTPH-Gx	GCV/2174	NWTPH-Gx	GCV/2182
256549006	**SPL-28-1**	NWTPH-Gx	GCV/2177	NWTPH-Gx	GCV/2186
256549007	**SPL-28-2**	NWTPH-Gx	GCV/2177	NWTPH-Gx	GCV/2186
256549008	**SPL-28-3**	NWTPH-Gx	GCV/2177	NWTPH-Gx	GCV/2186
256549009	**SPL-28-4**	NWTPH-Gx	GCV/2177	NWTPH-Gx	GCV/2186
256549010	**TB020911-B**	NWTPH-Gx	GCV/2177	NWTPH-Gx	GCV/2186
256549001	**SPL-27-1**	EPA 3546	OEXT/3297	EPA 8270 by SIM	MSSV/1524
256549002	**SPL-27-2**	EPA 3546	OEXT/3297	EPA 8270 by SIM	MSSV/1524
256549003	**SPL-27-3**	EPA 3546	OEXT/3297	EPA 8270 by SIM	MSSV/1524
256549004	**SPL-27-4**	EPA 3546	OEXT/3297	EPA 8270 by SIM	MSSV/1524
256549005	**SPL-27-5**	EPA 3546	OEXT/3297	EPA 8270 by SIM	MSSV/1524
256549006	**SPL-28-1**	EPA 3546	OEXT/3297	EPA 8270 by SIM	MSSV/1524
256549007	**SPL-28-2**	EPA 3546	OEXT/3297	EPA 8270 by SIM	MSSV/1524
256549008	**SPL-28-3**	EPA 3546	OEXT/3297	EPA 8270 by SIM	MSSV/1524
256549009	**SPL-28-4**	EPA 3546	OEXT/3297	EPA 8270 by SIM	MSSV/1524
256549001	**SPL-27-1**	EPA 8260	MSV/3844		
256549002	**SPL-27-2**	EPA 8260	MSV/3844		
256549003	**SPL-27-3**	EPA 8260	MSV/3844		
256549004	**SPL-27-4**	EPA 8260	MSV/3844		
256549005	**SPL-27-5**	EPA 8260	MSV/3844		
256549006	**SPL-28-1**	EPA 8260	MSV/3844		
256549007	**SPL-28-2**	EPA 8260	MSV/3844		
256549008	**SPL-28-3**	EPA 8260	MSV/3844		
256549009	**SPL-28-4**	EPA 8260	MSV/3857		
256549010	**TB020911-B**	EPA 8260	MSV/3844		
256549001	**SPL-27-1**	ASTM D2974-87	PMST/1518		
256549002	**SPL-27-2**	ASTM D2974-87	PMST/1518		
256549003	**SPL-27-3**	ASTM D2974-87	PMST/1518		
256549004	**SPL-27-4**	ASTM D2974-87	PMST/1518		
256549005	**SPL-27-5**	ASTM D2974-87	PMST/1518		
256549006	**SPL-28-1**	ASTM D2974-87	PMST/1518		

This report shall not be reproduced, except in full,
without the written consent of Pace Analytical Services, Inc..

Pace Analytical Services, Inc.
940 South Harney
Seattle, WA 98108
(206)767-5060

QUALITY CONTROL DATA CROSS REFERENCE TABLE

Project: East Bay Redevelopment 138130
Pace Project No.: 256549

Lab ID	Sample ID	QC Batch Method	QC Batch	Analytical Method	Analytical Batch
256549007	**SPL-28-2**	ASTM D2974-87	PMST/1518		
256549008	**SPL-28-3**	ASTM D2974-87	PMST/1518		
256549009	**SPL-28-4**	ASTM D2974-87	PMST/1518		

This report shall not be reproduced, except in full,
without the written consent of Pace Analytical Services, Inc..

Pace Analytical
www.pacelabs.com

CHAIN-OF-CUSTODY / Analytical Request Document

The Chain-of-Custody is a LEGAL DOCUMENT. All relevant fields must be completed accurately.

256549

Page: of

1446266

Section A Required Client Information:

Company: BROWN AND CALDWELL
Address: 724 COLUMBUS NW #420
OLYMPIA, WA 98501
Email To: jturk@brwncald.com
Phone: 360-943-7525 Fax:
Requested Due Date/TAT:

Section B Required Project Information:

Report To: JON TURK
Copy To: JOSH JOHNSON
Purchase Order No.:
Project Name: EAST BAY DEVELOPMENT
Project Number: 138130

Section C Invoice Information:

Attention: JON TURK
Company Name:
Address:
Pace Quote Reference:
Pace Project Manager:
Pace Profile #:

REGULATORY AGENCY

☐ NPDES ☐ GROUND WATER ☐ DRINKING WATER
☐ UST ☐ RCRA ☑ OTHER ECY

Site Location STATE: WA

Section D Required Client Information

SAMPLE ID (A-Z, 0-9 / ,-) Sample IDs MUST BE UNIQUE

Matrix Codes (MATRIX / CODE): Drinking Water DW; Water WT; Waste Water WW; Product P; Soil/Solid SL; Oil OL; Wipe WP; Air AR; Tissue TS; Other OT

Requested Analysis Filtered (Y/N)

ITEM #	SAMPLE ID	MATRIX CODE (see valid codes to left)	SAMPLE TYPE (G=GRAB C=COMP)	COLLECTED: COMPOSITE START DATE	COMPOSITE START TIME	COMPOSITE END/GRAB DATE	COMPOSITE END/GRAB TIME	SAMPLE TEMP AT COLLECTION	# OF CONTAINERS	Preservatives: Unpreserved	H_2SO_4	HNO_3	HCl	NaOH	$Na_2S_2O_3$	Methanol	Other	Analysis Test Y/N	TPH-HO, TPH-D	DIOXIN, FURAN	CPAH, naphthalene	Cd, Cu, Pb, As, Ni	BTEX, TPH-G	Residual Chlorine (Y/N)	Pace Project No./ Lab I.D.
1	SPL-27-1	SL	G			02-09-11	12:47	OK	7	X						X	X		SG	X	X	X	X	X		
2	SPL-27-2						13:05																			
3	SPL-27-3						13:20																			
4	SPL-27-4						13:35																			
5	SPL-27-5						14:00																			
6	SPL-28-1						14:12																			
7	SPL-28-2						14:23																			
8	SPL-28-3						14:34																			
9	SPL-28-4						14:45																			
10	TB020911-B																									
11																										
12																										

ADDITIONAL COMMENTS	RELINQUISHED BY / AFFILIATION	DATE	TIME	ACCEPTED BY / AFFILIATION	DATE	TIME	SAMPLE CONDITIONS: Temp in °C	Received on Ice (Y/N)	Custody Sealed Cooler (Y/N)	Samples Intact (Y/N)
temp blank included	Ada Hamilton/BC	2-10-11	0745	Pace	2-10-11	0745	1.3	Y	N	Y

ORIGINAL

SAMPLER NAME AND SIGNATURE

PRINT Name of SAMPLER: ADA HAMILTON

SIGNATURE of SAMPLER: [signature] DATE Signed (MM/DD/YY): 02/09/11

*Important Note: By signing this form you are accepting Pace's NET 30 day payment terms and agreeing to late charges of 1.5% per month for any invoices not paid within 30 days.

Sample Container Count

CLIENT: Brown & Caldwell

Pace Analytical™ www.pacelabs.com

COC PAGE 1 of 1
COC ID# 1446266

256549

Sample Line Item	VG9H	AG1H	AG1U	BG1H	BP1U	BP2U	BP3U	BP2N	BP2S	WGFU	WGKU	DG9H	VG9W		Comments
1										2		1	2		
2															
3															
4															
5															
6															
7															
8															
9															
10															
11															
12															Trip Blank? Yes

AG1H	1 liter HCL amber glass		BP2S	500mL H2SO4 plastic		JGFU	4oz unpreserved amber wide
AG1U	1liter unpreserved amber glass		BP2U	500mL unpreserved plastic		R	terra core kit
AG2S	500mL H2SO4 amber glass		BP2Z	500mL NaOH, Zn Ac		U	Summa Can
AG2U	500mL unpreserved amber glass		BP3C	250mL NaOH plastic		VG9H	40mL HCL clear vial
AG3S	250mL H2SO4 amber glass		BP3N	250mL HNO3 plastic		VG9T	40mL Na Thio. clear vial
BG1H	1 liter HCL clear glass		BP3S	250mL H2SO4 plastic		VG9U	40mL unpreserved **clear** vial
BG1U	1 liter unpreserved glass		BP3U	250mL unpreserved plastic		VG9W	40mL glass vial preweighted (EPA 5035)
BP1N	1 liter HNO3 plastic		DG9B	40mL Na Bisulfate amber vial		VSG	Headspace septa vial & HCL
BP1S	1 liter H2SO4 plastic		DG9H	40mL HCL amber voa vial		WGFU	4oz clear soil jar
BP1U	1 liter unpreserved plastic		DG9M	40mL MeOH clear vial		WGFX	4oz wide jar w/hexane wipe
BP1Z	1 liter NaOH, Zn, Ac		DG9T	40mL Na Thio amber vial		ZPLC	Ziploc Bag
BP2N	500mL HNO3 plastic		DG9U	40mL unpreserved **amber** vial			
BP2O	500mL NaOH plastic		I	Wipe/Swab			

Pace Analytical

Sample Condition Upon Receipt

~~256549~~ 256549

Client Name: Brown & Caldwell Project # 256549

Courier: ☐ Fed Ex ☐ UPS ☐ USPS ☑ Client ☐ Commercial ☐ Pace Other _____

Tracking #: _____

Custody Seal on Cooler/Box Present: ☐ Yes ☑ No Seals intact: ☐ Yes ☐ No

Packing Material: ☑ Bubble Wrap ☑ Bubble Bags ☐ None ☐ Other _____ Temp. Blank Yes ✓ No _____

Thermometer Used 132013 or 101731962 or 226099 Type of Ice: Wet Blue None ☐ Samples on ice, cooling process has begun

Cooler Temperature 1.3c Biological Tissue is Frozen: Yes No

Temp should be above freezing ≤ 6°C

Date and Initials of person examining contents: 021011 CW

Comments:

Chain of Custody Present:	☑Yes	☐No	☐N/A	1.
Chain of Custody Filled Out:	☑Yes	☐No	☐N/A	2.
Chain of Custody Relinquished:	☑Yes	☐No	☐N/A	3.
Sampler Name & Signature on COC:	☑Yes	☐No	☐N/A	4.
Samples Arrived within Hold Time:	☑Yes	☐No	☐N/A	5.
Short Hold Time Analysis (<72hr):	☐Yes	☑No	☐N/A	6.
Rush Turn Around Time Requested:	☐Yes	☑No	☐N/A	7.
Sufficient Volume:	☑Yes	☐No	☐N/A	8.
Correct Containers Used:	☑Yes	☐No	☐N/A	9.
-Pace Containers Used:	☑Yes	☐No	☐N/A	
Containers Intact:	☑Yes	☐No	☐N/A	10.
Filtered volume received for Dissolved tests	☐Yes	☐No	☑N/A	11.
Sample Labels match COC:	☑Yes	☐No	☐N/A	12.
-Includes date/time/ID/Analysis Matrix: SL				
All containers needing preservation have been checked.	☐Yes	☐No	☑N/A	13.
All containers needing preservation are found to be in compliance with EPA recommendation.	☐Yes	☐No	☑N/A	
Exceptions: VOA, coliform, TOC, O&G				Initial when completed: _____ Lot # of added preservative: _____
Samples checked for dechlorination:	☐Yes	☐No	☑N/A	14.
Headspace in VOA Vials (>6mm):	☐Yes	☐No	☑N/A	15.
Trip Blanks Present:	☐Yes	☐No	☑N/A	16.
Trip Blank Custody Seals Present	☐Yes	☐No	☑N/A	
Pace Trip Blank Lot # (if purchased):				

Client Notification/ Resolution: Field Data Required? Y / N

Person Contacted: _____ Date/Time: _____

Comments/ Resolution: _____

Project Manager Review: JENNI GROSS **Date:** 2/10/11

Note: Whenever there is a discrepancy affecting North Carolina compliance samples, a copy of this form will be sent to the North Carolina DEHNR Certification Office (i.e out of hold, incorrect preservative, out of temp, incorrect containers)

Pace Analytical Services, Inc.
940 South Harney
Seattle, WA 98108
(206)767-5060

February 18, 2011

Joshua Johnson
Brown & Caldwell
724 Columbia St. NW#420
Olympia, WA 98501

RE: Project: East Bay Redevelopment 138130
Pace Project No.: 256490

Dear Joshua Johnson:
Enclosed are the analytical results for sample(s) received by the laboratory on February 05, 2011. The results relate only to the samples included in this report. Results reported herein conform to the most current NELAC standards, where applicable, unless otherwise narrated in the body of the report.

If you have any questions concerning this report, please feel free to contact me.

Sincerely,

Jennifer Gross

jennifer.gross@pacelabs.com
Project Manager

Enclosures

cc: Jon Turk, Brown & Caldwell

This report shall not be reproduced, except in full,
without the written consent of Pace Analytical Services, Inc..

Pace Analytical Services, Inc.
940 South Harney
Seattle, WA 98108
(206)767-5060

CERTIFICATIONS

Project: East Bay Redevelopment 138130
Pace Project No.: 256490

Minnesota Certification IDs

1700 Elm Street SE Suite 200, Minneapolis, MN 55414
A2LA Certification #: 2926.01
Alaska Certification #: UST-078
Alaska Certification #MN00064
Arizona Certification #: AZ-0014
Arkansas Certification #: 88-0680
California Certification #: 01155CA
EPA Region 8 Certification #: Pace
Florida/NELAP Certification #: E87605
Georgia Certification #: 959
Idaho Certification #: MN00064
Illinois Certification #: 200011
Iowa Certification #: 368
Kansas Certification #: E-10167
Louisiana Certification #: 03086
Louisiana Certification #: LA080009
Maine Certification #: 2007029
Maryland Certification #: 322
Michigan DEQ Certification #: 9909
Minnesota Certification #: 027-053-137
Mississippi Certification #: Pace
Montana Certification #: MT CERT0092
Nevada Certification #: MN_00064
Nebraska Certification #: Pace
New Jersey Certification #: MN-002
New Mexico Certification #: Pace
New York Certification #: 11647
North Carolina Certification #: 530
North Dakota Certification #: R-036
North Dakota Certification #: R-036A
Ohio VAP Certification #: CL101
Oklahoma Certification #: D9921
Oklahoma Certification #: 9507
Oregon Certification #: MN200001
Pennsylvania Certification #: 68-00563
Puerto Rico Certification
Tennessee Certification #: 02818
Texas Certification #: T104704192
Washington Certification #: C754
Wisconsin Certification #: 999407970
A2LA cert#

This report shall not be reproduced, except in full,
without the written consent of Pace Analytical Services, Inc..

Pace Analytical Services, Inc.
940 South Harney
Seattle, WA 98108
(206)767-5060

SAMPLE ANALYTE COUNT

Project: East Bay Redevelopment 138130
Pace Project No.: 256490

Lab ID	Sample ID	Method	Analysts	Analytes Reported	Laboratory
256490001	**SPL-29-1**	EPA 6020	TL1	5	PASI-M
		% Moisture	JDL	1	PASI-M
256490002	**SPL-29-2**	EPA 6020	TL1	5	PASI-M
		% Moisture	JDL	1	PASI-M
256490003	**SPL-29-3**	EPA 6020	TL1	5	PASI-M
		% Moisture	JDL	1	PASI-M
256490004	**SPL-29-4**	EPA 6020	TL1	5	PASI-M
		% Moisture	JDL	1	PASI-M
256490005	**SPL-29-5**	EPA 6020	TL1	5	PASI-M
		% Moisture	JDL	1	PASI-M
256490006	**SPL-29-6**	EPA 6020	TL1	5	PASI-M
		% Moisture	JDL	1	PASI-M
256490007	**SPL-29-7**	EPA 6020	TL1	5	PASI-M
		% Moisture	JDL	1	PASI-M
256490008	**SPL-29-8**	EPA 6020	TL1	5	PASI-M
		% Moisture	JDL	1	PASI-M

This report shall not be reproduced, except in full,
without the written consent of Pace Analytical Services, Inc..

Pace Analytical Services, Inc.
940 South Harney
Seattle, WA 98108
(206)767-5060

ANALYTICAL RESULTS

Project: East Bay Redevelopment 138130
Pace Project No.: 256490

Sample: SPL-29-1 **Lab ID: 256490001** Collected: 02/04/11 09:35 Received: 02/05/11 11:38 Matrix: Solid

Results reported on a "dry-weight" basis

Parameters	Results	Units	Report Limit	DF	Prepared	Analyzed	CAS No.	Qual
6020 MET ICPMS	Analytical Method: EPA 6020							
Arsenic	**4.0**	mg/kg	0.38	20	02/08/11 17:26	02/17/11 20:39	7440-38-2	
Cadmium	**0.10**	mg/kg	0.061	20	02/08/11 17:26	02/17/11 20:39	7440-43-9	
Copper	**23.3**	mg/kg	0.38	20	02/08/11 17:26	02/17/11 20:39	7440-50-8	
Lead	**8.7**	mg/kg	0.38	20	02/08/11 17:26	02/17/11 20:39	7439-92-1	
Nickel	**36.1**	mg/kg	0.38	20	02/08/11 17:26	02/17/11 20:39	7440-02-0	M6
Dry Weight	Analytical Method: % Moisture							
Percent Moisture	**8.8**	%	0.10	1		02/08/11 00:00		

Sample: SPL-29-2 **Lab ID: 256490002** Collected: 02/04/11 09:50 Received: 02/05/11 11:38 Matrix: Solid

Results reported on a "dry-weight" basis

Parameters	Results	Units	Report Limit	DF	Prepared	Analyzed	CAS No.	Qual
6020 MET ICPMS	Analytical Method: EPA 6020							
Arsenic	**4.8**	mg/kg	0.46	20	02/08/11 17:26	02/17/11 20:30	7440-38-2	
Cadmium	**0.14**	mg/kg	0.074	20	02/08/11 17:26	02/17/11 20:30	7440-43-9	
Copper	**22.8**	mg/kg	0.46	20	02/08/11 17:26	02/17/11 20:30	7440-50-8	
Lead	**9.0**	mg/kg	0.46	20	02/08/11 17:26	02/17/11 20:30	7439-92-1	
Nickel	**31.2**	mg/kg	0.46	20	02/08/11 17:26	02/17/11 20:30	7440-02-0	
Dry Weight	Analytical Method: % Moisture							
Percent Moisture	**15.1**	%	0.10	1		02/08/11 00:00		

Sample: SPL-29-3 **Lab ID: 256490003** Collected: 02/04/11 10:10 Received: 02/05/11 11:38 Matrix: Solid

Results reported on a "dry-weight" basis

Parameters	Results	Units	Report Limit	DF	Prepared	Analyzed	CAS No.	Qual
6020 MET ICPMS	Analytical Method: EPA 6020							
Arsenic	**4.9**	mg/kg	0.48	20	02/08/11 17:26	02/17/11 20:35	7440-38-2	
Cadmium	**0.14**	mg/kg	0.077	20	02/08/11 17:26	02/17/11 20:35	7440-43-9	
Copper	**22.6**	mg/kg	0.48	20	02/08/11 17:26	02/17/11 20:35	7440-50-8	
Lead	**7.1**	mg/kg	0.48	20	02/08/11 17:26	02/17/11 20:35	7439-92-1	
Nickel	**32.0**	mg/kg	0.48	20	02/08/11 17:26	02/17/11 20:35	7440-02-0	
Dry Weight	Analytical Method: % Moisture							
Percent Moisture	**14.6**	%	0.10	1		02/08/11 00:00		

This report shall not be reproduced, except in full,
without the written consent of Pace Analytical Services, Inc..

Pace Analytical Services, Inc.
940 South Harney
Seattle, WA 98108
(206)767-5060

ANALYTICAL RESULTS

Project: East Bay Redevelopment 138130
Pace Project No.: 256490

Sample: SPL-29-4 **Lab ID: 256490004** Collected: 02/04/11 10:35 Received: 02/05/11 11:38 Matrix: Solid

Results reported on a "dry-weight" basis

Parameters	Results	Units	Report Limit	DF	Prepared	Analyzed	CAS No.	Qual
6020 MET ICPMS	Analytical Method: EPA 6020							
Arsenic	**3.8**	mg/kg	0.53	20	02/08/11 17:26	02/17/11 21:06	7440-38-2	
Cadmium	**0.085**	mg/kg	0.084	20	02/08/11 17:26	02/17/11 21:06	7440-43-9	
Copper	**12.8**	mg/kg	0.53	20	02/08/11 17:26	02/17/11 21:06	7440-50-8	
Lead	**4.3**	mg/kg	0.53	20	02/08/11 17:26	02/17/11 21:06	7439-92-1	
Nickel	**32.4**	mg/kg	0.53	20	02/08/11 17:26	02/17/11 21:06	7440-02-0	
Dry Weight	Analytical Method: % Moisture							
Percent Moisture	**12.1**	%	0.10	1		02/08/11 00:00		

Sample: SPL-29-5 **Lab ID: 256490005** Collected: 02/04/11 10:45 Received: 02/05/11 11:38 Matrix: Solid

Results reported on a "dry-weight" basis

Parameters	Results	Units	Report Limit	DF	Prepared	Analyzed	CAS No.	Qual
6020 MET ICPMS	Analytical Method: EPA 6020							
Arsenic	**3.7**	mg/kg	0.48	20	02/08/11 17:26	02/17/11 21:11	7440-38-2	
Cadmium	**0.088**	mg/kg	0.076	20	02/08/11 17:26	02/17/11 21:11	7440-43-9	
Copper	**13.6**	mg/kg	0.48	20	02/08/11 17:26	02/17/11 21:11	7440-50-8	
Lead	**3.5**	mg/kg	0.48	20	02/08/11 17:26	02/17/11 21:11	7439-92-1	
Nickel	**26.3**	mg/kg	0.48	20	02/08/11 17:26	02/17/11 21:11	7440-02-0	
Dry Weight	Analytical Method: % Moisture							
Percent Moisture	**10.6**	%	0.10	1		02/08/11 00:00		

Sample: SPL-29-6 **Lab ID: 256490006** Collected: 02/04/11 10:55 Received: 02/05/11 11:38 Matrix: Solid

Results reported on a "dry-weight" basis

Parameters	Results	Units	Report Limit	DF	Prepared	Analyzed	CAS No.	Qual
6020 MET ICPMS	Analytical Method: EPA 6020							
Arsenic	**14.2**	mg/kg	0.55	20	02/08/11 17:26	02/17/11 21:15	7440-38-2	
Cadmium	**0.098**	mg/kg	0.088	20	02/08/11 17:26	02/17/11 21:15	7440-43-9	
Copper	**58.7**	mg/kg	0.55	20	02/08/11 17:26	02/17/11 21:15	7440-50-8	
Lead	**9.3**	mg/kg	0.55	20	02/08/11 17:26	02/17/11 21:15	7439-92-1	
Nickel	**68.7**	mg/kg	0.55	20	02/08/11 17:26	02/17/11 21:15	7440-02-0	
Dry Weight	Analytical Method: % Moisture							
Percent Moisture	**26.5**	%	0.10	1		02/08/11 00:00		

This report shall not be reproduced, except in full,
without the written consent of Pace Analytical Services, Inc..

Pace Analytical Services, Inc.
940 South Harney
Seattle, WA 98108
(206)767-5060

ANALYTICAL RESULTS

Project: East Bay Redevelopment 138130
Pace Project No.: 256490

Sample: SPL-29-7 **Lab ID: 256490007** Collected: 02/04/11 11:05 Received: 02/05/11 11:38 Matrix: Solid

Results reported on a "dry-weight" basis

Parameters	Results	Units	Report Limit	DF	Prepared	Analyzed	CAS No.	Qual
6020 MET ICPMS	Analytical Method: EPA 6020							
Arsenic	**5.0**	mg/kg	0.64	20	02/08/11 17:26	02/17/11 21:20	7440-38-2	
Cadmium	**0.17**	mg/kg	0.10	20	02/08/11 17:26	02/17/11 21:20	7440-43-9	
Copper	**37.9**	mg/kg	0.64	20	02/08/11 17:26	02/17/11 21:20	7440-50-8	
Lead	**5.3**	mg/kg	0.64	20	02/08/11 17:26	02/17/11 21:20	7439-92-1	
Nickel	**61.0**	mg/kg	0.64	20	02/08/11 17:26	02/17/11 21:20	7440-02-0	
Dry Weight	Analytical Method: % Moisture							
Percent Moisture	**30.0**	%	0.10	1		02/08/11 00:00		

Sample: SPL-29-8 **Lab ID: 256490008** Collected: 02/04/11 11:15 Received: 02/05/11 11:38 Matrix: Solid

Results reported on a "dry-weight" basis

Parameters	Results	Units	Report Limit	DF	Prepared	Analyzed	CAS No.	Qual
6020 MET ICPMS	Analytical Method: EPA 6020							
Arsenic	**3.7**	mg/kg	0.52	20	02/08/11 17:26	02/17/11 21:24	7440-38-2	
Cadmium	**0.095**	mg/kg	0.084	20	02/08/11 17:26	02/17/11 21:24	7440-43-9	
Copper	**18.3**	mg/kg	0.52	20	02/08/11 17:26	02/17/11 21:24	7440-50-8	
Lead	**4.0**	mg/kg	0.52	20	02/08/11 17:26	02/17/11 21:24	7439-92-1	
Nickel	**29.8**	mg/kg	0.52	20	02/08/11 17:26	02/17/11 21:24	7440-02-0	
Dry Weight	Analytical Method: % Moisture							
Percent Moisture	**9.7**	%	0.10	1		02/08/11 00:00		

This report shall not be reproduced, except in full,
without the written consent of Pace Analytical Services, Inc..

Pace Analytical Services, Inc.
940 South Harney
Seattle, WA 98108
(206)767-5060

QUALITY CONTROL DATA

Project: East Bay Redevelopment 138130
Pace Project No.: 256490

QC Batch: ICPM/24628 Analysis Method: EPA 6020
QC Batch Method: EPA 6020 Analysis Description: 6020 MET
Associated Lab Samples: 256490001, 256490002, 256490003, 256490004, 256490005, 256490006, 256490007, 256490008

METHOD BLANK: 927810 Matrix: Solid
Associated Lab Samples: 256490001, 256490002, 256490003, 256490004, 256490005, 256490006, 256490007, 256490008

Parameter	Units	Blank Result	Reporting Limit	Analyzed	Qualifiers
Arsenic	mg/kg	ND	0.48	02/17/11 20:21	
Cadmium	mg/kg	ND	0.076	02/17/11 20:21	
Copper	mg/kg	ND	0.48	02/17/11 20:21	
Lead	mg/kg	ND	0.48	02/17/11 20:21	
Nickel	mg/kg	ND	0.48	02/17/11 20:21	

LABORATORY CONTROL SAMPLE: 927811

Parameter	Units	Spike Conc.	LCS Result	LCS % Rec	% Rec Limits	Qualifiers
Arsenic	mg/kg	19	18.8	99	75-125	
Cadmium	mg/kg	19	19.5	102	75-125	
Copper	mg/kg	19	19.9	104	75-125	
Lead	mg/kg	19	19.7	103	75-125	
Nickel	mg/kg	19	20.4	107	75-125	

MATRIX SPIKE & MATRIX SPIKE DUPLICATE: 927812 927813

Parameter	Units	256490001 Result	MS Spike Conc.	MSD Spike Conc.	MS Result	MSD Result	MS % Rec	MSD % Rec	% Rec Limits	RPD	Qual
Arsenic	mg/kg	4.0	18.9	17.4	22.1	22.2	95	104	75-125	.7	
Cadmium	mg/kg	0.10	18.9	17.4	18.9	18.7	99	107	75-125	.9	
Copper	mg/kg	23.3	18.9	17.4	40.3	43.2	90	114	75-125	7	
Lead	mg/kg	8.7	18.9	17.4	27.0	28.6	97	114	75-125	6	
Nickel	mg/kg	36.1	18.9	17.4	48.2	48.1	64	69	75-125	.1	M6

MATRIX SPIKE SAMPLE: 927814

Parameter	Units	256491001 Result	Spike Conc.	MS Result	MS % Rec	% Rec Limits	Qualifiers
Arsenic	mg/kg	4.2	17.8	26.2	125	75-125	
Cadmium	mg/kg	0.086	17.8	20.4	114	75-125	
Copper	mg/kg	21.0	17.8	47.6	150	75-125	M6
Lead	mg/kg	5.2	17.8	28.6	132	75-125	M6
Nickel	mg/kg	22.5	17.8	51.3	162	75-125	M6

This report shall not be reproduced, except in full,
without the written consent of Pace Analytical Services, Inc..

Pace Analytical Services, Inc.
940 South Harney
Seattle, WA 98108
(206)767-5060

QUALITY CONTROL DATA

Project: East Bay Redevelopment 138130
Pace Project No.: 256490

QC Batch: MPRP/24633 Analysis Method: % Moisture
QC Batch Method: % Moisture Analysis Description: Dry Weight/Percent Moisture
Associated Lab Samples: 256490001, 256490002, 256490003, 256490004, 256490005, 256490006, 256490007, 256490008

SAMPLE DUPLICATE: 928009

Parameter	Units	256491001 Result	Dup Result	RPD	Qualifiers
Percent Moisture	%	20.6	23.4	13	

SAMPLE DUPLICATE: 928010

Parameter	Units	10148885002 Result	Dup Result	RPD	Qualifiers
Percent Moisture	%	5.0	5.5	10	

This report shall not be reproduced, except in full,
without the written consent of Pace Analytical Services, Inc..

Pace Analytical Services, Inc.
940 South Harney
Seattle, WA 98108
(206)767-5060

QUALIFIERS

Project: East Bay Redevelopment 138130
Pace Project No.: 256490

DEFINITIONS

DF - Dilution Factor, if reported, represents the factor applied to the reported data due to changes in sample preparation, dilution of the sample aliquot, or moisture content.

ND - Not Detected at or above adjusted reporting limit.

J - Estimated concentration above the adjusted method detection limit and below the adjusted reporting limit.

MDL - Adjusted Method Detection Limit.

S - Surrogate

1,2-Diphenylhydrazine (8270 listed analyte) decomposes to Azobenzene.

Consistent with EPA guidelines, unrounded data are displayed and have been used to calculate % recovery and RPD values.

LCS(D) - Laboratory Control Sample (Duplicate)

MS(D) - Matrix Spike (Duplicate)

DUP - Sample Duplicate

RPD - Relative Percent Difference

NC - Not Calculable.

SG - Silica Gel Clean-Up

N-Nitrosodiphenylamine decomposes and cannot be separated from Diphenylamine using Method 8270. The result reported for each analyte is a combined concentration.

Pace Analytical is NELAP accredited. Contact your Pace PM for the current list of accredited analytes.

LABORATORIES

PASI-M	Pace Analytical Services - Minneapolis

ANALYTE QUALIFIERS

M6	Matrix spike and Matrix spike duplicate recovery not evaluated against control limits due to sample dilution.

This report shall not be reproduced, except in full,
without the written consent of Pace Analytical Services, Inc..

Pace Analytical Services, Inc.
940 South Harney
Seattle, WA 98108
(206)767-5060

QUALITY CONTROL DATA CROSS REFERENCE TABLE

Project: East Bay Redevelopment 138130
Pace Project No.: 256490

Lab ID	Sample ID	QC Batch Method	QC Batch	Analytical Method	Analytical Batch
256490001	**SPL-29-1**	EPA 6020	ICPM/24628	EPA 6020	ICPM/10078
256490002	**SPL-29-2**	EPA 6020	ICPM/24628	EPA 6020	ICPM/10078
256490003	**SPL-29-3**	EPA 6020	ICPM/24628	EPA 6020	ICPM/10078
256490004	**SPL-29-4**	EPA 6020	ICPM/24628	EPA 6020	ICPM/10078
256490005	**SPL-29-5**	EPA 6020	ICPM/24628	EPA 6020	ICPM/10078
256490006	**SPL-29-6**	EPA 6020	ICPM/24628	EPA 6020	ICPM/10078
256490007	**SPL-29-7**	EPA 6020	ICPM/24628	EPA 6020	ICPM/10078
256490008	**SPL-29-8**	EPA 6020	ICPM/24628	EPA 6020	ICPM/10078
256490001	**SPL-29-1**	% Moisture	MPRP/24633		
256490002	**SPL-29-2**	% Moisture	MPRP/24633		
256490003	**SPL-29-3**	% Moisture	MPRP/24633		
256490004	**SPL-29-4**	% Moisture	MPRP/24633		
256490005	**SPL-29-5**	% Moisture	MPRP/24633		
256490006	**SPL-29-6**	% Moisture	MPRP/24633		
256490007	**SPL-29-7**	% Moisture	MPRP/24633		
256490008	**SPL-29-8**	% Moisture	MPRP/24633		

This report shall not be reproduced, except in full,
without the written consent of Pace Analytical Services, Inc..

Pace Analytical
www.pacelabs.com

CHAIN-OF-CUSTODY / Analytical Request Document

The Chain-of-Custody is a LEGAL DOCUMENT. All relevant fields must be completed accurately.

256490

Page: 1 of 1

1195894

Section A Required Client Information:
Company: Brown + Caldwell
Address: 24 Columbia St NW Ste 400
Olympia WA 98501
Email To: jturk@brwncald.com
Phone: 05341206 Fax: 3609437513
Requested Due Date/TAT: 10-day

Section B Required Project Information:
Report To: Jon Turk
Copy To: Josh Johnson
Purchase Order No.:
Project Name: East Bay Redevelopment
Project Number: 138130

Section C Invoice Information:
Attention: Jon Turk
Company Name: See A
Address:
Pace Quote Reference:
Pace Project Manager:
Pace Profile #:

REGULATORY AGENCY
☐ NPDES ☐ GROUND WATER ☐ DRINKING WATER
☐ UST ☐ RCRA ☒ OTHER EXY
Site Location STATE: WA

Section D Required Client Information

Matrix Codes MATRIX / CODE: Drinking Water DW; Water WT; Waste Water WW; Product P; Soil/Solid SL; Oil OL; Wipe WP; Air AR; Tissue TS; Other OT

SAMPLE ID (A-Z, 0-9 / ,-) Sample IDs MUST BE UNIQUE

Requested Analysis Filtered (Y/N)

SAMPLE ID	MATRIX CODE (see valid codes to left)	SAMPLE TYPE (G=GRAB C=COMP)	COLLECTED COMPOSITE START DATE	COMPOSITE START TIME	COMPOSITE END/GRAB DATE	COMPOSITE END/GRAB TIME	SAMPLE TEMP AT COLLECTION	# OF CONTAINERS	Preservatives: Unpreserved	H_2SO_4	HNO_3	HCl	NaOH	$Na_2S_2O_3$	Methanol	Other water	Analysis Test (Y/N)	As, Pb, Ni, Cu, Cd	TPHD, HO	Dioxins, Furans, PAHs, Naphthalenes	TPH-G	BTEX	Residual Chlorine (Y/N)	Pace Project No./ Lab I.D.
SPL-29-1	SL	G			2/4/11	0935		7	X						X	X								
SPL-29-2						0950																		
SPL-29-3						1010																		
SPL-29-4						1035																		
SPL-29-5						1045																		
SPL-29-6						1055																		
SPL-29-7						1105																		
SPL-29-8						1115																		
TB-020411	WT							3																

ADDITIONAL COMMENTS	RELINQUISHED BY / AFFILIATION	DATE	TIME	ACCEPTED BY / AFFILIATION	DATE	TIME	SAMPLE CONDITIONS: Temp in °C	Received on Ice (Y/N)	Custody Sealed Cooler (Y/N)	Samples Intact (Y/N)
Temp Blank included	Jon Turk	2/4/11	1330	Custody Seal	2/4/11	1330				
	Fedex	2/5/11	1138	Jyoth Sing	2/5/11	1138	0.4	Y	Y	Y

ORIGINAL

SAMPLER NAME AND SIGNATURE
PRINT Name of SAMPLER: Jon Turk
SIGNATURE of SAMPLER: [signature]
DATE Signed (MM/DD/YY): 2/4/11

Important Note: By signing this form you are accepting Pace's NET 30 day payment terms and agreeing to late charges of 1.5% per month for any invoices not paid within 30 days.

F-ALL-Q-020rev.07 15-May-2007

Sample Container Count

CLIENT: Brown + Caldwell

Pace Analytical™ www.pacelabs.com

256490

COC PAGE 1 of 1
COC ID# 1195894

Sample Line Item	VG9H	AG1H	AG1U	BG1H	BP1U	BP2U	BP3U	BP2N	BP2S	WGFU	WGKU				Comments
1										2					
2										2					
3										2					
4										2					
5										2					
6										2					
7										2					
8										2					
9															
10															
11															
12															Trip Blank? ~~No~~ Yes 2/5/14

AG1H	1 liter HCL amber glass		BP2S	500mL H2SO4 plastic		JGFU	4oz unpreserved amber wide
AG1U	1liter unpreserved amber glass		BP2U	500mL unpreserved plastic		R	terra core kit
AG2S	500mL H2SO4 amber glass		BP2Z	500mL NaOH, Zn Ac		U	Summa Can
AG2U	500mL unpreserved amber glass		BP3C	250mL NaOH plastic		VG9H	40mL HCL clear vial
AG3S	250mL H2SO4 amber glass		BP3N	250mL HNO3 plastic		VG9T	40mL Na Thio. clear vial
BG1H	1 liter HCL clear glass		BP3S	250mL H2SO4 plastic		VG9U	40mL unpreserved **clear** vial
BG1U	1 liter unpreserved glass		BP3U	250mL unpreserved plastic		VG9W	40mL glass vial preweighted (EPA 5035)
BP1N	1 liter HNO3 plastic		DG9B	40mL Na Bisulfate amber vial		VSG	Headspace septa vial & HCL
BP1S	1 liter H2SO4 plastic		DG9H	40mL HCL amber voa vial		WGFU	4oz clear soil jar
BP1U	1 liter unpreserved plastic		DG9M	40mL MeOH clear vial		WGFX	4oz wide jar w/hexane wipe
BP1Z	1 liter NaOH, Zn, Ac		DG9T	40mL Na Thio amber vial		ZPLC	Ziploc Bag
BP2N	500mL HNO3 plastic		DG9U	40mL unpreserved **amber** vial			
BP2O	500mL NaOH plastic		I	Wipe/Swab			

Sample Condition Upon Receipt

256490

Pace Analytical

Client Name: Brown + Caldwell #139 Project # _____

Courier: ☑ Fed Ex ☐ UPS ☐ USPS ☐ Client ☐ Commercial ☐ Pace Other _____

Tracking #: 8738 8211 4947

Custody Seal on Cooler/Box Present: ☑ Yes ☐ No Seals intact: ☑ Yes ☐ No

Packing Material: ☐ Bubble Wrap ☑ Bubble Bags ☐ None ☐ Other _____ Temp. Blank (Yes) No

Thermometer Used 132013 or 101731962 or 226099 Type of Ice: (Wet) Blue None ☐ Samples on ice, cooling process has begun

Cooler Temperature 04 Biological Tissue is Frozen: Yes No

Temp should be above freezing ≤ 6°C

Comments:

Date and Initials of person examining contents: NS 2/5/11

				Comments:
Chain of Custody Present:	☑Yes	☐No	☐N/A	1.
Chain of Custody Filled Out:	☑Yes	☐No	☐N/A	2.
Chain of Custody Relinquished:	☑Yes	☐No	☐N/A	3.
Sampler Name & Signature on COC:	☑Yes	☐No	☐N/A	4.
Samples Arrived within Hold Time:	☑Yes	☐No	☐N/A	5.
Short Hold Time Analysis (<72hr):	☐Yes	☑No	☐N/A	6.
Rush Turn Around Time Requested:	☐Yes	☑No	☐N/A	7.
Sufficient Volume:	☑Yes	☐No	☐N/A	8.
Correct Containers Used:	☑Yes	☐No	☐N/A	9.
-Pace Containers Used:	☑Yes	☐No	☐N/A	
Containers Intact:	☑Yes	☐No	☐N/A	10.
Filtered volume received for Dissolved tests	☐Yes	☐No	☑N/A	11.
Sample Labels match COC:	☑Yes	☐No	☐N/A	12.
-Includes date/time/ID/Analysis Matrix:	Soil			
All containers needing preservation have been checked.	☐Yes	☐No	☑N/A	13.
All containers needing preservation are found to be in compliance with EPA recommendation.	☐Yes	☐No	☑N/A	
Exceptions: VOA, coliform, TOC, O&G				Initial when completed / Lot # of added preservative
Samples checked for dechlorination:	☐Yes	☐No	☑N/A	14.
Headspace in VOA Vials (>6mm):	☐Yes	☐No	☑N/A	15.
Trip Blanks Present:	☐Yes	☐No	☐N/A	16.
Trip Blank Custody Seals Present	☐Yes	☐No	☐N/A	
Pace Trip Blank Lot # (if purchased):				

Client Notification/ Resolution: Field Data Required? Y / N

Person Contacted: _____ Date/Time: _____

Comments/ Resolution: _____

Project Manager Review: JENNI GROSS Date: 2/7/11

Note: Whenever there is a discrepancy affecting North Carolina compliance samples, a copy of this form will be sent to the North Carolina DEHNR Certification Office (i.e out of hold, incorrect preservative, out of temp, incorrect containers)

Pace Analytical Services, Inc.
1700 Elm Street
Minneapolis, MN 55414
Phone: 612.607.1700
Fax: 612.607.6444

www.pacelabs.com

Report Prepared for:

Jennifer Gross
PASI Seattle
940 S. Harney Street
Seattle WA 98108

REPORT OF LABORATORY ANALYSIS FOR PCDD/PCDF

Report Prepared Date:
February 15, 2011

Report Information:

Pace Project #: 10148907
Sample Receipt Date: 02/07/2011
Client Project #: 256490
Client Sub PO #: N/A
State Cert #: C755

Invoicing & Reporting Options:

The report provided has been invoiced as a Level 2 PCDD/PCDF Report. If an upgrade of this report package is requested, an additional charge may be applied.

Please review the attached invoice for accuracy and forward any questions to Nate Habte, your Pace Project Manager.

This report has been reviewed by:

February 16, 2011

Nate Habte, Project Manager
(612) 607-6407
(612) 607-6444 (fax)
natnael.habte@pacelabs.com

ACCREDITED IN ACCORDANCE WITH nelac

Report of Laboratory Analysis

This report should not be reproduced, except in full, without the written consent of Pace Analytical Services, Inc.

The results relate only to the samples included in this report.

Pace Analytical Services, Inc.
1700 Elm Street
Minneapolis, MN 55414
Phone: 612.607.1700
Fax: 612.607.6444

DISCUSSION

This report presents the results from the analyses performed on eight samples submitted by a representative of Pace Analytical Services, Inc. The samples were analyzed for the presence or absence of polychlorodibenzo-p-dioxins (PCDDs) and polychlorodibenzofurans (PCDFs) using a modified version of USEPA Method 8290. Reporting limits were based on signal-to-noise measurements.

The recoveries of the isotopically-labeled PCDD/PCDF internal standards in the sample extracts ranged from 45-91%. All of the labeled standard recoveries obtained for this project were within the 40-135% target range specified in Method 8290. Also, since the quantification of the native 2,3,7,8-substituted congeners was based on isotope dilution, the data were automatically corrected for variation in recovery and accurate values were obtained.

In some cases, interfering substances impacted the determinations of PCDD or PCDF congeners. The affected values were flagged "I" where incorrect isotope ratios were obtained or "P" where polychlorinated diphenyl ethers were present.

A laboratory method blank was prepared and analyzed with each sample batch as part of our routine quality control procedures. The results show Blank-27836 to contain a trace level of OCDD. This was below the calibration range of the method. The OCDD levels reported for the associated field samples were higher than the OCDD level in the blank by one or more orders of magnitude. These results indicate that the sample processing steps did not contribute significantly to the levels reported for the field samples.

A laboratory spike sample was also prepared with each sample batch using clean sand that had been fortified with native standard materials. The results show that the spiked native compounds were recovered at 87-113%, indicating a high degree of accuracy for these determinations. Matrix spikes were prepared with the sample batches using sample materials from separate projects; results from these analyses will be provided upon request.

The amount of the labeled cleanup standard used in the preparation of the extracts for samples SPL-29-6, SPL-29-7, and the associated quality control blank and spike was twice the amount specified in our procedures. The actual spike amounts were used in the calculations, and accurate recovery values were reported. It should be noted that the accuracy of the native congener determinations was not impacted by this deviation.

REPORT OF LABORATORY ANALYSIS

This report shall not be reproduced, except in full,
without the written consent of Pace Analytical Services, Inc.

Pace Analytical Services, Inc.
1700 Elm Street - Suite 200
Minneapolis, MN 55414

Tel: 612-607-1700
Fax: 612- 607-6444

Minnesota Laboratory Certifications

Authority	Certificate #	Authority	Certificate #
Alabama	40770	Montana	92
Alaska	MN00064	Nebraska	
Arizona	AZ0014	Nevada	MN000642010A
Arkansas	88-0680	New Jersey (NE	MN002
California	01155CA	New Mexico	MN00064
Colorado	MN00064	New York (NEL	11647
Connecticut	PH-0256	North Carolina	27700
EPA Region 5	WD-15J	North Dakota	R-036
EPA Region 8	8TMS-Q	Ohio	4150
Florida (NELAP	E87605	Ohio VAP	CL101
Georgia (DNR)	959	Oklahoma	D9922
Guam	09-019r	Oregon (ELAP)	MN200001-005
Hawaii	SLD	Oregon (OREL	MN200001-005
Idaho	MN00064	Pennsylvania	68-00563
Illinois	200012	Saipan	MP0003
Indiana	C-MN-01	South Carolina	74003001
Indiana	C-MN-01	Tennesee	2818
Iowa	368	Tennessee	02818
Kansas	E-10167	Texas	T104704192-08
Kentucky	90062	Utah (NELAP)	PAM
Louisiana	LA0900016	Virginia	00251
Maine	2007029	Washington	C755
Maryland	322	West Virginia	9952C
Michigan	9909	Wisconsin	999407970
Minnesota	027-053-137	Wyoming	8TMS-Q
Mississippi	MN00064		

REPORT OF LABORATORY ANALYSIS

This report shall not be reproduced, except in full,
without the written consent of Pace Analytical Services, Inc.

Appendix A

Sample Management

Report No:...10148907_8290

Chain of Custody

Rush Dioxins Due 2/21/11

10148907

Pace Analytical®
www.pacelabs.com

2/21/11 Rush

Workorder: 256490 **Workorder Name:** East Bay Redevelopment 138130 **Owner Received Date:** 2/5/2011 **Results Requested By:** ~~2/18/2011~~

Report To	Subcontract To
Jennifer Gross Pace Analytical Services, Inc. 940 South Harney Seattle WA 98108 Phone (206)767-5060 Fax (206)767-5063	Pace Analytical Minnesota 1700 Elm Street Suite 200 Minneapolis, MN 55414 Phone (612)607-1700

Item	Sample ID	Sample Type	Collect Date/Time	Lab ID	Matrix	Preserved Containers: Unpreserved	Requested Analysis: Dioxin, furans	Cu, Cd, Pb, Ni, As by 6020	Dry weight	LAB USE ONLY
1	SPL-29-1	PS	2/4/2011 09:35	256490001	Solid	2	X	XX	XX	
2	SPL-29-2	PS	2/4/2011 09:50	256490002	Solid	2	X	XX	XX	
3	SPL-29-3	PS	2/4/2011 10:10	256490003	Solid	2	X	XX	XX	
4	SPL-29-4	PS	2/4/2011 10:35	256490004	Solid	2	X	XX	XX	
5	SPL-29-5	PS	2/4/2011 10:45	256490005	Solid	2	X	XX	XX	
6	SPL-29-6	PS	2/4/2011 10:55	256490006	Solid	2	X	XX	XX	
7	SPL-29-7	PS	2/4/2011 11:05	256490007	Solid	2	X	XX	XX	
8	SPL-29-8	PS	2/4/2011 11:15	256490008	Solid	2	X	X	XX	

Transfers	Released By	Date/Time	Received By	Date/Time
1	Jyothi Sway	2/3/11 1350		
2				
3				

Comments

10 - Rush Dioxins

Cooler Temperature on Receipt ____ °C | **Custody Seal** Y or N | **Received on Ice** Y or N | **Samples Intact** Y or N

Sample Condition Upon Receipt

Pace Analytical

Client Name: Pace-WA **Project #** 10148907

Courier: ☑ Fed Ex ☐ UPS ☐ USPS ☐ Client ☐ Commercial ☐ Pace Other _____

Tracking #: 794395109505

Optional: Proj. Due Date: Proj. Name:

Custody Seal on Cooler/Box Present: ☑ yes ☐ no Seals intact: ☐ yes ☐ no

Packing Material: ☐ Bubble Wrap ☑ Bubble Bags ☐ None ☐ Other _____ Temp Blank: Yes ____ No ✓

Thermometer Used 80344042 or 179425 **Type of Ice:** Wet Blue None ☐ Samples on ice, cooling process has begun

Cooler Temperature 1-4 **Biological Tissue is Frozen:** Yes No

Date and Initials of person examining contents: 2/7/11 sh

Temp should be above freezing to 6°C

		Comments:
Chain of Custody Present:	☑Yes ☐No ☐N/A	1.
Chain of Custody Filled Out:	☑Yes ☐No ☐N/A	2.
Chain of Custody Relinquished:	☑Yes ☐No ☐N/A	3.
Sampler Name & Signature on COC:	☐Yes ☑No ☐N/A	4.
Samples Arrived within Hold Time:	☑Yes ☐No ☐N/A	5.
Short Hold Time Analysis (<72hr):	☐Yes ☑No ☐N/A	6.
Rush Turn Around Time Requested:	☑Yes ☐No ☐N/A	7.
Sufficient Volume:	☑Yes ☐No ☐N/A	8.
Correct Containers Used:	☑Yes ☐No ☐N/A	9.
-Pace Containers Used:	☑Yes ☐No ☐N/A	
Containers Intact:	☑Yes ☐No ☐N/A	10.
Filtered volume received for Dissolved tests	☐Yes ☐No ☐N/A	11.
Sample Labels match COC:	☑Yes ☐No ☐N/A	12.
-Includes date/time/ID/Analysis Matrix: SL		
All containers needing acid/base preservation have been checked. Noncompliance are noted in 13.	☐Yes ☐No ☐N/A	13. ☐ HNO3 ☐ H2SO4 ☐ NaOH ☐ HCl
All containers needing preservation are found to be in compliance with EPA recommendation.	☐Yes ☐No ☐N/A	Samp #
Exceptions: VOA,Coliform, TOC, Oil and Grease, WI-DRO (water)	☐Yes ☑No	Initial when completed / Lot # of added preservative
Samples checked for dechlorination:	☐Yes ☐No ☑N/A	14.
Headspace in VOA Vials (>6mm):	☐Yes ☐No ☑N/A	15.
Trip Blank Present:	☐Yes ☐No ☑N/A	16.
Trip Blank Custody Seals Present	☐Yes ☐No ☑N/A	
Pace Trip Blank Lot # (if purchased):		

Client Notification/ Resolution: Field Data Required? Y / N

Person Contacted: Jenni Gray Date/Time: 2/7/11 @ 11:07

Comments/ Resolution: Confirmed due 2/15, despite note on inv.

Project Manager Review: NAH **Date:** 2/7/11

Note: Whenever there is a discrepancy affecting North Carolina compliance samples, a copy of this form will be sent to the North Carolina DENR.

Pace Analytical Services, Inc.
1700 Elm Street - Suite 200
Minneapolis, MN 55414

Tel: 612-607-1700
Fax: 612- 607-6444

Reporting Flags

A = Reporting Limit based on signal to noise

B = Less than 10x higher than method blank level

C = Result obtained from confirmation analysis

D = Result obtained from analysis of diluted sample

E = Exceeds calibration range

I = Interference present

J = Estimated value

Nn = Value obtained from additional analysis

P = PCDE Interference

R = Recovery outside target range

S = Peak saturated

U = Analyte not detected

V = Result verified by confirmation analysis

X = %D Exceeds limits

Y = Calculated using average of daily RFs

* = See Discussion

This report shall not be reproduced, except in full,
without the written consent of Pace Analytical Services, Inc.

Appendix B

Sample Analysis Summary

Pace Analytical Services, Inc.
1700 Elm Street - Suite 200
Minneapolis, MN 55414

Tel: 612-607-1700
Fax: 612- 607-6444

Method 8290 Sample Analysis Results

Client - PASI Seattle

Client's Sample ID	SPL-29-1		
Lab Sample ID	256490001		
Filename	F110211A_05		
Injected By	BAL		
Total Amount Extracted	10.9 g	Matrix	Solid
% Moisture	8.8	Dilution	NA
Dry Weight Extracted	9.94 g	Collected	02/04/2011 09:35
ICAL ID	F101206	Received	02/07/2011 10:30
CCal Filename(s)	F110210B_16 & F110211A_16	Extracted	02/09/2011 16:35
Method Blank ID	BLANK-27836	Analyzed	02/11/2011 18:04

Native Isomers	Conc ng/Kg	EMPC ng/Kg	RL ng/Kg		Internal Standards	ng's Added	Percent Recovery
2,3,7,8-TCDF	0.54	-----	0.21	J	2,3,7,8-TCDF-13C	2.00	73
Total TCDF	6.70	-----	0.21		2,3,7,8-TCDD-13C	2.00	84
					1,2,3,7,8-PeCDF-13C	2.00	79
2,3,7,8-TCDD	ND	-----	0.16		2,3,4,7,8-PeCDF-13C	2.00	80
Total TCDD	4.60	-----	0.16		1,2,3,7,8-PeCDD-13C	2.00	87
					1,2,3,4,7,8-HxCDF-13C	2.00	77
1,2,3,7,8-PeCDF	0.64	-----	0.31	J	1,2,3,6,7,8-HxCDF-13C	2.00	75
2,3,4,7,8-PeCDF	1.80	-----	0.24	J	2,3,4,6,7,8-HxCDF-13C	2.00	71
Total PeCDF	18.00	-----	0.27		1,2,3,7,8,9-HxCDF-13C	2.00	74
					1,2,3,4,7,8-HxCDD-13C	2.00	81
1,2,3,7,8-PeCDD	-----	0.31	0.25	I	1,2,3,6,7,8-HxCDD-13C	2.00	76
Total PeCDD	9.90	-----	0.25		1,2,3,4,6,7,8-HpCDF-13C	2.00	62
					1,2,3,4,7,8,9-HpCDF-13C	2.00	61
1,2,3,4,7,8-HxCDF	2.70	-----	0.31	J	1,2,3,4,6,7,8-HpCDD-13C	2.00	68
1,2,3,6,7,8-HxCDF	1.10	-----	0.27	J	OCDD-13C	4.00	55
2,3,4,6,7,8-HxCDF	1.70	-----	0.19	J			
1,2,3,7,8,9-HxCDF	0.89	-----	0.20	J	1,2,3,4-TCDD-13C	2.00	NA
Total HxCDF	20.00	-----	0.24		1,2,3,7,8,9-HxCDD-13C	2.00	NA
1,2,3,4,7,8-HxCDD	1.00	-----	0.29	J	2,3,7,8-TCDD-37Cl4	0.20	83
1,2,3,6,7,8-HxCDD	2.70	-----	0.37	J			
1,2,3,7,8,9-HxCDD	1.20	-----	0.29	J			
Total HxCDD	22.00	-----	0.32				
1,2,3,4,6,7,8-HpCDF	15.00	-----	0.22		Total 2,3,7,8-TCDD		
1,2,3,4,7,8,9-HpCDF	1.30	-----	0.29	J	Equivalence: 2.7 ng/Kg		
Total HpCDF	17.00	-----	0.26		(Using 2005 WHO Factors - Using PRL/2 where ND)		
1,2,3,4,6,7,8-HpCDD	44.00	-----	0.34				
Total HpCDD	78.00	-----	0.34				
OCDF	46.00	-----	0.32				
OCDD	340.00	-----	0.64				

Conc = Concentration (Totals include 2,3,7,8-substituted isomers).
EMPC = Estimated Maximum Possible Concentration
RL = Reporting Limit.

ND = Not Detected
NA = Not Applicable
NC = Not Calculated

Results reported on a dry weight basis and are valid to no more than 2 significant figures.
J = Estimated value
I = Interference present

REPORT OF LABORATORY ANALYSIS

This report shall not be reproduced, except in full,
without the written consent of Pace Analytical Services, Inc.

Pace Analytical Services, Inc.
1700 Elm Street - Suite 200
Minneapolis, MN 55414

Tel: 612-607-1700
Fax: 612- 607-6444

Method 8290 Sample Analysis Results

Client - PASI Seattle

Client's Sample ID	SPL-29-2		
Lab Sample ID	256490002		
Filename	F110211A_06		
Injected By	BAL		
Total Amount Extracted	11.9 g	Matrix	Solid
% Moisture	15.1	Dilution	NA
Dry Weight Extracted	10.1 g	Collected	02/04/2011 09:50
ICAL ID	F101206	Received	02/07/2011 10:30
CCal Filename(s)	F110210B_16 & F110211A_16	Extracted	02/09/2011 16:35
Method Blank ID	BLANK-27836	Analyzed	02/11/2011 18:49

Native Isomers	Conc ng/Kg	EMPC ng/Kg	RL ng/Kg		Internal Standards	ng's Added	Percent Recovery
2,3,7,8-TCDF	1.0	-----	0.30		2,3,7,8-TCDF-13C	2.00	70
Total TCDF	13.0	-----	0.30		2,3,7,8-TCDD-13C	2.00	79
					1,2,3,7,8-PeCDF-13C	2.00	76
2,3,7,8-TCDD	ND	-----	0.25		2,3,4,7,8-PeCDF-13C	2.00	78
Total TCDD	22.0	-----	0.25		1,2,3,7,8-PeCDD-13C	2.00	84
					1,2,3,4,7,8-HxCDF-13C	2.00	76
1,2,3,7,8-PeCDF	1.2	-----	0.51	J	1,2,3,6,7,8-HxCDF-13C	2.00	73
2,3,4,7,8-PeCDF	3.5	-----	0.46	J	2,3,4,6,7,8-HxCDF-13C	2.00	72
Total PeCDF	30.0	-----	0.49		1,2,3,7,8,9-HxCDF-13C	2.00	75
					1,2,3,4,7,8-HxCDD-13C	2.00	82
1,2,3,7,8-PeCDD	1.8	-----	0.26	J	1,2,3,6,7,8-HxCDD-13C	2.00	76
Total PeCDD	25.0	-----	0.26		1,2,3,4,6,7,8-HpCDF-13C	2.00	65
					1,2,3,4,7,8,9-HpCDF-13C	2.00	66
1,2,3,4,7,8-HxCDF	8.8	-----	0.28		1,2,3,4,6,7,8-HpCDD-13C	2.00	71
1,2,3,6,7,8-HxCDF	2.7	-----	0.40	J	OCDD-13C	4.00	70
2,3,4,6,7,8-HxCDF	3.8	-----	0.21	J			
1,2,3,7,8,9-HxCDF	1.9	-----	0.30	J	1,2,3,4-TCDD-13C	2.00	NA
Total HxCDF	53.0	-----	0.29		1,2,3,7,8,9-HxCDD-13C	2.00	NA
1,2,3,4,7,8-HxCDD	1.6	-----	0.86	J	2,3,7,8-TCDD-37Cl4	0.20	83
1,2,3,6,7,8-HxCDD	9.0	-----	0.43				
1,2,3,7,8,9-HxCDD	3.7	-----	0.40	J			
Total HxCDD	69.0	-----	0.57				
1,2,3,4,6,7,8-HpCDF	61.0	-----	0.30		Total 2,3,7,8-TCDD		
1,2,3,4,7,8,9-HpCDF	4.4	-----	0.52	J	Equivalence: 11 ng/Kg		
Total HpCDF	230.0	-----	0.41		(Using 2005 WHO Factors - Using PRL/2 where ND)		
1,2,3,4,6,7,8-HpCDD	300.0	-----	0.85				
Total HpCDD	560.0	-----	0.85				
OCDF	250.0	-----	0.45				
OCDD	3500.0	-----	0.28				

Conc = Concentration (Totals include 2,3,7,8-substituted isomers).
EMPC = Estimated Maximum Possible Concentration
RL = Reporting Limit.

ND = Not Detected
NA = Not Applicable
NC = Not Calculated

Results reported on a dry weight basis and are valid to no more than 2 significant figures.
J = Estimated value

REPORT OF LABORATORY ANALYSIS

This report shall not be reproduced, except in full,
without the written consent of Pace Analytical Services, Inc.

Pace Analytical Services, Inc.
1700 Elm Street - Suite 200
Minneapolis, MN 55414

Tel: 612-607-1700
Fax: 612- 607-6444

Method 8290 Sample Analysis Results

Client - PASI Seattle

Client's Sample ID	SPL-29-3		
Lab Sample ID	256490003		
Filename	F110211A_07		
Injected By	BAL		
Total Amount Extracted	12.5 g	Matrix	Solid
% Moisture	14.6	Dilution	NA
Dry Weight Extracted	10.7 g	Collected	02/04/2011 10:10
ICAL ID	F101206	Received	02/07/2011 10:30
CCal Filename(s)	F110210B_16 & F110211A_16	Extracted	02/09/2011 16:35
Method Blank ID	BLANK-27836	Analyzed	02/11/2011 19:35

Native Isomers	Conc ng/Kg	EMPC ng/Kg	RL ng/Kg		Internal Standards	ng's Added	Percent Recovery
2,3,7,8-TCDF	1.0	-----	0.19		2,3,7,8-TCDF-13C	2.00	67
Total TCDF	19.0	-----	0.19		2,3,7,8-TCDD-13C	2.00	75
					1,2,3,7,8-PeCDF-13C	2.00	72
2,3,7,8-TCDD	ND	-----	0.31		2,3,4,7,8-PeCDF-13C	2.00	72
Total TCDD	21.0	-----	0.31		1,2,3,7,8-PeCDD-13C	2.00	77
					1,2,3,4,7,8-HxCDF-13C	2.00	71
1,2,3,7,8-PeCDF	1.3	-----	0.53	J	1,2,3,6,7,8-HxCDF-13C	2.00	67
2,3,4,7,8-PeCDF	5.3	-----	0.43		2,3,4,6,7,8-HxCDF-13C	2.00	67
Total PeCDF	44.0	-----	0.48		1,2,3,7,8,9-HxCDF-13C	2.00	71
					1,2,3,4,7,8-HxCDD-13C	2.00	71
1,2,3,7,8-PeCDD	2.3	-----	0.34	J	1,2,3,6,7,8-HxCDD-13C	2.00	71
Total PeCDD	19.0	-----	0.34		1,2,3,4,6,7,8-HpCDF-13C	2.00	62
					1,2,3,4,7,8,9-HpCDF-13C	2.00	65
1,2,3,4,7,8-HxCDF	-----	18	0.27	P	1,2,3,4,6,7,8-HpCDD-13C	2.00	69
1,2,3,6,7,8-HxCDF	3.6	-----	0.26	J	OCDD-13C	4.00	69
2,3,4,6,7,8-HxCDF	5.1	-----	0.24				
1,2,3,7,8,9-HxCDF	2.7	-----	0.46	J	1,2,3,4-TCDD-13C	2.00	NA
Total HxCDF	58.0	-----	0.31		1,2,3,7,8,9-HxCDD-13C	2.00	NA
1,2,3,4,7,8-HxCDD	2.0	-----	0.57	J	2,3,7,8-TCDD-37Cl4	0.20	82
1,2,3,6,7,8-HxCDD	9.8	-----	0.50				
1,2,3,7,8,9-HxCDD	4.8	-----	0.59				
Total HxCDD	68.0	-----	0.56				
1,2,3,4,6,7,8-HpCDF	85.0	-----	0.61		Total 2,3,7,8-TCDD		
1,2,3,4,7,8,9-HpCDF	5.9	-----	0.76		Equivalence: 12 ng/Kg		
Total HpCDF	280.0	-----	0.68		(Using 2005 WHO Factors - Using PRL/2 where ND)		
1,2,3,4,6,7,8-HpCDD	270.0	-----	1.10				
Total HpCDD	470.0	-----	1.10				
OCDF	350.0	-----	0.96				
OCDD	2900.0	-----	0.41				

Conc = Concentration (Totals include 2,3,7,8-substituted isomers).
EMPC = Estimated Maximum Possible Concentration
RL = Reporting Limit.

ND = Not Detected
NA = Not Applicable
NC = Not Calculated

Results reported on a dry weight basis and are valid to no more than 2 significant figures.
J = Estimated value
P = PCDE Interference

REPORT OF LABORATORY ANALYSIS

This report shall not be reproduced, except in full,
without the written consent of Pace Analytical Services, Inc.

Pace Analytical Services, Inc.
1700 Elm Street - Suite 200
Minneapolis, MN 55414

Tel: 612-607-1700
Fax: 612- 607-6444

Method 8290 Sample Analysis Results

Client - PASI Seattle

Client's Sample ID	SPL-29-4		
Lab Sample ID	256490004		
Filename	F110211A_08		
Injected By	BAL		
Total Amount Extracted	11.7 g	Matrix	Solid
% Moisture	12.1	Dilution	NA
Dry Weight Extracted	10.3 g	Collected	02/04/2011 10:35
ICAL ID	F101206	Received	02/07/2011 10:30
CCal Filename(s)	F110210B_16 & F110211A_16	Extracted	02/09/2011 16:35
Method Blank ID	BLANK-27836	Analyzed	02/11/2011 20:21

Native Isomers	Conc ng/Kg	EMPC ng/Kg	RL ng/Kg		Internal Standards	ng's Added	Percent Recovery
2,3,7,8-TCDF	1.1	-----	0.26		2,3,7,8-TCDF-13C	2.00	64
Total TCDF	17.0	-----	0.26		2,3,7,8-TCDD-13C	2.00	72
					1,2,3,7,8-PeCDF-13C	2.00	70
2,3,7,8-TCDD	ND	-----	0.31		2,3,4,7,8-PeCDF-13C	2.00	70
Total TCDD	23.0	-----	0.31		1,2,3,7,8-PeCDD-13C	2.00	74
					1,2,3,4,7,8-HxCDF-13C	2.00	66
1,2,3,7,8-PeCDF	1.7	-----	0.48	J	1,2,3,6,7,8-HxCDF-13C	2.00	66
2,3,4,7,8-PeCDF	5.1	-----	0.31		2,3,4,6,7,8-HxCDF-13C	2.00	65
Total PeCDF	42.0	-----	0.39		1,2,3,7,8,9-HxCDF-13C	2.00	69
					1,2,3,4,7,8-HxCDD-13C	2.00	71
1,2,3,7,8-PeCDD	-----	1.4	0.39	I	1,2,3,6,7,8-HxCDD-13C	2.00	69
Total PeCDD	27.0	-----	0.39		1,2,3,4,6,7,8-HpCDF-13C	2.00	60
					1,2,3,4,7,8,9-HpCDF-13C	2.00	63
1,2,3,4,7,8-HxCDF	-----	20.0	0.39	P	1,2,3,4,6,7,8-HpCDD-13C	2.00	65
1,2,3,6,7,8-HxCDF	4.2	-----	0.44	J	OCDD-13C	4.00	67
2,3,4,6,7,8-HxCDF	5.2	-----	0.32				
1,2,3,7,8,9-HxCDF	3.0	-----	0.32	J	1,2,3,4-TCDD-13C	2.00	NA
Total HxCDF	64.0	-----	0.37		1,2,3,7,8,9-HxCDD-13C	2.00	NA
1,2,3,4,7,8-HxCDD	2.1	-----	0.39	J	2,3,7,8-TCDD-37Cl4	0.20	77
1,2,3,6,7,8-HxCDD	9.8	-----	0.61				
1,2,3,7,8,9-HxCDD	4.6	-----	0.42	J			
Total HxCDD	71.0	-----	0.47				
1,2,3,4,6,7,8-HpCDF	88.0	-----	0.37		Total 2,3,7,8-TCDD		
1,2,3,4,7,8,9-HpCDF	6.1	-----	0.61		Equivalence: 9.8 ng/Kg		
Total HpCDF	300.0	-----	0.49		(Using 2005 WHO Factors - Using PRL/2 where ND)		
1,2,3,4,6,7,8-HpCDD	290.0	-----	1.40				
Total HpCDD	500.0	-----	1.40				
OCDF	380.0	-----	0.27				
OCDD	3000.0	-----	0.31				

Conc = Concentration (Totals include 2,3,7,8-substituted isomers).
EMPC = Estimated Maximum Possible Concentration
RL = Reporting Limit.

ND = Not Detected
NA = Not Applicable
NC = Not Calculated

Results reported on a dry weight basis and are valid to no more than 2 significant figures.
J = Estimated value
P = PCDE Interference
I = Interference present

REPORT OF LABORATORY ANALYSIS

This report shall not be reproduced, except in full,
without the written consent of Pace Analytical Services, Inc.

Pace Analytical Services, Inc.
1700 Elm Street - Suite 200
Minneapolis, MN 55414

Tel: 612-607-1700
Fax: 612- 607-6444

Method 8290 Sample Analysis Results

Client - PASI Seattle

Client's Sample ID	SPL-29-5		
Lab Sample ID	256490005		
Filename	F110211A_09		
Injected By	BAL		
Total Amount Extracted	11.4 g	Matrix	Solid
% Moisture	10.6	Dilution	NA
Dry Weight Extracted	10.2 g	Collected	02/04/2011 10:45
ICAL ID	F101206	Received	02/07/2011 10:30
CCal Filename(s)	F110210B_16 & F110211A_16	Extracted	02/09/2011 16:35
Method Blank ID	BLANK-27836	Analyzed	02/11/2011 21:07

Native Isomers	Conc ng/Kg	EMPC ng/Kg	RL ng/Kg		Internal Standards	ng's Added	Percent Recovery
2,3,7,8-TCDF	-----	0.59	0.22	I	2,3,7,8-TCDF-13C	2.00	63
Total TCDF	8.30	-----	0.22		2,3,7,8-TCDD-13C	2.00	69
					1,2,3,7,8-PeCDF-13C	2.00	67
2,3,7,8-TCDD	ND	-----	0.27		2,3,4,7,8-PeCDF-13C	2.00	66
Total TCDD	6.70	-----	0.27		1,2,3,7,8-PeCDD-13C	2.00	71
					1,2,3,4,7,8-HxCDF-13C	2.00	64
1,2,3,7,8-PeCDF	0.77	-----	0.36	J	1,2,3,6,7,8-HxCDF-13C	2.00	61
2,3,4,7,8-PeCDF	1.30	-----	0.24	J	2,3,4,6,7,8-HxCDF-13C	2.00	61
Total PeCDF	15.00	-----	0.30		1,2,3,7,8,9-HxCDF-13C	2.00	62
					1,2,3,4,7,8-HxCDD-13C	2.00	68
1,2,3,7,8-PeCDD	1.40	-----	0.23	J	1,2,3,6,7,8-HxCDD-13C	2.00	62
Total PeCDD	11.00	-----	0.23		1,2,3,4,6,7,8-HpCDF-13C	2.00	54
					1,2,3,4,7,8,9-HpCDF-13C	2.00	57
1,2,3,4,7,8-HxCDF	-----	2.90	0.26	P	1,2,3,4,6,7,8-HpCDD-13C	2.00	59
1,2,3,6,7,8-HxCDF	1.10	-----	0.26	J	OCDD-13C	4.00	54
2,3,4,6,7,8-HxCDF	1.40	-----	0.25	J			
1,2,3,7,8,9-HxCDF	ND	-----	0.30		1,2,3,4-TCDD-13C	2.00	NA
Total HxCDF	14.00	-----	0.27		1,2,3,7,8,9-HxCDD-13C	2.00	NA
1,2,3,4,7,8-HxCDD	0.77	-----	0.37	J	2,3,7,8-TCDD-37Cl4	0.20	79
1,2,3,6,7,8-HxCDD	3.50	-----	0.38	J			
1,2,3,7,8,9-HxCDD	1.50	-----	0.35	J			
Total HxCDD	27.00	-----	0.37				
1,2,3,4,6,7,8-HpCDF	22.00	-----	0.41		Total 2,3,7,8-TCDD		
1,2,3,4,7,8,9-HpCDF	1.50	-----	0.33	J	Equivalence: 4.0 ng/Kg		
Total HpCDF	57.00	-----	0.37		(Using 2005 WHO Factors - Using PRL/2 where ND)		
1,2,3,4,6,7,8-HpCDD	66.00	-----	0.52				
Total HpCDD	120.00	-----	0.52				
OCDF	98.00	-----	0.46				
OCDD	690.00	-----	0.37				

Conc = Concentration (Totals include 2,3,7,8-substituted isomers).
EMPC = Estimated Maximum Possible Concentration
RL = Reporting Limit.

ND = Not Detected
NA = Not Applicable
NC = Not Calculated

Results reported on a dry weight basis and are valid to no more than 2 significant figures.
J = Estimated value
P = PCDE Interference
I = Interference present

REPORT OF LABORATORY ANALYSIS

This report shall not be reproduced, except in full,
without the written consent of Pace Analytical Services, Inc.

Pace Analytical Services, Inc.
1700 Elm Street - Suite 200
Minneapolis, MN 55414

Tel: 612-607-1700
Fax: 612- 607-6444

Method 8290 Sample Analysis Results

Client - PASI Seattle

Client's Sample ID	SPL-29-6		
Lab Sample ID	256490006		
Filename	F110212A_06		
Injected By	BAL		
Total Amount Extracted	16.2 g	Matrix	Solid
% Moisture	26.5	Dilution	NA
Dry Weight Extracted	11.9 g	Collected	02/04/2011 10:55
ICAL ID	F101206	Received	02/07/2011 10:30
CCal Filename(s)	F110211B_16 & F110212A_17	Extracted	02/09/2011 17:15
Method Blank ID	BLANK-27842	Analyzed	02/12/2011 19:28

Native Isomers	Conc ng/Kg	EMPC ng/Kg	RL ng/Kg		Internal Standards	ng's Added	Percent Recovery
2,3,7,8-TCDF	-----	0.40	0.180	I	2,3,7,8-TCDF-13C	2.00	71
Total TCDF	4.30	-----	0.180		2,3,7,8-TCDD-13C	2.00	79
					1,2,3,7,8-PeCDF-13C	2.00	82
2,3,7,8-TCDD	ND	-----	0.190		2,3,4,7,8-PeCDF-13C	2.00	85
Total TCDD	0.57	-----	0.190	J	1,2,3,7,8-PeCDD-13C	2.00	90
					1,2,3,4,7,8-HxCDF-13C	2.00	82
1,2,3,7,8-PeCDF	ND	-----	0.210		1,2,3,6,7,8-HxCDF-13C	2.00	83
2,3,4,7,8-PeCDF	0.28	-----	0.150	J	2,3,4,6,7,8-HxCDF-13C	2.00	82
Total PeCDF	1.80	-----	0.180	J	1,2,3,7,8,9-HxCDF-13C	2.00	78
					1,2,3,4,7,8-HxCDD-13C	2.00	89
1,2,3,7,8-PeCDD	-----	0.23	0.130	I	1,2,3,6,7,8-HxCDD-13C	2.00	82
Total PeCDD	2.50	-----	0.130	J	1,2,3,4,6,7,8-HpCDF-13C	2.00	68
					1,2,3,4,7,8,9-HpCDF-13C	2.00	63
1,2,3,4,7,8-HxCDF	-----	0.44	0.110	I	1,2,3,4,6,7,8-HpCDD-13C	2.00	70
1,2,3,6,7,8-HxCDF	0.22	-----	0.110	J	OCDD-13C	4.00	53
2,3,4,6,7,8-HxCDF	0.21	-----	0.120	J			
1,2,3,7,8,9-HxCDF	ND	-----	0.095		1,2,3,4-TCDD-13C	2.00	NA
Total HxCDF	1.60	-----	0.110	J	1,2,3,7,8,9-HxCDD-13C	2.00	NA
1,2,3,4,7,8-HxCDD	-----	0.15	0.110	I	2,3,7,8-TCDD-37Cl4	0.40	75
1,2,3,6,7,8-HxCDD	0.52	-----	0.130	J			
1,2,3,7,8,9-HxCDD	0.32	-----	0.160	J			
Total HxCDD	3.60	-----	0.130	J			
1,2,3,4,6,7,8-HpCDF	1.50	-----	0.130	J	Total 2,3,7,8-TCDD		
1,2,3,4,7,8,9-HpCDF	ND	-----	0.210		Equivalence: 0.63 ng/Kg		
Total HpCDF	5.60	-----	0.170		(Using 2005 WHO Factors - Using PRL/2 where ND)		
1,2,3,4,6,7,8-HpCDD	11.00	-----	0.210				
Total HpCDD	21.00	-----	0.210				
OCDF	4.90	-----	0.400	J			
OCDD	350.00	-----	0.520				

Conc = Concentration (Totals include 2,3,7,8-substituted isomers).
EMPC = Estimated Maximum Possible Concentration
RL = Reporting Limit.

ND = Not Detected
NA = Not Applicable
NC = Not Calculated

Results reported on a dry weight basis and are valid to no more than 2 significant figures.
J = Estimated value
I = Interference present

REPORT OF LABORATORY ANALYSIS

This report shall not be reproduced, except in full,
without the written consent of Pace Analytical Services, Inc.

Pace Analytical Services, Inc.
1700 Elm Street - Suite 200
Minneapolis, MN 55414

Tel: 612-607-1700
Fax: 612- 607-6444

Method 8290 Sample Analysis Results

Client - PASI Seattle

Client's Sample ID	SPL-29-7		
Lab Sample ID	256490007		
Filename	F110212A_07		
Injected By	BAL		
Total Amount Extracted	16.6 g	Matrix	Solid
% Moisture	30.0	Dilution	NA
Dry Weight Extracted	11.6 g	Collected	02/04/2011 11:05
ICAL ID	F101206	Received	02/07/2011 10:30
CCal Filename(s)	F110211B_16 & F110212A_17	Extracted	02/09/2011 17:15
Method Blank ID	BLANK-27842	Analyzed	02/12/2011 20:13

Native Isomers	Conc ng/Kg	EMPC ng/Kg	RL ng/Kg		Internal Standards	ng's Added	Percent Recovery
2,3,7,8-TCDF	0.24	-----	0.160	J	2,3,7,8-TCDF-13C	2.00	75
Total TCDF	0.91	-----	0.160		2,3,7,8-TCDD-13C	2.00	84
					1,2,3,7,8-PeCDF-13C	2.00	85
2,3,7,8-TCDD	ND	-----	0.180		2,3,4,7,8-PeCDF-13C	2.00	84
Total TCDD	0.32	-----	0.180	J	1,2,3,7,8-PeCDD-13C	2.00	89
					1,2,3,4,7,8-HxCDF-13C	2.00	82
1,2,3,7,8-PeCDF	ND	-----	0.180		1,2,3,6,7,8-HxCDF-13C	2.00	84
2,3,4,7,8-PeCDF	0.27	-----	0.130	J	2,3,4,6,7,8-HxCDF-13C	2.00	87
Total PeCDF	1.20	-----	0.150	J	1,2,3,7,8,9-HxCDF-13C	2.00	82
					1,2,3,4,7,8-HxCDD-13C	2.00	91
1,2,3,7,8-PeCDD	ND	-----	0.190		1,2,3,6,7,8-HxCDD-13C	2.00	82
Total PeCDD	0.96	-----	0.190	J	1,2,3,4,6,7,8-HpCDF-13C	2.00	72
					1,2,3,4,7,8,9-HpCDF-13C	2.00	69
1,2,3,4,7,8-HxCDF	-----	1.10	0.120	P	1,2,3,4,6,7,8-HpCDD-13C	2.00	76
1,2,3,6,7,8-HxCDF	0.22	-----	0.090	J	OCDD-13C	4.00	58
2,3,4,6,7,8-HxCDF	0.24	-----	0.072	J			
1,2,3,7,8,9-HxCDF	ND	-----	0.100		1,2,3,4-TCDD-13C	2.00	NA
Total HxCDF	1.60	-----	0.095	J	1,2,3,7,8,9-HxCDD-13C	2.00	NA
1,2,3,4,7,8-HxCDD	ND	-----	0.170		2,3,7,8-TCDD-37Cl4	0.40	79
1,2,3,6,7,8-HxCDD	0.46	-----	0.160	J			
1,2,3,7,8,9-HxCDD	0.22	-----	0.170	J			
Total HxCDD	3.60	-----	0.170	J			
1,2,3,4,6,7,8-HpCDF	2.90	-----	0.130	J	Total 2,3,7,8-TCDD		
1,2,3,4,7,8,9-HpCDF	-----	0.18	0.160	I	Equivalence: 0.62 ng/Kg		
Total HpCDF	14.00	-----	0.140		(Using 2005 WHO Factors - Using PRL/2 where ND)		
1,2,3,4,6,7,8-HpCDD	12.00	-----	0.170				
Total HpCDD	21.00	-----	0.170				
OCDF	12.00	-----	0.210				
OCDD	140.00	-----	0.290				

Conc = Concentration (Totals include 2,3,7,8-substituted isomers).
EMPC = Estimated Maximum Possible Concentration
RL = Reporting Limit.

ND = Not Detected
NA = Not Applicable
NC = Not Calculated

Results reported on a dry weight basis and are valid to no more than 2 significant figures.
J = Estimated value
P = PCDE Interference
I = Interference present

REPORT OF LABORATORY ANALYSIS

This report shall not be reproduced, except in full,
without the written consent of Pace Analytical Services, Inc.

Pace Analytical Services, Inc.
1700 Elm Street - Suite 200
Minneapolis, MN 55414

Tel: 612-607-1700
Fax: 612- 607-6444

Method 8290 Sample Analysis Results

Client - PASI Seattle

Client's Sample ID	SPL-29-8		
Lab Sample ID	256490008		
Filename	F110211A_10		
Injected By	BAL		
Total Amount Extracted	11.7 g	Matrix	Solid
% Moisture	9.7	Dilution	NA
Dry Weight Extracted	10.6 g	Collected	02/04/2011 11:15
ICAL ID	F101206	Received	02/07/2011 10:30
CCal Filename(s)	F110210B_16 & F110211A_16	Extracted	02/09/2011 16:35
Method Blank ID	BLANK-27836	Analyzed	02/11/2011 21:52

Native Isomers	Conc ng/Kg	EMPC ng/Kg	RL ng/Kg		Internal Standards	ng's Added	Percent Recovery
2,3,7,8-TCDF	ND	-----	0.24		2,3,7,8-TCDF-13C	2.00	56
Total TCDF	4.20	-----	0.24		2,3,7,8-TCDD-13C	2.00	60
					1,2,3,7,8-PeCDF-13C	2.00	57
2,3,7,8-TCDD	ND	-----	0.36		2,3,4,7,8-PeCDF-13C	2.00	57
Total TCDD	2.50	-----	0.36		1,2,3,7,8-PeCDD-13C	2.00	61
					1,2,3,4,7,8-HxCDF-13C	2.00	53
1,2,3,7,8-PeCDF	ND	-----	0.33		1,2,3,6,7,8-HxCDF-13C	2.00	52
2,3,4,7,8-PeCDF	0.63	-----	0.31	J	2,3,4,6,7,8-HxCDF-13C	2.00	51
Total PeCDF	3.80	-----	0.32	J	1,2,3,7,8,9-HxCDF-13C	2.00	53
					1,2,3,4,7,8-HxCDD-13C	2.00	56
1,2,3,7,8-PeCDD	0.42	-----	0.28	J	1,2,3,6,7,8-HxCDD-13C	2.00	54
Total PeCDD	3.40	-----	0.28	J	1,2,3,4,6,7,8-HpCDF-13C	2.00	45
					1,2,3,4,7,8,9-HpCDF-13C	2.00	47
1,2,3,4,7,8-HxCDF	1.30	-----	0.29	J	1,2,3,4,6,7,8-HpCDD-13C	2.00	49
1,2,3,6,7,8-HxCDF	-----	0.40	0.21	I	OCDD-13C	4.00	47
2,3,4,6,7,8-HxCDF	0.44	-----	0.27	J			
1,2,3,7,8,9-HxCDF	ND	-----	0.20		1,2,3,4-TCDD-13C	2.00	NA
Total HxCDF	4.50	-----	0.24	J	1,2,3,7,8,9-HxCDD-13C	2.00	NA
1,2,3,4,7,8-HxCDD	0.41	-----	0.35	J	2,3,7,8-TCDD-37Cl4	0.20	76
1,2,3,6,7,8-HxCDD	0.72	-----	0.33	J			
1,2,3,7,8,9-HxCDD	ND	-----	0.34				
Total HxCDD	6.90	-----	0.34				
1,2,3,4,6,7,8-HpCDF	3.90	-----	0.25	J	Total 2,3,7,8-TCDD		
1,2,3,4,7,8,9-HpCDF	ND	-----	0.38		Equivalence: 1.3 ng/Kg		
Total HpCDF	14.00	-----	0.31		(Using 2005 WHO Factors - Using PRL/2 where ND)		
1,2,3,4,6,7,8-HpCDD	13.00	-----	0.47				
Total HpCDD	22.00	-----	0.47				
OCDF	11.00	-----	0.41				
OCDD	130.00	-----	0.35				

Conc = Concentration (Totals include 2,3,7,8-substituted isomers).
EMPC = Estimated Maximum Possible Concentration
RL = Reporting Limit.

ND = Not Detected
NA = Not Applicable
NC = Not Calculated

Results reported on a dry weight basis and are valid to no more than 2 significant figures.
J = Estimated value
I = Interference present

REPORT OF LABORATORY ANALYSIS

This report shall not be reproduced, except in full,
without the written consent of Pace Analytical Services, Inc.

Pace Analytical Services, Inc.
1700 Elm Street - Suite 200
Minneapolis, MN 55414

Tel: 612-607-1700
Fax: 612- 607-6444

Method 8290 Blank Analysis Results

Lab Sample ID	BLANK-27836	Matrix	Solid
Filename	F110211B_06	Dilution	NA
Total Amount Extracted	10.2 g	Extracted	02/09/2011 16:35
ICAL ID	F101206	Analyzed	02/12/2011 07:03
CCal Filename(s)	F110211A_16 & F110211B_16	Injected By	BAL

Native Isomers	Conc ng/Kg	EMPC ng/Kg	RL ng/Kg		Internal Standards	ng's Added	Percent Recovery
2,3,7,8-TCDF	ND	-----	0.170		2,3,7,8-TCDF-13C	2.00	60
Total TCDF	ND	-----	0.170		2,3,7,8-TCDD-13C	2.00	68
					1,2,3,7,8-PeCDF-13C	2.00	69
2,3,7,8-TCDD	ND	-----	0.230		2,3,4,7,8-PeCDF-13C	2.00	71
Total TCDD	ND	-----	0.230		1,2,3,7,8-PeCDD-13C	2.00	77
					1,2,3,4,7,8-HxCDF-13C	2.00	73
1,2,3,7,8-PeCDF	ND	-----	0.170		1,2,3,6,7,8-HxCDF-13C	2.00	70
2,3,4,7,8-PeCDF	ND	-----	0.130		2,3,4,6,7,8-HxCDF-13C	2.00	75
Total PeCDF	ND	-----	0.150		1,2,3,7,8,9-HxCDF-13C	2.00	72
					1,2,3,4,7,8-HxCDD-13C	2.00	77
1,2,3,7,8-PeCDD	ND	-----	0.140		1,2,3,6,7,8-HxCDD-13C	2.00	79
Total PeCDD	ND	-----	0.140		1,2,3,4,6,7,8-HpCDF-13C	2.00	65
					1,2,3,4,7,8,9-HpCDF-13C	2.00	61
1,2,3,4,7,8-HxCDF	ND	-----	0.100		1,2,3,4,6,7,8-HpCDD-13C	2.00	68
1,2,3,6,7,8-HxCDF	ND	-----	0.099		OCDD-13C	4.00	56
2,3,4,6,7,8-HxCDF	-----	0.11	0.100	I			
1,2,3,7,8,9-HxCDF	ND	-----	0.140		1,2,3,4-TCDD-13C	2.00	NA
Total HxCDF	ND	-----	0.110		1,2,3,7,8,9-HxCDD-13C	2.00	NA
1,2,3,4,7,8-HxCDD	ND	-----	0.150		2,3,7,8-TCDD-37Cl4	0.20	69
1,2,3,6,7,8-HxCDD	ND	-----	0.140				
1,2,3,7,8,9-HxCDD	ND	-----	0.140				
Total HxCDD	ND	-----	0.140				
1,2,3,4,6,7,8-HpCDF	ND	-----	0.110		Total 2,3,7,8-TCDD		
1,2,3,4,7,8,9-HpCDF	ND	-----	0.170		Equivalence: 0.26 ng/Kg		
Total HpCDF	ND	-----	0.140		(Using 2005 WHO Factors - Using PRL/2 where ND)		
1,2,3,4,6,7,8-HpCDD	ND	-----	0.170				
Total HpCDD	ND	-----	0.170				
OCDF	ND	-----	0.580				
OCDD	0.81	-----	0.230	J			

Conc = Concentration (Totals include 2,3,7,8-substituted isomers).
EMPC = Estimated Maximum Possible Concentration
RL = Reporting Limit

Results reported on a total weight basis and are valid to no more than 2 significant figures.
J = Estimated value
I = Interference present

REPORT OF LABORATORY ANALYSIS

This report shall not be reproduced, except in full,
without the written consent of Pace Analytical Services, Inc.

Pace Analytical Services, Inc.
1700 Elm Street - Suite 200
Minneapolis, MN 55414

Tel: 612-607-1700
Fax: 612- 607-6444

Method 8290 Blank Analysis Results

Lab Sample ID	BLANK-27842	Matrix	Solid
Filename	F110212A_05	Dilution	NA
Total Amount Extracted	20.0 g	Extracted	02/09/2011 17:15
ICAL ID	F101206	Analyzed	02/12/2011 18:42
CCal Filename(s)	F110211B_16 & F110212A_17	Injected By	BAL

Native Isomers	Conc ng/Kg	EMPC ng/Kg	RL ng/Kg	Internal Standards	ng's Added	Percent Recovery
2,3,7,8-TCDF	ND	-----	0.086	2,3,7,8-TCDF-13C	2.00	64
Total TCDF	ND	-----	0.086	2,3,7,8-TCDD-13C	2.00	72
				1,2,3,7,8-PeCDF-13C	2.00	76
2,3,7,8-TCDD	ND	-----	0.086	2,3,4,7,8-PeCDF-13C	2.00	80
Total TCDD	ND	-----	0.086	1,2,3,7,8-PeCDD-13C	2.00	86
				1,2,3,4,7,8-HxCDF-13C	2.00	86
1,2,3,7,8-PeCDF	ND	-----	0.084	1,2,3,6,7,8-HxCDF-13C	2.00	85
2,3,4,7,8-PeCDF	ND	-----	0.048	2,3,4,6,7,8-HxCDF-13C	2.00	81
Total PeCDF	ND	-----	0.066	1,2,3,7,8,9-HxCDF-13C	2.00	76
				1,2,3,4,7,8-HxCDD-13C	2.00	87
1,2,3,7,8-PeCDD	ND	-----	0.053	1,2,3,6,7,8-HxCDD-13C	2.00	86
Total PeCDD	ND	-----	0.053	1,2,3,4,6,7,8-HpCDF-13C	2.00	63
				1,2,3,4,7,8,9-HpCDF-13C	2.00	54
1,2,3,4,7,8-HxCDF	ND	-----	0.082	1,2,3,4,6,7,8-HpCDD-13C	2.00	61
1,2,3,6,7,8-HxCDF	ND	-----	0.083	OCDD-13C	4.00	43
2,3,4,6,7,8-HxCDF	ND	-----	0.088			
1,2,3,7,8,9-HxCDF	ND	-----	0.100	1,2,3,4-TCDD-13C	2.00	NA
Total HxCDF	ND	-----	0.089	1,2,3,7,8,9-HxCDD-13C	2.00	NA
1,2,3,4,7,8-HxCDD	ND	-----	0.110	2,3,7,8-TCDD-37Cl4	0.40	68
1,2,3,6,7,8-HxCDD	ND	-----	0.120			
1,2,3,7,8,9-HxCDD	ND	-----	0.110			
Total HxCDD	ND	-----	0.110			
1,2,3,4,6,7,8-HpCDF	ND	-----	0.110	Total 2,3,7,8-TCDD		
1,2,3,4,7,8,9-HpCDF	ND	-----	0.210	Equivalence: 0.12 ng/Kg		
Total HpCDF	ND	-----	0.160	(Using 2005 WHO Factors - Using PRL/2 where ND)		
1,2,3,4,6,7,8-HpCDD	ND	-----	0.240			
Total HpCDD	ND	-----	0.240			
OCDF	ND	-----	0.330			
OCDD	ND	-----	0.510			

Conc = Concentration (Totals include 2,3,7,8-substituted isomers).
EMPC = Estimated Maximum Possible Concentration
RL = Reporting Limit

Results reported on a dry weight basis and are valid to no more than 2 significant figures.

REPORT OF LABORATORY ANALYSIS

This report shall not be reproduced, except in full,
without the written consent of Pace Analytical Services, Inc.

Pace Analytical Services, Inc.
1700 Elm Street - Suite 200
Minneapolis, MN 55414

Tel: 612-607-1700
Fax: 612- 607-6444

Method 8290 Laboratory Control Spike Results

Lab Sample ID	LCS-27837		
Filename	F110211B_01	Matrix	Solid
Total Amount Extracted	10.3 g	Dilution	NA
ICAL ID	F101206	Extracted	02/09/2011 16:35
CCal Filename(s)	F110211A_16 & F110211B_16	Analyzed	02/12/2011 03:14
Method Blank ID	BLANK-27836	Injected By	BAL

Native Isomers	**Qs** (ng)	**Qm** (ng)	% Rec.	**Internal Standards**	**ng's Added**	**Percent Recovery**
2,3,7,8-TCDF	0.20	0.23	113	2,3,7,8-TCDF-13C	2.0	51
Total TCDF				2,3,7,8-TCDD-13C	2.0	57
				1,2,3,7,8-PeCDF-13C	2.0	61
2,3,7,8-TCDD	0.20	0.20	98	2,3,4,7,8-PeCDF-13C	2.0	61
Total TCDD				1,2,3,7,8-PeCDD-13C	2.0	67
				1,2,3,4,7,8-HxCDF-13C	2.0	64
1,2,3,7,8-PeCDF	1.0	1.1	111	1,2,3,6,7,8-HxCDF-13C	2.0	63
2,3,4,7,8-PeCDF	1.0	1.1	111	2,3,4,6,7,8-HxCDF-13C	2.0	67
Total PeCDF				1,2,3,7,8,9-HxCDF-13C	2.0	71
				1,2,3,4,7,8-HxCDD-13C	2.0	71
1,2,3,7,8-PeCDD	1.0	0.98	98	1,2,3,6,7,8-HxCDD-13C	2.0	67
Total PeCDD				1,2,3,4,6,7,8-HpCDF-13C	2.0	61
				1,2,3,4,7,8,9-HpCDF-13C	2.0	67
1,2,3,4,7,8-HxCDF	1.0	1.1	108	1,2,3,4,6,7,8-HpCDD-13C	2.0	70
1,2,3,6,7,8-HxCDF	1.0	1.1	109	OCDD-13C	4.0	63
2,3,4,6,7,8-HxCDF	1.0	1.1	111			
1,2,3,7,8,9-HxCDF	1.0	1.1	112	1,2,3,4-TCDD-13C	2.0	NA
Total HxCDF				1,2,3,7,8,9-HxCDD-13C	2.0	NA
1,2,3,4,7,8-HxCDD	1.0	1.1	107	2,3,7,8-TCDD-37Cl4	0.20	63
1,2,3,6,7,8-HxCDD	1.0	1.0	104			
1,2,3,7,8,9-HxCDD	1.0	1.0	103			
Total HxCDD						
1,2,3,4,6,7,8-HpCDF	1.0	1.1	108			
1,2,3,4,7,8,9-HpCDF	1.0	1.0	102			
Total HpCDF						
1,2,3,4,6,7,8-HpCDD	1.0	0.98	98			
Total HpCDD						
OCDF	2.0	2.2	112			
OCDD	2.0	2.2	109			

Qs = Quantity Spiked
Qm = Quantity Measured
Rec. = Recovery (Expressed as Percent)
R = Recovery outside of target range
Y = RF averaging used in calculations
Nn = Value obtained from additional analysis
NA = Not Applicable
* = See Discussion

REPORT OF LABORATORY ANALYSIS

This report shall not be reproduced, except in full,
without the written consent of Pace Analytical Services, Inc.

Pace Analytical Services, Inc.
1700 Elm Street - Suite 200
Minneapolis, MN 55414

Tel: 612-607-1700
Fax: 612- 607-6444

Method 8290 Laboratory Control Spike Results

Lab Sample ID	LCS-27843		
Filename	F110212A_01	Matrix	Solid
Total Amount Extracted	20.4 g	Dilution	NA
ICAL ID	F101206	Extracted	02/09/2011 17:15
CCal Filename(s)	F110211B_16 & F110212A_17	Analyzed	02/12/2011 15:39
Method Blank ID	BLANK-27842	Injected By	BAL

Native Isomers	**Qs** (ng)	**Qm** (ng)	% Rec.	**Internal Standards**	**ng's Added**	**Percent Recovery**
2,3,7,8-TCDF	0.20	0.21	103	2,3,7,8-TCDF-13C	2.0	58
Total TCDF				2,3,7,8-TCDD-13C	2.0	65
				1,2,3,7,8-PeCDF-13C	2.0	70
2,3,7,8-TCDD	0.20	0.17	87	2,3,4,7,8-PeCDF-13C	2.0	72
Total TCDD				1,2,3,7,8-PeCDD-13C	2.0	80
				1,2,3,4,7,8-HxCDF-13C	2.0	71
1,2,3,7,8-PeCDF	1.0	1.0	102	1,2,3,6,7,8-HxCDF-13C	2.0	73
2,3,4,7,8-PeCDF	1.0	1.0	101	2,3,4,6,7,8-HxCDF-13C	2.0	77
Total PeCDF				1,2,3,7,8,9-HxCDF-13C	2.0	75
				1,2,3,4,7,8-HxCDD-13C	2.0	78
1,2,3,7,8-PeCDD	1.0	0.92	92	1,2,3,6,7,8-HxCDD-13C	2.0	76
Total PeCDD				1,2,3,4,6,7,8-HpCDF-13C	2.0	65
				1,2,3,4,7,8,9-HpCDF-13C	2.0	67
1,2,3,4,7,8-HxCDF	1.0	1.00	100	1,2,3,4,6,7,8-HpCDD-13C	2.0	73
1,2,3,6,7,8-HxCDF	1.0	1.0	103	OCDD-13C	4.0	62
2,3,4,6,7,8-HxCDF	1.0	1.0	104			
1,2,3,7,8,9-HxCDF	1.0	1.0	104	1,2,3,4-TCDD-13C	2.0	NA
Total HxCDF				1,2,3,7,8,9-HxCDD-13C	2.0	NA
1,2,3,4,7,8-HxCDD	1.0	0.94	94	2,3,7,8-TCDD-37Cl4	0.40	64
1,2,3,6,7,8-HxCDD	1.0	1.0	100			
1,2,3,7,8,9-HxCDD	1.0	0.94	94			
Total HxCDD						
1,2,3,4,6,7,8-HpCDF	1.0	1.0	102			
1,2,3,4,7,8,9-HpCDF	1.0	0.98	98			
Total HpCDF						
1,2,3,4,6,7,8-HpCDD	1.0	0.90	90			
Total HpCDD						
OCDF	2.0	2.0	98			
OCDD	2.0	1.9	97			

Qs = Quantity Spiked
Qm = Quantity Measured
Rec. = Recovery (Expressed as Percent)
R = Recovery outside of target range

Y = RF averaging used in calculations
Nn = Value obtained from additional analysis
NA = Not Applicable
* = See Discussion

REPORT OF LABORATORY ANALYSIS

This report shall not be reproduced, except in full,
without the written consent of Pace Analytical Services, Inc.

Pace Analytical Services, Inc.
940 South Harney
Seattle, WA 98108
(206)767-5060

February 18, 2011

Joshua Johnson
Brown & Caldwell
724 Columbia St. NW#420
Olympia, WA 98501

RE: Project: East Bay Redevelopment 138130
Pace Project No.: 256498

Dear Joshua Johnson:
Enclosed are the analytical results for sample(s) received by the laboratory on February 05, 2011. The results relate only to the samples included in this report. Results reported herein conform to the most current NELAC standards, where applicable, unless otherwise narrated in the body of the report.

If you have any questions concerning this report, please feel free to contact me.

Sincerely,

Jennifer Gross

jennifer.gross@pacelabs.com
Project Manager

Enclosures

cc: Jon Turk, Brown & Caldwell

This report shall not be reproduced, except in full,
without the written consent of Pace Analytical Services, Inc..

Pace Analytical Services, Inc.
940 South Harney
Seattle, WA 98108
(206)767-5060

CERTIFICATIONS

Project: East Bay Redevelopment 138130
Pace Project No.: 256498

Washington Certification IDs

940 South Harney Street, Seattle, WA 98108
Alaska CS Certification #: UST-025
Alaska Drinking Water VOC Certification #: WA01230
Alaska Drinking Water Micro Certification #: WA01230
California Certification #: 01153CA
Florida/NELAP Certification #: E87617
Oregon Certification #: WA200007
Washington Certification #: C1229

This report shall not be reproduced, except in full,
without the written consent of Pace Analytical Services, Inc..

Pace Analytical Services, Inc.
940 South Harney
Seattle, WA 98108
(206)767-5060

SAMPLE ANALYTE COUNT

Project: East Bay Redevelopment 138130
Pace Project No.: 256498

Lab ID	Sample ID	Method	Analysts	Analytes Reported	Laboratory
256498001	**SPL-29-1**	NWTPH-Dx	AY1	4	PASI-S
		NWTPH-Gx	CC	3	PASI-S
		EPA 8270 by SIM	DMT	20	PASI-S
		EPA 8260	LPM	8	PASI-S
256498002	**SPL-29-2**	NWTPH-Dx	AY1	4	PASI-S
		NWTPH-Gx	CC	3	PASI-S
		EPA 8270 by SIM	DMT	20	PASI-S
		EPA 8260	LPM	8	PASI-S
256498003	**SPL-29-3**	NWTPH-Dx	AY1	4	PASI-S
		NWTPH-Gx	CC	3	PASI-S
		EPA 8270 by SIM	DMT	20	PASI-S
		EPA 8260	LPM	8	PASI-S
256498004	**SPL-29-4**	NWTPH-Dx	AY1	4	PASI-S
		NWTPH-Gx	CC	3	PASI-S
		EPA 8270 by SIM	DMT	20	PASI-S
		EPA 8260	LPM	8	PASI-S
256498005	**SPL-29-5**	NWTPH-Dx	AY1	4	PASI-S
		NWTPH-Gx	CC	3	PASI-S
		EPA 8270 by SIM	DMT	20	PASI-S
		EPA 8260	LPM	8	PASI-S
256498006	**SPL-29-6**	NWTPH-Dx	AY1	4	PASI-S
		NWTPH-Gx	CC	3	PASI-S
		EPA 8270 by SIM	DMT	20	PASI-S
		EPA 8260	LPM	8	PASI-S
256498007	**SPL-29-7**	NWTPH-Dx	AY1	4	PASI-S
		NWTPH-Gx	CC	3	PASI-S
		EPA 8270 by SIM	DMT	20	PASI-S
		EPA 8260	LPM	8	PASI-S
256498008	**SPL-29-8**	NWTPH-Dx	AY1	4	PASI-S
		NWTPH-Gx	CC	3	PASI-S
		EPA 8270 by SIM	DMT	20	PASI-S
		EPA 8260	LPM	8	PASI-S
256498009	**TB-020411**	NWTPH-Gx	CC	3	PASI-S
		EPA 8260	LPM	8	PASI-S

This report shall not be reproduced, except in full,
without the written consent of Pace Analytical Services, Inc..

Pace Analytical Services, Inc.
940 South Harney
Seattle, WA 98108
(206)767-5060

ANALYTICAL RESULTS

Project: East Bay Redevelopment 138130
Pace Project No.: 256498

Sample: SPL-29-1 **Lab ID: 256498001** Collected: 02/04/11 09:35 Received: 02/05/11 11:38 Matrix: Solid

Results reported on a "dry-weight" basis

Parameters	Results	Units	Report Limit	DF	Prepared	Analyzed	CAS No.	Qual
NWTPH-Dx GCS SG	Analytical Method: NWTPH-Dx Preparation Method: EPA 3546							
Diesel Range SG	**24.6**	mg/kg	20.5	1	02/07/11 14:45	02/10/11 15:30		
Motor Oil Range SG	**119**	mg/kg	82.2	1	02/07/11 14:45	02/10/11 15:30	64742-65-0	
n-Octacosane (S) SG	107	%	50-150	1	02/07/11 14:45	02/10/11 15:30	630-02-4	
o-Terphenyl (S) SG	110	%	50-150	1	02/07/11 14:45	02/10/11 15:30	84-15-1	
NWTPH-Gx GCV	Analytical Method: NWTPH-Gx Preparation Method: NWTPH-Gx							
Gasoline Range Organics	ND	mg/kg	5.8	1	02/09/11 17:00	02/10/11 00:12		
a,a,a-Trifluorotoluene (S)	96	%	50-150	1	02/09/11 17:00	02/10/11 00:12	98-08-8	
4-Bromofluorobenzene (S)	88	%	50-150	1	02/09/11 17:00	02/10/11 00:12	460-00-4	
8270 MSSV PAH by SIM	Analytical Method: EPA 8270 by SIM Preparation Method: EPA 3546							
Acenaphthene	ND	ug/kg	7.2	1	02/07/11 17:40	02/10/11 23:27	83-32-9	
Acenaphthylene	ND	ug/kg	7.2	1	02/07/11 17:40	02/10/11 23:27	208-96-8	
Anthracene	ND	ug/kg	7.2	1	02/07/11 17:40	02/10/11 23:27	120-12-7	
Benzo(a)anthracene	ND	ug/kg	7.2	1	02/07/11 17:40	02/10/11 23:27	56-55-3	
Benzo(a)pyrene	ND	ug/kg	7.2	1	02/07/11 17:40	02/10/11 23:27	50-32-8	
Benzo(b)fluoranthene	**10.7**	ug/kg	7.2	1	02/07/11 17:40	02/10/11 23:27	205-99-2	
Benzo(g,h,i)perylene	**8.3**	ug/kg	7.2	1	02/07/11 17:40	02/10/11 23:27	191-24-2	
Benzo(k)fluoranthene	ND	ug/kg	7.2	1	02/07/11 17:40	02/10/11 23:27	207-08-9	
Chrysene	**10.5**	ug/kg	7.2	1	02/07/11 17:40	02/10/11 23:27	218-01-9	
Dibenz(a,h)anthracene	ND	ug/kg	7.2	1	02/07/11 17:40	02/10/11 23:27	53-70-3	
Fluoranthene	**14.9**	ug/kg	7.2	1	02/07/11 17:40	02/10/11 23:27	206-44-0	
Fluorene	ND	ug/kg	7.2	1	02/07/11 17:40	02/10/11 23:27	86-73-7	
Indeno(1,2,3-cd)pyrene	ND	ug/kg	7.2	1	02/07/11 17:40	02/10/11 23:27	193-39-5	
1-Methylnaphthalene	ND	ug/kg	7.2	1	02/07/11 17:40	02/10/11 23:27	90-12-0	
2-Methylnaphthalene	**10.6**	ug/kg	7.2	1	02/07/11 17:40	02/10/11 23:27	91-57-6	
Naphthalene	**10.1**	ug/kg	7.2	1	02/07/11 17:40	02/10/11 23:27	91-20-3	
Phenanthrene	**12.1**	ug/kg	7.2	1	02/07/11 17:40	02/10/11 23:27	85-01-8	
Pyrene	**17.3**	ug/kg	7.2	1	02/07/11 17:40	02/10/11 23:27	129-00-0	
2-Fluorobiphenyl (S)	70	%	31-131	1	02/07/11 17:40	02/10/11 23:27	321-60-8	
Terphenyl-d14 (S)	82	%	30-133	1	02/07/11 17:40	02/10/11 23:27	1718-51-0	
8260/5035A Volatile Organics	Analytical Method: EPA 8260							
Benzene	ND	ug/kg	2.9	1		02/07/11 16:10	71-43-2	
Ethylbenzene	ND	ug/kg	2.9	1		02/07/11 16:10	100-41-4	
Toluene	ND	ug/kg	2.9	1		02/07/11 16:10	108-88-3	
Xylene (Total)	ND	ug/kg	8.7	1		02/07/11 16:10	1330-20-7	
Dibromofluoromethane (S)	97	%	80-136	1		02/07/11 16:10	1868-53-7	
Toluene-d8 (S)	104	%	80-120	1		02/07/11 16:10	2037-26-5	
4-Bromofluorobenzene (S)	103	%	72-122	1		02/07/11 16:10	460-00-4	
1,2-Dichloroethane-d4 (S)	102	%	80-143	1		02/07/11 16:10	17060-07-0	
	Analytical Method: ASTM D2974-87							
Percent Moisture	**8.8**	%	0.10	1		02/13/11 21:05		

This report shall not be reproduced, except in full,
without the written consent of Pace Analytical Services, Inc..

Pace Analytical Services, Inc.
940 South Harney
Seattle, WA 98108
(206)767-5060

ANALYTICAL RESULTS

Project: East Bay Redevelopment 138130
Pace Project No.: 256498

Sample: SPL-29-2 **Lab ID: 256498002** Collected: 02/04/11 09:50 Received: 02/05/11 11:38 Matrix: Solid

Results reported on a "dry-weight" basis

Parameters	Results	Units	Report Limit	DF	Prepared	Analyzed	CAS No.	Qual
NWTPH-Dx GCS SG	Analytical Method: NWTPH-Dx Preparation Method: EPA 3546							
Diesel Range SG	**28.7**	mg/kg	21.6	1	02/09/11 14:45	02/10/11 15:47		
Motor Oil Range SG	**131**	mg/kg	86.3	1	02/09/11 14:45	02/10/11 15:47	64742-65-0	
n-Octacosane (S) SG	112	%	50-150	1	02/09/11 14:45	02/10/11 15:47	630-02-4	
o-Terphenyl (S) SG	112	%	50-150	1	02/09/11 14:45	02/10/11 15:47	84-15-1	
NWTPH-Gx GCV	Analytical Method: NWTPH-Gx Preparation Method: NWTPH-Gx							
Gasoline Range Organics	ND	mg/kg	5.2	1	02/09/11 17:00	02/10/11 01:00		
a,a,a-Trifluorotoluene (S)	112	%	50-150	1	02/09/11 17:00	02/10/11 01:00	98-08-8	
4-Bromofluorobenzene (S)	103	%	50-150	1	02/09/11 17:00	02/10/11 01:00	460-00-4	
8270 MSSV PAH by SIM	Analytical Method: EPA 8270 by SIM Preparation Method: EPA 3546							
Acenaphthene	**15.0**	ug/kg	7.3	1	02/07/11 17:40	02/10/11 21:55	83-32-9	
Acenaphthylene	ND	ug/kg	7.3	1	02/07/11 17:40	02/10/11 21:55	208-96-8	
Anthracene	ND	ug/kg	7.3	1	02/07/11 17:40	02/10/11 21:55	120-12-7	
Benzo(a)anthracene	**14.4**	ug/kg	7.3	1	02/07/11 17:40	02/10/11 21:55	56-55-3	
Benzo(a)pyrene	**13.4**	ug/kg	7.3	1	02/07/11 17:40	02/10/11 21:55	50-32-8	
Benzo(b)fluoranthene	**17.1**	ug/kg	7.3	1	02/07/11 17:40	02/10/11 21:55	205-99-2	
Benzo(g,h,i)perylene	**10.4**	ug/kg	7.3	1	02/07/11 17:40	02/10/11 21:55	191-24-2	
Benzo(k)fluoranthene	ND	ug/kg	7.3	1	02/07/11 17:40	02/10/11 21:55	207-08-9	
Chrysene	**14.6**	ug/kg	7.3	1	02/07/11 17:40	02/10/11 21:55	218-01-9	
Dibenz(a,h)anthracene	ND	ug/kg	7.3	1	02/07/11 17:40	02/10/11 21:55	53-70-3	
Fluoranthene	**28.0**	ug/kg	7.3	1	02/07/11 17:40	02/10/11 21:55	206-44-0	
Fluorene	ND	ug/kg	7.3	1	02/07/11 17:40	02/10/11 21:55	86-73-7	
Indeno(1,2,3-cd)pyrene	**7.3**	ug/kg	7.3	1	02/07/11 17:40	02/10/11 21:55	193-39-5	
1-Methylnaphthalene	**11.9**	ug/kg	7.3	1	02/07/11 17:40	02/10/11 21:55	90-12-0	
2-Methylnaphthalene	**16.5**	ug/kg	7.3	1	02/07/11 17:40	02/10/11 21:55	91-57-6	
Naphthalene	**8.8**	ug/kg	7.3	1	02/07/11 17:40	02/10/11 21:55	91-20-3	
Phenanthrene	**28.9**	ug/kg	7.3	1	02/07/11 17:40	02/10/11 21:55	85-01-8	
Pyrene	**33.6**	ug/kg	7.3	1	02/07/11 17:40	02/10/11 21:55	129-00-0	
2-Fluorobiphenyl (S)	72	%	31-131	1	02/07/11 17:40	02/10/11 21:55	321-60-8	
Terphenyl-d14 (S)	86	%	30-133	1	02/07/11 17:40	02/10/11 21:55	1718-51-0	
8260/5035A Volatile Organics	Analytical Method: EPA 8260							
Benzene	ND	ug/kg	2.8	1		02/07/11 16:29	71-43-2	
Ethylbenzene	ND	ug/kg	2.8	1		02/07/11 16:29	100-41-4	
Toluene	ND	ug/kg	2.8	1		02/07/11 16:29	108-88-3	
Xylene (Total)	ND	ug/kg	8.3	1		02/07/11 16:29	1330-20-7	
Dibromofluoromethane (S)	95	%	80-136	1		02/07/11 16:29	1868-53-7	
Toluene-d8 (S)	108	%	80-120	1		02/07/11 16:29	2037-26-5	
4-Bromofluorobenzene (S)	100	%	72-122	1		02/07/11 16:29	460-00-4	
1,2-Dichloroethane-d4 (S)	100	%	80-143	1		02/07/11 16:29	17060-07-0	
	Analytical Method: ASTM D2974-87							
Percent Moisture	**9.7**	%	0.10	1		02/13/11 21:06		

This report shall not be reproduced, except in full,
without the written consent of Pace Analytical Services, Inc..

Pace Analytical Services, Inc.
940 South Harney
Seattle, WA 98108
(206)767-5060

ANALYTICAL RESULTS

Project: East Bay Redevelopment 138130
Pace Project No.: 256498

Sample: SPL-29-3 **Lab ID: 256498003** Collected: 02/04/11 10:10 Received: 02/05/11 11:38 Matrix: Solid

Results reported on a "dry-weight" basis

Parameters	Results	Units	Report Limit	DF	Prepared	Analyzed	CAS No.	Qual
NWTPH-Dx GCS SG	Analytical Method: NWTPH-Dx Preparation Method: EPA 3546							
Diesel Range SG	ND	mg/kg	21.5	1	02/09/11 14:45	02/09/11 14:03		
Motor Oil Range SG	ND	mg/kg	85.9	1	02/09/11 14:45	02/09/11 14:03	64742-65-0	
n-Octacosane (S) SG	107	%	50-150	1	02/09/11 14:45	02/09/11 14:03	630-02-4	
o-Terphenyl (S) SG	112	%	50-150	1	02/09/11 14:45	02/09/11 14:03	84-15-1	
NWTPH-Gx GCV	Analytical Method: NWTPH-Gx Preparation Method: NWTPH-Gx							
Gasoline Range Organics	ND	mg/kg	5.3	1	02/09/11 17:00	02/10/11 01:24		
a,a,a-Trifluorotoluene (S)	111	%	50-150	1	02/09/11 17:00	02/10/11 01:24	98-08-8	
4-Bromofluorobenzene (S)	101	%	50-150	1	02/09/11 17:00	02/10/11 01:24	460-00-4	
8270 MSSV PAH by SIM	Analytical Method: EPA 8270 by SIM Preparation Method: EPA 3546							
Acenaphthene	ND	ug/kg	7.4	1	02/07/11 17:40	02/10/11 22:14	83-32-9	
Acenaphthylene	ND	ug/kg	7.4	1	02/07/11 17:40	02/10/11 22:14	208-96-8	
Anthracene	**11.0**	ug/kg	7.4	1	02/07/11 17:40	02/10/11 22:14	120-12-7	
Benzo(a)anthracene	**21.6**	ug/kg	7.4	1	02/07/11 17:40	02/10/11 22:14	56-55-3	
Benzo(a)pyrene	**22.5**	ug/kg	7.4	1	02/07/11 17:40	02/10/11 22:14	50-32-8	
Benzo(b)fluoranthene	**23.6**	ug/kg	7.4	1	02/07/11 17:40	02/10/11 22:14	205-99-2	
Benzo(g,h,i)perylene	**21.7**	ug/kg	7.4	1	02/07/11 17:40	02/10/11 22:14	191-24-2	
Benzo(k)fluoranthene	**12.0**	ug/kg	7.4	1	02/07/11 17:40	02/10/11 22:14	207-08-9	
Chrysene	**29.5**	ug/kg	7.4	1	02/07/11 17:40	02/10/11 22:14	218-01-9	
Dibenz(a,h)anthracene	ND	ug/kg	7.4	1	02/07/11 17:40	02/10/11 22:14	53-70-3	
Fluoranthene	**41.4**	ug/kg	7.4	1	02/07/11 17:40	02/10/11 22:14	206-44-0	
Fluorene	ND	ug/kg	7.4	1	02/07/11 17:40	02/10/11 22:14	86-73-7	
Indeno(1,2,3-cd)pyrene	**14.8**	ug/kg	7.4	1	02/07/11 17:40	02/10/11 22:14	193-39-5	
1-Methylnaphthalene	ND	ug/kg	7.4	1	02/07/11 17:40	02/10/11 22:14	90-12-0	
2-Methylnaphthalene	ND	ug/kg	7.4	1	02/07/11 17:40	02/10/11 22:14	91-57-6	
Naphthalene	**9.7**	ug/kg	7.4	1	02/07/11 17:40	02/10/11 22:14	91-20-3	
Phenanthrene	**27.2**	ug/kg	7.4	1	02/07/11 17:40	02/10/11 22:14	85-01-8	
Pyrene	**53.7**	ug/kg	7.4	1	02/07/11 17:40	02/10/11 22:14	129-00-0	
2-Fluorobiphenyl (S)	67	%	31-131	1	02/07/11 17:40	02/10/11 22:14	321-60-8	
Terphenyl-d14 (S)	83	%	30-133	1	02/07/11 17:40	02/10/11 22:14	1718-51-0	
8260/5035A Volatile Organics	Analytical Method: EPA 8260							
Benzene	ND	ug/kg	2.9	1		02/07/11 16:49	71-43-2	
Ethylbenzene	ND	ug/kg	2.9	1		02/07/11 16:49	100-41-4	
Toluene	ND	ug/kg	2.9	1		02/07/11 16:49	108-88-3	
Xylene (Total)	ND	ug/kg	8.8	1		02/07/11 16:49	1330-20-7	
Dibromofluoromethane (S)	95	%	80-136	1		02/07/11 16:49	1868-53-7	
Toluene-d8 (S)	106	%	80-120	1		02/07/11 16:49	2037-26-5	
4-Bromofluorobenzene (S)	101	%	72-122	1		02/07/11 16:49	460-00-4	
1,2-Dichloroethane-d4 (S)	107	%	80-143	1		02/07/11 16:49	17060-07-0	
	Analytical Method: ASTM D2974-87							
Percent Moisture	**11.3**	%	0.10	1		02/13/11 21:07		

This report shall not be reproduced, except in full,
without the written consent of Pace Analytical Services, Inc..

Pace Analytical Services, Inc.
940 South Harney
Seattle, WA 98108
(206)767-5060

ANALYTICAL RESULTS

Project: East Bay Redevelopment 138130
Pace Project No.: 256498

Sample: SPL-29-4 **Lab ID: 256498004** Collected: 02/04/11 10:35 Received: 02/05/11 11:38 Matrix: Solid

Results reported on a "dry-weight" basis

Parameters	Results	Units	Report Limit	DF	Prepared	Analyzed	CAS No.	Qual
NWTPH-Dx GCS SG	Analytical Method: NWTPH-Dx Preparation Method: EPA 3546							
Diesel Range SG	ND	mg/kg	20.7	1	02/09/11 14:45	02/09/11 14:20		
Motor Oil Range SG	ND	mg/kg	82.8	1	02/09/11 14:45	02/09/11 14:20	64742-65-0	
n-Octacosane (S) SG	106	%	50-150	1	02/09/11 14:45	02/09/11 14:20	630-02-4	
o-Terphenyl (S) SG	99	%	50-150	1	02/09/11 14:45	02/09/11 14:20	84-15-1	
NWTPH-Gx GCV	Analytical Method: NWTPH-Gx Preparation Method: NWTPH-Gx							
Gasoline Range Organics	ND	mg/kg	5.6	1	02/09/11 17:00	02/10/11 01:47		
a,a,a-Trifluorotoluene (S)	98	%	50-150	1	02/09/11 17:00	02/10/11 01:47	98-08-8	
4-Bromofluorobenzene (S)	91	%	50-150	1	02/09/11 17:00	02/10/11 01:47	460-00-4	
8270 MSSV PAH by SIM	Analytical Method: EPA 8270 by SIM Preparation Method: EPA 3546							
Acenaphthene	ND	ug/kg	7.2	1	02/07/11 17:40	02/10/11 22:32	83-32-9	
Acenaphthylene	ND	ug/kg	7.2	1	02/07/11 17:40	02/10/11 22:32	208-96-8	
Anthracene	ND	ug/kg	7.2	1	02/07/11 17:40	02/10/11 22:32	120-12-7	
Benzo(a)anthracene	ND	ug/kg	7.2	1	02/07/11 17:40	02/10/11 22:32	56-55-3	
Benzo(a)pyrene	ND	ug/kg	7.2	1	02/07/11 17:40	02/10/11 22:32	50-32-8	
Benzo(b)fluoranthene	ND	ug/kg	7.2	1	02/07/11 17:40	02/10/11 22:32	205-99-2	
Benzo(g,h,i)perylene	ND	ug/kg	7.2	1	02/07/11 17:40	02/10/11 22:32	191-24-2	
Benzo(k)fluoranthene	ND	ug/kg	7.2	1	02/07/11 17:40	02/10/11 22:32	207-08-9	
Chrysene	ND	ug/kg	7.2	1	02/07/11 17:40	02/10/11 22:32	218-01-9	
Dibenz(a,h)anthracene	ND	ug/kg	7.2	1	02/07/11 17:40	02/10/11 22:32	53-70-3	
Fluoranthene	ND	ug/kg	7.2	1	02/07/11 17:40	02/10/11 22:32	206-44-0	
Fluorene	ND	ug/kg	7.2	1	02/07/11 17:40	02/10/11 22:32	86-73-7	
Indeno(1,2,3-cd)pyrene	ND	ug/kg	7.2	1	02/07/11 17:40	02/10/11 22:32	193-39-5	
1-Methylnaphthalene	ND	ug/kg	7.2	1	02/07/11 17:40	02/10/11 22:32	90-12-0	
2-Methylnaphthalene	ND	ug/kg	7.2	1	02/07/11 17:40	02/10/11 22:32	91-57-6	
Naphthalene	ND	ug/kg	7.2	1	02/07/11 17:40	02/10/11 22:32	91-20-3	
Phenanthrene	ND	ug/kg	7.2	1	02/07/11 17:40	02/10/11 22:32	85-01-8	
Pyrene	**7.9**	ug/kg	7.2	1	02/07/11 17:40	02/10/11 22:32	129-00-0	
2-Fluorobiphenyl (S)	70	%	31-131	1	02/07/11 17:40	02/10/11 22:32	321-60-8	
Terphenyl-d14 (S)	83	%	30-133	1	02/07/11 17:40	02/10/11 22:32	1718-51-0	
8260/5035A Volatile Organics	Analytical Method: EPA 8260							
Benzene	ND	ug/kg	2.9	1		02/08/11 10:46	71-43-2	
Ethylbenzene	ND	ug/kg	2.9	1		02/08/11 10:46	100-41-4	
Toluene	ND	ug/kg	2.9	1		02/08/11 10:46	108-88-3	
Xylene (Total)	ND	ug/kg	8.8	1		02/08/11 10:46	1330-20-7	
Dibromofluoromethane (S)	95	%	80-136	1		02/08/11 10:46	1868-53-7	
Toluene-d8 (S)	102	%	80-120	1		02/08/11 10:46	2037-26-5	
4-Bromofluorobenzene (S)	102	%	72-122	1		02/08/11 10:46	460-00-4	
1,2-Dichloroethane-d4 (S)	101	%	80-143	1		02/08/11 10:46	17060-07-0	
	Analytical Method: ASTM D2974-87							
Percent Moisture	**6.8**	%	0.10	1		02/13/11 21:08		

This report shall not be reproduced, except in full,
without the written consent of Pace Analytical Services, Inc..

Pace Analytical Services, Inc.
940 South Harney
Seattle, WA 98108
(206)767-5060

ANALYTICAL RESULTS

Project: East Bay Redevelopment 138130
Pace Project No.: 256498

Sample: SPL-29-5 **Lab ID: 256498005** Collected: 02/04/11 10:45 Received: 02/05/11 11:38 Matrix: Solid

Results reported on a "dry-weight" basis

Parameters	Results	Units	Report Limit	DF	Prepared	Analyzed	CAS No.	Qual
NWTPH-Dx GCS SG	Analytical Method: NWTPH-Dx Preparation Method: EPA 3546							
Diesel Range SG	ND	mg/kg	21.4	1	02/09/11 14:45	02/09/11 14:37		
Motor Oil Range SG	ND	mg/kg	85.6	1	02/09/11 14:45	02/09/11 14:37	64742-65-0	
n-Octacosane (S) SG	85	%	50-150	1	02/09/11 14:45	02/09/11 14:37	630-02-4	
o-Terphenyl (S) SG	95	%	50-150	1	02/09/11 14:45	02/09/11 14:37	84-15-1	
NWTPH-Gx GCV	Analytical Method: NWTPH-Gx Preparation Method: NWTPH-Gx							
Gasoline Range Organics	ND	mg/kg	4.7	1	02/09/11 17:00	02/10/11 02:11		
a,a,a-Trifluorotoluene (S)	97	%	50-150	1	02/09/11 17:00	02/10/11 02:11	98-08-8	
4-Bromofluorobenzene (S)	91	%	50-150	1	02/09/11 17:00	02/10/11 02:11	460-00-4	
8270 MSSV PAH by SIM	Analytical Method: EPA 8270 by SIM Preparation Method: EPA 3546							
Acenaphthene	ND	ug/kg	7.1	1	02/07/11 17:40	02/10/11 22:50	83-32-9	
Acenaphthylene	ND	ug/kg	7.1	1	02/07/11 17:40	02/10/11 22:50	208-96-8	
Anthracene	ND	ug/kg	7.1	1	02/07/11 17:40	02/10/11 22:50	120-12-7	
Benzo(a)anthracene	ND	ug/kg	7.1	1	02/07/11 17:40	02/10/11 22:50	56-55-3	
Benzo(a)pyrene	ND	ug/kg	7.1	1	02/07/11 17:40	02/10/11 22:50	50-32-8	
Benzo(b)fluoranthene	ND	ug/kg	7.1	1	02/07/11 17:40	02/10/11 22:50	205-99-2	
Benzo(g,h,i)perylene	ND	ug/kg	7.1	1	02/07/11 17:40	02/10/11 22:50	191-24-2	
Benzo(k)fluoranthene	ND	ug/kg	7.1	1	02/07/11 17:40	02/10/11 22:50	207-08-9	
Chrysene	ND	ug/kg	7.1	1	02/07/11 17:40	02/10/11 22:50	218-01-9	
Dibenz(a,h)anthracene	ND	ug/kg	7.1	1	02/07/11 17:40	02/10/11 22:50	53-70-3	
Fluoranthene	**8.2**	ug/kg	7.1	1	02/07/11 17:40	02/10/11 22:50	206-44-0	
Fluorene	ND	ug/kg	7.1	1	02/07/11 17:40	02/10/11 22:50	86-73-7	
Indeno(1,2,3-cd)pyrene	ND	ug/kg	7.1	1	02/07/11 17:40	02/10/11 22:50	193-39-5	
1-Methylnaphthalene	ND	ug/kg	7.1	1	02/07/11 17:40	02/10/11 22:50	90-12-0	
2-Methylnaphthalene	ND	ug/kg	7.1	1	02/07/11 17:40	02/10/11 22:50	91-57-6	
Naphthalene	ND	ug/kg	7.1	1	02/07/11 17:40	02/10/11 22:50	91-20-3	
Phenanthrene	ND	ug/kg	7.1	1	02/07/11 17:40	02/10/11 22:50	85-01-8	
Pyrene	**10.1**	ug/kg	7.1	1	02/07/11 17:40	02/10/11 22:50	129-00-0	
2-Fluorobiphenyl (S)	67	%	31-131	1	02/07/11 17:40	02/10/11 22:50	321-60-8	
Terphenyl-d14 (S)	81	%	30-133	1	02/07/11 17:40	02/10/11 22:50	1718-51-0	
8260/5035A Volatile Organics	Analytical Method: EPA 8260							
Benzene	ND	ug/kg	2.5	1		02/07/11 17:28	71-43-2	
Ethylbenzene	ND	ug/kg	2.5	1		02/07/11 17:28	100-41-4	
Toluene	ND	ug/kg	2.5	1		02/07/11 17:28	108-88-3	
Xylene (Total)	ND	ug/kg	7.6	1		02/07/11 17:28	1330-20-7	
Dibromofluoromethane (S)	91	%	80-136	1		02/07/11 17:28	1868-53-7	
Toluene-d8 (S)	101	%	80-120	1		02/07/11 17:28	2037-26-5	
4-Bromofluorobenzene (S)	96	%	72-122	1		02/07/11 17:28	460-00-4	
1,2-Dichloroethane-d4 (S)	103	%	80-143	1		02/07/11 17:28	17060-07-0	
	Analytical Method: ASTM D2974-87							
Percent Moisture	**7.0**	%	0.10	1		02/13/11 21:09		

This report shall not be reproduced, except in full,
without the written consent of Pace Analytical Services, Inc..

Pace Analytical Services, Inc.
940 South Harney
Seattle, WA 98108
(206)767-5060

ANALYTICAL RESULTS

Project: East Bay Redevelopment 138130
Pace Project No.: 256498

Sample: SPL-29-6 **Lab ID: 256498006** Collected: 02/04/11 10:55 Received: 02/05/11 11:38 Matrix: Solid

Results reported on a "dry-weight" basis

Parameters	Results	Units	Report Limit	DF	Prepared	Analyzed	CAS No.	Qual
NWTPH-Dx GCS SG	Analytical Method: NWTPH-Dx Preparation Method: EPA 3546							
Diesel Range SG	ND	mg/kg	24.4	1	02/09/11 14:45	02/09/11 14:53		
Motor Oil Range SG	ND	mg/kg	97.4	1	02/09/11 14:45	02/09/11 14:53	64742-65-0	
n-Octacosane (S) SG	110	%	50-150	1	02/09/11 14:45	02/09/11 14:53	630-02-4	
o-Terphenyl (S) SG	100	%	50-150	1	02/09/11 14:45	02/09/11 14:53	84-15-1	
NWTPH-Gx GCV	Analytical Method: NWTPH-Gx Preparation Method: NWTPH-Gx							
Gasoline Range Organics	ND	mg/kg	7.2	1	02/09/11 17:00	02/10/11 02:35		
a,a,a-Trifluorotoluene (S)	98	%	50-150	1	02/09/11 17:00	02/10/11 02:35	98-08-8	
4-Bromofluorobenzene (S)	86	%	50-150	1	02/09/11 17:00	02/10/11 02:35	460-00-4	
8270 MSSV PAH by SIM	Analytical Method: EPA 8270 by SIM Preparation Method: EPA 3546							
Acenaphthene	ND	ug/kg	8.7	1	02/07/11 17:40	02/10/11 20:42	83-32-9	
Acenaphthylene	ND	ug/kg	8.7	1	02/07/11 17:40	02/10/11 20:42	208-96-8	
Anthracene	ND	ug/kg	8.7	1	02/07/11 17:40	02/10/11 20:42	120-12-7	
Benzo(a)anthracene	ND	ug/kg	8.7	1	02/07/11 17:40	02/10/11 20:42	56-55-3	
Benzo(a)pyrene	ND	ug/kg	8.7	1	02/07/11 17:40	02/10/11 20:42	50-32-8	
Benzo(b)fluoranthene	ND	ug/kg	8.7	1	02/07/11 17:40	02/10/11 20:42	205-99-2	
Benzo(g,h,i)perylene	ND	ug/kg	8.7	1	02/07/11 17:40	02/10/11 20:42	191-24-2	
Benzo(k)fluoranthene	ND	ug/kg	8.7	1	02/07/11 17:40	02/10/11 20:42	207-08-9	
Chrysene	ND	ug/kg	8.7	1	02/07/11 17:40	02/10/11 20:42	218-01-9	
Dibenz(a,h)anthracene	ND	ug/kg	8.7	1	02/07/11 17:40	02/10/11 20:42	53-70-3	
Fluoranthene	ND	ug/kg	8.7	1	02/07/11 17:40	02/10/11 20:42	206-44-0	
Fluorene	ND	ug/kg	8.7	1	02/07/11 17:40	02/10/11 20:42	86-73-7	
Indeno(1,2,3-cd)pyrene	ND	ug/kg	8.7	1	02/07/11 17:40	02/10/11 20:42	193-39-5	
1-Methylnaphthalene	ND	ug/kg	8.7	1	02/07/11 17:40	02/10/11 20:42	90-12-0	
2-Methylnaphthalene	ND	ug/kg	8.7	1	02/07/11 17:40	02/10/11 20:42	91-57-6	
Naphthalene	ND	ug/kg	8.7	1	02/07/11 17:40	02/10/11 20:42	91-20-3	
Phenanthrene	ND	ug/kg	8.7	1	02/07/11 17:40	02/10/11 20:42	85-01-8	
Pyrene	ND	ug/kg	8.7	1	02/07/11 17:40	02/10/11 20:42	129-00-0	
2-Fluorobiphenyl (S)	70	%	31-131	1	02/07/11 17:40	02/10/11 20:42	321-60-8	
Terphenyl-d14 (S)	80	%	30-133	1	02/07/11 17:40	02/10/11 20:42	1718-51-0	
8260/5035A Volatile Organics	Analytical Method: EPA 8260							
Benzene	ND	ug/kg	3.1	1		02/07/11 17:48	71-43-2	
Ethylbenzene	ND	ug/kg	3.1	1		02/07/11 17:48	100-41-4	
Toluene	ND	ug/kg	3.1	1		02/07/11 17:48	108-88-3	
Xylene (Total)	ND	ug/kg	9.2	1		02/07/11 17:48	1330-20-7	
Dibromofluoromethane (S)	95	%	80-136	1		02/07/11 17:48	1868-53-7	
Toluene-d8 (S)	104	%	80-120	1		02/07/11 17:48	2037-26-5	
4-Bromofluorobenzene (S)	102	%	72-122	1		02/07/11 17:48	460-00-4	
1,2-Dichloroethane-d4 (S)	102	%	80-143	1		02/07/11 17:48	17060-07-0	
	Analytical Method: ASTM D2974-87							
Percent Moisture	**24.8**	%	0.10	1		02/13/11 21:10		

This report shall not be reproduced, except in full,
without the written consent of Pace Analytical Services, Inc..

Pace Analytical Services, Inc.
940 South Harney
Seattle, WA 98108
(206)767-5060

ANALYTICAL RESULTS

Project: East Bay Redevelopment 138130
Pace Project No.: 256498

Sample: SPL-29-7 **Lab ID: 256498007** Collected: 02/04/11 11:05 Received: 02/05/11 11:38 Matrix: Solid

Results reported on a "dry-weight" basis

Parameters	Results	Units	Report Limit	DF	Prepared	Analyzed	CAS No.	Qual
NWTPH-Dx GCS SG	Analytical Method: NWTPH-Dx Preparation Method: EPA 3546							
Diesel Range SG	ND	mg/kg	29.2	1	02/09/11 14:45	02/09/11 15:44		
Motor Oil Range SG	ND	mg/kg	117	1	02/09/11 14:45	02/09/11 15:44	64742-65-0	
n-Octacosane (S) SG	110	%	50-150	1	02/09/11 14:45	02/09/11 15:44	630-02-4	
o-Terphenyl (S) SG	107	%	50-150	1	02/09/11 14:45	02/09/11 15:44	84-15-1	
NWTPH-Gx GCV	Analytical Method: NWTPH-Gx Preparation Method: NWTPH-Gx							
Gasoline Range Organics	ND	mg/kg	8.7	1	02/09/11 17:00	02/10/11 03:22		
a,a,a-Trifluorotoluene (S)	113	%	50-150	1	02/09/11 17:00	02/10/11 03:22	98-08-8	
4-Bromofluorobenzene (S)	99	%	50-150	1	02/09/11 17:00	02/10/11 03:22	460-00-4	
8270 MSSV PAH by SIM	Analytical Method: EPA 8270 by SIM Preparation Method: EPA 3546							
Acenaphthene	ND	ug/kg	9.6	1	02/07/11 17:40	02/10/11 21:00	83-32-9	
Acenaphthylene	ND	ug/kg	9.6	1	02/07/11 17:40	02/10/11 21:00	208-96-8	
Anthracene	ND	ug/kg	9.6	1	02/07/11 17:40	02/10/11 21:00	120-12-7	
Benzo(a)anthracene	ND	ug/kg	9.6	1	02/07/11 17:40	02/10/11 21:00	56-55-3	
Benzo(a)pyrene	ND	ug/kg	9.6	1	02/07/11 17:40	02/10/11 21:00	50-32-8	
Benzo(b)fluoranthene	ND	ug/kg	9.6	1	02/07/11 17:40	02/10/11 21:00	205-99-2	
Benzo(g,h,i)perylene	ND	ug/kg	9.6	1	02/07/11 17:40	02/10/11 21:00	191-24-2	
Benzo(k)fluoranthene	ND	ug/kg	9.6	1	02/07/11 17:40	02/10/11 21:00	207-08-9	
Chrysene	ND	ug/kg	9.6	1	02/07/11 17:40	02/10/11 21:00	218-01-9	
Dibenz(a,h)anthracene	ND	ug/kg	9.6	1	02/07/11 17:40	02/10/11 21:00	53-70-3	
Fluoranthene	ND	ug/kg	9.6	1	02/07/11 17:40	02/10/11 21:00	206-44-0	
Fluorene	ND	ug/kg	9.6	1	02/07/11 17:40	02/10/11 21:00	86-73-7	
Indeno(1,2,3-cd)pyrene	ND	ug/kg	9.6	1	02/07/11 17:40	02/10/11 21:00	193-39-5	
1-Methylnaphthalene	ND	ug/kg	9.6	1	02/07/11 17:40	02/10/11 21:00	90-12-0	
2-Methylnaphthalene	ND	ug/kg	9.6	1	02/07/11 17:40	02/10/11 21:00	91-57-6	
Naphthalene	ND	ug/kg	9.6	1	02/07/11 17:40	02/10/11 21:00	91-20-3	
Phenanthrene	ND	ug/kg	9.6	1	02/07/11 17:40	02/10/11 21:00	85-01-8	
Pyrene	ND	ug/kg	9.6	1	02/07/11 17:40	02/10/11 21:00	129-00-0	
2-Fluorobiphenyl (S)	70	%	31-131	1	02/07/11 17:40	02/10/11 21:00	321-60-8	
Terphenyl-d14 (S)	78	%	30-133	1	02/07/11 17:40	02/10/11 21:00	1718-51-0	
8260/5035A Volatile Organics	Analytical Method: EPA 8260							
Benzene	ND	ug/kg	3.8	1		02/08/11 11:25	71-43-2	
Ethylbenzene	ND	ug/kg	3.8	1		02/08/11 11:25	100-41-4	
Toluene	ND	ug/kg	3.8	1		02/08/11 11:25	108-88-3	
Xylene (Total)	ND	ug/kg	11.5	1		02/08/11 11:25	1330-20-7	
Dibromofluoromethane (S)	96	%	80-136	1		02/08/11 11:25	1868-53-7	
Toluene-d8 (S)	106	%	80-120	1		02/08/11 11:25	2037-26-5	
4-Bromofluorobenzene (S)	102	%	72-122	1		02/08/11 11:25	460-00-4	
1,2-Dichloroethane-d4 (S)	100	%	80-143	1		02/08/11 11:25	17060-07-0	
	Analytical Method: ASTM D2974-87							
Percent Moisture	**31.8**	%	0.10	1		02/13/11 21:10		

This report shall not be reproduced, except in full,
without the written consent of Pace Analytical Services, Inc..

Pace Analytical Services, Inc.
940 South Harney
Seattle, WA 98108
(206)767-5060

ANALYTICAL RESULTS

Project: East Bay Redevelopment 138130
Pace Project No.: 256498

Sample: SPL-29-8 **Lab ID: 256498008** Collected: 02/04/11 11:15 Received: 02/05/11 11:38 Matrix: Solid

Results reported on a "dry-weight" basis

Parameters	Results	Units	Report Limit	DF	Prepared	Analyzed	CAS No.	Qual
NWTPH-Dx GCS SG	Analytical Method: NWTPH-Dx Preparation Method: EPA 3546							
Diesel Range SG	ND	mg/kg	21.8	1	02/09/11 14:45	02/09/11 16:01		
Motor Oil Range SG	ND	mg/kg	87.1	1	02/09/11 14:45	02/09/11 16:01	64742-65-0	
n-Octacosane (S) SG	105	%	50-150	1	02/09/11 14:45	02/09/11 16:01	630-02-4	
o-Terphenyl (S) SG	115	%	50-150	1	02/09/11 14:45	02/09/11 16:01	84-15-1	
NWTPH-Gx GCV	Analytical Method: NWTPH-Gx Preparation Method: NWTPH-Gx							
Gasoline Range Organics	ND	mg/kg	6.1	1	02/09/11 17:00	02/10/11 03:46		
a,a,a-Trifluorotoluene (S)	100	%	50-150	1	02/09/11 17:00	02/10/11 03:46	98-08-8	
4-Bromofluorobenzene (S)	88	%	50-150	1	02/09/11 17:00	02/10/11 03:46	460-00-4	
8270 MSSV PAH by SIM	Analytical Method: EPA 8270 by SIM Preparation Method: EPA 3546							
Acenaphthene	ND	ug/kg	7.2	1	02/07/11 17:40	02/10/11 23:09	83-32-9	
Acenaphthylene	ND	ug/kg	7.2	1	02/07/11 17:40	02/10/11 23:09	208-96-8	
Anthracene	ND	ug/kg	7.2	1	02/07/11 17:40	02/10/11 23:09	120-12-7	
Benzo(a)anthracene	**16.9**	ug/kg	7.2	1	02/07/11 17:40	02/10/11 23:09	56-55-3	
Benzo(a)pyrene	**18.4**	ug/kg	7.2	1	02/07/11 17:40	02/10/11 23:09	50-32-8	
Benzo(b)fluoranthene	**18.0**	ug/kg	7.2	1	02/07/11 17:40	02/10/11 23:09	205-99-2	
Benzo(g,h,i)perylene	**10.4**	ug/kg	7.2	1	02/07/11 17:40	02/10/11 23:09	191-24-2	
Benzo(k)fluoranthene	**7.7**	ug/kg	7.2	1	02/07/11 17:40	02/10/11 23:09	207-08-9	
Chrysene	**15.3**	ug/kg	7.2	1	02/07/11 17:40	02/10/11 23:09	218-01-9	
Dibenz(a,h)anthracene	ND	ug/kg	7.2	1	02/07/11 17:40	02/10/11 23:09	53-70-3	
Fluoranthene	**28.1**	ug/kg	7.2	1	02/07/11 17:40	02/10/11 23:09	206-44-0	
Fluorene	ND	ug/kg	7.2	1	02/07/11 17:40	02/10/11 23:09	86-73-7	
Indeno(1,2,3-cd)pyrene	**8.6**	ug/kg	7.2	1	02/07/11 17:40	02/10/11 23:09	193-39-5	
1-Methylnaphthalene	ND	ug/kg	7.2	1	02/07/11 17:40	02/10/11 23:09	90-12-0	
2-Methylnaphthalene	ND	ug/kg	7.2	1	02/07/11 17:40	02/10/11 23:09	91-57-6	
Naphthalene	ND	ug/kg	7.2	1	02/07/11 17:40	02/10/11 23:09	91-20-3	
Phenanthrene	**13.5**	ug/kg	7.2	1	02/07/11 17:40	02/10/11 23:09	85-01-8	
Pyrene	**34.7**	ug/kg	7.2	1	02/07/11 17:40	02/10/11 23:09	129-00-0	
2-Fluorobiphenyl (S)	70	%	31-131	1	02/07/11 17:40	02/10/11 23:09	321-60-8	
Terphenyl-d14 (S)	85	%	30-133	1	02/07/11 17:40	02/10/11 23:09	1718-51-0	
8260/5035A Volatile Organics	Analytical Method: EPA 8260							
Benzene	ND	ug/kg	2.8	1		02/08/11 11:44	71-43-2	
Ethylbenzene	ND	ug/kg	2.8	1		02/08/11 11:44	100-41-4	
Toluene	ND	ug/kg	2.8	1		02/08/11 11:44	108-88-3	
Xylene (Total)	ND	ug/kg	8.3	1		02/08/11 11:44	1330-20-7	
Dibromofluoromethane (S)	94	%	80-136	1		02/08/11 11:44	1868-53-7	
Toluene-d8 (S)	107	%	80-120	1		02/08/11 11:44	2037-26-5	
4-Bromofluorobenzene (S)	98	%	72-122	1		02/08/11 11:44	460-00-4	
1,2-Dichloroethane-d4 (S)	103	%	80-143	1		02/08/11 11:44	17060-07-0	
	Analytical Method: ASTM D2974-87							
Percent Moisture	**9.2**	%	0.10	1		02/13/11 21:12		

This report shall not be reproduced, except in full,
without the written consent of Pace Analytical Services, Inc..

Pace Analytical Services, Inc.
940 South Harney
Seattle, WA 98108
(206)767-5060

ANALYTICAL RESULTS

Project: East Bay Redevelopment 138130
Pace Project No.: 256498

Sample: TB-020411 **Lab ID: 256498009** Collected: 02/04/11 00:00 Received: 02/05/11 11:38 Matrix: Solid

Results reported on a "wet-weight" basis

Parameters	Results	Units	Report Limit	DF	Prepared	Analyzed	CAS No.	Qual
NWTPH-Gx GCV	Analytical Method: NWTPH-Gx		Preparation Method: NWTPH-Gx					
Gasoline Range Organics	ND	mg/kg	5.0	1	02/09/11 17:00	02/09/11 23:01		
a,a,a-Trifluorotoluene (S)	95	%	50-150	1	02/09/11 17:00	02/09/11 23:01	98-08-8	
4-Bromofluorobenzene (S)	86	%	50-150	1	02/09/11 17:00	02/09/11 23:01	460-00-4	
8260/5035A Volatile Organics	Analytical Method: EPA 8260							
Benzene	ND	ug/kg	3.0	1		02/07/11 11:57	71-43-2	
Ethylbenzene	ND	ug/kg	3.0	1		02/07/11 11:57	100-41-4	
Toluene	ND	ug/kg	3.0	1		02/07/11 11:57	108-88-3	
Xylene (Total)	ND	ug/kg	9.0	1		02/07/11 11:57	1330-20-7	
Dibromofluoromethane (S)	96	%	80-136	1		02/07/11 11:57	1868-53-7	
Toluene-d8 (S)	104	%	80-120	1		02/07/11 11:57	2037-26-5	
4-Bromofluorobenzene (S)	106	%	72-122	1		02/07/11 11:57	460-00-4	
1,2-Dichloroethane-d4 (S)	100	%	80-143	1		02/07/11 11:57	17060-07-0	

This report shall not be reproduced, except in full,
without the written consent of Pace Analytical Services, Inc..

Pace Analytical Services, Inc.
940 South Harney
Seattle, WA 98108
(206)767-5060

QUALITY CONTROL DATA

Project: East Bay Redevelopment 138130
Pace Project No.: 256498

QC Batch: OEXT/3272 Analysis Method: NWTPH-Dx
QC Batch Method: EPA 3546 Analysis Description: NWTPH-Dx GCS
Associated Lab Samples: 256498001, 256498002, 256498003, 256498004, 256498005, 256498006, 256498007, 256498008

METHOD BLANK: 57286 Matrix: Solid
Associated Lab Samples: 256498001, 256498002, 256498003, 256498004, 256498005, 256498006, 256498007, 256498008

Parameter	Units	Blank Result	Reporting Limit	Analyzed	Qualifiers
Diesel Range SG	mg/kg	ND	20.0	02/10/11 15:13	
Motor Oil Range SG	mg/kg	ND	80.0	02/10/11 15:13	
n-Octacosane (S) SG	%	120	50-150	02/10/11 15:13	
o-Terphenyl (S) SG	%	115	50-150	02/10/11 15:13	

LABORATORY CONTROL SAMPLE: 57287

Parameter	Units	Spike Conc.	LCS Result	LCS % Rec	% Rec Limits	Qualifiers
Diesel Range SG	mg/kg	500	458	92	56-124	
Motor Oil Range SG	mg/kg	500	510	102	50-150	
n-Octacosane (S) SG	%			113	50-150	
o-Terphenyl (S) SG	%			116	50-150	

SAMPLE DUPLICATE: 57288

Parameter	Units	256498002 Result	Dup Result	RPD	Qualifiers
Diesel Range SG	mg/kg	28.7	23.9	18	
Motor Oil Range SG	mg/kg	131	86.4	41	
n-Octacosane (S) SG	%	112	116	.4	
o-Terphenyl (S) SG	%	112	112	3	

SAMPLE DUPLICATE: 57289

Parameter	Units	256499003 Result	Dup Result	RPD	Qualifiers
Diesel Range SG	mg/kg	51.1	33.0	43	
Motor Oil Range SG	mg/kg	213	172	21	
n-Octacosane (S) SG	%	143	108	24	
o-Terphenyl (S) SG	%	95	96	4	

This report shall not be reproduced, except in full,
without the written consent of Pace Analytical Services, Inc..

Pace Analytical Services, Inc.
940 South Harney
Seattle, WA 98108
(206)767-5060

QUALITY CONTROL DATA

Project: East Bay Redevelopment 138130
Pace Project No.: 256498

QC Batch: GCV/2150 Analysis Method: NWTPH-Gx
QC Batch Method: NWTPH-Gx Analysis Description: NWTPH-Gx Solid GCV
Associated Lab Samples: 256498001, 256498002, 256498003, 256498004, 256498005, 256498006, 256498007, 256498008, 256498009

METHOD BLANK: 57717 Matrix: Solid
Associated Lab Samples: 256498001, 256498002, 256498003, 256498004, 256498005, 256498006, 256498007, 256498008, 256498009

Parameter	Units	Blank Result	Reporting Limit	Analyzed	Qualifiers
Gasoline Range Organics	mg/kg	ND	5.0	02/09/11 22:37	
4-Bromofluorobenzene (S)	%	90	50-150	02/09/11 22:37	
a,a,a-Trifluorotoluene (S)	%	102	50-150	02/09/11 22:37	

LABORATORY CONTROL SAMPLE: 57718

Parameter	Units	Spike Conc.	LCS Result	LCS % Rec	% Rec Limits	Qualifiers
Gasoline Range Organics	mg/kg	12.5	11.0	88	54-156	
4-Bromofluorobenzene (S)	%			85	50-150	
a,a,a-Trifluorotoluene (S)	%			90	50-150	

SAMPLE DUPLICATE: 58143

Parameter	Units	256498001 Result	Dup Result	RPD	Qualifiers
Gasoline Range Organics	mg/kg	ND	.95J		
4-Bromofluorobenzene (S)	%	88	101	14	
a,a,a-Trifluorotoluene (S)	%	96	110	14	

SAMPLE DUPLICATE: 58144

Parameter	Units	256498006 Result	Dup Result	RPD	Qualifiers
Gasoline Range Organics	mg/kg	ND	.67J		
4-Bromofluorobenzene (S)	%	86	86	.7	
a,a,a-Trifluorotoluene (S)	%	98	97	.8	

This report shall not be reproduced, except in full,
without the written consent of Pace Analytical Services, Inc..

Pace Analytical Services, Inc.
940 South Harney
Seattle, WA 98108
(206)767-5060

QUALITY CONTROL DATA

Project: East Bay Redevelopment 138130
Pace Project No.: 256498

QC Batch: OEXT/3270 Analysis Method: EPA 8270 by SIM
QC Batch Method: EPA 3546 Analysis Description: 8270/3546 MSSV PAH by SIM
Associated Lab Samples: 256498001, 256498002, 256498003, 256498004, 256498005, 256498006, 256498007, 256498008

METHOD BLANK: 57279 Matrix: Solid
Associated Lab Samples: 256498001, 256498002, 256498003, 256498004, 256498005, 256498006, 256498007, 256498008

Parameter	Units	Blank Result	Reporting Limit	Analyzed	Qualifiers
1-Methylnaphthalene	ug/kg	ND	6.7	02/10/11 20:05	
2-Methylnaphthalene	ug/kg	ND	6.7	02/10/11 20:05	
Acenaphthene	ug/kg	ND	6.7	02/10/11 20:05	
Acenaphthylene	ug/kg	ND	6.7	02/10/11 20:05	
Anthracene	ug/kg	ND	6.7	02/10/11 20:05	
Benzo(a)anthracene	ug/kg	ND	6.7	02/10/11 20:05	
Benzo(a)pyrene	ug/kg	ND	6.7	02/10/11 20:05	
Benzo(b)fluoranthene	ug/kg	ND	6.7	02/10/11 20:05	
Benzo(g,h,i)perylene	ug/kg	ND	6.7	02/10/11 20:05	
Benzo(k)fluoranthene	ug/kg	ND	6.7	02/10/11 20:05	
Chrysene	ug/kg	ND	6.7	02/10/11 20:05	
Dibenz(a,h)anthracene	ug/kg	ND	6.7	02/10/11 20:05	
Fluoranthene	ug/kg	ND	6.7	02/10/11 20:05	
Fluorene	ug/kg	ND	6.7	02/10/11 20:05	
Indeno(1,2,3-cd)pyrene	ug/kg	ND	6.7	02/10/11 20:05	
Naphthalene	ug/kg	ND	6.7	02/10/11 20:05	
Phenanthrene	ug/kg	ND	6.7	02/10/11 20:05	
Pyrene	ug/kg	ND	6.7	02/10/11 20:05	
2-Fluorobiphenyl (S)	%	67	31-131	02/10/11 20:05	
Terphenyl-d14 (S)	%	83	30-133	02/10/11 20:05	

LABORATORY CONTROL SAMPLE: 57280

Parameter	Units	Spike Conc.	LCS Result	LCS % Rec	% Rec Limits	Qualifiers
1-Methylnaphthalene	ug/kg	133	97.3	73	37-121	
2-Methylnaphthalene	ug/kg	133	98.6	74	33-132	
Acenaphthene	ug/kg	133	92.3	69	32-127	
Acenaphthylene	ug/kg	133	92.6	69	31-134	
Anthracene	ug/kg	133	94.4	71	42-135	
Benzo(a)anthracene	ug/kg	133	105	79	43-139	
Benzo(a)pyrene	ug/kg	133	109	82	44-144	
Benzo(b)fluoranthene	ug/kg	133	99.0	74	42-144	
Benzo(g,h,i)perylene	ug/kg	133	96.7	73	46-136	
Benzo(k)fluoranthene	ug/kg	133	101	75	45-147	
Chrysene	ug/kg	133	95.6	72	42-144	
Dibenz(a,h)anthracene	ug/kg	133	97.5	73	48-142	
Fluoranthene	ug/kg	133	101	75	44-143	
Fluorene	ug/kg	133	98.4	74	32-146	
Indeno(1,2,3-cd)pyrene	ug/kg	133	97.6	73	47-140	
Naphthalene	ug/kg	133	86.0	64	35-118	
Phenanthrene	ug/kg	133	97.1	73	42-131	

This report shall not be reproduced, except in full,
without the written consent of Pace Analytical Services, Inc..

Pace Analytical Services, Inc.
940 South Harney
Seattle, WA 98108
(206)767-5060

QUALITY CONTROL DATA

Project: East Bay Redevelopment 138130
Pace Project No.: 256498

LABORATORY CONTROL SAMPLE: 57280

Parameter	Units	Spike Conc.	LCS Result	LCS % Rec	% Rec Limits	Qualifiers
Pyrene	ug/kg	133	103	77	47-136	
2-Fluorobiphenyl (S)	%			69	31-131	
Terphenyl-d14 (S)	%			83	30-133	

MATRIX SPIKE & MATRIX SPIKE DUPLICATE: 57281 57282

Parameter	Units	256498001 Result	MS Spike Conc.	MSD Spike Conc.	MS Result	MSD Result	MS % Rec	MSD % Rec	% Rec Limits	RPD	Qual
1-Methylnaphthalene	ug/kg	ND	144	141	111	110	74	74	31-123	1	
2-Methylnaphthalene	ug/kg	10.6	144	141	118	119	75	76	15-146	.3	
Acenaphthene	ug/kg	ND	144	141	100	99.5	69	69	19-141	.5	
Acenaphthylene	ug/kg	ND	144	141	101	102	69	70	30-142	.5	
Anthracene	ug/kg	ND	144	141	103	103	70	71	38-137	.3	
Benzo(a)anthracene	ug/kg	ND	144	141	112	116	73	77	37-143	3	
Benzo(a)pyrene	ug/kg	ND	144	141	110	115	72	76	33-147	4	
Benzo(b)fluoranthene	ug/kg	10.7	144	141	111	105	70	66	25-156	6	
Benzo(g,h,i)perylene	ug/kg	8.3	144	141	96.1	97.3	61	63	26-142	1	
Benzo(k)fluoranthene	ug/kg	ND	144	141	93.6	111	61	75	35-142	17	
Chrysene	ug/kg	10.5	144	141	103	106	65	67	23-150	2	
Dibenz(a,h)anthracene	ug/kg	ND	144	141	92.5	93.9	63	65	41-140	1	
Fluoranthene	ug/kg	14.9	144	141	111	118	67	73	25-155	6	
Fluorene	ug/kg	ND	144	141	107	107	73	74	33-152	.5	
Indeno(1,2,3-cd)pyrene	ug/kg	ND	144	141	94.2	96.4	62	65	36-139	2	
Naphthalene	ug/kg	10.1	144	141	104	105	65	67	25-121	.9	
Phenanthrene	ug/kg	12.1	144	141	109	115	67	73	29-141	5	
Pyrene	ug/kg	17.3	144	141	124	131	74	80	36-145	5	
2-Fluorobiphenyl (S)	%						69	69	31-131		
Terphenyl-d14 (S)	%						80	81	30-133		

This report shall not be reproduced, except in full,
without the written consent of Pace Analytical Services, Inc..

Pace Analytical Services, Inc.
940 South Harney
Seattle, WA 98108
(206)767-5060

QUALITY CONTROL DATA

Project: East Bay Redevelopment 138130
Pace Project No.: 256498

QC Batch: MSV/3810 Analysis Method: EPA 8260
QC Batch Method: EPA 8260 Analysis Description: 8260 MSV 5035A Volatile Organics
Associated Lab Samples: 256498001, 256498002, 256498003, 256498005, 256498006, 256498009

METHOD BLANK: 57244 Matrix: Solid
Associated Lab Samples: 256498001, 256498002, 256498003, 256498005, 256498006, 256498009

Parameter	Units	Blank Result	Reporting Limit	Analyzed	Qualifiers
Benzene	ug/kg	ND	3.0	02/07/11 11:37	
Ethylbenzene	ug/kg	ND	3.0	02/07/11 11:37	
Toluene	ug/kg	ND	3.0	02/07/11 11:37	
Xylene (Total)	ug/kg	ND	9.0	02/07/11 11:37	
1,2-Dichloroethane-d4 (S)	%	105	80-143	02/07/11 11:37	
4-Bromofluorobenzene (S)	%	96	72-122	02/07/11 11:37	
Dibromofluoromethane (S)	%	96	80-136	02/07/11 11:37	
Toluene-d8 (S)	%	105	80-120	02/07/11 11:37	

LABORATORY CONTROL SAMPLE & LCSD: 57245 57246

Parameter	Units	Spike Conc.	LCS Result	LCSD Result	LCS % Rec	LCSD % Rec	% Rec Limits	RPD	Max RPD	Qualifiers
Benzene	ug/kg	50	49.5	49.5	99	99	75-133	.05	30	
Ethylbenzene	ug/kg	50	50.6	49.3	101	99	68-131	3	30	
Toluene	ug/kg	50	54.0	51.8	108	104	73-124	4	30	
Xylene (Total)	ug/kg	150	159	157	106	105	68-130	1	30	
1,2-Dichloroethane-d4 (S)	%				97	90	80-143			
4-Bromofluorobenzene (S)	%				101	102	72-122			
Dibromofluoromethane (S)	%				95	98	80-136			
Toluene-d8 (S)	%				107	103	80-120			

This report shall not be reproduced, except in full,
without the written consent of Pace Analytical Services, Inc..

Pace Analytical Services, Inc.
940 South Harney
Seattle, WA 98108
(206)767-5060

QUALITY CONTROL DATA

Project: East Bay Redevelopment 138130
Pace Project No.: 256498

QC Batch: MSV/3818 Analysis Method: EPA 8260
QC Batch Method: EPA 8260 Analysis Description: 8260 MSV 5035A Volatile Organics
Associated Lab Samples: 256498004, 256498007, 256498008

METHOD BLANK: 57451 Matrix: Solid
Associated Lab Samples: 256498004, 256498007, 256498008

Parameter	Units	Blank Result	Reporting Limit	Analyzed	Qualifiers
Benzene	ug/kg	ND	3.0	02/08/11 09:13	
Ethylbenzene	ug/kg	ND	3.0	02/08/11 09:13	
Toluene	ug/kg	ND	3.0	02/08/11 09:13	
Xylene (Total)	ug/kg	ND	9.0	02/08/11 09:13	
1,2-Dichloroethane-d4 (S)	%	102	80-143	02/08/11 09:13	
4-Bromofluorobenzene (S)	%	99	72-122	02/08/11 09:13	
Dibromofluoromethane (S)	%	94	80-136	02/08/11 09:13	
Toluene-d8 (S)	%	103	80-120	02/08/11 09:13	

LABORATORY CONTROL SAMPLE & LCSD: 57452 57453

Parameter	Units	Spike Conc.	LCS Result	LCSD Result	LCS % Rec	LCSD % Rec	% Rec Limits	RPD	Max RPD	Qualifiers
Benzene	ug/kg	50	48.8	51.4	98	103	75-133	5	30	
Ethylbenzene	ug/kg	50	48.7	50.1	97	100	68-131	3	30	
Toluene	ug/kg	50	52.7	54.4	105	109	73-124	3	30	
Xylene (Total)	ug/kg	150	153	158	102	105	68-130	3	30	
1,2-Dichloroethane-d4 (S)	%				111	103	80-143			
4-Bromofluorobenzene (S)	%				105	102	72-122			
Dibromofluoromethane (S)	%				101	98	80-136			
Toluene-d8 (S)	%				107	105	80-120			

This report shall not be reproduced, except in full,
without the written consent of Pace Analytical Services, Inc..

Pace Analytical Services, Inc.
940 South Harney
Seattle, WA 98108
(206)767-5060

QUALITY CONTROL DATA

Project: East Bay Redevelopment 138130
Pace Project No.: 256498

QC Batch: PMST/1522 Analysis Method: ASTM D2974-87
QC Batch Method: ASTM D2974-87 Analysis Description: Dry Weight/Percent Moisture
Associated Lab Samples: 256498001, 256498002, 256498003, 256498004, 256498005, 256498006, 256498007, 256498008

SAMPLE DUPLICATE: 58359

Parameter	Units	256498001 Result	Dup Result	RPD	Qualifiers
Percent Moisture	%	8.8	8.9	2	

SAMPLE DUPLICATE: 58360

Parameter	Units	256550009 Result	Dup Result	RPD	Qualifiers
Percent Moisture	%	10.3	10.3	.5	

This report shall not be reproduced, except in full,
without the written consent of Pace Analytical Services, Inc..

Pace Analytical Services, Inc.
940 South Harney
Seattle, WA 98108
(206)767-5060

QUALIFIERS

Project: East Bay Redevelopment 138130
Pace Project No.: 256498

DEFINITIONS

DF - Dilution Factor, if reported, represents the factor applied to the reported data due to changes in sample preparation, dilution of the sample aliquot, or moisture content.

ND - Not Detected at or above adjusted reporting limit.

J - Estimated concentration above the adjusted method detection limit and below the adjusted reporting limit.

MDL - Adjusted Method Detection Limit.

S - Surrogate

1,2-Diphenylhydrazine (8270 listed analyte) decomposes to Azobenzene.

Consistent with EPA guidelines, unrounded data are displayed and have been used to calculate % recovery and RPD values.

LCS(D) - Laboratory Control Sample (Duplicate)

MS(D) - Matrix Spike (Duplicate)

DUP - Sample Duplicate

RPD - Relative Percent Difference

NC - Not Calculable.

SG - Silica Gel Clean-Up

N-Nitrosodiphenylamine decomposes and cannot be separated from Diphenylamine using Method 8270. The result reported for each analyte is a combined concentration.

Pace Analytical is NELAP accredited. Contact your Pace PM for the current list of accredited analytes.

LABORATORIES

PASI-S Pace Analytical Services - Seattle

BATCH QUALIFIERS

Batch: MSV/3810

[M5] A matrix spike/matrix spike duplicate was not performed for this batch due to insufficient sample volume.

Batch: MSV/3818

[M5] A matrix spike/matrix spike duplicate was not performed for this batch due to insufficient sample volume.

This report shall not be reproduced, except in full,
without the written consent of Pace Analytical Services, Inc..

Pace Analytical Services, Inc.
940 South Harney
Seattle, WA 98108
(206)767-5060

QUALITY CONTROL DATA CROSS REFERENCE TABLE

Project: East Bay Redevelopment 138130
Pace Project No.: 256498

Lab ID	Sample ID	QC Batch Method	QC Batch	Analytical Method	Analytical Batch
256498001	**SPL-29-1**	EPA 3546	OEXT/3272	NWTPH-Dx	GCSV/2247
256498002	**SPL-29-2**	EPA 3546	OEXT/3272	NWTPH-Dx	GCSV/2247
256498003	**SPL-29-3**	EPA 3546	OEXT/3272	NWTPH-Dx	GCSV/2247
256498004	**SPL-29-4**	EPA 3546	OEXT/3272	NWTPH-Dx	GCSV/2247
256498005	**SPL-29-5**	EPA 3546	OEXT/3272	NWTPH-Dx	GCSV/2247
256498006	**SPL-29-6**	EPA 3546	OEXT/3272	NWTPH-Dx	GCSV/2247
256498007	**SPL-29-7**	EPA 3546	OEXT/3272	NWTPH-Dx	GCSV/2247
256498008	**SPL-29-8**	EPA 3546	OEXT/3272	NWTPH-Dx	GCSV/2247
256498001	**SPL-29-1**	NWTPH-Gx	GCV/2150	NWTPH-Gx	GCV/2168
256498002	**SPL-29-2**	NWTPH-Gx	GCV/2150	NWTPH-Gx	GCV/2168
256498003	**SPL-29-3**	NWTPH-Gx	GCV/2150	NWTPH-Gx	GCV/2168
256498004	**SPL-29-4**	NWTPH-Gx	GCV/2150	NWTPH-Gx	GCV/2168
256498005	**SPL-29-5**	NWTPH-Gx	GCV/2150	NWTPH-Gx	GCV/2168
256498006	**SPL-29-6**	NWTPH-Gx	GCV/2150	NWTPH-Gx	GCV/2168
256498007	**SPL-29-7**	NWTPH-Gx	GCV/2150	NWTPH-Gx	GCV/2168
256498008	**SPL-29-8**	NWTPH-Gx	GCV/2150	NWTPH-Gx	GCV/2168
256498009	**TB-020411**	NWTPH-Gx	GCV/2150	NWTPH-Gx	GCV/2168
256498001	**SPL-29-1**	EPA 3546	OEXT/3270	EPA 8270 by SIM	MSSV/1518
256498002	**SPL-29-2**	EPA 3546	OEXT/3270	EPA 8270 by SIM	MSSV/1518
256498003	**SPL-29-3**	EPA 3546	OEXT/3270	EPA 8270 by SIM	MSSV/1518
256498004	**SPL-29-4**	EPA 3546	OEXT/3270	EPA 8270 by SIM	MSSV/1518
256498005	**SPL-29-5**	EPA 3546	OEXT/3270	EPA 8270 by SIM	MSSV/1518
256498006	**SPL-29-6**	EPA 3546	OEXT/3270	EPA 8270 by SIM	MSSV/1518
256498007	**SPL-29-7**	EPA 3546	OEXT/3270	EPA 8270 by SIM	MSSV/1518
256498008	**SPL-29-8**	EPA 3546	OEXT/3270	EPA 8270 by SIM	MSSV/1518
256498001	**SPL-29-1**	EPA 8260	MSV/3810		
256498002	**SPL-29-2**	EPA 8260	MSV/3810		
256498003	**SPL-29-3**	EPA 8260	MSV/3810		
256498004	**SPL-29-4**	EPA 8260	MSV/3818		
256498005	**SPL-29-5**	EPA 8260	MSV/3810		
256498006	**SPL-29-6**	EPA 8260	MSV/3810		
256498007	**SPL-29-7**	EPA 8260	MSV/3818		
256498008	**SPL-29-8**	EPA 8260	MSV/3818		
256498009	**TB-020411**	EPA 8260	MSV/3810		

This report shall not be reproduced, except in full,
without the written consent of Pace Analytical Services, Inc..

Pace Analytical®
www.pacelabs.com

CHAIN-OF-CUSTODY / Analytical Request Document

The Chain-of-Custody is a LEGAL DOCUMENT. All relevant fields must be completed accurately.

Page: 1 of 1

1195894

Section A Required Client Information:

Company: Brown + Caldwell
Address: 724 Columbia St NW Ste 400, Olympia WA 98501
Email To: jturk@brwncald.com
Phone: 3605341206 Fax: 3609437513
Requested Due Date/TAT: 10-day

Section B Required Project Information:

Report To: Jon Turk
Copy To: Josh Johnson
Purchase Order No.:
Project Name: East Bay Redevelopment
Project Number: 138130

Section C Invoice Information:

Attention: Jon Turk
Company Name: See A
Address:
Pace Quote Reference:
Pace Project Manager:
Pace Profile #:

REGULATORY AGENCY

☐ NPDES ☐ GROUND WATER ☐ DRINKING WATER
☐ UST ☐ RCRA ☒ OTHER ECY

Site Location STATE: WA

Section D Required Client Information

Matrix Codes (MATRIX / CODE): Drinking Water DW; Water WT; Waste Water WW; Product P; Soil/Solid SL; Oil OL; Wipe WP; Air AR; Tissue TS; Other OT

ITEM #	SAMPLE ID (A-Z, 0-9 / ,-) Sample IDs MUST BE UNIQUE	MATRIX CODE (see valid codes to left)	SAMPLE TYPE (G=GRAB C=COMP)	COLLECTED: COMPOSITE START DATE	COMPOSITE START TIME	COMPOSITE END/GRAB DATE	COMPOSITE END/GRAB TIME	SAMPLE TEMP AT COLLECTION	# OF CONTAINERS	Preservatives: Unpreserved	H_2SO_4	HNO_3	HCl	NaOH	$Na_2S_2O_3$	Methanol	Other water	Y/N	Analysis Test: As, Pb, Ni, Cu, Cd	TPHD, HO	Dioxins, Furans	PAHs, Naphthalenes	TPH-G	BTEX	Residual Chlorine (Y/N)	Pace Project No./ Lab I.D.
1	SPL-29-1	SL	G			2/4/11	0935		7	X						X	X					SG					256498
2	SPL-29-2						0950																				
3	SPL-29-3						1010																				
4	SPL-29-4						1035																				
5	SPL-29-5						1045																				
6	SPL-29-6						1055																				
7	SPL-29-7						1105																				
8	SPL-29-8						1115																				
9	TB-020411	WT							3																		
10																											
11																											
12																											

ADDITIONAL COMMENTS	RELINQUISHED BY / AFFILIATION	DATE	TIME	ACCEPTED BY / AFFILIATION	DATE	TIME	SAMPLE CONDITIONS: Temp in °C	Received on Ice (Y/N)	Custody Sealed Cooler (Y/N)	Samples Intact (Y/N)
Temp Blank included	Jon Turk	2/4/11	1330	Custody Seal	2/4/11	1330				
	Fedex	2/5/11	1138	Jyothi Swa	2/5/11	1138	0.4	Y	Y	Y

ORIGINAL

SAMPLER NAME AND SIGNATURE

PRINT Name of SAMPLER: Jon Turk

SIGNATURE of SAMPLER: Jon Turk

DATE Signed (MM/DD/YY): 2/4/11

*Important Note: By signing this form you are accepting Pace's NET 30 day payment terms and agreeing to late charges of 1.5% per month for any invoices not paid within 30 days.

Sample Container Count

CLIENT: Brown & Caldwell

COC PAGE 1 of 1
COC ID# 1195894

256498

Sample Line Item	VG9H	AG1H	AG1U	BG1H	BP1U	BP2U	BP3U	BP2N	BP2S	WGFU	WGKU	DG9M		VG9W		Comments
1										2		1		2		
2																
3																
4																
5																
6																
7																
8										2						
9												1		2		
10																
11																
12																Trip Blank? yes

AG1H	1 liter HCL amber glass		BP2S	500mL H2SO4 plastic		JGFU	4oz unpreserved amber wide
AG1U	1liter unpreserved amber glass		BP2U	500mL unpreserved plastic		R	terra core kit
AG2S	500mL H2SO4 amber glass		BP2Z	500mL NaOH, Zn Ac		U	Summa Can
AG2U	500mL unpreserved amber glass		BP3C	250mL NaOH plastic		VG9H	40mL HCL clear vial
AG3S	250mL H2SO4 amber glass		BP3N	250mL HNO3 plastic		VG9T	40mL Na Thio. clear vial
BG1H	1 liter HCL clear glass		BP3S	250mL H2SO4 plastic		VG9U	40mL unpreserved **clear** vial
BG1U	1 liter unpreserved glass		BP3U	250mL unpreserved plastic		VG9W	40mL glass vial preweighted (EPA 5035)
BP1N	1 liter HNO3 plastic		DG9B	40mL Na Bisulfate amber vial		VSG	Headspace septa vial & HCL
BP1S	1 liter H2SO4 plastic		DG9H	40mL HCL amber voa vial		WGFU	4oz clear soil jar
BP1U	1 liter unpreserved plastic		DG9M	40mL MeOH clear vial		WGFX	4oz wide jar w/hexane wipe
BP1Z	1 liter NaOH, Zn, Ac		DG9T	40mL Na Thio amber vial		ZPLC	Ziploc Bag
BP2N	500mL HNO3 plastic		DG9U	40mL unpreserved **amber** vial			
BP2O	500mL NaOH plastic		I	Wipe/Swab			

Sample Condition Upon Receipt

Pace Analytical

Client Name: Brown + Caldwell Project # 256498

Courier: ☑ Fed Ex ☐ UPS ☐ USPS ☐ Client ☐ Commercial ☑ Pace Other #139

Tracking #: 8738 8211 4947

Custody Seal on Cooler/Box Present: ☑ Yes ☐ No Seals intact: ☑ Yes ☐ No

Packing Material: ☐ Bubble Wrap ☑ Bubble Bags ☐ None ☐ Other _____ Temp. Blank (Yes) ____ No ____

Thermometer Used 132013 or 101731962 or 226099 Type of Ice: (Wet) Blue None ☐ Samples on ice, cooling process has begun

Cooler Temperature 0.4 Biological Tissue is Frozen: Yes No

Temp should be above freezing ≤ 6°C

Date and Initials of person examining contents: NSS 2/5/11

Comments:

Chain of Custody Present:	☑Yes ☐No ☐N/A	1.	
Chain of Custody Filled Out:	☑Yes ☐No ☐N/A	2.	
Chain of Custody Relinquished:	☑Yes ☐No ☐N/A	3.	
Sampler Name & Signature on COC:	☑Yes ☐No ☐N/A	4.	
Samples Arrived within Hold Time:	☑Yes ☐No ☐N/A	5.	
Short Hold Time Analysis (<72hr):	☐Yes ☑No ☐N/A	6.	
Rush Turn Around Time Requested:	☐Yes ☑No ☐N/A	7.	
Sufficient Volume:	☑Yes ☐No ☐N/A	8.	
Correct Containers Used:	☑Yes ☐No ☐N/A	9.	
-Pace Containers Used:	☑Yes ☐No ☐N/A		
Containers Intact:	☑Yes ☐No ☐N/A	10.	
Filtered volume received for Dissolved tests	☐Yes ☐No ☑N/A	11.	
Sample Labels match COC:	☑Yes ☐No ☐N/A	12.	
-Includes date/time/ID/Analysis Matrix: Soil			
All containers needing preservation have been checked.	☐Yes ☐No ☑N/A	13.	
All containers needing preservation are found to be in compliance with EPA recommendation.	☐Yes ☐No ☑N/A		
Exceptions: VOA, coliform, TOC, O&G		Initial when completed	Lot # of added preservative
Samples checked for dechlorination:	☐Yes ☐No ☑N/A	14.	
Headspace in VOA Vials (>6mm):	☐Yes ☐No ☑N/A	15.	
Trip Blanks Present:	☑Yes ☐No ☐N/A	16.	
Trip Blank Custody Seals Present	☐Yes ☑No ☐N/A		
Pace Trip Blank Lot # (if purchased):			

Client Notification/ Resolution: Field Data Required? Y / N

Person Contacted: _____ Date/Time: _____

Comments/ Resolution: _____

Project Manager Review: JENNI GROSS **Date:** 2/7/11

Note: Whenever there is a discrepancy affecting North Carolina compliance samples, a copy of this form will be sent to the North Carolina DEHNR Certification Office (i.e out of hold, incorrect preservative, out of temp, incorrect containers)

Pace Analytical Services, Inc.
940 South Harney
Seattle, WA 98108
(206)767-5060

February 18, 2011

Joshua Johnson
Brown & Caldwell
724 Columbia St. NW#420
Olympia, WA 98501

RE: Project: East Bay Redevelopment 138130
Pace Project No.: 256491

Dear Joshua Johnson:
Enclosed are the analytical results for sample(s) received by the laboratory on February 05, 2011. The results relate only to the samples included in this report. Results reported herein conform to the most current NELAC standards, where applicable, unless otherwise narrated in the body of the report.

If you have any questions concerning this report, please feel free to contact me.

Sincerely,

Jennifer Gross

jennifer.gross@pacelabs.com
Project Manager

Enclosures

cc: Jon Turk, Brown & Caldwell

This report shall not be reproduced, except in full,
without the written consent of Pace Analytical Services, Inc..

Pace Analytical Services, Inc.
940 South Harney
Seattle, WA 98108
(206)767-5060

CERTIFICATIONS

Project: East Bay Redevelopment 138130
Pace Project No.: 256491

Minnesota Certification IDs

1700 Elm Street SE Suite 200, Minneapolis, MN 55414
A2LA Certification #: 2926.01
Alaska Certification #: UST-078
Alaska Certification #MN00064
Arizona Certification #: AZ-0014
Arkansas Certification #: 88-0680
California Certification #: 01155CA
EPA Region 8 Certification #: Pace
Florida/NELAP Certification #: E87605
Georgia Certification #: 959
Idaho Certification #: MN00064
Illinois Certification #: 200011
Iowa Certification #: 368
Kansas Certification #: E-10167
Louisiana Certification #: 03086
Louisiana Certification #: LA080009
Maine Certification #: 2007029
Maryland Certification #: 322
Michigan DEQ Certification #: 9909
Minnesota Certification #: 027-053-137
Mississippi Certification #: Pace
Montana Certification #: MT CERT0092
Nevada Certification #: MN_00064
Nebraska Certification #: Pace
New Jersey Certification #: MN-002
New Mexico Certification #: Pace
New York Certification #: 11647
North Carolina Certification #: 530
North Dakota Certification #: R-036
North Dakota Certification #: R-036A
Ohio VAP Certification #: CL101
Oklahoma Certification #: D9921
Oklahoma Certification #: 9507
Oregon Certification #: MN200001
Pennsylvania Certification #: 68-00563
Puerto Rico Certification
Tennessee Certification #: 02818
Texas Certification #: T104704192
Washington Certification #: C754
Wisconsin Certification #: 999407970
A2LA cert#

This report shall not be reproduced, except in full,
without the written consent of Pace Analytical Services, Inc..

Pace Analytical Services, Inc.
940 South Harney
Seattle, WA 98108
(206)767-5060

SAMPLE ANALYTE COUNT

Project: East Bay Redevelopment 138130
Pace Project No.: 256491

Lab ID	Sample ID	Method	Analysts	Analytes Reported	Laboratory
256491001	**SPL-30-1**	EPA 6020	TL1	5	PASI-M
		% Moisture	JDL	1	PASI-M
256491002	**SPL-30-2**	EPA 6020	TL1	5	PASI-M
		% Moisture	JDL	1	PASI-M
256491003	**SPL-30-3**	EPA 6020	TL1	5	PASI-M
		% Moisture	JDL	1	PASI-M
256491004	**SPL-30-4**	EPA 6020	TL1	5	PASI-M
		% Moisture	JDL	1	PASI-M
256491005	**SPL-30-5**	EPA 6020	TL1	5	PASI-M
		% Moisture	JDL	1	PASI-M
256491006	**SPL-30-6**	EPA 6020	TL1	5	PASI-M
		% Moisture	JDL	1	PASI-M
256491007	**SPL-30-7**	EPA 6020	TL1	5	PASI-M
		% Moisture	JDL	1	PASI-M

This report shall not be reproduced, except in full,
without the written consent of Pace Analytical Services, Inc..

Pace Analytical Services, Inc.
940 South Harney
Seattle, WA 98108
(206)767-5060

ANALYTICAL RESULTS

Project: East Bay Redevelopment 138130
Pace Project No.: 256491

Sample: SPL-30-1 **Lab ID: 256491001** Collected: 02/03/11 13:10 Received: 02/05/11 11:38 Matrix: Solid

Results reported on a "dry-weight" basis

Parameters	Results	Units	Report Limit	DF	Prepared	Analyzed	CAS No.	Qual
6020 MET ICPMS	Analytical Method: EPA 6020							
Arsenic	**4.2**	mg/kg	0.47	20	02/08/11 17:26	02/17/11 21:29	7440-38-2	
Cadmium	**0.086**	mg/kg	0.075	20	02/08/11 17:26	02/17/11 21:29	7440-43-9	
Copper	**21.0**	mg/kg	0.47	20	02/08/11 17:26	02/17/11 21:29	7440-50-8	M6
Lead	**5.2**	mg/kg	0.47	20	02/08/11 17:26	02/17/11 21:29	7439-92-1	M6
Nickel	**22.5**	mg/kg	0.47	20	02/08/11 17:26	02/17/11 21:29	7440-02-0	M6
Dry Weight	Analytical Method: % Moisture							
Percent Moisture	**20.6**	%	0.10	1		02/08/11 00:00		

Sample: SPL-30-2 **Lab ID: 256491002** Collected: 02/03/11 13:20 Received: 02/05/11 11:38 Matrix: Solid

Results reported on a "dry-weight" basis

Parameters	Results	Units	Report Limit	DF	Prepared	Analyzed	CAS No.	Qual
6020 MET ICPMS	Analytical Method: EPA 6020							
Arsenic	**4.2**	mg/kg	0.51	20	02/08/11 17:26	02/17/11 21:51	7440-38-2	
Cadmium	**0.10**	mg/kg	0.082	20	02/08/11 17:26	02/17/11 21:51	7440-43-9	
Copper	**24.6**	mg/kg	0.51	20	02/08/11 17:26	02/17/11 21:51	7440-50-8	
Lead	**8.0**	mg/kg	0.51	20	02/08/11 17:26	02/17/11 21:51	7439-92-1	
Nickel	**31.1**	mg/kg	0.51	20	02/08/11 17:26	02/17/11 21:51	7440-02-0	
Dry Weight	Analytical Method: % Moisture							
Percent Moisture	**10.9**	%	0.10	1		02/08/11 00:00		

Sample: SPL-30-3 **Lab ID: 256491003** Collected: 02/03/11 13:40 Received: 02/05/11 11:38 Matrix: Solid

Results reported on a "dry-weight" basis

Parameters	Results	Units	Report Limit	DF	Prepared	Analyzed	CAS No.	Qual
6020 MET ICPMS	Analytical Method: EPA 6020							
Arsenic	**4.3**	mg/kg	0.40	20	02/08/11 17:26	02/17/11 21:56	7440-38-2	
Cadmium	**0.12**	mg/kg	0.064	20	02/08/11 17:26	02/17/11 21:56	7440-43-9	
Copper	**26.1**	mg/kg	0.40	20	02/08/11 17:26	02/17/11 21:56	7440-50-8	
Lead	**9.3**	mg/kg	0.40	20	02/08/11 17:26	02/17/11 21:56	7439-92-1	
Nickel	**31.5**	mg/kg	0.40	20	02/08/11 17:26	02/17/11 21:56	7440-02-0	
Dry Weight	Analytical Method: % Moisture							
Percent Moisture	**11.4**	%	0.10	1		02/08/11 00:00		

This report shall not be reproduced, except in full,
without the written consent of Pace Analytical Services, Inc..

Pace Analytical Services, Inc.
940 South Harney
Seattle, WA 98108
(206)767-5060

ANALYTICAL RESULTS

Project: East Bay Redevelopment 138130
Pace Project No.: 256491

Sample: SPL-30-4 **Lab ID: 256491004** Collected: 02/03/11 13:55 Received: 02/05/11 11:38 Matrix: Solid

Results reported on a "dry-weight" basis

Parameters	Results	Units	Report Limit	DF	Prepared	Analyzed	CAS No.	Qual
6020 MET ICPMS	Analytical Method: EPA 6020							
Arsenic	**5.1**	mg/kg	0.49	20	02/08/11 17:26	02/17/11 22:00	7440-38-2	
Cadmium	**0.11**	mg/kg	0.078	20	02/08/11 17:26	02/17/11 22:00	7440-43-9	
Copper	**27.6**	mg/kg	0.49	20	02/08/11 17:26	02/17/11 22:00	7440-50-8	
Lead	**9.5**	mg/kg	0.49	20	02/08/11 17:26	02/17/11 22:00	7439-92-1	
Nickel	**31.1**	mg/kg	0.49	20	02/08/11 17:26	02/17/11 22:00	7440-02-0	
Dry Weight	Analytical Method: % Moisture							
Percent Moisture	**8.9**	%	0.10	1		02/08/11 00:00		

Sample: SPL-30-5 **Lab ID: 256491005** Collected: 02/03/11 14:10 Received: 02/05/11 11:38 Matrix: Solid

Results reported on a "dry-weight" basis

Parameters	Results	Units	Report Limit	DF	Prepared	Analyzed	CAS No.	Qual
6020 MET ICPMS	Analytical Method: EPA 6020							
Arsenic	**9.0**	mg/kg	0.57	20	02/08/11 17:26	02/17/11 22:05	7440-38-2	
Cadmium	**0.12**	mg/kg	0.091	20	02/08/11 17:26	02/17/11 22:05	7440-43-9	
Copper	**33.5**	mg/kg	0.57	20	02/08/11 17:26	02/17/11 22:05	7440-50-8	
Lead	**6.1**	mg/kg	0.57	20	02/08/11 17:26	02/17/11 22:05	7439-92-1	
Nickel	**32.7**	mg/kg	0.57	20	02/08/11 17:26	02/17/11 22:05	7440-02-0	
Dry Weight	Analytical Method: % Moisture							
Percent Moisture	**13.7**	%	0.10	1		02/08/11 00:00		

Sample: SPL-30-6 **Lab ID: 256491006** Collected: 02/03/11 14:30 Received: 02/05/11 11:38 Matrix: Solid

Results reported on a "dry-weight" basis

Parameters	Results	Units	Report Limit	DF	Prepared	Analyzed	CAS No.	Qual
6020 MET ICPMS	Analytical Method: EPA 6020							
Arsenic	**5.3**	mg/kg	0.42	20	02/08/11 17:26	02/17/11 22:09	7440-38-2	
Cadmium	**0.12**	mg/kg	0.068	20	02/08/11 17:26	02/17/11 22:09	7440-43-9	
Copper	**31.2**	mg/kg	0.42	20	02/08/11 17:26	02/17/11 22:09	7440-50-8	
Lead	**44.9**	mg/kg	0.42	20	02/08/11 17:26	02/17/11 22:09	7439-92-1	
Nickel	**34.3**	mg/kg	0.42	20	02/08/11 17:26	02/17/11 22:09	7440-02-0	
Dry Weight	Analytical Method: % Moisture							
Percent Moisture	**6.9**	%	0.10	1		02/08/11 00:00		

This report shall not be reproduced, except in full,
without the written consent of Pace Analytical Services, Inc..

Pace Analytical Services, Inc.
940 South Harney
Seattle, WA 98108
(206)767-5060

ANALYTICAL RESULTS

Project: East Bay Redevelopment 138130
Pace Project No.: 256491

Sample: SPL-30-7 **Lab ID: 256491007** Collected: 02/03/11 14:45 Received: 02/05/11 11:38 Matrix: Solid

Results reported on a "dry-weight" basis

Parameters	Results	Units	Report Limit	DF	Prepared	Analyzed	CAS No.	Qual
6020 MET ICPMS	Analytical Method: EPA 6020							
Arsenic	**4.1**	mg/kg	0.41	20	02/08/11 17:26	02/17/11 22:14	7440-38-2	
Cadmium	**0.11**	mg/kg	0.065	20	02/08/11 17:26	02/17/11 22:14	7440-43-9	
Copper	**22.7**	mg/kg	0.41	20	02/08/11 17:26	02/17/11 22:14	7440-50-8	
Lead	**6.4**	mg/kg	0.41	20	02/08/11 17:26	02/17/11 22:14	7439-92-1	
Nickel	**27.0**	mg/kg	0.41	20	02/08/11 17:26	02/17/11 22:14	7440-02-0	
Dry Weight	Analytical Method: % Moisture							
Percent Moisture	**6.9**	%	0.10	1		02/08/11 00:00		

This report shall not be reproduced, except in full,
without the written consent of Pace Analytical Services, Inc..

Pace Analytical Services, Inc.
940 South Harney
Seattle, WA 98108
(206)767-5060

QUALITY CONTROL DATA

Project: East Bay Redevelopment 138130
Pace Project No.: 256491

QC Batch: ICPM/24628 Analysis Method: EPA 6020
QC Batch Method: EPA 6020 Analysis Description: 6020 MET
Associated Lab Samples: 256491001, 256491002, 256491003, 256491004, 256491005, 256491006, 256491007

METHOD BLANK: 927810 Matrix: Solid
Associated Lab Samples: 256491001, 256491002, 256491003, 256491004, 256491005, 256491006, 256491007

Parameter	Units	Blank Result	Reporting Limit	Analyzed	Qualifiers
Arsenic	mg/kg	ND	0.48	02/17/11 20:21	
Cadmium	mg/kg	ND	0.076	02/17/11 20:21	
Copper	mg/kg	ND	0.48	02/17/11 20:21	
Lead	mg/kg	ND	0.48	02/17/11 20:21	
Nickel	mg/kg	ND	0.48	02/17/11 20:21	

LABORATORY CONTROL SAMPLE: 927811

Parameter	Units	Spike Conc.	LCS Result	LCS % Rec	% Rec Limits	Qualifiers
Arsenic	mg/kg	19	18.8	99	75-125	
Cadmium	mg/kg	19	19.5	102	75-125	
Copper	mg/kg	19	19.9	104	75-125	
Lead	mg/kg	19	19.7	103	75-125	
Nickel	mg/kg	19	20.4	107	75-125	

MATRIX SPIKE & MATRIX SPIKE DUPLICATE: 927812 927813

Parameter	Units	256490001 Result	MS Spike Conc.	MSD Spike Conc.	MS Result	MSD Result	MS % Rec	MSD % Rec	% Rec Limits	RPD	Qual
Arsenic	mg/kg	4.0	18.9	17.4	22.1	22.2	95	104	75-125	.7	
Cadmium	mg/kg	0.10	18.9	17.4	18.9	18.7	99	107	75-125	.9	
Copper	mg/kg	23.3	18.9	17.4	40.3	43.2	90	114	75-125	7	
Lead	mg/kg	8.7	18.9	17.4	27.0	28.6	97	114	75-125	6	
Nickel	mg/kg	36.1	18.9	17.4	48.2	48.1	64	69	75-125	.1	M6

MATRIX SPIKE SAMPLE: 927814

Parameter	Units	256491001 Result	Spike Conc.	MS Result	MS % Rec	% Rec Limits	Qualifiers
Arsenic	mg/kg	4.2	17.8	26.2	125	75-125	
Cadmium	mg/kg	0.086	17.8	20.4	114	75-125	
Copper	mg/kg	21.0	17.8	47.6	150	75-125	M6
Lead	mg/kg	5.2	17.8	28.6	132	75-125	M6
Nickel	mg/kg	22.5	17.8	51.3	162	75-125	M6

This report shall not be reproduced, except in full,
without the written consent of Pace Analytical Services, Inc..

Pace Analytical Services, Inc.
940 South Harney
Seattle, WA 98108
(206)767-5060

QUALITY CONTROL DATA

Project: East Bay Redevelopment 138130
Pace Project No.: 256491

QC Batch: MPRP/24633 Analysis Method: % Moisture
QC Batch Method: % Moisture Analysis Description: Dry Weight/Percent Moisture
Associated Lab Samples: 256491001, 256491002, 256491003, 256491004, 256491005, 256491006, 256491007

SAMPLE DUPLICATE: 928009

Parameter	Units	256491001 Result	Dup Result	RPD	Qualifiers
Percent Moisture	%	20.6	23.4	13	

SAMPLE DUPLICATE: 928010

Parameter	Units	10148885002 Result	Dup Result	RPD	Qualifiers
Percent Moisture	%	5.0	5.5	10	

This report shall not be reproduced, except in full,
without the written consent of Pace Analytical Services, Inc..

Pace Analytical Services, Inc.
940 South Harney
Seattle, WA 98108
(206)767-5060

QUALIFIERS

Project: East Bay Redevelopment 138130
Pace Project No.: 256491

DEFINITIONS

DF - Dilution Factor, if reported, represents the factor applied to the reported data due to changes in sample preparation, dilution of the sample aliquot, or moisture content.

ND - Not Detected at or above adjusted reporting limit.

J - Estimated concentration above the adjusted method detection limit and below the adjusted reporting limit.

MDL - Adjusted Method Detection Limit.

S - Surrogate

1,2-Diphenylhydrazine (8270 listed analyte) decomposes to Azobenzene.

Consistent with EPA guidelines, unrounded data are displayed and have been used to calculate % recovery and RPD values.

LCS(D) - Laboratory Control Sample (Duplicate)

MS(D) - Matrix Spike (Duplicate)

DUP - Sample Duplicate

RPD - Relative Percent Difference

NC - Not Calculable.

SG - Silica Gel Clean-Up

N-Nitrosodiphenylamine decomposes and cannot be separated from Diphenylamine using Method 8270. The result reported for each analyte is a combined concentration.

Pace Analytical is NELAP accredited. Contact your Pace PM for the current list of accredited analytes.

LABORATORIES

PASI-M	Pace Analytical Services - Minneapolis

ANALYTE QUALIFIERS

M6	Matrix spike and Matrix spike duplicate recovery not evaluated against control limits due to sample dilution.

This report shall not be reproduced, except in full,
without the written consent of Pace Analytical Services, Inc..

Pace Analytical Services, Inc.
940 South Harney
Seattle, WA 98108
(206)767-5060

QUALITY CONTROL DATA CROSS REFERENCE TABLE

Project: East Bay Redevelopment 138130
Pace Project No.: 256491

Lab ID	Sample ID	QC Batch Method	QC Batch	Analytical Method	Analytical Batch
256491001	**SPL-30-1**	EPA 6020	ICPM/24628	EPA 6020	ICPM/10078
256491002	**SPL-30-2**	EPA 6020	ICPM/24628	EPA 6020	ICPM/10078
256491003	**SPL-30-3**	EPA 6020	ICPM/24628	EPA 6020	ICPM/10078
256491004	**SPL-30-4**	EPA 6020	ICPM/24628	EPA 6020	ICPM/10078
256491005	**SPL-30-5**	EPA 6020	ICPM/24628	EPA 6020	ICPM/10078
256491006	**SPL-30-6**	EPA 6020	ICPM/24628	EPA 6020	ICPM/10078
256491007	**SPL-30-7**	EPA 6020	ICPM/24628	EPA 6020	ICPM/10078
256491001	**SPL-30-1**	% Moisture	MPRP/24633		
256491002	**SPL-30-2**	% Moisture	MPRP/24633		
256491003	**SPL-30-3**	% Moisture	MPRP/24633		
256491004	**SPL-30-4**	% Moisture	MPRP/24633		
256491005	**SPL-30-5**	% Moisture	MPRP/24633		
256491006	**SPL-30-6**	% Moisture	MPRP/24633		
256491007	**SPL-30-7**	% Moisture	MPRP/24633		

This report shall not be reproduced, except in full,
without the written consent of Pace Analytical Services, Inc..

CHAIN-OF-CUSTODY / Analytical Request Document

The Chain-of-Custody is a LEGAL DOCUMENT. All relevant fields must be completed accurately.

256491

Pace Analytical
www.pacelabs.com

Page: of

143846

Section A — Required Client Information:
Company: Brown + Caldwell
Address: 524 Columbia St NW, Ste 420
Olympia WA 98501
Email To: jturk@brwncald.com
Phone: 360-534-2020 Fax: 360-943-7515
Requested Due Date/TAT: 10-days

Section B — Required Project Information:
Report To: Jon Turk
Copy To: Josh Johnson
Purchase Order No.:
Project Name: East Bay Redevelopment
Project Number: 138130

Section C — Invoice Information:
Attention: Jon Turk
Company Name: See A
Address:
Pace Quote Reference:
Pace Project Manager:
Pace Profile #:

REGULATORY AGENCY: NPDES / GROUND WATER / DRINKING WATER / UST / RCRA / OTHER ECY

Site Location: STATE: WA

Requested Analysis Filtered (Y/N)

Section D — Required Client Information

Matrix Codes (MATRIX / CODE): Drinking Water DW; Water WT; Waste Water WW; Product P; Soil/Solid SL; Oil OL; Wipe WP; Air AR; Tissue TS; Other OT

SAMPLE ID (A-Z, 0-9 / ,-) Sample IDs MUST BE UNIQUE

SAMPLE ID	MATRIX CODE (see valid codes to left)	SAMPLE TYPE (G=GRAB C=COMP)	COLLECTED COMPOSITE Grab DATE	COLLECTED TIME	COMPOSITE END/GRAB DATE	COMPOSITE END/GRAB TIME	SAMPLE TEMP AT COLLECTION	# OF CONTAINERS	Preservatives: Unpreserved	H_2SO_4	HNO_3	HCl	NaOH	$Na_2S_2O_3$	Methanol	Other water	Analysis Test Y/N	As,Pb,Ni,Cu,Cd	TPH-D,HO	Dioxins/Furans	cPAH, Naphthalenes	BTEX	TPH-G	Residual Chlorine (Y/N)	Pace Project No./ Lab I.D.
SPL-30-1	SL	G	2/3/11	1310				7	X						X	X										
SPL-30-2	"	"	"	1320				"	"						"	"										
SPL-30-3				1340																						
SPL-30-4				1355																						
SPL-30-5				1410																						
SPL-30-6				1430																						
SPL-30-7	↓	↓	↓	1445				↓	↓						↓	↓										
TB-020311	WT		2/3/11					3	X						X											

ADDITIONAL COMMENTS	RELINQUISHED BY / AFFILIATION	DATE	TIME	ACCEPTED BY / AFFILIATION	DATE	TIME
Temp Blank Included	Jon Turk	2/3/11	17:45	Custody Seal	2/3/11	1745
	Fedex	2/5/11	11:35	Lydia Sisay/PACE	2/5/11	1138

SAMPLE CONDITIONS: 1.4 | 4 | 4 | 4

Temp in °C | Received on Ice (Y/N) | Custody Sealed Cooler (Y/N) | Samples Intact (Y/N)

ORIGINAL

SAMPLER NAME AND SIGNATURE
PRINT Name of SAMPLER: Jon Turk
SIGNATURE of SAMPLER: [signature]
DATE Signed (MM/DD/YY): 2/3/11

F-ALL-Q-020rev.07, 15-May-2007

*Important Note: By signing this form you are accepting Pace's NET 30 day payment terms and agreeing to late charges of 1.5% per month for any invoices not paid within 30 days.

Sample Container Count

CLIENT: Brown & Caldwell

Pace Analytical™
www.pacelabs.com

COC PAGE 1 of 1
COC ID# 1438346

256491

Sample Line Item	VG9H	AG1H	AG1U	BG1H	BP1U	BP2U	BP3U	BP2N	BP2S	WGFU	WGKU				Comments
1										2					
2										2					
3										2					
4										2					
5										2					
6										2					
7										2					
8															
9															
10															
11															
12															Trip Blank? yes

AG1H	1 liter HCL amber glass		BP2S	500mL H2SO4 plastic		JGFU	4oz unpreserved amber wide
AG1U	1liter unpreserved amber glass		BP2U	500mL unpreserved plastic		R	terra core kit
AG2S	500mL H2SO4 amber glass		BP2Z	500mL NaOH, Zn Ac		U	Summa Can
AG2U	500mL unpreserved amber glass		BP3C	250mL NaOH plastic		VG9H	40mL HCL clear vial
AG3S	250mL H2SO4 amber glass		BP3N	250mL HNO3 plastic		VG9T	40mL Na Thio. clear vial
BG1H	1 liter HCL clear glass		BP3S	250mL H2SO4 plastic		VG9U	40mL unpreserved **clear** vial
BG1U	1 liter unpreserved glass		BP3U	250mL unpreserved plastic		VG9W	40mL glass vial preweighted (EPA 5035)
BP1N	1 liter HNO3 plastic		DG9B	40mL Na Bisulfate amber vial		VSG	Headspace septa vial & HCL
BP1S	1 liter H2SO4 plastic		DG9H	40mL HCL amber voa vial		WGFU	4oz clear soil jar
BP1U	1 liter unpreserved plastic		DG9M	40mL MeOH clear vial		WGFX	4oz wide jar w/hexane wipe
BP1Z	1 liter NaOH, Zn, Ac		DG9T	40mL Na Thio amber vial		ZPLC	Ziploc Bag
BP2N	500mL HNO3 plastic		DG9U	40mL unpreserved **amber** vial			
BP2O	500mL NaOH plastic		I	Wipe/Swab			

Sample Condition Upon Receipt

Pace Analytical

Client Name: Brown & Caldwell Project # 256491

Courier: [X] Fed Ex [ ] UPS [ ] USPS [ ] Client [ ] Commercial [ ] Pace Other _____

Tracking #: 8 7288 11 4936 #00043

Custody Seal on Cooler/Box Present: [X] Yes [ ] No Seals intact: [X] Yes [ ] No

Packing Material: [ ] Bubble Wrap [X] Bubble Bags [ ] None [ ] Other _____ Temp. Blank (Yes) ____ No ____

Thermometer Used 132013 or (101731962) or 226099 Type of Ice: (Wet) Blue None [ ] Samples on ice, cooling process has begun

Cooler Temperature 1.4 Biological Tissue is Frozen: Yes No

Temp should be above freezing ≤ 6°C

Comments:

Date and Initials of person examining contents: NDS 2/5/11

Chain of Custody Present:	[X]Yes	[ ]No	[ ]N/A
Chain of Custody Filled Out:	[X]Yes	[ ]No	[ ]N/A
Chain of Custody Relinquished:	[X]Yes	[ ]No	[ ]N/A
Sampler Name & Signature on COC:	[X]Yes	[ ]No	[ ]N/A
Samples Arrived within Hold Time:	[X]Yes	[ ]No	[ ]N/A
Short Hold Time Analysis (<72hr):	[ ]Yes	[X]No	[ ]N/A
Rush Turn Around Time Requested:	[ ]Yes	[X]No	[ ]N/A
Sufficient Volume:	[X]Yes	[ ]No	[ ]N/A
Correct Containers Used:	[X]Yes	[ ]No	[ ]N/A
-Pace Containers Used:	[X]Yes	[ ]No	[ ]N/A
Containers Intact:	[X]Yes	[ ]No	[ ]N/A
Filtered volume received for Dissolved tests	[ ]Yes	[ ]No	[X]N/A
Sample Labels match COC:	[X]Yes	[ ]No	[ ]N/A
-Includes date/time/ID/Analysis Matrix:	Soil		
All containers needing preservation have been checked.	[ ]Yes	[ ]No	[X]N/A
All containers needing preservation are found to be in compliance with EPA recommendation.	[ ]Yes	[ ]No	[X]N/A
Exceptions: VOA, coliform, TOC, O&G			
Samples checked for dechlorination:	[ ]Yes	[ ]No	[X]N/A
Headspace in VOA Vials (>6mm):	[ ]Yes	[ ]No	[X]N/A
Trip Blanks Present:	[ ]Yes	[ ]No	[ ]N/A
Trip Blank Custody Seals Present	[ ]Yes	[ ]No	[ ]N/A
Pace Trip Blank Lot # (if purchased):			

1.			
2.			
3.			
4.			
5.			
6.			
7.			
8.			
9.			
10.			
11.			
12.			
13.			
	Initial when completed	Lot # of added preservative	
14.			
15.			
16.			

Client Notification/ Resolution: Field Data Required? Y / N

Person Contacted: _____ Date/Time: _____

Comments/ Resolution: _____

Project Manager Review: JENNI GROSS Date: 2/7/11

Note: Whenever there is a discrepancy affecting North Carolina compliance samples, a copy of this form will be sent to the North Carolina DEHNR Certification Office (i.e. out of hold, incorrect preservative, out of temp, incorrect containers)

Pace Analytical™
www.pacelabs.com

Pace Analytical Services, Inc.
1700 Elm Street
Minneapolis, MN 55414
Phone: 612.607.1700
Fax: 612.607.6444

Report Prepared for:

Jennifer Gross
PASI Seattle
940 S. Harney Street
Seattle WA 98108

REPORT OF LABORATORY ANALYSIS FOR PCDD/PCDF

Report Information:

Pace Project #: 10148906
Sample Receipt Date: 02/07/2011
Client Project #: 256491
Client Sub PO #: N/A
State Cert #: C755

Invoicing & Reporting Options:

The report provided has been invoiced as a Level 2 PCDD/PCDF Report. If an upgrade of this report package is requested, an additional charge may be applied.

Please review the attached invoice for accuracy and forward any questions to Nate Habte, your Pace Project Manager.

This report has been reviewed by:



February 15, 2011

Scott Unze, Project Manager
(612) 607-6383
(612) 607-6444 (fax)
scott.unze@pacelabs.com

ACCREDITED IN ACCORDANCE WITH nelac

Report Prepared Date:
February 15, 2011

Report of Laboratory Analysis

This report should not be reproduced, except in full, without the written consent of Pace Analytical Services, Inc.

The results relate only to the samples included in this report.

Pace Analytical Services, Inc.
1700 Elm Street
Minneapolis, MN 55414
Phone: 612.607.1700
Fax: 612.607.6444

DISCUSSION

This report presents the results from the analyses performed on seven samples submitted by a representative of Pace Analytical Services, Inc. The samples were analyzed for the presence or absence of polychlorodibenzo-p-dioxins (PCDDs) and polychlorodibenzofurans (PCDFs) using a modified version of USEPA Method 8290. Reporting limits were based on signal-to-noise measurements.

The recoveries of the isotopically-labeled PCDD/PCDF internal standards in the sample extracts ranged from 27-93%. With the exceptions of four low values, which were flagged "R" on the results tables, the labeled standard recoveries obtained for this project were within the 40-135% target range specified in Method 8290. Also, since the quantification of the native 2,3,7,8-substituted congeners was based on isotope dilution, the data were automatically corrected for variation in recovery and accurate values were obtained.

In some cases, interfering substances impacted the determinations of PCDD or PCDF congeners. The affected values were flagged "I" where incorrect isotope ratios were obtained or "P" where polychlorinated diphenyl ethers were present.

A laboratory method blank was prepared and analyzed with the sample batch as part of our routine quality control procedures. The results show the blank to contain a trace level of OCDD. This was below the calibration range of the method. The OCDD levels reported for the field samples were higher than the OCDD level in the blank by one or more orders of magnitude. These results indicate that the sample processing steps did not contribute significantly to the levels reported for the field samples.

A laboratory spike sample was also prepared with the sample batch using clean sand that had been fortified with native standard materials. The results show that the spiked native compounds were recovered at 98-113%, indicating a high degree of accuracy for these determinations. Matrix spikes were prepared with the sample batch using sample material from a separate project; results from these analyses will be provided upon request.

REPORT OF LABORATORY ANALYSIS

This report shall not be reproduced, except in full,
without the written consent of Pace Analytical Services, Inc.

Pace Analytical Services, Inc.
1700 Elm Street - Suite 200
Minneapolis, MN 55414

Tel: 612-607-1700
Fax: 612- 607-6444

Minnesota Laboratory Certifications

Authority	Certificate #	Authority	Certificate #
Alabama	40770	Montana	92
Alaska	MN00064	Nebraska	
Arizona	AZ0014	Nevada	MN000642010A
Arkansas	88-0680	New Jersey (NE	MN002
California	01155CA	New Mexico	MN00064
Colorado	MN00064	New York (NEL	11647
Connecticut	PH-0256	North Carolina	27700
EPA Region 5	WD-15J	North Dakota	R-036
EPA Region 8	8TMS-Q	Ohio	4150
Florida (NELAP	E87605	Ohio VAP	CL101
Georgia (DNR)	959	Oklahoma	D9922
Guam	09-019r	Oregon (ELAP)	MN200001-005
Hawaii	SLD	Oregon (OREL	MN200001-005
Idaho	MN00064	Pennsylvania	68-00563
Illinois	200012	Saipan	MP0003
Indiana	C-MN-01	South Carolina	74003001
Indiana	C-MN-01	Tennesee	2818
Iowa	368	Tennessee	02818
Kansas	E-10167	Texas	T104704192-08
Kentucky	90062	Utah (NELAP)	PAM
Louisiana	LA0900016	Virginia	00251
Maine	2007029	Washington	C755
Maryland	322	West Virginia	9952C
Michigan	9909	Wisconsin	999407970
Minnesota	027-053-137	Wyoming	8TMS-Q
Mississippi	MN00064		

REPORT OF LABORATORY ANALYSIS

This report shall not be reproduced, except in full,
without the written consent of Pace Analytical Services, Inc.

Appendix A

Sample Management

10148906

Chain of Custody

Rush Dioxins Due 2/21/11

Pace Analytical®
www.pacelabs.com

Workorder: 256491 **Workorder Name:** East Bay Redevelopment 138130 **Owner Received Date:** 2/5/2011 **Results Requested By:** ~~2/18/2011~~ 2/21/11 Rush 10 day TAT

Report To	Subcontract To
Jennifer Gross Pace Analytical Services, Inc. 940 South Harney Seattle WA 98108 Phone (206)767-5060 Fax (206)767-5063	Pace Analytical Minnesota 1700 Elm Street Suite 200 Minneapolis, MN 55414 Phone (612)607-1700

Requested Analysis

Item	Sample ID	Sample Type	Collect Date/Time	Lab ID	Matrix	Preserved Containers: Unpreserved	Dioxins, Furans	Cu, Cd, Pb, Ni, As by 6020	Dry Weight	LAB USE ONLY
1	SPL-30-1	PS	2/3/2011 13:10	256491001	Solid	2	X	X	X	
2	SPL-30-2	PS	2/3/2011 13:20	256491002	Solid	2	X	X	X	
3	SPL-30-3	PS	2/3/2011 13:40	256491003	Solid	2	X	X	X	
4	SPL-30-4	PS	2/3/2011 13:55	256491004	Solid	2	X	X	X	
5	SPL-30-5	PS	2/3/2011 14:10	256491005	Solid	2	X	X	X	
6	SPL-30-6	PS	2/3/2011 14:30	256491006	Solid	2	X	X	X	
7	SPL-30-7	PS	2/3/2011 14:45	256491007	Solid	2	X	X	X	

Transfers	Released By	Date/Time	Received By	Date/Time
1	Jyothi Swoy	2/5/11 1330	SHIPace	2/7/11 1037
2				
3				

Comments: 10 - RUSH Dioxins

Cooler Temperature on Receipt 1.4 °C | Custody Seal Y or N | Received on Ice Y or N | Samples Intact Y or N

Sample Condition Upon Receipt

Pace Analytical

Client Name: Pace-WA **Project #** 10148906

Courier: ☑ Fed Ex ☐ UPS ☐ USPS ☐ Client ☐ Commercial ☐ Pace Other _____

Tracking #: 1943 9510 9505

Optional: Proj. Due Date: Proj. Name:

Custody Seal on Cooler/Box Present: ☑ yes ☐ no Seals intact: ☐ yes ☐ no

Packing Material: ☐ Bubble Wrap ☑ Bubble Bags ☐ None ☐ Other _____ Temp Blank: Yes ____ No ✓

Thermometer Used 80344042 or 179425 **Type of Ice:** Wet Blue None ☐ Samples on ice, cooling process has begun

Cooler Temperature 1-4 **Biological Tissue is Frozen:** Yes No

Date and initials of person examining contents: 2/4/11 sh

Temp should be above freezing to 6°C **Comments:**

Chain of Custody Present:	☑Yes ☐No ☐N/A	1.
Chain of Custody Filled Out:	☑Yes ☐No ☐N/A	2.
Chain of Custody Relinquished:	☑Yes ☐No ☐N/A	3.
Sampler Name & Signature on COC:	☐Yes ☑No ☐N/A	4.
Samples Arrived within Hold Time:	☑Yes ☐No ☐N/A	5.
Short Hold Time Analysis (<72hr):	☐Yes ☑No ☐N/A	6.
Rush Turn Around Time Requested:	☑Yes ☐No ☐N/A	7.
Sufficient Volume:	☑Yes ☐No ☐N/A	8.
Correct Containers Used:	☑Yes ☐No ☐N/A	9.
-Pace Containers Used:	☑Yes ☐No ☐N/A	
Containers Intact:	☑Yes ☐No ☐N/A	10.
Filtered volume received for Dissolved tests	☐Yes ☐No ☑N/A	11.
Sample Labels match COC:	☑Yes ☐No ☐N/A	12.
-Includes date/time/ID/Analysis Matrix: SL		
All containers needing acid/base preservation have been checked. Noncompliance are noted in 13.	☐Yes ☐No ☑N/A	13. ☐ HNO3 ☐ H2SO4 ☐ NaOH ☐ HCl
All containers needing preservation are found to be in compliance with EPA recommendation.	☐Yes ☐No ☑N/A	Samp #
Exceptions: VOA,Coliform, TOC, Oil and Grease, WI-DRO (water)	☐Yes ☑No	Initial when completed / Lot # of added preservative
Samples checked for dechlorination:	☐Yes ☐No ☑N/A	14.
Headspace in VOA Vials (>6mm):	☐Yes ☐No ☑N/A	15.
Trip Blank Present:	☐Yes ☐No ☑N/A	16.
Trip Blank Custody Seals Present	☐Yes ☐No ☑N/A	
Pace Trip Blank Lot # (if purchased):		

Client Notification/ Resolution: Field Data Required? Y / N

Person Contacted: Jenni Gross Date/Time: 2/7/11 @ 11:07

Comments/ Resolution:

confirmed due 2/18, despite note on inv.

Project Manager Review: AMH **Date:** 2/7/11

Note: Whenever there is a discrepancy affecting North Carolina compliance samples, a copy of this form will be sent to the North Carolina DENR.

Pace Analytical Services, Inc.
1700 Elm Street - Suite 200
Minneapolis, MN 55414

Tel: 612-607-1700
Fax: 612- 607-6444

Reporting Flags

A = Reporting Limit based on signal to noise

B = Less than 10x higher than method blank level

C = Result obtained from confirmation analysis

D = Result obtained from analysis of diluted sample

E = Exceeds calibration range

I = Interference present

J = Estimated value

Nn = Value obtained from additional analysis

P = PCDE Interference

R = Recovery outside target range

S = Peak saturated

U = Analyte not detected

V = Result verified by confirmation analysis

X = %D Exceeds limits

Y = Calculated using average of daily RFs

* = See Discussion

This report shall not be reproduced, except in full,
without the written consent of Pace Analytical Services, Inc.

Appendix B

Sample Analysis Summary

Pace Analytical Services, Inc.
1700 Elm Street - Suite 200
Minneapolis, MN 55414

Tel: 612-607-1700
Fax: 612- 607-6444

Method 8290 Sample Analysis Results

Client - PASI Seattle

Client's Sample ID	SPL-30-1		
Lab Sample ID	256491001		
Filename	F110211A_11		
Injected By	BAL		
Total Amount Extracted	13.0 g	Matrix	Solid
% Moisture	20.6	Dilution	NA
Dry Weight Extracted	10.3 g	Collected	02/03/2011 13:10
ICAL ID	F101206	Received	02/07/2011 10:30
CCal Filename(s)	F110210B_16 & F110211A_16	Extracted	02/09/2011 16:35
Method Blank ID	BLANK-27836	Analyzed	02/11/2011 22:38

Native Isomers	Conc ng/Kg	EMPC ng/Kg	RL ng/Kg		Internal Standards	ng's Added	Percent Recovery
2,3,7,8-TCDF	0.23	-----	0.12	J	2,3,7,8-TCDF-13C	2.00	81
Total TCDF	4.60	-----	0.12		2,3,7,8-TCDD-13C	2.00	90
					1,2,3,7,8-PeCDF-13C	2.00	87
2,3,7,8-TCDD	ND	-----	0.16		2,3,4,7,8-PeCDF-13C	2.00	88
Total TCDD	4.00	-----	0.16		1,2,3,7,8-PeCDD-13C	2.00	93
					1,2,3,4,7,8-HxCDF-13C	2.00	82
1,2,3,7,8-PeCDF	ND	-----	0.24		1,2,3,6,7,8-HxCDF-13C	2.00	82
2,3,4,7,8-PeCDF	0.75	-----	0.17	J	2,3,4,6,7,8-HxCDF-13C	2.00	79
Total PeCDF	6.50	-----	0.20		1,2,3,7,8,9-HxCDF-13C	2.00	81
					1,2,3,4,7,8-HxCDD-13C	2.00	84
1,2,3,7,8-PeCDD	-----	0.32	0.19	I	1,2,3,6,7,8-HxCDD-13C	2.00	82
Total PeCDD	4.30	-----	0.19	J	1,2,3,4,6,7,8-HpCDF-13C	2.00	72
					1,2,3,4,7,8,9-HpCDF-13C	2.00	73
1,2,3,4,7,8-HxCDF	-----	1.90	0.16	P	1,2,3,4,6,7,8-HpCDD-13C	2.00	77
1,2,3,6,7,8-HxCDF	0.62	-----	0.18	J	OCDD-13C	4.00	70
2,3,4,6,7,8-HxCDF	0.72	-----	0.16	J			
1,2,3,7,8,9-HxCDF	0.29	-----	0.20	J	1,2,3,4-TCDD-13C	2.00	NA
Total HxCDF	6.20	-----	0.18		1,2,3,7,8,9-HxCDD-13C	2.00	NA
1,2,3,4,7,8-HxCDD	-----	0.27	0.17	I	2,3,7,8-TCDD-37Cl4	0.20	87
1,2,3,6,7,8-HxCDD	1.50	-----	0.29	J			
1,2,3,7,8,9-HxCDD	0.46	-----	0.26	J			
Total HxCDD	10.00	-----	0.24				
1,2,3,4,6,7,8-HpCDF	9.00	-----	0.19		Total 2,3,7,8-TCDD		
1,2,3,4,7,8,9-HpCDF	-----	0.69	0.26	I	Equivalence: 1.4 ng/Kg		
Total HpCDF	9.00	-----	0.22		(Using 2005 WHO Factors - Using PRL/2 where ND)		
1,2,3,4,6,7,8-HpCDD	36.00	-----	0.34				
Total HpCDD	72.00	-----	0.34				
OCDF	34.00	-----	0.42				
OCDD	420.00	-----	0.24				

Conc = Concentration (Totals include 2,3,7,8-substituted isomers).
EMPC = Estimated Maximum Possible Concentration
RL = Reporting Limit.

ND = Not Detected
NA = Not Applicable
NC = Not Calculated

Results reported on a dry weight basis and are valid to no more than 2 significant figures.
J = Estimated value
P = PCDE Interference
I = Interference present

REPORT OF LABORATORY ANALYSIS

This report shall not be reproduced, except in full,
without the written consent of Pace Analytical Services, Inc.

Pace Analytical Services, Inc.
1700 Elm Street - Suite 200
Minneapolis, MN 55414

Tel: 612-607-1700
Fax: 612- 607-6444

Method 8290 Sample Analysis Results

Client - PASI Seattle

Client's Sample ID	SPL-30-2		
Lab Sample ID	256491002		
Filename	F110211A_12		
Injected By	BAL		
Total Amount Extracted	11.8 g	Matrix	Solid
% Moisture	10.9	Dilution	NA
Dry Weight Extracted	10.5 g	Collected	02/03/2011 13:20
ICAL ID	F101206	Received	02/07/2011 10:30
CCal Filename(s)	F110210B_16 & F110211A_16	Extracted	02/09/2011 16:35
Method Blank ID	BLANK-27836	Analyzed	02/11/2011 23:24

Native Isomers	Conc ng/Kg	EMPC ng/Kg	RL ng/Kg		Internal Standards	ng's Added	Percent Recovery
2,3,7,8-TCDF	1.2	-----	0.51		2,3,7,8-TCDF-13C	2.00	70
Total TCDF	14.0	-----	0.51		2,3,7,8-TCDD-13C	2.00	76
					1,2,3,7,8-PeCDF-13C	2.00	69
2,3,7,8-TCDD	ND	-----	0.43		2,3,4,7,8-PeCDF-13C	2.00	65
Total TCDD	23.0	-----	0.43		1,2,3,7,8-PeCDD-13C	2.00	70
					1,2,3,4,7,8-HxCDF-13C	2.00	83
1,2,3,7,8-PeCDF	-----	1.3	0.64	P	1,2,3,6,7,8-HxCDF-13C	2.00	81
2,3,4,7,8-PeCDF	3.0	-----	0.79	J	2,3,4,6,7,8-HxCDF-13C	2.00	68
Total PeCDF	36.0	-----	0.71		1,2,3,7,8,9-HxCDF-13C	2.00	64
					1,2,3,4,7,8-HxCDD-13C	2.00	71
1,2,3,7,8-PeCDD	2.0	-----	0.59	J	1,2,3,6,7,8-HxCDD-13C	2.00	79
Total PeCDD	35.0	-----	0.59		1,2,3,4,6,7,8-HpCDF-13C	2.00	41
					1,2,3,4,7,8,9-HpCDF-13C	2.00	35 R
1,2,3,4,7,8-HxCDF	6.3	-----	0.48		1,2,3,4,6,7,8-HpCDD-13C	2.00	42
1,2,3,6,7,8-HxCDF	1.9	-----	0.63	J	OCDD-13C	4.00	27 R
2,3,4,6,7,8-HxCDF	3.1	-----	0.47	J			
1,2,3,7,8,9-HxCDF	1.8	-----	0.66	J	1,2,3,4-TCDD-13C	2.00	NA
Total HxCDF	80.0	-----	0.56		1,2,3,7,8,9-HxCDD-13C	2.00	NA
1,2,3,4,7,8-HxCDD	-----	2.1	0.37	I	2,3,7,8-TCDD-37Cl4	0.20	80
1,2,3,6,7,8-HxCDD	6.2	-----	0.86				
1,2,3,7,8,9-HxCDD	3.4	-----	0.44	J			
Total HxCDD	65.0	-----	0.56				
1,2,3,4,6,7,8-HpCDF	34.0	-----	0.76		Total 2,3,7,8-TCDD		
1,2,3,4,7,8,9-HpCDF	3.7	-----	0.94	J	Equivalence: 7.8 ng/Kg		
Total HpCDF	130.0	-----	0.85		(Using 2005 WHO Factors - Using PRL/2 where ND)		
1,2,3,4,6,7,8-HpCDD	140.0	-----	1.20				
Total HpCDD	270.0	-----	1.20				
OCDF	100.0	-----	1.60				
OCDD	1500.0	-----	2.30				

Conc = Concentration (Totals include 2,3,7,8-substituted isomers).
EMPC = Estimated Maximum Possible Concentration
RL = Reporting Limit.

ND = Not Detected
NA = Not Applicable
NC = Not Calculated

Results reported on a dry weight basis and are valid to no more than 2 significant figures.
J = Estimated value
R = Recovery outside target range
P = PCDE Interference
I = Interference present

REPORT OF LABORATORY ANALYSIS

This report shall not be reproduced, except in full,
without the written consent of Pace Analytical Services, Inc.

Pace Analytical Services, Inc.
1700 Elm Street - Suite 200
Minneapolis, MN 55414

Tel: 612-607-1700
Fax: 612- 607-6444

Method 8290 Sample Analysis Results

Client - PASI Seattle

Client's Sample ID	SPL-30-3		
Lab Sample ID	256491003		
Filename	F110211A_13		
Injected By	BAL		
Total Amount Extracted	11.5 g	Matrix	Solid
% Moisture	11.4	Dilution	NA
Dry Weight Extracted	10.2 g	Collected	02/03/2011 13:40
ICAL ID	F101206	Received	02/07/2011 10:30
CCal Filename(s)	F110210B_16 & F110211A_16	Extracted	02/09/2011 16:35
Method Blank ID	BLANK-27836	Analyzed	02/12/2011 00:10

Native Isomers	Conc ng/Kg	EMPC ng/Kg	RL ng/Kg		Internal Standards	ng's Added	Percent Recovery
2,3,7,8-TCDF	ND	-----	0.46		2,3,7,8-TCDF-13C	2.00	62
Total TCDF	4.10	-----	0.46		2,3,7,8-TCDD-13C	2.00	70
					1,2,3,7,8-PeCDF-13C	2.00	66
2,3,7,8-TCDD	ND	-----	0.58		2,3,4,7,8-PeCDF-13C	2.00	66
Total TCDD	3.20	-----	0.58		1,2,3,7,8-PeCDD-13C	2.00	71
					1,2,3,4,7,8-HxCDF-13C	2.00	64
1,2,3,7,8-PeCDF	ND	-----	0.53		1,2,3,6,7,8-HxCDF-13C	2.00	62
2,3,4,7,8-PeCDF	0.79	-----	0.49	J	2,3,4,6,7,8-HxCDF-13C	2.00	58
Total PeCDF	5.80	-----	0.51		1,2,3,7,8,9-HxCDF-13C	2.00	60
					1,2,3,4,7,8-HxCDD-13C	2.00	64
1,2,3,7,8-PeCDD	-----	0.53	0.41	I	1,2,3,6,7,8-HxCDD-13C	2.00	64
Total PeCDD	2.20	-----	0.41	J	1,2,3,4,6,7,8-HpCDF-13C	2.00	48
					1,2,3,4,7,8,9-HpCDF-13C	2.00	48
1,2,3,4,7,8-HxCDF	0.94	-----	0.37	J	1,2,3,4,6,7,8-HpCDD-13C	2.00	53
1,2,3,6,7,8-HxCDF	0.47	-----	0.29	J	OCDD-13C	4.00	42
2,3,4,6,7,8-HxCDF	0.83	-----	0.37	J			
1,2,3,7,8,9-HxCDF	ND	-----	0.29		1,2,3,4-TCDD-13C	2.00	NA
Total HxCDF	8.70	-----	0.33		1,2,3,7,8,9-HxCDD-13C	2.00	NA
1,2,3,4,7,8-HxCDD	ND	-----	0.32		2,3,7,8-TCDD-37Cl4	0.20	90
1,2,3,6,7,8-HxCDD	-----	1.40	0.36	I			
1,2,3,7,8,9-HxCDD	-----	0.65	0.41	I			
Total HxCDD	4.50	-----	0.36	J			
1,2,3,4,6,7,8-HpCDF	8.20	-----	0.45		Total 2,3,7,8-TCDD		
1,2,3,4,7,8,9-HpCDF	ND	-----	0.53		Equivalence: 1.7 ng/Kg		
Total HpCDF	8.20	-----	0.49		(Using 2005 WHO Factors - Using PRL/2 where ND)		
1,2,3,4,6,7,8-HpCDD	38.00	-----	0.49				
Total HpCDD	74.00	-----	0.49				
OCDF	28.00	-----	0.91				
OCDD	420.00	-----	0.67				

Conc = Concentration (Totals include 2,3,7,8-substituted isomers).
EMPC = Estimated Maximum Possible Concentration
RL = Reporting Limit.

ND = Not Detected
NA = Not Applicable
NC = Not Calculated

Results reported on a dry weight basis and are valid to no more than 2 significant figures.
J = Estimated value
I = Interference present

REPORT OF LABORATORY ANALYSIS

This report shall not be reproduced, except in full,
without the written consent of Pace Analytical Services, Inc.

Pace Analytical Services, Inc.
1700 Elm Street - Suite 200
Minneapolis, MN 55414

Tel: 612-607-1700
Fax: 612- 607-6444

Method 8290 Sample Analysis Results

Client - PASI Seattle

Client's Sample ID	SPL-30-4		
Lab Sample ID	256491004		
Filename	F110211A_14		
Injected By	BAL		
Total Amount Extracted	11.2 g	Matrix	Solid
% Moisture	8.9	Dilution	NA
Dry Weight Extracted	10.2 g	Collected	02/03/2011 13:55
ICAL ID	F101206	Received	02/07/2011 10:30
CCal Filename(s)	F110210B_16 & F110211A_16	Extracted	02/09/2011 16:35
Method Blank ID	BLANK-27836	Analyzed	02/12/2011 00:56

Native Isomers	Conc ng/Kg	EMPC ng/Kg	RL ng/Kg		Internal Standards	ng's Added	Percent Recovery
2,3,7,8-TCDF	0.32	-----	0.28	J	2,3,7,8-TCDF-13C	2.00	75
Total TCDF	3.30	-----	0.28		2,3,7,8-TCDD-13C	2.00	84
					1,2,3,7,8-PeCDF-13C	2.00	81
2,3,7,8-TCDD	ND	-----	0.47		2,3,4,7,8-PeCDF-13C	2.00	82
Total TCDD	2.70	-----	0.47		1,2,3,7,8-PeCDD-13C	2.00	88
					1,2,3,4,7,8-HxCDF-13C	2.00	87
1,2,3,7,8-PeCDF	ND	-----	0.45		1,2,3,6,7,8-HxCDF-13C	2.00	76
2,3,4,7,8-PeCDF	1.10	-----	0.16	J	2,3,4,6,7,8-HxCDF-13C	2.00	71
Total PeCDF	9.20	-----	0.30		1,2,3,7,8,9-HxCDF-13C	2.00	75
					1,2,3,4,7,8-HxCDD-13C	2.00	84
1,2,3,7,8-PeCDD	0.54	-----	0.28	J	1,2,3,6,7,8-HxCDD-13C	2.00	75
Total PeCDD	4.20	-----	0.28	J	1,2,3,4,6,7,8-HpCDF-13C	2.00	58
					1,2,3,4,7,8,9-HpCDF-13C	2.00	51
1,2,3,4,7,8-HxCDF	2.50	-----	0.39	J	1,2,3,4,6,7,8-HpCDD-13C	2.00	59
1,2,3,6,7,8-HxCDF	0.78	-----	0.30	J	OCDD-13C	4.00	42
2,3,4,6,7,8-HxCDF	1.20	-----	0.30	J			
1,2,3,7,8,9-HxCDF	ND	-----	0.30		1,2,3,4-TCDD-13C	2.00	NA
Total HxCDF	26.00	-----	0.32		1,2,3,7,8,9-HxCDD-13C	2.00	NA
1,2,3,4,7,8-HxCDD	0.60	-----	0.48	J	2,3,7,8-TCDD-37Cl4	0.20	86
1,2,3,6,7,8-HxCDD	-----	2.00	0.46	I			
1,2,3,7,8,9-HxCDD	-----	0.94	0.44	I			
Total HxCDD	20.00	-----	0.46				
1,2,3,4,6,7,8-HpCDF	14.00	-----	0.45		Total 2,3,7,8-TCDD		
1,2,3,4,7,8,9-HpCDF	ND	-----	0.70		Equivalence: 3.1 ng/Kg		
Total HpCDF	62.00	-----	0.58		(Using 2005 WHO Factors - Using PRL/2 where ND)		
1,2,3,4,6,7,8-HpCDD	91.00	-----	0.76				
Total HpCDD	190.00	-----	0.76				
OCDF	52.00	-----	0.95				
OCDD	1100.00	-----	0.81				

Conc = Concentration (Totals include 2,3,7,8-substituted isomers).
EMPC = Estimated Maximum Possible Concentration
RL = Reporting Limit.

ND = Not Detected
NA = Not Applicable
NC = Not Calculated

Results reported on a dry weight basis and are valid to no more than 2 significant figures.
J = Estimated value
I = Interference present

REPORT OF LABORATORY ANALYSIS

This report shall not be reproduced, except in full,
without the written consent of Pace Analytical Services, Inc.

Pace Analytical Services, Inc.
1700 Elm Street - Suite 200
Minneapolis, MN 55414

Tel: 612-607-1700
Fax: 612- 607-6444

Method 8290 Sample Analysis Results

Client - PASI Seattle

Client's Sample ID	SPL-30-5		
Lab Sample ID	256491005		
Filename	F110211B_09		
Injected By	BAL		
Total Amount Extracted	12.0 g	Matrix	Solid
% Moisture	13.7	Dilution	NA
Dry Weight Extracted	10.4 g	Collected	02/03/2011 14:10
ICAL ID	F101206	Received	02/07/2011 10:30
CCal Filename(s)	F110211A_16 & F110211B_16	Extracted	02/09/2011 16:35
Method Blank ID	BLANK-27836	Analyzed	02/12/2011 09:21

Native Isomers	Conc ng/Kg	EMPC ng/Kg	RL ng/Kg		Internal Standards	ng's Added	Percent Recovery
2,3,7,8-TCDF	0.95	-----	0.36	J	2,3,7,8-TCDF-13C	2.00	72
Total TCDF	15.00	-----	0.36		2,3,7,8-TCDD-13C	2.00	79
					1,2,3,7,8-PeCDF-13C	2.00	74
2,3,7,8-TCDD	ND	-----	0.20		2,3,4,7,8-PeCDF-13C	2.00	74
Total TCDD	15.00	-----	0.20		1,2,3,7,8-PeCDD-13C	2.00	79
					1,2,3,4,7,8-HxCDF-13C	2.00	85
1,2,3,7,8-PeCDF	-----	0.98	0.29	P	1,2,3,6,7,8-HxCDF-13C	2.00	68
2,3,4,7,8-PeCDF	2.70	-----	0.29	J	2,3,4,6,7,8-HxCDF-13C	2.00	72
Total PeCDF	23.00	-----	0.29		1,2,3,7,8,9-HxCDF-13C	2.00	68
					1,2,3,4,7,8-HxCDD-13C	2.00	86
1,2,3,7,8-PeCDD	1.50	-----	0.32	J	1,2,3,6,7,8-HxCDD-13C	2.00	63
Total PeCDD	25.00	-----	0.32		1,2,3,4,6,7,8-HpCDF-13C	2.00	47
					1,2,3,4,7,8,9-HpCDF-13C	2.00	36 R
1,2,3,4,7,8-HxCDF	4.00	-----	0.23	J	1,2,3,4,6,7,8-HpCDD-13C	2.00	45
1,2,3,6,7,8-HxCDF	-----	1.60	0.28	I	OCDD-13C	4.00	30 R
2,3,4,6,7,8-HxCDF	2.30	-----	0.22	J			
1,2,3,7,8,9-HxCDF	-----	0.75	0.36	I	1,2,3,4-TCDD-13C	2.00	NA
Total HxCDF	52.00	-----	0.27		1,2,3,7,8,9-HxCDD-13C	2.00	NA
1,2,3,4,7,8-HxCDD	1.20	-----	0.39	J	2,3,7,8-TCDD-37Cl4	0.20	85
1,2,3,6,7,8-HxCDD	5.30	-----	0.57				
1,2,3,7,8,9-HxCDD	2.70	-----	0.31	J			
Total HxCDD	49.00	-----	0.42				
1,2,3,4,6,7,8-HpCDF	30.00	-----	0.45		Total 2,3,7,8-TCDD		
1,2,3,4,7,8,9-HpCDF	-----	2.10	0.86	I	Equivalence: 6.0 ng/Kg		
Total HpCDF	110.00	-----	0.65		(Using 2005 WHO Factors - Using PRL/2 where ND)		
1,2,3,4,6,7,8-HpCDD	120.00	-----	1.10				
Total HpCDD	230.00	-----	1.10				
OCDF	110.00	-----	0.96				
OCDD	1200.00	-----	1.70				

Conc = Concentration (Totals include 2,3,7,8-substituted isomers).
EMPC = Estimated Maximum Possible Concentration
RL = Reporting Limit.

ND = Not Detected
NA = Not Applicable
NC = Not Calculated

Results reported on a dry weight basis and are valid to no more than 2 significant figures.
J = Estimated value
R = Recovery outside target range
P = PCDE Interference
I = Interference present

REPORT OF LABORATORY ANALYSIS

This report shall not be reproduced, except in full,
without the written consent of Pace Analytical Services, Inc.

Pace Analytical Services, Inc.
1700 Elm Street - Suite 200
Minneapolis, MN 55414

Tel: 612-607-1700
Fax: 612- 607-6444

Method 8290 Sample Analysis Results

Client - PASI Seattle

Client's Sample ID	SPL-30-6		
Lab Sample ID	256491006		
Filename	F110211B_10		
Injected By	BAL		
Total Amount Extracted	11.1 g	Matrix	Solid
% Moisture	6.9	Dilution	NA
Dry Weight Extracted	10.3 g	Collected	02/03/2011 14:30
ICAL ID	F101206	Received	02/07/2011 10:30
CCal Filename(s)	F110211A_16 & F110211B_16	Extracted	02/09/2011 16:35
Method Blank ID	BLANK-27836	Analyzed	02/12/2011 10:07

Native Isomers	Conc ng/Kg	EMPC ng/Kg	RL ng/Kg		Internal Standards	ng's Added	Percent Recovery
2,3,7,8-TCDF	ND	-----	0.34		2,3,7,8-TCDF-13C	2.00	75
Total TCDF	2.50	-----	0.34		2,3,7,8-TCDD-13C	2.00	83
					1,2,3,7,8-PeCDF-13C	2.00	79
2,3,7,8-TCDD	ND	-----	0.38		2,3,4,7,8-PeCDF-13C	2.00	79
Total TCDD	2.50	-----	0.38		1,2,3,7,8-PeCDD-13C	2.00	85
					1,2,3,4,7,8-HxCDF-13C	2.00	79
1,2,3,7,8-PeCDF	ND	-----	0.43		1,2,3,6,7,8-HxCDF-13C	2.00	75
2,3,4,7,8-PeCDF	1.10	-----	0.33	J	2,3,4,6,7,8-HxCDF-13C	2.00	70
Total PeCDF	9.50	-----	0.38		1,2,3,7,8,9-HxCDF-13C	2.00	71
					1,2,3,4,7,8-HxCDD-13C	2.00	82
1,2,3,7,8-PeCDD	-----	0.35	0.28	I	1,2,3,6,7,8-HxCDD-13C	2.00	72
Total PeCDD	1.70	-----	0.28	J	1,2,3,4,6,7,8-HpCDF-13C	2.00	55
					1,2,3,4,7,8,9-HpCDF-13C	2.00	52
1,2,3,4,7,8-HxCDF	1.70	-----	0.21	J	1,2,3,4,6,7,8-HpCDD-13C	2.00	56
1,2,3,6,7,8-HxCDF	0.57	-----	0.24	J	OCDD-13C	4.00	41
2,3,4,6,7,8-HxCDF	1.00	-----	0.23	J			
1,2,3,7,8,9-HxCDF	0.52	-----	0.29	J	1,2,3,4-TCDD-13C	2.00	NA
Total HxCDF	14.00	-----	0.24		1,2,3,7,8,9-HxCDD-13C	2.00	NA
1,2,3,4,7,8-HxCDD	ND	-----	0.42		2,3,7,8-TCDD-37Cl4	0.20	87
1,2,3,6,7,8-HxCDD	2.00	-----	0.38	J			
1,2,3,7,8,9-HxCDD	1.00	-----	0.42	J			
Total HxCDD	14.00	-----	0.41				
1,2,3,4,6,7,8-HpCDF	12.00	-----	0.19		Total 2,3,7,8-TCDD		
1,2,3,4,7,8,9-HpCDF	0.88	-----	0.36	J	Equivalence: 2.1 ng/Kg		
Total HpCDF	13.00	-----	0.27		(Using 2005 WHO Factors - Using PRL/2 where ND)		
1,2,3,4,6,7,8-HpCDD	47.00	-----	0.61				
Total HpCDD	94.00	-----	0.61				
OCDF	44.00	-----	0.80				
OCDD	470.00	-----	0.90				

Conc = Concentration (Totals include 2,3,7,8-substituted isomers).
EMPC = Estimated Maximum Possible Concentration
RL = Reporting Limit.

ND = Not Detected
NA = Not Applicable
NC = Not Calculated

Results reported on a dry weight basis and are valid to no more than 2 significant figures.
J = Estimated value
I = Interference present

REPORT OF LABORATORY ANALYSIS

This report shall not be reproduced, except in full,
without the written consent of Pace Analytical Services, Inc.

Pace Analytical Services, Inc.
1700 Elm Street - Suite 200
Minneapolis, MN 55414

Tel: 612-607-1700
Fax: 612- 607-6444

Method 8290 Sample Analysis Results

Client - PASI Seattle

Client's Sample ID	SPL-30-7		
Lab Sample ID	256491007		
Filename	F110211B_11		
Injected By	BAL		
Total Amount Extracted	11.1 g	Matrix	Solid
% Moisture	6.9	Dilution	NA
Dry Weight Extracted	10.3 g	Collected	02/03/2011 14:45
ICAL ID	F101206	Received	02/07/2011 10:30
CCal Filename(s)	F110211A_16 & F110211B_16	Extracted	02/09/2011 16:35
Method Blank ID	BLANK-27836	Analyzed	02/12/2011 10:53

Native Isomers	Conc ng/Kg	EMPC ng/Kg	RL ng/Kg		Internal Standards	ng's Added	Percent Recovery
2,3,7,8-TCDF	1.60	-----	0.26		2,3,7,8-TCDF-13C	2.00	73
Total TCDF	21.00	-----	0.26		2,3,7,8-TCDD-13C	2.00	81
					1,2,3,7,8-PeCDF-13C	2.00	81
2,3,7,8-TCDD	ND	-----	0.27		2,3,4,7,8-PeCDF-13C	2.00	82
Total TCDD	28.00	-----	0.27		1,2,3,7,8-PeCDD-13C	2.00	89
					1,2,3,4,7,8-HxCDF-13C	2.00	77
1,2,3,7,8-PeCDF	-----	0.69	0.37	I	1,2,3,6,7,8-HxCDF-13C	2.00	75
2,3,4,7,8-PeCDF	1.90	-----	0.33	J	2,3,4,6,7,8-HxCDF-13C	2.00	73
Total PeCDF	17.00	-----	0.35		1,2,3,7,8,9-HxCDF-13C	2.00	73
					1,2,3,4,7,8-HxCDD-13C	2.00	78
1,2,3,7,8-PeCDD	-----	1.70	0.32	I	1,2,3,6,7,8-HxCDD-13C	2.00	78
Total PeCDD	28.00	-----	0.32		1,2,3,4,6,7,8-HpCDF-13C	2.00	62
					1,2,3,4,7,8,9-HpCDF-13C	2.00	60
1,2,3,4,7,8-HxCDF	2.90	-----	0.24	J	1,2,3,4,6,7,8-HpCDD-13C	2.00	63
1,2,3,6,7,8-HxCDF	1.30	-----	0.26	J	OCDD-13C	4.00	50
2,3,4,6,7,8-HxCDF	1.60	-----	0.21	J			
1,2,3,7,8,9-HxCDF	0.49	-----	0.25	J	1,2,3,4-TCDD-13C	2.00	NA
Total HxCDF	16.00	-----	0.24		1,2,3,7,8,9-HxCDD-13C	2.00	NA
1,2,3,4,7,8-HxCDD	1.40	-----	0.18	J	2,3,7,8-TCDD-37Cl4	0.20	83
1,2,3,6,7,8-HxCDD	-----	2.30	0.25	I			
1,2,3,7,8,9-HxCDD	1.80	-----	0.36	J			
Total HxCDD	41.00	-----	0.26				
1,2,3,4,6,7,8-HpCDF	14.00	-----	0.33		Total 2,3,7,8-TCDD		
1,2,3,4,7,8,9-HpCDF	1.10	-----	0.50	J	Equivalence: 2.9 ng/Kg		
Total HpCDF	15.00	-----	0.42		(Using 2005 WHO Factors - Using PRL/2 where ND)		
1,2,3,4,6,7,8-HpCDD	53.00	-----	0.57				
Total HpCDD	99.00	-----	0.57				
OCDF	56.00	-----	0.60				
OCDD	600.00	-----	0.51				

Conc = Concentration (Totals include 2,3,7,8-substituted isomers).
EMPC = Estimated Maximum Possible Concentration
RL = Reporting Limit.

ND = Not Detected
NA = Not Applicable
NC = Not Calculated

Results reported on a dry weight basis and are valid to no more than 2 significant figures.
J = Estimated value
I = Interference present

REPORT OF LABORATORY ANALYSIS

This report shall not be reproduced, except in full,
without the written consent of Pace Analytical Services, Inc.

Pace Analytical Services, Inc.
1700 Elm Street - Suite 200
Minneapolis, MN 55414

Tel: 612-607-1700
Fax: 612- 607-6444

Method 8290 Blank Analysis Results

Lab Sample ID	BLANK-27836	Matrix	Solid
Filename	F110211B_06	Dilution	NA
Total Amount Extracted	10.2 g	Extracted	02/09/2011 16:35
ICAL ID	F101206	Analyzed	02/12/2011 07:03
CCal Filename(s)	F110211A_16 & F110211B_16	Injected By	BAL

Native Isomers	Conc ng/Kg	EMPC ng/Kg	RL ng/Kg		Internal Standards	ng's Added	Percent Recovery
2,3,7,8-TCDF	ND	-----	0.170		2,3,7,8-TCDF-13C	2.00	60
Total TCDF	ND	-----	0.170		2,3,7,8-TCDD-13C	2.00	68
					1,2,3,7,8-PeCDF-13C	2.00	69
2,3,7,8-TCDD	ND	-----	0.230		2,3,4,7,8-PeCDF-13C	2.00	71
Total TCDD	ND	-----	0.230		1,2,3,7,8-PeCDD-13C	2.00	77
					1,2,3,4,7,8-HxCDF-13C	2.00	73
1,2,3,7,8-PeCDF	ND	-----	0.170		1,2,3,6,7,8-HxCDF-13C	2.00	70
2,3,4,7,8-PeCDF	ND	-----	0.130		2,3,4,6,7,8-HxCDF-13C	2.00	75
Total PeCDF	ND	-----	0.150		1,2,3,7,8,9-HxCDF-13C	2.00	72
					1,2,3,4,7,8-HxCDD-13C	2.00	77
1,2,3,7,8-PeCDD	ND	-----	0.140		1,2,3,6,7,8-HxCDD-13C	2.00	79
Total PeCDD	ND	-----	0.140		1,2,3,4,6,7,8-HpCDF-13C	2.00	65
					1,2,3,4,7,8,9-HpCDF-13C	2.00	61
1,2,3,4,7,8-HxCDF	ND	-----	0.100		1,2,3,4,6,7,8-HpCDD-13C	2.00	68
1,2,3,6,7,8-HxCDF	ND	-----	0.099		OCDD-13C	4.00	56
2,3,4,6,7,8-HxCDF	-----	0.11	0.100	I			
1,2,3,7,8,9-HxCDF	ND	-----	0.140		1,2,3,4-TCDD-13C	2.00	NA
Total HxCDF	ND	-----	0.110		1,2,3,7,8,9-HxCDD-13C	2.00	NA
1,2,3,4,7,8-HxCDD	ND	-----	0.150		2,3,7,8-TCDD-37Cl4	0.20	69
1,2,3,6,7,8-HxCDD	ND	-----	0.140				
1,2,3,7,8,9-HxCDD	ND	-----	0.140				
Total HxCDD	ND	-----	0.140				
1,2,3,4,6,7,8-HpCDF	ND	-----	0.110		Total 2,3,7,8-TCDD		
1,2,3,4,7,8,9-HpCDF	ND	-----	0.170		Equivalence: 0.26 ng/Kg		
Total HpCDF	ND	-----	0.140		(Using 2005 WHO Factors - Using PRL/2 where ND)		
1,2,3,4,6,7,8-HpCDD	ND	-----	0.170				
Total HpCDD	ND	-----	0.170				
OCDF	ND	-----	0.580				
OCDD	0.81	-----	0.230	J			

Conc = Concentration (Totals include 2,3,7,8-substituted isomers).
EMPC = Estimated Maximum Possible Concentration
RL = Reporting Limit

Results reported on a total weight basis and are valid to no more than 2 significant figures.
J = Estimated value
I = Interference present

REPORT OF LABORATORY ANALYSIS

This report shall not be reproduced, except in full,
without the written consent of Pace Analytical Services, Inc.

Pace Analytical Services, Inc.
1700 Elm Street - Suite 200
Minneapolis, MN 55414

Tel: 612-607-1700
Fax: 612- 607-6444

Method 8290 Laboratory Control Spike Results

Lab Sample ID	LCS-27837		
Filename	F110211B_01	Matrix	Solid
Total Amount Extracted	10.3 g	Dilution	NA
ICAL ID	F101206	Extracted	02/09/2011 16:35
CCal Filename(s)	F110211A_16 & F110211B_16	Analyzed	02/12/2011 03:14
Method Blank ID	BLANK-27836	Injected By	BAL

Native Isomers	**Qs** (ng)	**Qm** (ng)	% Rec.	**Internal Standards**	**ng's Added**	**Percent Recovery**
2,3,7,8-TCDF	0.20	0.23	113	2,3,7,8-TCDF-13C	2.0	51
Total TCDF				2,3,7,8-TCDD-13C	2.0	57
				1,2,3,7,8-PeCDF-13C	2.0	61
2,3,7,8-TCDD	0.20	0.20	98	2,3,4,7,8-PeCDF-13C	2.0	61
Total TCDD				1,2,3,7,8-PeCDD-13C	2.0	67
				1,2,3,4,7,8-HxCDF-13C	2.0	64
1,2,3,7,8-PeCDF	1.0	1.1	111	1,2,3,6,7,8-HxCDF-13C	2.0	63
2,3,4,7,8-PeCDF	1.0	1.1	111	2,3,4,6,7,8-HxCDF-13C	2.0	67
Total PeCDF				1,2,3,7,8,9-HxCDF-13C	2.0	71
				1,2,3,4,7,8-HxCDD-13C	2.0	71
1,2,3,7,8-PeCDD	1.0	0.98	98	1,2,3,6,7,8-HxCDD-13C	2.0	67
Total PeCDD				1,2,3,4,6,7,8-HpCDF-13C	2.0	61
				1,2,3,4,7,8,9-HpCDF-13C	2.0	67
1,2,3,4,7,8-HxCDF	1.0	1.1	108	1,2,3,4,6,7,8-HpCDD-13C	2.0	70
1,2,3,6,7,8-HxCDF	1.0	1.1	109	OCDD-13C	4.0	63
2,3,4,6,7,8-HxCDF	1.0	1.1	111			
1,2,3,7,8,9-HxCDF	1.0	1.1	112	1,2,3,4-TCDD-13C	2.0	NA
Total HxCDF				1,2,3,7,8,9-HxCDD-13C	2.0	NA
1,2,3,4,7,8-HxCDD	1.0	1.1	107	2,3,7,8-TCDD-37Cl4	0.20	63
1,2,3,6,7,8-HxCDD	1.0	1.0	104			
1,2,3,7,8,9-HxCDD	1.0	1.0	103			
Total HxCDD						
1,2,3,4,6,7,8-HpCDF	1.0	1.1	108			
1,2,3,4,7,8,9-HpCDF	1.0	1.0	102			
Total HpCDF						
1,2,3,4,6,7,8-HpCDD	1.0	0.98	98			
Total HpCDD						
OCDF	2.0	2.2	112			
OCDD	2.0	2.2	109			

Qs = Quantity Spiked
Qm = Quantity Measured
Rec. = Recovery (Expressed as Percent)
R = Recovery outside of target range
Y = RF averaging used in calculations
Nn = Value obtained from additional analysis
NA = Not Applicable
* = See Discussion

REPORT OF LABORATORY ANALYSIS

This report shall not be reproduced, except in full,
without the written consent of Pace Analytical Services, Inc.

Pace Analytical Services, Inc.
940 South Harney
Seattle, WA 98108
(206)767-5060

February 18, 2011

Joshua Johnson
Brown & Caldwell
724 Columbia St. NW#420
Olympia, WA 98501

RE: Project: East Bay Redevelopment 138130
Pace Project No.: 256499

Dear Joshua Johnson:
Enclosed are the analytical results for sample(s) received by the laboratory on February 05, 2011. The results relate only to the samples included in this report. Results reported herein conform to the most current NELAC standards, where applicable, unless otherwise narrated in the body of the report.

If you have any questions concerning this report, please feel free to contact me.

Sincerely,

Jennifer Gross

jennifer.gross@pacelabs.com
Project Manager

Enclosures

cc: Jon Turk, Brown & Caldwell

This report shall not be reproduced, except in full,
without the written consent of Pace Analytical Services, Inc..

Pace Analytical Services, Inc.
940 South Harney
Seattle, WA 98108
(206)767-5060

CERTIFICATIONS

Project: East Bay Redevelopment 138130
Pace Project No.: 256499

Washington Certification IDs

940 South Harney Street, Seattle, WA 98108
Alaska CS Certification #: UST-025
Alaska Drinking Water VOC Certification #: WA01230
Alaska Drinking Water Micro Certification #: WA01230
California Certification #: 01153CA
Florida/NELAP Certification #: E87617
Oregon Certification #: WA200007
Washington Certification #: C1229

This report shall not be reproduced, except in full,
without the written consent of Pace Analytical Services, Inc..

Pace Analytical Services, Inc.
940 South Harney
Seattle, WA 98108
(206)767-5060

SAMPLE ANALYTE COUNT

Project: East Bay Redevelopment 138130
Pace Project No.: 256499

Lab ID	Sample ID	Method	Analysts	Analytes Reported	Laboratory
256499001	**SPL-30-1**	NWTPH-Dx	AY1	4	PASI-S
		NWTPH-Gx	CC	3	PASI-S
		EPA 8270 by SIM	DMT	20	PASI-S
		EPA 8260	LPM	8	PASI-S
		ASTM D2974-87	DMT	1	PASI-S
256499002	**SPL-30-2**	NWTPH-Dx	AY1	4	PASI-S
		NWTPH-Gx	CC	3	PASI-S
		EPA 8270 by SIM	DMT	20	PASI-S
		EPA 8260	LPM	8	PASI-S
		ASTM D2974-87	DMT	1	PASI-S
256499003	**SPL-30-3**	NWTPH-Dx	AY1	4	PASI-S
		NWTPH-Gx	CC	3	PASI-S
		EPA 8270 by SIM	DMT	20	PASI-S
		EPA 8260	LPM	8	PASI-S
		ASTM D2974-87	DMT	1	PASI-S
256499004	**SPL-30-4**	NWTPH-Dx	AY1	4	PASI-S
		NWTPH-Gx	CC	3	PASI-S
		EPA 8270 by SIM	DMT	20	PASI-S
		EPA 8260	LPM	8	PASI-S
		ASTM D2974-87	DMT	1	PASI-S
256499005	**SPL-30-5**	NWTPH-Dx	AY1	4	PASI-S
		NWTPH-Gx	CC	3	PASI-S
		EPA 8270 by SIM	DMT	20	PASI-S
		EPA 8260	LPM	8	PASI-S
		ASTM D2974-87	DMT	1	PASI-S
256499006	**SPL-30-6**	NWTPH-Dx	AY1	4	PASI-S
		NWTPH-Gx	CC	3	PASI-S
		EPA 8270 by SIM	DMT	20	PASI-S
		EPA 8260	LPM	8	PASI-S
		ASTM D2974-87	DMT	1	PASI-S
256499007	**SPL-30-7**	NWTPH-Dx	AY1	4	PASI-S
		NWTPH-Gx	CC	3	PASI-S
		EPA 8270 by SIM	DMT	20	PASI-S
		EPA 8260	LPM	8	PASI-S
		ASTM D2974-87	DMT	1	PASI-S
256499008	**TB-020311**	NWTPH-Gx	CC	3	PASI-S
		EPA 8260	LPM	8	PASI-S

This report shall not be reproduced, except in full,
without the written consent of Pace Analytical Services, Inc..

Pace Analytical Services, Inc.
940 South Harney
Seattle, WA 98108
(206)767-5060

ANALYTICAL RESULTS

Project: East Bay Redevelopment 138130
Pace Project No.: 256499

Sample: SPL-30-1 **Lab ID: 256499001** Collected: 02/03/11 13:10 Received: 02/05/11 11:38 Matrix: Solid

Results reported on a "dry-weight" basis

Parameters	Results	Units	Report Limit	DF	Prepared	Analyzed	CAS No.	Qual
NWTPH-Dx GCS SG	Analytical Method: NWTPH-Dx Preparation Method: EPA 3546							
Diesel Range SG	**25.6**	mg/kg	21.4	1	02/09/11 14:45	02/10/11 16:20		
Motor Oil Range SG	**92.0**	mg/kg	85.8	1	02/09/11 14:45	02/10/11 16:20	64742-65-0	
n-Octacosane (S) SG	113	%	50-150	1	02/09/11 14:45	02/10/11 16:20	630-02-4	
o-Terphenyl (S) SG	119	%	50-150	1	02/09/11 14:45	02/10/11 16:20	84-15-1	
NWTPH-Gx GCV	Analytical Method: NWTPH-Gx Preparation Method: NWTPH-Gx							
Gasoline Range Organics	ND	mg/kg	4.9	1	02/09/11 17:00	02/10/11 04:34		
a,a,a-Trifluorotoluene (S)	102	%	50-150	1	02/09/11 17:00	02/10/11 04:34	98-08-8	
4-Bromofluorobenzene (S)	91	%	50-150	1	02/09/11 17:00	02/10/11 04:34	460-00-4	
8270 MSSV PAH by SIM	Analytical Method: EPA 8270 by SIM Preparation Method: EPA 3546							
Acenaphthene	ND	ug/kg	7.5	1	02/07/11 17:40	02/12/11 03:14	83-32-9	
Acenaphthylene	**8.1**	ug/kg	7.5	1	02/07/11 17:40	02/12/11 03:14	208-96-8	
Anthracene	**12.9**	ug/kg	7.5	1	02/07/11 17:40	02/12/11 03:14	120-12-7	
Benzo(a)anthracene	**32.9**	ug/kg	7.5	1	02/07/11 17:40	02/12/11 03:14	56-55-3	
Benzo(a)pyrene	**31.4**	ug/kg	7.5	1	02/07/11 17:40	02/12/11 03:14	50-32-8	
Benzo(b)fluoranthene	**29.6**	ug/kg	7.5	1	02/07/11 17:40	02/12/11 03:14	205-99-2	
Benzo(g,h,i)perylene	**15.1**	ug/kg	7.5	1	02/07/11 17:40	02/12/11 03:14	191-24-2	
Benzo(k)fluoranthene	**12.5**	ug/kg	7.5	1	02/07/11 17:40	02/12/11 03:14	207-08-9	
Chrysene	**38.4**	ug/kg	7.5	1	02/07/11 17:40	02/12/11 03:14	218-01-9	
Dibenz(a,h)anthracene	ND	ug/kg	7.5	1	02/07/11 17:40	02/12/11 03:14	53-70-3	
Fluoranthene	**52.9**	ug/kg	7.5	1	02/07/11 17:40	02/12/11 03:14	206-44-0	
Fluorene	**10.7**	ug/kg	7.5	1	02/07/11 17:40	02/12/11 03:14	86-73-7	
Indeno(1,2,3-cd)pyrene	**10.6**	ug/kg	7.5	1	02/07/11 17:40	02/12/11 03:14	193-39-5	
1-Methylnaphthalene	**10.6**	ug/kg	7.5	1	02/07/11 17:40	02/12/11 03:14	90-12-0	
2-Methylnaphthalene	**18.0**	ug/kg	7.5	1	02/07/11 17:40	02/12/11 03:14	91-57-6	
Naphthalene	**16.4**	ug/kg	7.5	1	02/07/11 17:40	02/12/11 03:14	91-20-3	
Phenanthrene	**48.9**	ug/kg	7.5	1	02/07/11 17:40	02/12/11 03:14	85-01-8	
Pyrene	**81.3**	ug/kg	7.5	1	02/07/11 17:40	02/12/11 03:14	129-00-0	
2-Fluorobiphenyl (S)	64	%	31-131	1	02/07/11 17:40	02/12/11 03:14	321-60-8	
Terphenyl-d14 (S)	70	%	30-133	1	02/07/11 17:40	02/12/11 03:14	1718-51-0	
8260/5035A Volatile Organics	Analytical Method: EPA 8260							
Benzene	ND	ug/kg	2.5	1		02/08/11 12:04	71-43-2	
Ethylbenzene	ND	ug/kg	2.5	1		02/08/11 12:04	100-41-4	
Toluene	ND	ug/kg	2.5	1		02/08/11 12:04	108-88-3	
Xylene (Total)	ND	ug/kg	7.5	1		02/08/11 12:04	1330-20-7	
Dibromofluoromethane (S)	91	%	80-136	1		02/08/11 12:04	1868-53-7	
Toluene-d8 (S)	104	%	80-120	1		02/08/11 12:04	2037-26-5	
4-Bromofluorobenzene (S)	102	%	72-122	1		02/08/11 12:04	460-00-4	
1,2-Dichloroethane-d4 (S)	100	%	80-143	1		02/08/11 12:04	17060-07-0	
Percent Moisture	Analytical Method: ASTM D2974-87							
Percent Moisture	**11.4**	%	0.10	1		02/12/11 15:01		

This report shall not be reproduced, except in full,
without the written consent of Pace Analytical Services, Inc..

Pace Analytical Services, Inc.
940 South Harney
Seattle, WA 98108
(206)767-5060

ANALYTICAL RESULTS

Project: East Bay Redevelopment 138130
Pace Project No.: 256499

Sample: SPL-30-2 **Lab ID: 256499002** Collected: 02/03/11 13:20 Received: 02/05/11 11:38 Matrix: Solid

Results reported on a "dry-weight" basis

Parameters	Results	Units	Report Limit	DF	Prepared	Analyzed	CAS No.	Qual
NWTPH-Dx GCS SG	Analytical Method: NWTPH-Dx Preparation Method: EPA 3546							
Diesel Range SG	**51.2**	mg/kg	21.1	1	02/09/11 14:45	02/10/11 16:37		
Motor Oil Range SG	**415**	mg/kg	84.5	1	02/09/11 14:45	02/10/11 16:37	64742-65-0	
n-Octacosane (S) SG	118	%	50-150	1	02/09/11 14:45	02/10/11 16:37	630-02-4	
o-Terphenyl (S) SG	114	%	50-150	1	02/09/11 14:45	02/10/11 16:37	84-15-1	
NWTPH-Gx GCV	Analytical Method: NWTPH-Gx Preparation Method: NWTPH-Gx							
Gasoline Range Organics	ND	mg/kg	5.0	1	02/09/11 17:00	02/10/11 04:57		
a,a,a-Trifluorotoluene (S)	100	%	50-150	1	02/09/11 17:00	02/10/11 04:57	98-08-8	
4-Bromofluorobenzene (S)	88	%	50-150	1	02/09/11 17:00	02/10/11 04:57	460-00-4	
8270 MSSV PAH by SIM	Analytical Method: EPA 8270 by SIM Preparation Method: EPA 3546							
Acenaphthene	ND	ug/kg	7.1	1	02/07/11 17:40	02/12/11 03:32	83-32-9	
Acenaphthylene	ND	ug/kg	7.1	1	02/07/11 17:40	02/12/11 03:32	208-96-8	
Anthracene	ND	ug/kg	7.1	1	02/07/11 17:40	02/12/11 03:32	120-12-7	
Benzo(a)anthracene	**12.3**	ug/kg	7.1	1	02/07/11 17:40	02/12/11 03:32	56-55-3	
Benzo(a)pyrene	**14.6**	ug/kg	7.1	1	02/07/11 17:40	02/12/11 03:32	50-32-8	
Benzo(b)fluoranthene	**16.5**	ug/kg	7.1	1	02/07/11 17:40	02/12/11 03:32	205-99-2	
Benzo(g,h,i)perylene	**15.7**	ug/kg	7.1	1	02/07/11 17:40	02/12/11 03:32	191-24-2	
Benzo(k)fluoranthene	ND	ug/kg	7.1	1	02/07/11 17:40	02/12/11 03:32	207-08-9	
Chrysene	**23.1**	ug/kg	7.1	1	02/07/11 17:40	02/12/11 03:32	218-01-9	
Dibenz(a,h)anthracene	ND	ug/kg	7.1	1	02/07/11 17:40	02/12/11 03:32	53-70-3	
Fluoranthene	**19.4**	ug/kg	7.1	1	02/07/11 17:40	02/12/11 03:32	206-44-0	
Fluorene	ND	ug/kg	7.1	1	02/07/11 17:40	02/12/11 03:32	86-73-7	
Indeno(1,2,3-cd)pyrene	ND	ug/kg	7.1	1	02/07/11 17:40	02/12/11 03:32	193-39-5	
1-Methylnaphthalene	ND	ug/kg	7.1	1	02/07/11 17:40	02/12/11 03:32	90-12-0	
2-Methylnaphthalene	**14.1**	ug/kg	7.1	1	02/07/11 17:40	02/12/11 03:32	91-57-6	
Naphthalene	ND	ug/kg	7.1	1	02/07/11 17:40	02/12/11 03:32	91-20-3	
Phenanthrene	**22.3**	ug/kg	7.1	1	02/07/11 17:40	02/12/11 03:32	85-01-8	
Pyrene	**31.9**	ug/kg	7.1	1	02/07/11 17:40	02/12/11 03:32	129-00-0	
2-Fluorobiphenyl (S)	63	%	31-131	1	02/07/11 17:40	02/12/11 03:32	321-60-8	
Terphenyl-d14 (S)	69	%	30-133	1	02/07/11 17:40	02/12/11 03:32	1718-51-0	
8260/5035A Volatile Organics	Analytical Method: EPA 8260							
Benzene	ND	ug/kg	2.6	1		02/08/11 12:23	71-43-2	
Ethylbenzene	ND	ug/kg	2.6	1		02/08/11 12:23	100-41-4	
Toluene	ND	ug/kg	2.6	1		02/08/11 12:23	108-88-3	
Xylene (Total)	ND	ug/kg	7.9	1		02/08/11 12:23	1330-20-7	
Dibromofluoromethane (S)	91	%	80-136	1		02/08/11 12:23	1868-53-7	
Toluene-d8 (S)	105	%	80-120	1		02/08/11 12:23	2037-26-5	
4-Bromofluorobenzene (S)	98	%	72-122	1		02/08/11 12:23	460-00-4	
1,2-Dichloroethane-d4 (S)	98	%	80-143	1		02/08/11 12:23	17060-07-0	
Percent Moisture	Analytical Method: ASTM D2974-87							
Percent Moisture	**7.6**	%	0.10	1		02/12/11 15:04		

This report shall not be reproduced, except in full,
without the written consent of Pace Analytical Services, Inc..

Pace Analytical Services, Inc.
940 South Harney
Seattle, WA 98108
(206)767-5060

ANALYTICAL RESULTS

Project: East Bay Redevelopment 138130
Pace Project No.: 256499

Sample: SPL-30-3 **Lab ID: 256499003** Collected: 02/03/11 13:40 Received: 02/05/11 11:38 Matrix: Solid

Results reported on a "dry-weight" basis

Parameters	Results	Units	Report Limit	DF	Prepared	Analyzed	CAS No.	Qual
NWTPH-Dx GCS SG	Analytical Method: NWTPH-Dx Preparation Method: EPA 3546							
Diesel Range SG	**51.1**	mg/kg	20.7	1	02/09/11 14:45	02/11/11 21:11		
Motor Oil Range SG	**213**	mg/kg	82.8	1	02/09/11 14:45	02/11/11 21:11	64742-65-0	
n-Octacosane (S) SG	143	%	50-150	1	02/09/11 14:45	02/11/11 21:11	630-02-4	
o-Terphenyl (S) SG	95	%	50-150	1	02/09/11 14:45	02/11/11 21:11	84-15-1	
NWTPH-Gx GCV	Analytical Method: NWTPH-Gx Preparation Method: NWTPH-Gx							
Gasoline Range Organics	ND	mg/kg	5.0	1	02/09/11 17:00	02/10/11 05:21		
a,a,a-Trifluorotoluene (S)	109	%	50-150	1	02/09/11 17:00	02/10/11 05:21	98-08-8	
4-Bromofluorobenzene (S)	97	%	50-150	1	02/09/11 17:00	02/10/11 05:21	460-00-4	
8270 MSSV PAH by SIM	Analytical Method: EPA 8270 by SIM Preparation Method: EPA 3546							
Acenaphthene	ND	ug/kg	7.2	1	02/07/11 17:40	02/12/11 03:51	83-32-9	
Acenaphthylene	ND	ug/kg	7.2	1	02/07/11 17:40	02/12/11 03:51	208-96-8	
Anthracene	**9.2**	ug/kg	7.2	1	02/07/11 17:40	02/12/11 03:51	120-12-7	
Benzo(a)anthracene	**19.0**	ug/kg	7.2	1	02/07/11 17:40	02/12/11 03:51	56-55-3	
Benzo(a)pyrene	**19.2**	ug/kg	7.2	1	02/07/11 17:40	02/12/11 03:51	50-32-8	
Benzo(b)fluoranthene	**20.9**	ug/kg	7.2	1	02/07/11 17:40	02/12/11 03:51	205-99-2	
Benzo(g,h,i)perylene	**14.5**	ug/kg	7.2	1	02/07/11 17:40	02/12/11 03:51	191-24-2	
Benzo(k)fluoranthene	**8.2**	ug/kg	7.2	1	02/07/11 17:40	02/12/11 03:51	207-08-9	
Chrysene	**24.5**	ug/kg	7.2	1	02/07/11 17:40	02/12/11 03:51	218-01-9	
Dibenz(a,h)anthracene	ND	ug/kg	7.2	1	02/07/11 17:40	02/12/11 03:51	53-70-3	
Fluoranthene	**36.3**	ug/kg	7.2	1	02/07/11 17:40	02/12/11 03:51	206-44-0	
Fluorene	ND	ug/kg	7.2	1	02/07/11 17:40	02/12/11 03:51	86-73-7	
Indeno(1,2,3-cd)pyrene	**8.2**	ug/kg	7.2	1	02/07/11 17:40	02/12/11 03:51	193-39-5	
1-Methylnaphthalene	ND	ug/kg	7.2	1	02/07/11 17:40	02/12/11 03:51	90-12-0	
2-Methylnaphthalene	**10.3**	ug/kg	7.2	1	02/07/11 17:40	02/12/11 03:51	91-57-6	
Naphthalene	ND	ug/kg	7.2	1	02/07/11 17:40	02/12/11 03:51	91-20-3	
Phenanthrene	**37.1**	ug/kg	7.2	1	02/07/11 17:40	02/12/11 03:51	85-01-8	
Pyrene	**45.8**	ug/kg	7.2	1	02/07/11 17:40	02/12/11 03:51	129-00-0	
2-Fluorobiphenyl (S)	64	%	31-131	1	02/07/11 17:40	02/12/11 03:51	321-60-8	
Terphenyl-d14 (S)	71	%	30-133	1	02/07/11 17:40	02/12/11 03:51	1718-51-0	
8260/5035A Volatile Organics	Analytical Method: EPA 8260							
Benzene	ND	ug/kg	2.8	1		02/08/11 12:43	71-43-2	
Ethylbenzene	ND	ug/kg	2.8	1		02/08/11 12:43	100-41-4	
Toluene	ND	ug/kg	2.8	1		02/08/11 12:43	108-88-3	
Xylene (Total)	ND	ug/kg	8.4	1		02/08/11 12:43	1330-20-7	
Dibromofluoromethane (S)	95	%	80-136	1		02/08/11 12:43	1868-53-7	
Toluene-d8 (S)	108	%	80-120	1		02/08/11 12:43	2037-26-5	
4-Bromofluorobenzene (S)	101	%	72-122	1		02/08/11 12:43	460-00-4	
1,2-Dichloroethane-d4 (S)	96	%	80-143	1		02/08/11 12:43	17060-07-0	
Percent Moisture	Analytical Method: ASTM D2974-87							
Percent Moisture	**7.8**	%	0.10	1		02/12/11 15:05		

This report shall not be reproduced, except in full,
without the written consent of Pace Analytical Services, Inc..

Pace Analytical Services, Inc.
940 South Harney
Seattle, WA 98108
(206)767-5060

ANALYTICAL RESULTS

Project: East Bay Redevelopment 138130
Pace Project No.: 256499

Sample: SPL-30-4 **Lab ID: 256499004** Collected: 02/03/11 13:55 Received: 02/05/11 11:38 Matrix: Solid

Results reported on a "dry-weight" basis

Parameters	Results	Units	Report Limit	DF	Prepared	Analyzed	CAS No.	Qual
NWTPH-Dx GCS SG	Analytical Method: NWTPH-Dx Preparation Method: EPA 3546							
Diesel Range SG	**35.9**	mg/kg	20.9	1	02/09/11 14:45	02/10/11 18:01		
Motor Oil Range SG	**293**	mg/kg	83.7	1	02/09/11 14:45	02/10/11 18:01	64742-65-0	
n-Octacosane (S) SG	95	%	50-150	1	02/09/11 14:45	02/10/11 18:01	630-02-4	
o-Terphenyl (S) SG	95	%	50-150	1	02/09/11 14:45	02/10/11 18:01	84-15-1	
NWTPH-Gx GCV	Analytical Method: NWTPH-Gx Preparation Method: NWTPH-Gx							
Gasoline Range Organics	ND	mg/kg	5.1	1	02/09/11 17:00	02/10/11 05:45		
a,a,a-Trifluorotoluene (S)	98	%	50-150	1	02/09/11 17:00	02/10/11 05:45	98-08-8	
4-Bromofluorobenzene (S)	86	%	50-150	1	02/09/11 17:00	02/10/11 05:45	460-00-4	
8270 MSSV PAH by SIM	Analytical Method: EPA 8270 by SIM Preparation Method: EPA 3546							
Acenaphthene	ND	ug/kg	7.2	1	02/07/11 17:40	02/12/11 04:09	83-32-9	
Acenaphthylene	**13.0**	ug/kg	7.2	1	02/07/11 17:40	02/12/11 04:09	208-96-8	
Anthracene	**15.1**	ug/kg	7.2	1	02/07/11 17:40	02/12/11 04:09	120-12-7	
Benzo(a)anthracene	**37.5**	ug/kg	7.2	1	02/07/11 17:40	02/12/11 04:09	56-55-3	
Benzo(a)pyrene	**45.0**	ug/kg	7.2	1	02/07/11 17:40	02/12/11 04:09	50-32-8	
Benzo(b)fluoranthene	**38.3**	ug/kg	7.2	1	02/07/11 17:40	02/12/11 04:09	205-99-2	
Benzo(g,h,i)perylene	**27.1**	ug/kg	7.2	1	02/07/11 17:40	02/12/11 04:09	191-24-2	
Benzo(k)fluoranthene	**25.9**	ug/kg	7.2	1	02/07/11 17:40	02/12/11 04:09	207-08-9	
Chrysene	**53.6**	ug/kg	7.2	1	02/07/11 17:40	02/12/11 04:09	218-01-9	
Dibenz(a,h)anthracene	ND	ug/kg	7.2	1	02/07/11 17:40	02/12/11 04:09	53-70-3	
Fluoranthene	**56.3**	ug/kg	7.2	1	02/07/11 17:40	02/12/11 04:09	206-44-0	
Fluorene	ND	ug/kg	7.2	1	02/07/11 17:40	02/12/11 04:09	86-73-7	
Indeno(1,2,3-cd)pyrene	**18.4**	ug/kg	7.2	1	02/07/11 17:40	02/12/11 04:09	193-39-5	
1-Methylnaphthalene	ND	ug/kg	7.2	1	02/07/11 17:40	02/12/11 04:09	90-12-0	
2-Methylnaphthalene	**11.1**	ug/kg	7.2	1	02/07/11 17:40	02/12/11 04:09	91-57-6	
Naphthalene	**8.2**	ug/kg	7.2	1	02/07/11 17:40	02/12/11 04:09	91-20-3	
Phenanthrene	**27.3**	ug/kg	7.2	1	02/07/11 17:40	02/12/11 04:09	85-01-8	
Pyrene	**82.5**	ug/kg	7.2	1	02/07/11 17:40	02/12/11 04:09	129-00-0	
2-Fluorobiphenyl (S)	59	%	31-131	1	02/07/11 17:40	02/12/11 04:09	321-60-8	
Terphenyl-d14 (S)	65	%	30-133	1	02/07/11 17:40	02/12/11 04:09	1718-51-0	
8260/5035A Volatile Organics	Analytical Method: EPA 8260							
Benzene	ND	ug/kg	2.7	1		02/08/11 13:02	71-43-2	
Ethylbenzene	ND	ug/kg	2.7	1		02/08/11 13:02	100-41-4	
Toluene	ND	ug/kg	2.7	1		02/08/11 13:02	108-88-3	
Xylene (Total)	ND	ug/kg	8.1	1		02/08/11 13:02	1330-20-7	
Dibromofluoromethane (S)	93	%	80-136	1		02/08/11 13:02	1868-53-7	
Toluene-d8 (S)	107	%	80-120	1		02/08/11 13:02	2037-26-5	
4-Bromofluorobenzene (S)	106	%	72-122	1		02/08/11 13:02	460-00-4	
1,2-Dichloroethane-d4 (S)	105	%	80-143	1		02/08/11 13:02	17060-07-0	
Percent Moisture	Analytical Method: ASTM D2974-87							
Percent Moisture	**7.8**	%	0.10	1		02/12/11 15:06		

This report shall not be reproduced, except in full,
without the written consent of Pace Analytical Services, Inc..

Pace Analytical Services, Inc.
940 South Harney
Seattle, WA 98108
(206)767-5060

ANALYTICAL RESULTS

Project: East Bay Redevelopment 138130
Pace Project No.: 256499

Sample: SPL-30-5 **Lab ID: 256499005** Collected: 02/03/11 14:10 Received: 02/05/11 11:38 Matrix: Solid

Results reported on a "dry-weight" basis

Parameters	Results	Units	Report Limit	DF	Prepared	Analyzed	CAS No.	Qual
NWTPH-Dx GCS SG	Analytical Method: NWTPH-Dx Preparation Method: EPA 3546							
Diesel Range SG	**47.5**	mg/kg	20.2	1	02/09/11 14:45	02/10/11 18:17		
Motor Oil Range SG	**470**	mg/kg	81.0	1	02/09/11 14:45	02/10/11 18:17	64742-65-0	
n-Octacosane (S) SG	117	%	50-150	1	02/09/11 14:45	02/10/11 18:17	630-02-4	
o-Terphenyl (S) SG	114	%	50-150	1	02/09/11 14:45	02/10/11 18:17	84-15-1	
NWTPH-Gx GCV	Analytical Method: NWTPH-Gx Preparation Method: NWTPH-Gx							
Gasoline Range Organics	ND	mg/kg	5.2	1	02/09/11 17:00	02/10/11 06:09		
a,a,a-Trifluorotoluene (S)	99	%	50-150	1	02/09/11 17:00	02/10/11 06:09	98-08-8	
4-Bromofluorobenzene (S)	87	%	50-150	1	02/09/11 17:00	02/10/11 06:09	460-00-4	
8270 MSSV PAH by SIM	Analytical Method: EPA 8270 by SIM Preparation Method: EPA 3546							
Acenaphthene	ND	ug/kg	7.2	1	02/07/11 17:40	02/12/11 04:27	83-32-9	
Acenaphthylene	ND	ug/kg	7.2	1	02/07/11 17:40	02/12/11 04:27	208-96-8	
Anthracene	**8.4**	ug/kg	7.2	1	02/07/11 17:40	02/12/11 04:27	120-12-7	
Benzo(a)anthracene	**18.8**	ug/kg	7.2	1	02/07/11 17:40	02/12/11 04:27	56-55-3	
Benzo(a)pyrene	**20.1**	ug/kg	7.2	1	02/07/11 17:40	02/12/11 04:27	50-32-8	
Benzo(b)fluoranthene	**20.3**	ug/kg	7.2	1	02/07/11 17:40	02/12/11 04:27	205-99-2	
Benzo(g,h,i)perylene	**19.7**	ug/kg	7.2	1	02/07/11 17:40	02/12/11 04:27	191-24-2	
Benzo(k)fluoranthene	**12.7**	ug/kg	7.2	1	02/07/11 17:40	02/12/11 04:27	207-08-9	
Chrysene	**28.4**	ug/kg	7.2	1	02/07/11 17:40	02/12/11 04:27	218-01-9	
Dibenz(a,h)anthracene	ND	ug/kg	7.2	1	02/07/11 17:40	02/12/11 04:27	53-70-3	
Fluoranthene	**31.5**	ug/kg	7.2	1	02/07/11 17:40	02/12/11 04:27	206-44-0	
Fluorene	ND	ug/kg	7.2	1	02/07/11 17:40	02/12/11 04:27	86-73-7	
Indeno(1,2,3-cd)pyrene	**8.6**	ug/kg	7.2	1	02/07/11 17:40	02/12/11 04:27	193-39-5	
1-Methylnaphthalene	ND	ug/kg	7.2	1	02/07/11 17:40	02/12/11 04:27	90-12-0	
2-Methylnaphthalene	**11.5**	ug/kg	7.2	1	02/07/11 17:40	02/12/11 04:27	91-57-6	
Naphthalene	**10**	ug/kg	7.2	1	02/07/11 17:40	02/12/11 04:27	91-20-3	
Phenanthrene	**28.1**	ug/kg	7.2	1	02/07/11 17:40	02/12/11 04:27	85-01-8	
Pyrene	**41.3**	ug/kg	7.2	1	02/07/11 17:40	02/12/11 04:27	129-00-0	
2-Fluorobiphenyl (S)	58	%	31-131	1	02/07/11 17:40	02/12/11 04:27	321-60-8	
Terphenyl-d14 (S)	62	%	30-133	1	02/07/11 17:40	02/12/11 04:27	1718-51-0	
8260/5035A Volatile Organics	Analytical Method: EPA 8260							
Benzene	ND	ug/kg	2.8	1		02/08/11 13:22	71-43-2	
Ethylbenzene	ND	ug/kg	2.8	1		02/08/11 13:22	100-41-4	
Toluene	ND	ug/kg	2.8	1		02/08/11 13:22	108-88-3	
Xylene (Total)	ND	ug/kg	8.5	1		02/08/11 13:22	1330-20-7	
Dibromofluoromethane (S)	92	%	80-136	1		02/08/11 13:22	1868-53-7	
Toluene-d8 (S)	109	%	80-120	1		02/08/11 13:22	2037-26-5	
4-Bromofluorobenzene (S)	105	%	72-122	1		02/08/11 13:22	460-00-4	
1,2-Dichloroethane-d4 (S)	100	%	80-143	1		02/08/11 13:22	17060-07-0	
Percent Moisture	Analytical Method: ASTM D2974-87							
Percent Moisture	**8.0**	%	0.10	1		02/12/11 15:07		

This report shall not be reproduced, except in full,
without the written consent of Pace Analytical Services, Inc..

Pace Analytical Services, Inc.
940 South Harney
Seattle, WA 98108
(206)767-5060

ANALYTICAL RESULTS

Project: East Bay Redevelopment 138130
Pace Project No.: 256499

Sample: SPL-30-6 **Lab ID: 256499006** Collected: 02/03/11 14:30 Received: 02/05/11 11:38 Matrix: Solid

Results reported on a "dry-weight" basis

Parameters	Results	Units	Report Limit	DF	Prepared	Analyzed	CAS No.	Qual
NWTPH-Dx GCS SG	Analytical Method: NWTPH-Dx Preparation Method: EPA 3546							
Diesel Range SG	**21.6**	mg/kg	20.7	1	02/09/11 14:45	02/10/11 18:34		
Motor Oil Range SG	**174**	mg/kg	83.0	1	02/09/11 14:45	02/10/11 18:34	64742-65-0	
n-Octacosane (S) SG	113	%	50-150	1	02/09/11 14:45	02/10/11 18:34	630-02-4	
o-Terphenyl (S) SG	111	%	50-150	1	02/09/11 14:45	02/10/11 18:34	84-15-1	
NWTPH-Gx GCV	Analytical Method: NWTPH-Gx Preparation Method: NWTPH-Gx							
Gasoline Range Organics	ND	mg/kg	5.2	1	02/09/11 17:00	02/10/11 06:32		
a,a,a-Trifluorotoluene (S)	102	%	50-150	1	02/09/11 17:00	02/10/11 06:32	98-08-8	
4-Bromofluorobenzene (S)	90	%	50-150	1	02/09/11 17:00	02/10/11 06:32	460-00-4	
8270 MSSV PAH by SIM	Analytical Method: EPA 8270 by SIM Preparation Method: EPA 3546							
Acenaphthene	ND	ug/kg	7.1	1	02/07/11 17:40	02/12/11 04:46	83-32-9	
Acenaphthylene	ND	ug/kg	7.1	1	02/07/11 17:40	02/12/11 04:46	208-96-8	
Anthracene	**9.6**	ug/kg	7.1	1	02/07/11 17:40	02/12/11 04:46	120-12-7	
Benzo(a)anthracene	**22.6**	ug/kg	7.1	1	02/07/11 17:40	02/12/11 04:46	56-55-3	
Benzo(a)pyrene	**23.2**	ug/kg	7.1	1	02/07/11 17:40	02/12/11 04:46	50-32-8	
Benzo(b)fluoranthene	**24.0**	ug/kg	7.1	1	02/07/11 17:40	02/12/11 04:46	205-99-2	
Benzo(g,h,i)perylene	**12.5**	ug/kg	7.1	1	02/07/11 17:40	02/12/11 04:46	191-24-2	
Benzo(k)fluoranthene	**11.7**	ug/kg	7.1	1	02/07/11 17:40	02/12/11 04:46	207-08-9	
Chrysene	**27.7**	ug/kg	7.1	1	02/07/11 17:40	02/12/11 04:46	218-01-9	
Dibenz(a,h)anthracene	ND	ug/kg	7.1	1	02/07/11 17:40	02/12/11 04:46	53-70-3	
Fluoranthene	**48.0**	ug/kg	7.1	1	02/07/11 17:40	02/12/11 04:46	206-44-0	
Fluorene	ND	ug/kg	7.1	1	02/07/11 17:40	02/12/11 04:46	86-73-7	
Indeno(1,2,3-cd)pyrene	**8.1**	ug/kg	7.1	1	02/07/11 17:40	02/12/11 04:46	193-39-5	
1-Methylnaphthalene	ND	ug/kg	7.1	1	02/07/11 17:40	02/12/11 04:46	90-12-0	
2-Methylnaphthalene	ND	ug/kg	7.1	1	02/07/11 17:40	02/12/11 04:46	91-57-6	
Naphthalene	ND	ug/kg	7.1	1	02/07/11 17:40	02/12/11 04:46	91-20-3	
Phenanthrene	**34.4**	ug/kg	7.1	1	02/07/11 17:40	02/12/11 04:46	85-01-8	
Pyrene	**55.4**	ug/kg	7.1	1	02/07/11 17:40	02/12/11 04:46	129-00-0	
2-Fluorobiphenyl (S)	59	%	31-131	1	02/07/11 17:40	02/12/11 04:46	321-60-8	
Terphenyl-d14 (S)	67	%	30-133	1	02/07/11 17:40	02/12/11 04:46	1718-51-0	
8260/5035A Volatile Organics	Analytical Method: EPA 8260							
Benzene	ND	ug/kg	2.0	1		02/08/11 13:41	71-43-2	
Ethylbenzene	ND	ug/kg	2.0	1		02/08/11 13:41	100-41-4	
Toluene	ND	ug/kg	2.0	1		02/08/11 13:41	108-88-3	
Xylene (Total)	ND	ug/kg	5.9	1		02/08/11 13:41	1330-20-7	
Dibromofluoromethane (S)	93	%	80-136	1		02/08/11 13:41	1868-53-7	1n
Toluene-d8 (S)	104	%	80-120	1		02/08/11 13:41	2037-26-5	
4-Bromofluorobenzene (S)	100	%	72-122	1		02/08/11 13:41	460-00-4	
1,2-Dichloroethane-d4 (S)	99	%	80-143	1		02/08/11 13:41	17060-07-0	
Percent Moisture	Analytical Method: ASTM D2974-87							
Percent Moisture	**7.0**	%	0.10	1		02/12/11 15:08		

This report shall not be reproduced, except in full,
without the written consent of Pace Analytical Services, Inc..

Pace Analytical Services, Inc.
940 South Harney
Seattle, WA 98108
(206)767-5060

ANALYTICAL RESULTS

Project: East Bay Redevelopment 138130
Pace Project No.: 256499

Sample: SPL-30-7 **Lab ID: 256499007** Collected: 02/03/11 14:45 Received: 02/05/11 11:38 Matrix: Solid

Results reported on a "dry-weight" basis

Parameters	Results	Units	Report Limit	DF	Prepared	Analyzed	CAS No.	Qual
NWTPH-Dx GCS SG	Analytical Method: NWTPH-Dx Preparation Method: EPA 3546							
Diesel Range SG	ND	mg/kg	20.6	1	02/09/11 14:45	02/09/11 18:48		
Motor Oil Range SG	ND	mg/kg	82.2	1	02/09/11 14:45	02/09/11 18:48	64742-65-0	
n-Octacosane (S) SG	108	%	50-150	1	02/09/11 14:45	02/09/11 18:48	630-02-4	
o-Terphenyl (S) SG	110	%	50-150	1	02/09/11 14:45	02/09/11 18:48	84-15-1	
NWTPH-Gx GCV	Analytical Method: NWTPH-Gx Preparation Method: NWTPH-Gx							
Gasoline Range Organics	ND	mg/kg	5.1	1	02/09/11 17:00	02/10/11 06:56		
a,a,a-Trifluorotoluene (S)	97	%	50-150	1	02/09/11 17:00	02/10/11 06:56	98-08-8	
4-Bromofluorobenzene (S)	87	%	50-150	1	02/09/11 17:00	02/10/11 06:56	460-00-4	
8270 MSSV PAH by SIM	Analytical Method: EPA 8270 by SIM Preparation Method: EPA 3546							
Acenaphthene	ND	ug/kg	7.2	1	02/07/11 17:40	02/10/11 21:37	83-32-9	
Acenaphthylene	**20.0**	ug/kg	7.2	1	02/07/11 17:40	02/10/11 21:37	208-96-8	
Anthracene	**34.9**	ug/kg	7.2	1	02/07/11 17:40	02/10/11 21:37	120-12-7	
Benzo(a)anthracene	**99.9**	ug/kg	7.2	1	02/07/11 17:40	02/10/11 21:37	56-55-3	
Benzo(a)pyrene	**107**	ug/kg	7.2	1	02/07/11 17:40	02/10/11 21:37	50-32-8	
Benzo(b)fluoranthene	**93.8**	ug/kg	7.2	1	02/07/11 17:40	02/10/11 21:37	205-99-2	
Benzo(g,h,i)perylene	**56.2**	ug/kg	7.2	1	02/07/11 17:40	02/10/11 21:37	191-24-2	
Benzo(k)fluoranthene	**45.7**	ug/kg	7.2	1	02/07/11 17:40	02/10/11 21:37	207-08-9	
Chrysene	**96.0**	ug/kg	7.2	1	02/07/11 17:40	02/10/11 21:37	218-01-9	
Dibenz(a,h)anthracene	**14.5**	ug/kg	7.2	1	02/07/11 17:40	02/10/11 21:37	53-70-3	
Fluoranthene	**195**	ug/kg	7.2	1	02/07/11 17:40	02/10/11 21:37	206-44-0	
Fluorene	**13.9**	ug/kg	7.2	1	02/07/11 17:40	02/10/11 21:37	86-73-7	
Indeno(1,2,3-cd)pyrene	**45.6**	ug/kg	7.2	1	02/07/11 17:40	02/10/11 21:37	193-39-5	
1-Methylnaphthalene	ND	ug/kg	7.2	1	02/07/11 17:40	02/10/11 21:37	90-12-0	
2-Methylnaphthalene	ND	ug/kg	7.2	1	02/07/11 17:40	02/10/11 21:37	91-57-6	
Naphthalene	ND	ug/kg	7.2	1	02/07/11 17:40	02/10/11 21:37	91-20-3	
Phenanthrene	**137**	ug/kg	7.2	1	02/07/11 17:40	02/10/11 21:37	85-01-8	
Pyrene	**244**	ug/kg	7.2	1	02/07/11 17:40	02/10/11 21:37	129-00-0	
2-Fluorobiphenyl (S)	70	%	31-131	1	02/07/11 17:40	02/10/11 21:37	321-60-8	
Terphenyl-d14 (S)	83	%	30-133	1	02/07/11 17:40	02/10/11 21:37	1718-51-0	
8260/5035A Volatile Organics	Analytical Method: EPA 8260							
Benzene	ND	ug/kg	2.5	1		02/08/11 14:00	71-43-2	
Ethylbenzene	ND	ug/kg	2.5	1		02/08/11 14:00	100-41-4	
Toluene	ND	ug/kg	2.5	1		02/08/11 14:00	108-88-3	
Xylene (Total)	ND	ug/kg	7.5	1		02/08/11 14:00	1330-20-7	
Dibromofluoromethane (S)	95	%	80-136	1		02/08/11 14:00	1868-53-7	
Toluene-d8 (S)	103	%	80-120	1		02/08/11 14:00	2037-26-5	
4-Bromofluorobenzene (S)	102	%	72-122	1		02/08/11 14:00	460-00-4	
1,2-Dichloroethane-d4 (S)	101	%	80-143	1		02/08/11 14:00	17060-07-0	
Percent Moisture	Analytical Method: ASTM D2974-87							
Percent Moisture	**7.6**	%	0.10	1		02/12/11 15:09		

This report shall not be reproduced, except in full,
without the written consent of Pace Analytical Services, Inc..

Pace Analytical Services, Inc.
940 South Harney
Seattle, WA 98108
(206)767-5060

ANALYTICAL RESULTS

Project: East Bay Redevelopment 138130
Pace Project No.: 256499

Sample: TB-020311 **Lab ID: 256499008** Collected: 02/03/11 00:00 Received: 02/05/11 11:38 Matrix: Solid

Results reported on a "wet-weight" basis

Parameters	Results	Units	Report Limit	DF	Prepared	Analyzed	CAS No.	Qual
NWTPH-Gx GCV	Analytical Method: NWTPH-Gx		Preparation Method: NWTPH-Gx					
Gasoline Range Organics	ND	mg/kg	5.0	1	02/09/11 17:00	02/09/11 23:25		
a,a,a-Trifluorotoluene (S)	96	%	50-150	1	02/09/11 17:00	02/09/11 23:25	98-08-8	
4-Bromofluorobenzene (S)	87	%	50-150	1	02/09/11 17:00	02/09/11 23:25	460-00-4	
8260/5035A Volatile Organics	Analytical Method: EPA 8260							
Benzene	ND	ug/kg	3.0	1		02/08/11 10:26	71-43-2	
Ethylbenzene	ND	ug/kg	3.0	1		02/08/11 10:26	100-41-4	
Toluene	ND	ug/kg	3.0	1		02/08/11 10:26	108-88-3	
Xylene (Total)	ND	ug/kg	9.0	1		02/08/11 10:26	1330-20-7	
Dibromofluoromethane (S)	99	%	80-136	1		02/08/11 10:26	1868-53-7	
Toluene-d8 (S)	102	%	80-120	1		02/08/11 10:26	2037-26-5	
4-Bromofluorobenzene (S)	102	%	72-122	1		02/08/11 10:26	460-00-4	
1,2-Dichloroethane-d4 (S)	105	%	80-143	1		02/08/11 10:26	17060-07-0	

This report shall not be reproduced, except in full,
without the written consent of Pace Analytical Services, Inc..

Pace Analytical Services, Inc.
940 South Harney
Seattle, WA 98108
(206)767-5060

QUALITY CONTROL DATA

Project: East Bay Redevelopment 138130
Pace Project No.: 256499

QC Batch: OEXT/3272 Analysis Method: NWTPH-Dx
QC Batch Method: EPA 3546 Analysis Description: NWTPH-Dx GCS
Associated Lab Samples: 256499001, 256499002, 256499003, 256499004, 256499005, 256499006, 256499007

METHOD BLANK: 57286 Matrix: Solid
Associated Lab Samples: 256499001, 256499002, 256499003, 256499004, 256499005, 256499006, 256499007

Parameter	Units	Blank Result	Reporting Limit	Analyzed	Qualifiers
Diesel Range SG	mg/kg	ND	20.0	02/10/11 15:13	
Motor Oil Range SG	mg/kg	ND	80.0	02/10/11 15:13	
n-Octacosane (S) SG	%	120	50-150	02/10/11 15:13	
o-Terphenyl (S) SG	%	115	50-150	02/10/11 15:13	

LABORATORY CONTROL SAMPLE: 57287

Parameter	Units	Spike Conc.	LCS Result	LCS % Rec	% Rec Limits	Qualifiers
Diesel Range SG	mg/kg	500	458	92	56-124	
Motor Oil Range SG	mg/kg	500	510	102	50-150	
n-Octacosane (S) SG	%			113	50-150	
o-Terphenyl (S) SG	%			116	50-150	

SAMPLE DUPLICATE: 57288

Parameter	Units	256498002 Result	Dup Result	RPD	Qualifiers
Diesel Range SG	mg/kg	28.7	23.9	18	
Motor Oil Range SG	mg/kg	131	86.4	41	
n-Octacosane (S) SG	%	112	116	.4	
o-Terphenyl (S) SG	%	112	112	3	

SAMPLE DUPLICATE: 57289

Parameter	Units	256499003 Result	Dup Result	RPD	Qualifiers
Diesel Range SG	mg/kg	51.1	33.0	43	
Motor Oil Range SG	mg/kg	213	172	21	
n-Octacosane (S) SG	%	143	108	24	
o-Terphenyl (S) SG	%	95	96	4	

This report shall not be reproduced, except in full,
without the written consent of Pace Analytical Services, Inc..

Pace Analytical Services, Inc.
940 South Harney
Seattle, WA 98108
(206)767-5060

QUALITY CONTROL DATA

Project: East Bay Redevelopment 138130
Pace Project No.: 256499

QC Batch: GCV/2150 Analysis Method: NWTPH-Gx
QC Batch Method: NWTPH-Gx Analysis Description: NWTPH-Gx Solid GCV
Associated Lab Samples: 256499001, 256499002, 256499003, 256499004, 256499005, 256499006, 256499007, 256499008

METHOD BLANK: 57717 Matrix: Solid
Associated Lab Samples: 256499001, 256499002, 256499003, 256499004, 256499005, 256499006, 256499007, 256499008

Parameter	Units	Blank Result	Reporting Limit	Analyzed	Qualifiers
Gasoline Range Organics	mg/kg	ND	5.0	02/09/11 22:37	
4-Bromofluorobenzene (S)	%	90	50-150	02/09/11 22:37	
a,a,a-Trifluorotoluene (S)	%	102	50-150	02/09/11 22:37	

LABORATORY CONTROL SAMPLE: 57718

Parameter	Units	Spike Conc.	LCS Result	LCS % Rec	% Rec Limits	Qualifiers
Gasoline Range Organics	mg/kg	12.5	11.0	88	54-156	
4-Bromofluorobenzene (S)	%			85	50-150	
a,a,a-Trifluorotoluene (S)	%			90	50-150	

SAMPLE DUPLICATE: 58143

Parameter	Units	256498001 Result	Dup Result	RPD	Qualifiers
Gasoline Range Organics	mg/kg	ND	.95J		
4-Bromofluorobenzene (S)	%	88	101	14	
a,a,a-Trifluorotoluene (S)	%	96	110	14	

SAMPLE DUPLICATE: 58144

Parameter	Units	256498006 Result	Dup Result	RPD	Qualifiers
Gasoline Range Organics	mg/kg	ND	.67J		
4-Bromofluorobenzene (S)	%	86	86	.7	
a,a,a-Trifluorotoluene (S)	%	98	97	.8	

This report shall not be reproduced, except in full,
without the written consent of Pace Analytical Services, Inc..

Pace Analytical Services, Inc.
940 South Harney
Seattle, WA 98108
(206)767-5060

QUALITY CONTROL DATA

Project: East Bay Redevelopment 138130
Pace Project No.: 256499

QC Batch: OEXT/3270 Analysis Method: EPA 8270 by SIM
QC Batch Method: EPA 3546 Analysis Description: 8270/3546 MSSV PAH by SIM
Associated Lab Samples: 256499001, 256499002, 256499003, 256499004, 256499005, 256499006, 256499007

METHOD BLANK: 57279 Matrix: Solid
Associated Lab Samples: 256499001, 256499002, 256499003, 256499004, 256499005, 256499006, 256499007

Parameter	Units	Blank Result	Reporting Limit	Analyzed	Qualifiers
1-Methylnaphthalene	ug/kg	ND	6.7	02/10/11 20:05	
2-Methylnaphthalene	ug/kg	ND	6.7	02/10/11 20:05	
Acenaphthene	ug/kg	ND	6.7	02/10/11 20:05	
Acenaphthylene	ug/kg	ND	6.7	02/10/11 20:05	
Anthracene	ug/kg	ND	6.7	02/10/11 20:05	
Benzo(a)anthracene	ug/kg	ND	6.7	02/10/11 20:05	
Benzo(a)pyrene	ug/kg	ND	6.7	02/10/11 20:05	
Benzo(b)fluoranthene	ug/kg	ND	6.7	02/10/11 20:05	
Benzo(g,h,i)perylene	ug/kg	ND	6.7	02/10/11 20:05	
Benzo(k)fluoranthene	ug/kg	ND	6.7	02/10/11 20:05	
Chrysene	ug/kg	ND	6.7	02/10/11 20:05	
Dibenz(a,h)anthracene	ug/kg	ND	6.7	02/10/11 20:05	
Fluoranthene	ug/kg	ND	6.7	02/10/11 20:05	
Fluorene	ug/kg	ND	6.7	02/10/11 20:05	
Indeno(1,2,3-cd)pyrene	ug/kg	ND	6.7	02/10/11 20:05	
Naphthalene	ug/kg	ND	6.7	02/10/11 20:05	
Phenanthrene	ug/kg	ND	6.7	02/10/11 20:05	
Pyrene	ug/kg	ND	6.7	02/10/11 20:05	
2-Fluorobiphenyl (S)	%	67	31-131	02/10/11 20:05	
Terphenyl-d14 (S)	%	83	30-133	02/10/11 20:05	

LABORATORY CONTROL SAMPLE: 57280

Parameter	Units	Spike Conc.	LCS Result	LCS % Rec	% Rec Limits	Qualifiers
1-Methylnaphthalene	ug/kg	133	97.3	73	37-121	
2-Methylnaphthalene	ug/kg	133	98.6	74	33-132	
Acenaphthene	ug/kg	133	92.3	69	32-127	
Acenaphthylene	ug/kg	133	92.6	69	31-134	
Anthracene	ug/kg	133	94.4	71	42-135	
Benzo(a)anthracene	ug/kg	133	105	79	43-139	
Benzo(a)pyrene	ug/kg	133	109	82	44-144	
Benzo(b)fluoranthene	ug/kg	133	99.0	74	42-144	
Benzo(g,h,i)perylene	ug/kg	133	96.7	73	46-136	
Benzo(k)fluoranthene	ug/kg	133	101	75	45-147	
Chrysene	ug/kg	133	95.6	72	42-144	
Dibenz(a,h)anthracene	ug/kg	133	97.5	73	48-142	
Fluoranthene	ug/kg	133	101	75	44-143	
Fluorene	ug/kg	133	98.4	74	32-146	
Indeno(1,2,3-cd)pyrene	ug/kg	133	97.6	73	47-140	
Naphthalene	ug/kg	133	86.0	64	35-118	
Phenanthrene	ug/kg	133	97.1	73	42-131	

This report shall not be reproduced, except in full,
without the written consent of Pace Analytical Services, Inc..

Pace Analytical Services, Inc.
940 South Harney
Seattle, WA 98108
(206)767-5060

QUALITY CONTROL DATA

Project: East Bay Redevelopment 138130
Pace Project No.: 256499

LABORATORY CONTROL SAMPLE: 57280

Parameter	Units	Spike Conc.	LCS Result	LCS % Rec	% Rec Limits	Qualifiers
Pyrene	ug/kg	133	103	77	47-136	
2-Fluorobiphenyl (S)	%			69	31-131	
Terphenyl-d14 (S)	%			83	30-133	

MATRIX SPIKE & MATRIX SPIKE DUPLICATE: 57281 57282

Parameter	Units	256498001 Result	MS Spike Conc.	MSD Spike Conc.	MS Result	MSD Result	MS % Rec	MSD % Rec	% Rec Limits	RPD	Qual
1-Methylnaphthalene	ug/kg	ND	144	141	111	110	74	74	31-123	1	
2-Methylnaphthalene	ug/kg	10.6	144	141	118	119	75	76	15-146	.3	
Acenaphthene	ug/kg	ND	144	141	100	99.5	69	69	19-141	.5	
Acenaphthylene	ug/kg	ND	144	141	101	102	69	70	30-142	.5	
Anthracene	ug/kg	ND	144	141	103	103	70	71	38-137	.3	
Benzo(a)anthracene	ug/kg	ND	144	141	112	116	73	77	37-143	3	
Benzo(a)pyrene	ug/kg	ND	144	141	110	115	72	76	33-147	4	
Benzo(b)fluoranthene	ug/kg	10.7	144	141	111	105	70	66	25-156	6	
Benzo(g,h,i)perylene	ug/kg	8.3	144	141	96.1	97.3	61	63	26-142	1	
Benzo(k)fluoranthene	ug/kg	ND	144	141	93.6	111	61	75	35-142	17	
Chrysene	ug/kg	10.5	144	141	103	106	65	67	23-150	2	
Dibenz(a,h)anthracene	ug/kg	ND	144	141	92.5	93.9	63	65	41-140	1	
Fluoranthene	ug/kg	14.9	144	141	111	118	67	73	25-155	6	
Fluorene	ug/kg	ND	144	141	107	107	73	74	33-152	.5	
Indeno(1,2,3-cd)pyrene	ug/kg	ND	144	141	94.2	96.4	62	65	36-139	2	
Naphthalene	ug/kg	10.1	144	141	104	105	65	67	25-121	.9	
Phenanthrene	ug/kg	12.1	144	141	109	115	67	73	29-141	5	
Pyrene	ug/kg	17.3	144	141	124	131	74	80	36-145	5	
2-Fluorobiphenyl (S)	%						69	69	31-131		
Terphenyl-d14 (S)	%						80	81	30-133		

This report shall not be reproduced, except in full,
without the written consent of Pace Analytical Services, Inc..

Pace Analytical Services, Inc.
940 South Harney
Seattle, WA 98108
(206)767-5060

QUALITY CONTROL DATA

Project: East Bay Redevelopment 138130
Pace Project No.: 256499

QC Batch: MSV/3818 Analysis Method: EPA 8260
QC Batch Method: EPA 8260 Analysis Description: 8260 MSV 5035A Volatile Organics
Associated Lab Samples: 256499001, 256499002, 256499003, 256499004, 256499005, 256499006, 256499007, 256499008

METHOD BLANK: 57451 Matrix: Solid
Associated Lab Samples: 256499001, 256499002, 256499003, 256499004, 256499005, 256499006, 256499007, 256499008

Parameter	Units	Blank Result	Reporting Limit	Analyzed	Qualifiers
Benzene	ug/kg	ND	3.0	02/08/11 09:13	
Ethylbenzene	ug/kg	ND	3.0	02/08/11 09:13	
Toluene	ug/kg	ND	3.0	02/08/11 09:13	
Xylene (Total)	ug/kg	ND	9.0	02/08/11 09:13	
1,2-Dichloroethane-d4 (S)	%	102	80-143	02/08/11 09:13	
4-Bromofluorobenzene (S)	%	99	72-122	02/08/11 09:13	
Dibromofluoromethane (S)	%	94	80-136	02/08/11 09:13	
Toluene-d8 (S)	%	103	80-120	02/08/11 09:13	

LABORATORY CONTROL SAMPLE & LCSD: 57452 57453

Parameter	Units	Spike Conc.	LCS Result	LCSD Result	LCS % Rec	LCSD % Rec	% Rec Limits	RPD	Max RPD	Qualifiers
Benzene	ug/kg	50	48.8	51.4	98	103	75-133	5	30	
Ethylbenzene	ug/kg	50	48.7	50.1	97	100	68-131	3	30	
Toluene	ug/kg	50	52.7	54.4	105	109	73-124	3	30	
Xylene (Total)	ug/kg	150	153	158	102	105	68-130	3	30	
1,2-Dichloroethane-d4 (S)	%				111	103	80-143			
4-Bromofluorobenzene (S)	%				105	102	72-122			
Dibromofluoromethane (S)	%				101	98	80-136			
Toluene-d8 (S)	%				107	105	80-120			

This report shall not be reproduced, except in full,
without the written consent of Pace Analytical Services, Inc..

Pace Analytical Services, Inc.
940 South Harney
Seattle, WA 98108
(206)767-5060

QUALITY CONTROL DATA

Project: East Bay Redevelopment 138130
Pace Project No.: 256499

QC Batch: PMST/1517 Analysis Method: ASTM D2974-87
QC Batch Method: ASTM D2974-87 Analysis Description: Dry Weight/Percent Moisture
Associated Lab Samples: 256499001, 256499002, 256499003, 256499004, 256499005, 256499006, 256499007

SAMPLE DUPLICATE: 58349

Parameter	Units	256499001 Result	Dup Result	RPD	Qualifiers
Percent Moisture	%	11.4	12.2	6	

SAMPLE DUPLICATE: 58350

Parameter	Units	256520010 Result	Dup Result	RPD	Qualifiers
Percent Moisture	%	12.7	11.8	7	

This report shall not be reproduced, except in full,
without the written consent of Pace Analytical Services, Inc..

Pace Analytical Services, Inc.
940 South Harney
Seattle, WA 98108
(206)767-5060

QUALIFIERS

Project: East Bay Redevelopment 138130
Pace Project No.: 256499

DEFINITIONS

DF - Dilution Factor, if reported, represents the factor applied to the reported data due to changes in sample preparation, dilution of the sample aliquot, or moisture content.

ND - Not Detected at or above adjusted reporting limit.

J - Estimated concentration above the adjusted method detection limit and below the adjusted reporting limit.

MDL - Adjusted Method Detection Limit.

S - Surrogate

1,2-Diphenylhydrazine (8270 listed analyte) decomposes to Azobenzene.

Consistent with EPA guidelines, unrounded data are displayed and have been used to calculate % recovery and RPD values.

LCS(D) - Laboratory Control Sample (Duplicate)

MS(D) - Matrix Spike (Duplicate)

DUP - Sample Duplicate

RPD - Relative Percent Difference

NC - Not Calculable.

SG - Silica Gel Clean-Up

N-Nitrosodiphenylamine decomposes and cannot be separated from Diphenylamine using Method 8270. The result reported for each analyte is a combined concentration.

Pace Analytical is NELAP accredited. Contact your Pace PM for the current list of accredited analytes.

LABORATORIES

PASI-S Pace Analytical Services - Seattle

BATCH QUALIFIERS

Batch: MSV/3818

[M5] A matrix spike/matrix spike duplicate was not performed for this batch due to insufficient sample volume.

ANALYTE QUALIFIERS

1n Sample weight exceeded method recommendations.

This report shall not be reproduced, except in full,
without the written consent of Pace Analytical Services, Inc..

Pace Analytical Services, Inc.
940 South Harney
Seattle, WA 98108
(206)767-5060

QUALITY CONTROL DATA CROSS REFERENCE TABLE

Project: East Bay Redevelopment 138130
Pace Project No.: 256499

Lab ID	Sample ID	QC Batch Method	QC Batch	Analytical Method	Analytical Batch
256499001	**SPL-30-1**	EPA 3546	OEXT/3272	NWTPH-Dx	GCSV/2247
256499002	**SPL-30-2**	EPA 3546	OEXT/3272	NWTPH-Dx	GCSV/2247
256499003	**SPL-30-3**	EPA 3546	OEXT/3272	NWTPH-Dx	GCSV/2247
256499004	**SPL-30-4**	EPA 3546	OEXT/3272	NWTPH-Dx	GCSV/2247
256499005	**SPL-30-5**	EPA 3546	OEXT/3272	NWTPH-Dx	GCSV/2247
256499006	**SPL-30-6**	EPA 3546	OEXT/3272	NWTPH-Dx	GCSV/2247
256499007	**SPL-30-7**	EPA 3546	OEXT/3272	NWTPH-Dx	GCSV/2247
256499001	**SPL-30-1**	NWTPH-Gx	GCV/2150	NWTPH-Gx	GCV/2168
256499002	**SPL-30-2**	NWTPH-Gx	GCV/2150	NWTPH-Gx	GCV/2168
256499003	**SPL-30-3**	NWTPH-Gx	GCV/2150	NWTPH-Gx	GCV/2168
256499004	**SPL-30-4**	NWTPH-Gx	GCV/2150	NWTPH-Gx	GCV/2168
256499005	**SPL-30-5**	NWTPH-Gx	GCV/2150	NWTPH-Gx	GCV/2168
256499006	**SPL-30-6**	NWTPH-Gx	GCV/2150	NWTPH-Gx	GCV/2168
256499007	**SPL-30-7**	NWTPH-Gx	GCV/2150	NWTPH-Gx	GCV/2168
256499008	**TB-020311**	NWTPH-Gx	GCV/2150	NWTPH-Gx	GCV/2168
256499001	**SPL-30-1**	EPA 3546	OEXT/3270	EPA 8270 by SIM	MSSV/1518
256499002	**SPL-30-2**	EPA 3546	OEXT/3270	EPA 8270 by SIM	MSSV/1518
256499003	**SPL-30-3**	EPA 3546	OEXT/3270	EPA 8270 by SIM	MSSV/1518
256499004	**SPL-30-4**	EPA 3546	OEXT/3270	EPA 8270 by SIM	MSSV/1518
256499005	**SPL-30-5**	EPA 3546	OEXT/3270	EPA 8270 by SIM	MSSV/1518
256499006	**SPL-30-6**	EPA 3546	OEXT/3270	EPA 8270 by SIM	MSSV/1518
256499007	**SPL-30-7**	EPA 3546	OEXT/3270	EPA 8270 by SIM	MSSV/1518
256499001	**SPL-30-1**	EPA 8260	MSV/3818		
256499002	**SPL-30-2**	EPA 8260	MSV/3818		
256499003	**SPL-30-3**	EPA 8260	MSV/3818		
256499004	**SPL-30-4**	EPA 8260	MSV/3818		
256499005	**SPL-30-5**	EPA 8260	MSV/3818		
256499006	**SPL-30-6**	EPA 8260	MSV/3818		
256499007	**SPL-30-7**	EPA 8260	MSV/3818		
256499008	**TB-020311**	EPA 8260	MSV/3818		
256499001	**SPL-30-1**	ASTM D2974-87	PMST/1517		
256499002	**SPL-30-2**	ASTM D2974-87	PMST/1517		
256499003	**SPL-30-3**	ASTM D2974-87	PMST/1517		
256499004	**SPL-30-4**	ASTM D2974-87	PMST/1517		
256499005	**SPL-30-5**	ASTM D2974-87	PMST/1517		
256499006	**SPL-30-6**	ASTM D2974-87	PMST/1517		
256499007	**SPL-30-7**	ASTM D2974-87	PMST/1517		

This report shall not be reproduced, except in full,
without the written consent of Pace Analytical Services, Inc..

Pace Analytical
www.pacelabs.com

CHAIN-OF-CUSTODY / Analytical Request Document

The Chain-of-Custody is a LEGAL DOCUMENT. All relevant fields must be completed accurately.

Page: of

1438346

Section A Required Client Information:

Company: Brown + Caldwell
Address: 724 Columbia St NW, Ste 420
Olympia WA 98501
Email To: jturk@brwncald.com
Phone: 360-534-1206 Fax: 360-943-7513
Requested Due Date/TAT: 10-day

Section B Required Project Information:

Report To: Jon Turk
Copy To: Josh Johnson
Purchase Order No.:
Project Name: East Bay Redevelopment
Project Number: 138130

Section C Invoice Information:

Attention: Jon Turk
Company Name: See A
Address:
Pace Quote Reference:
Pace Project Manager:
Pace Profile #:

REGULATORY AGENCY

☐ NPDES ☐ GROUND WATER ☐ DRINKING WATER
☐ UST ☐ RCRA ☒ OTHER ECY

Site Location STATE: WA

256499

Section D Required Client Information

Matrix Codes MATRIX / CODE

Drinking Water	DW
Water	WT
Waste Water	WW
Product	P
Soil/Solid	SL
Oil	OL
Wipe	WP
Air	AR
Tissue	TS
Other	OT

SAMPLE ID (A-Z, 0-9 / ,-) Sample IDs MUST BE UNIQUE

ITEM #	SAMPLE ID	MATRIX CODE (see valid codes to left)	SAMPLE TYPE (G=GRAB C=COMP)	COLLECTED COMPOSITE START/GRAB DATE	COLLECTED COMPOSITE START/GRAB TIME	COLLECTED COMPOSITE END/GRAB DATE	COLLECTED COMPOSITE END/GRAB TIME	SAMPLE TEMP AT COLLECTION	# OF CONTAINERS	Preservatives: Unpreserved	H_2SO_4	HNO_3	HCl	NaOH	$Na_2S_2O_3$	Methanol	Other water	Analysis Test Y/N	As, Pb, Ni, Cu, Cd	TPH-D, HO	Dioxins/Furans	cPAH, Naphthalenes	BTEX	TPH-G	Residual Chlorine (Y/N)	Pace Project No./ Lab I.D.
1	SPL-30-1	SL	G	2/3/11	1310				7	X						X	X			SG					SG		
2	SPL-30-2				1320																						
3	SPL-30-3				1340																						
4	SPL-30-4				1355																						
5	SPL-30-5				1410																						
6	SPL-30-6				1430																						
7	SPL-30-7				1445																						
8	TB-020311	WT		2/3/11					3	X						X										
9																											
10																											
11																											
12																											

ADDITIONAL COMMENTS	RELINQUISHED BY / AFFILIATION	DATE	TIME	ACCEPTED BY / AFFILIATION	DATE	TIME	SAMPLE CONDITIONS			
Temp Blank Included	Jon Turk	2/3/11	17:45	Custody Seal	2/3/11	1745				
	Fedex	2/5/11	11:38	Jyothi Sivaraj/PACE	2/5/11	1138	1.4	Y	Y	Y

ORIGINAL

SAMPLER NAME AND SIGNATURE

PRINT Name of SAMPLER: Jon Turk

SIGNATURE of SAMPLER: Jon Turk

DATE Signed (MM/DD/YY): 2/3/11

Temp in °C | Received on Ice (Y/N) | Custody Sealed Cooler (Y/N) | Samples Intact (Y/N)

*Important Note: By signing this form you are accepting Pace's NET 30 day payment terms and agreeing to late charges of 1.5% per month for any invoices not paid within 30 days.

Sample Container Count

CLIENT: Brown + Caldwell

Pace Analytical™ www.pacelabs.com

COC PAGE 1 of 1

COC ID# 1438346

256499

Sample Line Item	VG9H	AG1H	AG1U	BG1H	BP1U	BP2U	BP3U	BP2N	BP2S	WGFU	WGKU	DG9M	VG9W		Comments
1										2		1	2		
2															
3															
4															
5															
6															
7															
8												1	2		
9															
10															
11															
12															Trip Blank? yes

AG1H	1 liter HCL amber glass		BP2S	500mL H2SO4 plastic		JGFU	4oz unpreserved amber wide
AG1U	1liter unpreserved amber glass		BP2U	500mL unpreserved plastic		R	terra core kit
AG2S	500mL H2SO4 amber glass		BP2Z	500mL NaOH, Zn Ac		U	Summa Can
AG2U	500mL unpreserved amber glass		BP3C	250mL NaOH plastic		VG9H	40mL HCL clear vial
AG3S	250mL H2SO4 amber glass		BP3N	250mL HNO3 plastic		VG9T	40mL Na Thio. clear vial
BG1H	1 liter HCL clear glass		BP3S	250mL H2SO4 plastic		VG9U	40mL unpreserved **clear** vial
BG1U	1 liter unpreserved glass		BP3U	250mL unpreserved plastic		VG9W	40mL glass vial preweighted (EPA 5035)
BP1N	1 liter HNO3 plastic		DG9B	40mL Na Bisulfate amber vial		VSG	Headspace septa vial & HCL
BP1S	1 liter H2SO4 plastic		DG9H	40mL HCL amber voa vial		WGFU	4oz clear soil jar
BP1U	1 liter unpreserved plastic		DG9M	40mL MeOH clear vial		WGFX	4oz wide jar w/hexane wipe
BP1Z	1 liter NaOH, Zn, Ac		DG9T	40mL Na Thio amber vial		ZPLC	Ziploc Bag
BP2N	500mL HNO3 plastic		DG9U	40mL unpreserved **amber** vial			
BP2O	500mL NaOH plastic		I	Wipe/Swab			

Sample Condition Upon Receipt

Pace Analytical

Client Name: Brown + Caldwell Project # 256499

Courier: ☑ Fed Ex ☐ UPS ☐ USPS ☐ Client ☐ Commercial ☐ Pace Other _____

Tracking #: 873882114936 #00043

Custody Seal on Cooler/Box Present: ☑ Yes ☐ No Seals intact: ☑ Yes ☐ No

Packing Material: ☐ Bubble Wrap ☑ Bubble Bags ☐ None ☐ Other _____ Temp. Blank (Yes) ____ No ____

Thermometer Used 132013 or 101731962 or 226099 Type of Ice: (Wet) Blue None ☐ Samples on ice, cooling process has begun

Cooler Temperature 1.4 Biological Tissue is Frozen: Yes No

Temp should be above freezing ≤ 6°C

Date and Initials of person examining contents: NJS 2/5/11

Comments:

Chain of Custody Present:	☑Yes	☐No	☐N/A	1.
Chain of Custody Filled Out:	☑Yes	☐No	☐N/A	2.
Chain of Custody Relinquished:	☑Yes	☐No	☐N/A	3.
Sampler Name & Signature on COC:	☑Yes	☐No	☐N/A	4.
Samples Arrived within Hold Time:	☑Yes	☐No	☐N/A	5.
Short Hold Time Analysis (<72hr):	☐Yes	☑No	☐N/A	6.
Rush Turn Around Time Requested:	☐Yes	☑No	☐N/A	7.
Sufficient Volume:	☑Yes	☐No	☐N/A	8.
Correct Containers Used:	☑Yes	☐No	☐N/A	9.
-Pace Containers Used:	☑Yes	☐No	☐N/A	
Containers Intact:	☑Yes	☐No	☐N/A	10.
Filtered volume received for Dissolved tests	☐Yes	☐No	☑N/A	11.
Sample Labels match COC:	☑Yes	☐No	☐N/A	12.
-Includes date/time/ID/Analysis Matrix: Soil				
All containers needing preservation have been checked.	☐Yes	☐No	☑N/A	13.
All containers needing preservation are found to be in compliance with EPA recommendation.	☐Yes	☐No	☑N/A	
Exceptions: VOA, coliform, TOC, O&G				Initial when completed: ____ Lot # of added preservative: ____
Samples checked for dechlorination:	☐Yes	☐No	☑N/A	14.
Headspace in VOA Vials (>6mm):	☐Yes	☐No	☑N/A	15.
Trip Blanks Present:	☑Yes	☐No	☐N/A	16.
Trip Blank Custody Seals Present	☐Yes	☑No	☐N/A	
Pace Trip Blank Lot # (if purchased): ____				

Client Notification/ Resolution: Field Data Required? Y / N

Person Contacted: _____ Date/Time: _____

Comments/ Resolution: _____

Project Manager Review: JENNI GROSS **Date:** 2/7/11

Note: Whenever there is a discrepancy affecting North Carolina compliance samples, a copy of this form will be sent to the North Carolina DEHNR Certification Office (i.e out of hold, incorrect preservative, out of temp, incorrect containers)

Pace Analytical Services, Inc.
940 South Harney
Seattle, WA 98108
(206)767-5060

March 07, 2011

Joshua Johnson
Brown & Caldwell
724 Columbia St. NW#420
Olympia, WA 98501

RE: Project: East Bay Redevelopment 138130
Pace Project No.: 256690

Dear Joshua Johnson:
Enclosed are the analytical results for sample(s) received by the laboratory on February 18, 2011. The results relate only to the samples included in this report. Results reported herein conform to the most current NELAC standards, where applicable, unless otherwise narrated in the body of the report.

If you have any questions concerning this report, please feel free to contact me.

Sincerely,

Jennifer Gross

jennifer.gross@pacelabs.com
Project Manager

Enclosures

cc: Jon Turk, Brown & Caldwell

This report shall not be reproduced, except in full,
without the written consent of Pace Analytical Services, Inc..

Pace Analytical Services, Inc.
940 South Harney
Seattle, WA 98108
(206)767-5060

CERTIFICATIONS

Project: East Bay Redevelopment 138130
Pace Project No.: 256690

Minnesota Certification IDs

1700 Elm Street SE Suite 200, Minneapolis, MN 55414
A2LA Certification #: 2926.01
Alaska Certification #: UST-078
Alaska Certification #MN00064
Arizona Certification #: AZ-0014
Arkansas Certification #: 88-0680
California Certification #: 01155CA
EPA Region 8 Certification #: Pace
Florida/NELAP Certification #: E87605
Georgia Certification #: 959
Idaho Certification #: MN00064
Illinois Certification #: 200011
Iowa Certification #: 368
Kansas Certification #: E-10167
Louisiana Certification #: 03086
Louisiana Certification #: LA080009
Maine Certification #: 2007029
Maryland Certification #: 322
Michigan DEQ Certification #: 9909
Minnesota Certification #: 027-053-137
Mississippi Certification #: Pace
Montana Certification #: MT CERT0092
Nevada Certification #: MN_00064
Nebraska Certification #: Pace
New Jersey Certification #: MN-002
New Mexico Certification #: Pace
New York Certification #: 11647
North Carolina Certification #: 530
North Dakota Certification #: R-036
North Dakota Certification #: R-036A
Ohio VAP Certification #: CL101
Oklahoma Certification #: D9921
Oklahoma Certification #: 9507
Oregon Certification #: MN200001
Pennsylvania Certification #: 68-00563
Puerto Rico Certification
Tennessee Certification #: 02818
Texas Certification #: T104704192
Washington Certification #: C754
Wisconsin Certification #: 999407970
A2LA cert#

This report shall not be reproduced, except in full,
without the written consent of Pace Analytical Services, Inc..

Pace Analytical Services, Inc.
940 South Harney
Seattle, WA 98108
(206)767-5060

SAMPLE ANALYTE COUNT

Project: East Bay Redevelopment 138130
Pace Project No.: 256690

Lab ID	Sample ID	Method	Analysts	Analytes Reported	Laboratory
256690001	**SPL-31-1**	EPA 6020	RJS	5	PASI-M
		% Moisture	JDL	1	PASI-M
256690002	**SPL-31-2**	EPA 6020	RJS	5	PASI-M
		% Moisture	JDL	1	PASI-M
256690003	**SPL-31-3**	EPA 6020	RJS	5	PASI-M
		% Moisture	JDL	1	PASI-M
256690004	**SPL-31-4**	EPA 6020	RJS	5	PASI-M
		% Moisture	JDL	1	PASI-M
256690005	**SPL-31-5**	EPA 6020	RJS	5	PASI-M
		% Moisture	JDL	1	PASI-M
256690006	**SPL-31-6**	EPA 6020	RJS	5	PASI-M
		% Moisture	JDL	1	PASI-M
256690007	**SPL-32-1**	EPA 6020	RJS	5	PASI-M
		% Moisture	JDL	1	PASI-M
256690008	**SPL-32-2**	EPA 6020	RJS	5	PASI-M
		% Moisture	JDL	1	PASI-M
256690009	**SPL-32-3**	EPA 6020	RJS	5	PASI-M
		% Moisture	JDL	1	PASI-M

This report shall not be reproduced, except in full,
without the written consent of Pace Analytical Services, Inc..

Pace Analytical Services, Inc.
940 South Harney
Seattle, WA 98108
(206)767-5060

ANALYTICAL RESULTS

Project: East Bay Redevelopment 138130
Pace Project No.: 256690

Sample: SPL-31-1 **Lab ID: 256690001** Collected: 02/18/11 10:45 Received: 02/18/11 15:50 Matrix: Solid

Results reported on a "dry-weight" basis

Parameters	Results	Units	Report Limit	DF	Prepared	Analyzed	CAS No.	Qual
6020 MET ICPMS	Analytical Method: EPA 6020							
Arsenic	**10.4**	mg/kg	1.6	20	02/23/11 09:20	02/24/11 06:04	7440-38-2	M6
Cadmium	ND	mg/kg	0.26	20	02/23/11 09:20	02/24/11 06:04	7440-43-9	
Copper	**29.1**	mg/kg	1.6	20	02/23/11 09:20	02/24/11 06:04	7440-50-8	M6
Lead	**9.2**	mg/kg	1.6	20	02/23/11 09:20	02/24/11 06:04	7439-92-1	
Nickel	**29.5**	mg/kg	1.6	20	02/23/11 09:20	02/24/11 06:04	7440-02-0	
Dry Weight	Analytical Method: % Moisture							
Percent Moisture	**70.0**	%	0.10	1		02/24/11 00:00		

Sample: SPL-31-2 **Lab ID: 256690002** Collected: 02/18/11 11:00 Received: 02/18/11 15:50 Matrix: Solid

Results reported on a "dry-weight" basis

Parameters	Results	Units	Report Limit	DF	Prepared	Analyzed	CAS No.	Qual
6020 MET ICPMS	Analytical Method: EPA 6020							
Arsenic	**4.1**	mg/kg	0.53	20	02/23/11 09:20	02/24/11 06:40	7440-38-2	
Cadmium	**0.11**	mg/kg	0.085	20	02/23/11 09:20	02/24/11 06:40	7440-43-9	
Copper	**23.8**	mg/kg	0.53	20	02/23/11 09:20	02/24/11 06:40	7440-50-8	
Lead	**3.9**	mg/kg	0.53	20	02/23/11 09:20	02/24/11 06:40	7439-92-1	
Nickel	**26.5**	mg/kg	0.53	20	02/23/11 09:20	02/24/11 06:40	7440-02-0	
Dry Weight	Analytical Method: % Moisture							
Percent Moisture	**21.2**	%	0.10	1		02/24/11 00:00		

Sample: SPL-31-3 **Lab ID: 256690003** Collected: 02/18/11 11:10 Received: 02/18/11 15:50 Matrix: Solid

Results reported on a "dry-weight" basis

Parameters	Results	Units	Report Limit	DF	Prepared	Analyzed	CAS No.	Qual
6020 MET ICPMS	Analytical Method: EPA 6020							
Arsenic	**2.4**	mg/kg	0.51	20	02/23/11 09:20	02/24/11 06:45	7440-38-2	
Cadmium	ND	mg/kg	0.081	20	02/23/11 09:20	02/24/11 06:45	7440-43-9	
Copper	**10.6**	mg/kg	0.51	20	02/23/11 09:20	02/24/11 06:45	7440-50-8	
Lead	**4.8**	mg/kg	0.51	20	02/23/11 09:20	02/24/11 06:45	7439-92-1	
Nickel	**16.3**	mg/kg	0.51	20	02/23/11 09:20	02/24/11 06:45	7440-02-0	
Dry Weight	Analytical Method: % Moisture							
Percent Moisture	**11.2**	%	0.10	1		02/24/11 00:00		

This report shall not be reproduced, except in full,
without the written consent of Pace Analytical Services, Inc..

Pace Analytical Services, Inc.
940 South Harney
Seattle, WA 98108
(206)767-5060

ANALYTICAL RESULTS

Project: East Bay Redevelopment 138130
Pace Project No.: 256690

Sample: SPL-31-4 **Lab ID: 256690004** Collected: 02/18/11 11:20 Received: 02/18/11 15:50 Matrix: Solid

Results reported on a "dry-weight" basis

Parameters	Results	Units	Report Limit	DF	Prepared	Analyzed	CAS No.	Qual
6020 MET ICPMS	Analytical Method: EPA 6020							
Arsenic	**5.7**	mg/kg	0.43	20	02/23/11 09:20	02/24/11 06:49	7440-38-2	
Cadmium	**0.16**	mg/kg	0.068	20	02/23/11 09:20	02/24/11 06:49	7440-43-9	
Copper	**23.3**	mg/kg	0.43	20	02/23/11 09:20	02/24/11 06:49	7440-50-8	
Lead	**9.4**	mg/kg	0.43	20	02/23/11 09:20	02/24/11 06:49	7439-92-1	
Nickel	**36.4**	mg/kg	0.43	20	02/23/11 09:20	02/24/11 06:49	7440-02-0	
Dry Weight	Analytical Method: % Moisture							
Percent Moisture	**10.5**	%	0.10	1		02/24/11 00:00		

Sample: SPL-31-5 **Lab ID: 256690005** Collected: 02/18/11 11:40 Received: 02/18/11 15:50 Matrix: Solid

Results reported on a "dry-weight" basis

Parameters	Results	Units	Report Limit	DF	Prepared	Analyzed	CAS No.	Qual
6020 MET ICPMS	Analytical Method: EPA 6020							
Arsenic	**1.6**	mg/kg	0.72	20	02/23/11 09:20	02/24/11 06:54	7440-38-2	
Cadmium	ND	mg/kg	0.11	20	02/23/11 09:20	02/24/11 06:54	7440-43-9	
Copper	**5.5**	mg/kg	0.72	20	02/23/11 09:20	02/24/11 06:54	7440-50-8	
Lead	**2.1**	mg/kg	1.4	40	02/23/11 09:20	02/24/11 13:37	7439-92-1	
Nickel	**3.6**	mg/kg	0.72	20	02/23/11 09:20	02/24/11 06:54	7440-02-0	
Dry Weight	Analytical Method: % Moisture							
Percent Moisture	**40.4**	%	0.10	1		02/24/11 00:00		

Sample: SPL-31-6 **Lab ID: 256690006** Collected: 02/18/11 11:50 Received: 02/18/11 15:50 Matrix: Solid

Results reported on a "dry-weight" basis

Parameters	Results	Units	Report Limit	DF	Prepared	Analyzed	CAS No.	Qual
6020 MET ICPMS	Analytical Method: EPA 6020							
Arsenic	**4.5**	mg/kg	1.7	20	02/23/11 09:20	02/24/11 06:58	7440-38-2	
Cadmium	ND	mg/kg	0.28	20	02/23/11 09:20	02/24/11 06:58	7440-43-9	
Copper	**12.6**	mg/kg	1.7	20	02/23/11 09:20	02/24/11 06:58	7440-50-8	
Lead	**4.9**	mg/kg	3.5	40	02/23/11 09:20	02/24/11 13:42	7439-92-1	
Nickel	**9.1**	mg/kg	1.7	20	02/23/11 09:20	02/24/11 06:58	7440-02-0	
Dry Weight	Analytical Method: % Moisture							
Percent Moisture	**78.0**	%	0.10	1		02/24/11 00:00		

This report shall not be reproduced, except in full,
without the written consent of Pace Analytical Services, Inc..

Pace Analytical Services, Inc.
940 South Harney
Seattle, WA 98108
(206)767-5060

ANALYTICAL RESULTS

Project: East Bay Redevelopment 138130
Pace Project No.: 256690

Sample: SPL-32-1 **Lab ID: 256690007** Collected: 02/18/11 12:00 Received: 02/18/11 15:50 Matrix: Solid

Results reported on a "dry-weight" basis

Parameters	Results	Units	Report Limit	DF	Prepared	Analyzed	CAS No.	Qual
6020 MET ICPMS	Analytical Method: EPA 6020							
Arsenic	**4.9**	mg/kg	0.64	20	02/23/11 09:20	02/24/11 07:03	7440-38-2	
Cadmium	**0.48**	mg/kg	0.10	20	02/23/11 09:20	02/24/11 07:03	7440-43-9	
Copper	**59.9**	mg/kg	0.64	20	02/23/11 09:20	02/24/11 07:03	7440-50-8	
Lead	**165**	mg/kg	0.64	20	02/23/11 09:20	02/24/11 07:03	7439-92-1	
Nickel	**23.9**	mg/kg	0.64	20	02/23/11 09:20	02/24/11 07:03	7440-02-0	
Dry Weight	Analytical Method: % Moisture							
Percent Moisture	**27.8**	%	0.10	1		02/24/11 00:00		

Sample: SPL-32-2 **Lab ID: 256690008** Collected: 02/18/11 12:15 Received: 02/18/11 15:50 Matrix: Solid

Results reported on a "dry-weight" basis

Parameters	Results	Units	Report Limit	DF	Prepared	Analyzed	CAS No.	Qual
6020 MET ICPMS	Analytical Method: EPA 6020							
Arsenic	**4.8**	mg/kg	0.64	20	02/23/11 09:20	02/24/11 07:07	7440-38-2	
Cadmium	**0.17**	mg/kg	0.10	20	02/23/11 09:20	02/24/11 07:07	7440-43-9	
Copper	**35.8**	mg/kg	0.64	20	02/23/11 09:20	02/24/11 07:07	7440-50-8	
Lead	**63.2**	mg/kg	0.64	20	02/23/11 09:20	02/24/11 07:07	7439-92-1	
Nickel	**34.3**	mg/kg	0.64	20	02/23/11 09:20	02/24/11 07:07	7440-02-0	
Dry Weight	Analytical Method: % Moisture							
Percent Moisture	**30.8**	%	0.10	1		02/24/11 00:00		

Sample: SPL-32-3 **Lab ID: 256690009** Collected: 02/18/11 12:30 Received: 02/18/11 15:50 Matrix: Solid

Results reported on a "dry-weight" basis

Parameters	Results	Units	Report Limit	DF	Prepared	Analyzed	CAS No.	Qual
6020 MET ICPMS	Analytical Method: EPA 6020							
Arsenic	**3.3**	mg/kg	0.51	20	02/23/11 09:20	02/24/11 07:12	7440-38-2	
Cadmium	**0.22**	mg/kg	0.081	20	02/23/11 09:20	02/24/11 07:12	7440-43-9	
Copper	**36.1**	mg/kg	0.51	20	02/23/11 09:20	02/24/11 07:12	7440-50-8	
Lead	**66.1**	mg/kg	0.51	20	02/23/11 09:20	02/24/11 07:12	7439-92-1	
Nickel	**19.5**	mg/kg	0.51	20	02/23/11 09:20	02/24/11 07:12	7440-02-0	
Dry Weight	Analytical Method: % Moisture							
Percent Moisture	**25.9**	%	0.10	1		02/24/11 00:00		

This report shall not be reproduced, except in full,
without the written consent of Pace Analytical Services, Inc..

Pace Analytical Services, Inc.
940 South Harney
Seattle, WA 98108
(206)767-5060

QUALITY CONTROL DATA

Project: East Bay Redevelopment 138130
Pace Project No.: 256690

QC Batch: ICPM/24797 Analysis Method: EPA 6020
QC Batch Method: EPA 6020 Analysis Description: 6020 MET
Associated Lab Samples: 256690001, 256690002, 256690003, 256690004, 256690005, 256690006, 256690007, 256690008, 256690009

METHOD BLANK: 933707 Matrix: Solid
Associated Lab Samples: 256690001, 256690002, 256690003, 256690004, 256690005, 256690006, 256690007, 256690008, 256690009

Parameter	Units	Blank Result	Reporting Limit	Analyzed	Qualifiers
Arsenic	mg/kg	ND	0.48	02/24/11 06:31	
Cadmium	mg/kg	ND	0.077	02/24/11 06:31	
Copper	mg/kg	ND	0.48	02/24/11 06:31	
Lead	mg/kg	ND	0.48	02/24/11 06:31	
Nickel	mg/kg	ND	0.48	02/24/11 06:31	

LABORATORY CONTROL SAMPLE: 933708

Parameter	Units	Spike Conc.	LCS Result	LCS % Rec	% Rec Limits	Qualifiers
Arsenic	mg/kg	20	20.3	102	75-125	
Cadmium	mg/kg	20	19.9	99	75-125	
Copper	mg/kg	20	21.2	106	75-125	
Lead	mg/kg	20	20.2	101	75-125	
Nickel	mg/kg	20	20.9	105	75-125	

MATRIX SPIKE & MATRIX SPIKE DUPLICATE: 933709 933710

Parameter	Units	256690001 Result	MS Spike Conc.	MSD Spike Conc.	MS Result	MSD Result	MS % Rec	MSD % Rec	% Rec Limits	RPD	Qual
Arsenic	mg/kg	10.4	57	57	84.0	67.2	129	100	75-125	22	D6,M6
Cadmium	mg/kg	ND	57	57	57.7	57.0	101	100	75-125	1	
Copper	mg/kg	29.1	57	57	102	87.9	127	103	75-125	15	M6
Lead	mg/kg	9.2	57	57	67.6	65.0	103	98	75-125	4	
Nickel	mg/kg	29.5	57	57	101	91.5	125	109	75-125	9	

This report shall not be reproduced, except in full,
without the written consent of Pace Analytical Services, Inc..

Pace Analytical Services, Inc.
940 South Harney
Seattle, WA 98108
(206)767-5060

QUALITY CONTROL DATA

Project: East Bay Redevelopment 138130
Pace Project No.: 256690

QC Batch: MPRP/24857 Analysis Method: % Moisture
QC Batch Method: % Moisture Analysis Description: Dry Weight/Percent Moisture
Associated Lab Samples: 256690001, 256690002, 256690003, 256690004, 256690005, 256690006, 256690007, 256690008, 256690009

SAMPLE DUPLICATE: 935359

Parameter	Units	10150247003 Result	Dup Result	RPD	Qualifiers
Percent Moisture	%	18.2	17.5	4	

SAMPLE DUPLICATE: 935426

Parameter	Units	10150342002 Result	Dup Result	RPD	Qualifiers
Percent Moisture	%	9.9	8.9	11	

This report shall not be reproduced, except in full,
without the written consent of Pace Analytical Services, Inc..

Pace Analytical Services, Inc.
940 South Harney
Seattle, WA 98108
(206)767-5060

QUALIFIERS

Project: East Bay Redevelopment 138130
Pace Project No.: 256690

DEFINITIONS

DF - Dilution Factor, if reported, represents the factor applied to the reported data due to changes in sample preparation, dilution of the sample aliquot, or moisture content.

ND - Not Detected at or above adjusted reporting limit.

J - Estimated concentration above the adjusted method detection limit and below the adjusted reporting limit.

MDL - Adjusted Method Detection Limit.

S - Surrogate

1,2-Diphenylhydrazine (8270 listed analyte) decomposes to Azobenzene.

Consistent with EPA guidelines, unrounded data are displayed and have been used to calculate % recovery and RPD values.

LCS(D) - Laboratory Control Sample (Duplicate)

MS(D) - Matrix Spike (Duplicate)

DUP - Sample Duplicate

RPD - Relative Percent Difference

NC - Not Calculable.

SG - Silica Gel Clean-Up

N-Nitrosodiphenylamine decomposes and cannot be separated from Diphenylamine using Method 8270. The result reported for each analyte is a combined concentration.

Pace Analytical is NELAP accredited. Contact your Pace PM for the current list of accredited analytes.

LABORATORIES

PASI-M	Pace Analytical Services - Minneapolis

ANALYTE QUALIFIERS

D6	The relative percent difference (RPD) between the sample and sample duplicate exceeded laboratory control limits.
M6	Matrix spike and Matrix spike duplicate recovery not evaluated against control limits due to sample dilution.

This report shall not be reproduced, except in full,
without the written consent of Pace Analytical Services, Inc..

Pace Analytical Services, Inc.
940 South Harney
Seattle, WA 98108
(206)767-5060

QUALITY CONTROL DATA CROSS REFERENCE TABLE

Project: East Bay Redevelopment 138130
Pace Project No.: 256690

Lab ID	Sample ID	QC Batch Method	QC Batch	Analytical Method	Analytical Batch
256690001	**SPL-31-1**	EPA 6020	ICPM/24797	EPA 6020	ICPM/10108
256690002	**SPL-31-2**	EPA 6020	ICPM/24797	EPA 6020	ICPM/10108
256690003	**SPL-31-3**	EPA 6020	ICPM/24797	EPA 6020	ICPM/10108
256690004	**SPL-31-4**	EPA 6020	ICPM/24797	EPA 6020	ICPM/10108
256690005	**SPL-31-5**	EPA 6020	ICPM/24797	EPA 6020	ICPM/10108
256690006	**SPL-31-6**	EPA 6020	ICPM/24797	EPA 6020	ICPM/10108
256690007	**SPL-32-1**	EPA 6020	ICPM/24797	EPA 6020	ICPM/10108
256690008	**SPL-32-2**	EPA 6020	ICPM/24797	EPA 6020	ICPM/10108
256690009	**SPL-32-3**	EPA 6020	ICPM/24797	EPA 6020	ICPM/10108
256690001	**SPL-31-1**	% Moisture	MPRP/24857		
256690002	**SPL-31-2**	% Moisture	MPRP/24857		
256690003	**SPL-31-3**	% Moisture	MPRP/24857		
256690004	**SPL-31-4**	% Moisture	MPRP/24857		
256690005	**SPL-31-5**	% Moisture	MPRP/24857		
256690006	**SPL-31-6**	% Moisture	MPRP/24857		
256690007	**SPL-32-1**	% Moisture	MPRP/24857		
256690008	**SPL-32-2**	% Moisture	MPRP/24857		
256690009	**SPL-32-3**	% Moisture	MPRP/24857		

This report shall not be reproduced, except in full,
without the written consent of Pace Analytical Services, Inc..

Pace Analytical
www.pacelabs.com

CHAIN-OF-CUSTODY / Analytical Request Document

The Chain-of-Custody is a LEGAL DOCUMENT. All relevant fields must be completed accurately.

256690

Page: 1 of 1

1446268

Section A Required Client Information:

Company: BROWN AND CALDWELL
Address: 724 COLUMBIA ST NW #420
OLYMPIA, WA 98501
Email To: jturk@brwncald.com
Phone: 360 943 7525 Fax: 360 943 7513
Requested Due Date/TAT: 10 Day

Section B Required Project Information:

Report To: JON TURK
Copy To: JOSH JOHNSON
Purchase Order No.:
Project Name: EAST BAY REDEVELOPMENT
Project Number: 138130

Section C Invoice Information:

Attention: JON TURK
Company Name:
Address:
Pace Quote Reference:
Pace Project Manager:
Pace Profile #:

REGULATORY AGENCY

☐ NPDES ☐ GROUND WATER ☐ DRINKING WATER
☐ UST ☐ RCRA ☒ OTHER ECY

Site Location STATE: WA

Section D Required Client Information

SAMPLE ID (A-Z, 0-9 / ,-) Sample IDs MUST BE UNIQUE

Matrix Codes (MATRIX / CODE): Drinking Water DW; Water WT; Waste Water WW; Product P; Soil/Solid SL; Oil OL; Wipe WP; Air AR; Tissue TS; Other OT

Requested Analysis Filtered (Y/N)

ITEM #	SAMPLE ID	MATRIX CODE (see valid codes to left)	SAMPLE TYPE (G=GRAB C=COMP)	COLLECTED COMPOSITE START DATE	COMPOSITE START TIME	COMPOSITE END/GRAB DATE	COMPOSITE END/GRAB TIME	SAMPLE TEMP AT COLLECTION	# OF CONTAINERS	Preservatives: Unpreserved	H_2SO_4	HNO_3	HCl	NaOH	$Na_2S_2O_3$	Methanol	Other	Analysis Test Y/N	Cu, Cd, Pb, As, Ni	Dioxin, Furans	TPH-Hc, TPH-D	cPAH, Naphthalene	BTEX, TPH-G	Residual Chlorine (Y/N)	Pace Project No./ Lab I.D.
1	SPL-31-1	SL	G			02-18-11	10:45		7	X						X	X				SG		SG		
2	SPL-31-2						11:00																		
3	SPL-31-3						11:10																		
4	SPL-31-4						11:20																		
5	SPL-31-5						11:40																		
6	SPL-31-6						11:50																		
7	SPL-32-1						12:00																		
8	SPL-32-2						12:15																		
9	SPL-32-3						12:30																		
10	TB021811																								
11																									
12																									

ADDITIONAL COMMENTS	RELINQUISHED BY / AFFILIATION	DATE	TIME	ACCEPTED BY / AFFILIATION	DATE	TIME	SAMPLE CONDITIONS			
Temp Blank included	Ada Hamilton / BC	2/18/11	15:50	Jyothi Swaroop	2/18/11	1550	9.9	4	N	4

ORIGINAL

SAMPLER NAME AND SIGNATURE

PRINT Name of SAMPLER: ADA HAMILTON

SIGNATURE of SAMPLER: [signature] DATE Signed (MM/DD/YY): 02-18-11

Temp in °C | Received on Ice (Y/N) | Custody Sealed Cooler (Y/N) | Samples Intact (Y/N)

*Important Note: By signing this form you are accepting Pace's NET 30 day payment terms and agreeing to late charges of 1.5% per month for any invoices not paid within 30 days.

Sample Container Count

CLIENT: Brown + Caldwell

Pace Analytical™ www.pacelabs.com

COC PAGE 1 of 1

COC ID# 256690

Sample Line Item	VG9H	AG1H	AG1U	BG1H	BP1U	BP2U	BP3U	BP2N	BP2S	WGFU	WGKU				Comments
1										2					
2										2					
3										2					
4										2					
5										2					
6										2					
7										2					
8										2					
9										2					
10															
11															
12															Trip Blank? No

AG1H	1 liter HCL amber glass		BP2S	500mL H2SO4 plastic		JGFU	4oz unpreserved amber wide
AG1U	1liter unpreserved amber glass		BP2U	500mL unpreserved plastic		R	terra core kit
AG2S	500mL H2SO4 amber glass		BP2Z	500mL NaOH, Zn Ac		U	Summa Can
AG2U	500mL unpreserved amber glass		BP3C	250mL NaOH plastic		VG9H	40mL HCL clear vial
AG3S	250mL H2SO4 amber glass		BP3N	250mL HNO3 plastic		VG9T	40mL Na Thio. clear vial
BG1H	1 liter HCL clear glass		BP3S	250mL H2SO4 plastic		VG9U	40mL unpreserved **clear** vial
BG1U	1 liter unpreserved glass		BP3U	250mL unpreserved plastic		VG9W	40mL glass vial preweighted (EPA 5035)
BP1N	1 liter HNO3 plastic		DG9B	40mL Na Bisulfate amber vial		VSG	Headspace septa vial & HCL
BP1S	1 liter H2SO4 plastic		DG9H	40mL HCL amber voa vial		WGFU	4oz clear soil jar
BP1U	1 liter unpreserved plastic		DG9M	40mL MeOH clear vial		WGFX	4oz wide jar w/hexane wipe
BP1Z	1 liter NaOH, Zn, Ac		DG9T	40mL Na Thio amber vial		ZPLC	Ziploc Bag
BP2N	500mL HNO3 plastic		DG9U	40mL unpreserved **amber** vial			
BP2O	500mL NaOH plastic		I	Wipe/Swab			

Sample Condition Upon Receipt

Pace Analytical

Client Name: Brown & Caldwell Project # 256690

Courier: ☐ Fed Ex ☐ UPS ☐ USPS ☑ Client ☐ Commercial ☐ Pace Other _____

Tracking #: _____

Custody Seal on Cooler/Box Present: ☐ Yes ☑ No Seals intact: ☐ Yes ☐ No

Packing Material: ☐ Bubble Wrap ☑ Bubble Bags ☐ None ☐ Other _____ Temp. Blank Yes ____ No ____

Thermometer Used 132013 or 101731952 or 225099 Type of Ice: Wet Blue None ☑ Samples on ice, cooling process has begun

Cooler Temperature 9.9°C Biological Tissue is Frozen: Yes No

Date and Initials of person examining contents: NJS 2/18/11

Temp should be above freezing ≤ 6°C

		Comments:
Chain of Custody Present:	☑Yes ☐No ☐N/A	1.
Chain of Custody Filled Out:	☑Yes ☐No ☐N/A	2.
Chain of Custody Relinquished:	☑Yes ☐No ☐N/A	3.
Sampler Name & Signature on COC:	☑Yes ☐No ☐N/A	4.
Samples Arrived within Hold Time:	☑Yes ☐No ☐N/A	5.
Short Hold Time Analysis (<72hr):	☐Yes ☑No ☐N/A	6.
Rush Turn Around Time Requested:	☐Yes ☑No ☐N/A	7.
Follow Up / Hold Analysis Requested:	☐Yes ☑No ☐N/A	8.
Sufficient Volume:	☑Yes ☐No ☐N/A	9.
Correct Containers Used:	☑Yes ☐No ☐N/A	10.
-Pace Containers Used:	☑Yes ☐No ☐N/A	
Containers Intact:	☑Yes ☐No ☐N/A	11.
Filtered volume received for Dissolved tests	☐Yes ☐No ☑N/A	12.
Sample Labels match COC:	☑Yes ☐No ☐N/A	13.
-Includes date/time/ID/Analysis Matrix: Soil		
All containers needing preservation have been checked.	☐Yes ☐No ☑N/A	14.
All containers needing preservation are found to be in compliance with EPA recommendation.	☐Yes ☐No ☑N/A	
Exceptions: VOA, coliform, TOC, O&G		Initial when completed ____ Lot # of added preservative ____
Samples checked for dechlorination:	☐Yes ☐No ☑N/A	15.
Headspace in VOA Vials (>6mm):	☐Yes ☐No ☑N/A	16.
Trip Blanks Present:	☐Yes ☑No ☐N/A	17.
Trip Blank Custody Seals Present	☐Yes ☐No ☑N/A	
Pace Trip Blank Lot # (if purchased): ____		

Client Notification/ Resolution: Field Data Required? Y / N

Person Contacted: _____ Date/Time: _____

Comments/ Resolution: _____

Project Manager Review: JENNI GROSS Date: 2/18/11

Note: Whenever there is a discrepancy affecting North Carolina compliance samples, a copy of this form will be sent to the North Carolina DEHNR Certification Office (i.e out of hold, incorrect preservative, out of temp, incorrect containers)

Pace Analytical™

www.pacelabs.com

Pace Analytical Services, Inc.
1700 Elm Street
Minneapolis, MN 55414
Phone: 612.607.1700
Fax: 612.607.6444

Report Prepared for:

Jennifer Gross
PASI Seattle
940 S. Harney Street
Seattle WA 98108

REPORT OF LABORATORY ANALYSIS FOR PCDD/PCDF

Report Information:

Pace Project #: 10150056
Sample Receipt Date: 02/19/2011
Client Project #: 256690
Client Sub PO #: N/A
State Cert #: C755

Invoicing & Reporting Options:

The report provided has been invoiced as a Level 2 PCDD/PCDF Report. If an upgrade of this report package is requested, an additional charge may be applied.

Please review the attached invoice for accuracy and forward any questions to Nate Habte, your Pace Project Manager.

This report has been reviewed by:

March 04, 2011

Nate Habte, Project Manager
(612) 607-6407
(612) 607-6444 (fax)
natnael.habte@pacelabs.com

ACCREDITED IN ACCORDANCE WITH nelac

Report of Laboratory Analysis

This report should not be reproduced, except in full, without the written consent of Pace Analytical Services, Inc.

The results relate only to the samples included in this report.

Report Prepared Date:
March 4, 2011

Pace Analytical Services, Inc.
1700 Elm Street
Minneapolis, MN 55414
Phone: 612.607.1700
Fax: 612.607.6444

DISCUSSION

This report presents the results from the analyses performed on nine samples submitted by a representative of Pace Analytical Services, Inc. The samples were analyzed for the presence or absence of polychlorodibenzo-p-dioxins (PCDDs) and polychlorodibenzofurans (PCDFs) using a modified version of USEPA Method 8290. Reporting limits were based on signal-to-noise measurements.

The recoveries of the isotopically-labeled PCDD/PCDF internal standards in the sample extracts ranged from 58-97%. All of the labeled standard recoveries obtained for this project were within the 40-135% target range specified in Method 8290. Also, since the quantification of the native 2,3,7,8-substituted congeners was based on isotope dilution, the data were automatically corrected for variation in recovery and accurate values were obtained.

In some cases, interfering substances impacted the determinations of PCDD or PCDF congeners; the affected values were flagged "I" where incorrect isotope ratios were obtained or "P" where polychlorinated diphenyl ethers were present. Values above the calibration range were flagged "E" and should be regarded as estimates.

A laboratory method blank was prepared and analyzed with the sample batch as part of our routine quality control procedures. The results show the blank to contain trace levels of selected congeners. These were below the calibration range of the method. The levels reported for the affected congeners in the field samples were higher than the corresponding blank levels by one or more orders of magnitude. These results indicate that the sample processing steps did not contribute significantly to the levels reported for the field samples.

Laboratory and matrix spike samples were also prepared with the sample batch using clean sand or sample matrix that had been fortified with native standard materials. The results show that the spiked native compounds were generally recovered at 90-127%, with relative percent differences (RPDs) generally from 0.4-12.4%. The background-subtracted recovery values obtained for most of the hepta and octa-chlorinated congeners in the matrix spike samples were outside the 70-130% target range. Also, the RPD values for 1,2,3,4,6,7,8-HpCDF, HpCDD, OCDF, and OCDD in the matrix spike samples were above the 20% target upper limit; these results may indicate elevated degrees of variability for these congeners in these determinations.

REPORT OF LABORATORY ANALYSIS

This report shall not be reproduced, except in full,
without the written consent of Pace Analytical Services, Inc.

Pace Analytical Services, Inc.
1700 Elm Street - Suite 200
Minneapolis, MN 55414

Tel: 612-607-1700
Fax: 612- 607-6444

Minnesota Laboratory Certifications

Authority	Certificate #	Authority	Certificate #
Alabama	40770	Montana	92
Alaska	MN00064	Nebraska	
Arizona	AZ0014	Nevada	MN000642010A
Arkansas	88-0680	New Jersey (NE	MN002
California	01155CA	New Mexico	MN00064
Colorado	MN00064	New York (NEL	11647
Connecticut	PH-0256	North Carolina	27700
EPA Region 5	WD-15J	North Dakota	R-036
EPA Region 8	8TMS-Q	Ohio	4150
Florida (NELAP	E87605	Ohio VAP	CL101
Georgia (DNR)	959	Oklahoma	D9922
Guam	09-019r	Oregon (ELAP)	MN200001-005
Hawaii	SLD	Oregon (OREL	MN200001-005
Idaho	MN00064	Pennsylvania	68-00563
Illinois	200012	Saipan	MP0003
Indiana	C-MN-01	South Carolina	74003001
Indiana	C-MN-01	Tennesee	2818
Iowa	368	Tennessee	02818
Kansas	E-10167	Texas	T104704192-08
Kentucky	90062	Utah (NELAP)	PAM
Louisiana	LA0900016	Virginia	00251
Maine	2007029	Washington	C755
Maryland	322	West Virginia	9952C
Michigan	9909	Wisconsin	999407970
Minnesota	027-053-137	Wyoming	8TMS-Q
Mississippi	MN00064		

REPORT OF LABORATORY ANALYSIS

This report shall not be reproduced, except in full,
without the written consent of Pace Analytical Services, Inc.

Appendix A

Sample Management

RUSH 10-Day Rush Dioxins

10150054 - 6020 & Dry weight
10150056 - Dioxin

Chain of Custody

Pace Analytical®
www.pacelabs.com

3/7/11

Workorder: 256690 **Workorder Name:** East Bay Redevelopment 138130 **Owner Received Date:** 2/18/2011 **Results Requested By:** 3/4/2011

Report To	Subcontract To
Jennifer Gross Pace Analytical Services, Inc. 940 South Harney Seattle WA 98108 Phone (206)767-5060 Fax (206)767-5063	Pace Analytical Minnesota 1700 Elm Street Suite 200 Minneapolis, MN 55414 Phone (612)607-1700

Item	Sample ID	Sample Type	Collect Date/Time	Lab ID	Matrix	Preserved Containers: Unpreserved	Requested Analysis: Dioxin, furans	Cu, Cd, Pb, Ni, As by 6020	% Dry weight	LAB USE ONLY
1	SPL-31-1	PS	2/18/2011 10:45	256690001	Solid	2	X	X	X	001
2	SPL-31-2	PS	2/18/2011 11:00	256690002	Solid	2	X	X	X	002
3	SPL-31-3	PS	2/18/2011 11:10	256690003	Solid	2	X	X	XX	003
4	SPL-31-4	PS	2/18/2011 11:20	256690004	Solid	2	X	XX	XX	004
5	SPL-31-5	PS	2/18/2011 11:20	256690005	Solid	2	X	XX	XX	005
6	SPL-31-6	PS	2/18/2011 11:50	256690006	Solid	2	X	XX	XX	006
7	SPL-32-1	PS	2/18/2011 12:00	256690007	Solid	2	X	XX	XX	007
8	SPL-32-2	PS	2/18/2011 12:15	256690008	Solid	2	X	XX	XX	008
9	SPL-32-3	PS	2/18/2011 12:30	256690009	Solid	2	X	X	X	009

Transfers	Released By	Date/Time	Received By	Date/Time
1	Shoth Swg	2/18/11 1700	[illegible]	2/19/11 1025
2				
3				

Comments: Due 3/7/11
10 Day Rush - Dioxins

Cooler Temperature on Receipt 2.0 °C | **Custody Seal** (Y) or N | **Received on Ice** (Y) or N | **Samples Intact** (Y) or N

Report No....10150056_8290 h211

Page 5 of 22

Sample Condition Upon Receipt

Pace Analytical

Client Name: PACE WA Project # 10150056

Courier: ☑ Fed Ex ☐ UPS ☐ USPS ☐ Client ☐ Commercial ☐ Pace Other _____

Tracking #: 7944 4504 2006

Optional: Proj. Due Date: Proj. Name:

Custody Seal on Cooler/Box Present: ☑ yes ☐ no Seals intact: ☑ yes ☐ no

Packing Material: ☐ Bubble Wrap ☑ Bubble Bags ☐ None ☐ Other _____ Temp Blank: Yes ____ No ✓

Thermometer Used: 80344042 or 179425 Type of Ice: (Wet) Blue None ☐ Samples on ice, cooling process has begun

Cooler Temperature: 2.0

Biological Tissue is Frozen: Yes No

Date and Initials of person examining contents: 2/14/11 NM

Temp should be above freezing to 6°C

Comments:

Chain of Custody Present:	☑Yes ☐No ☐N/A	1.
Chain of Custody Filled Out:	☑Yes ☐No ☐N/A	2.
Chain of Custody Relinquished:	☑Yes ☐No ☐N/A	3.
Sampler Name & Signature on COC:	☐Yes ☑No ☐N/A	4.
Samples Arrived within Hold Time:	☑Yes ☐No ☐N/A	5.
Short Hold Time Analysis (<72hr):	☑Yes ☐No ☐N/A	6.
Rush Turn Around Time Requested:	☑Yes ☐No ☐N/A	7. 10 DAY Dioxin
Sufficient Volume:	☑Yes ☐No ☐N/A	8.
Correct Containers Used:	☑Yes ☐No ☐N/A	9.
-Pace Containers Used:	☑Yes ☐No ☐N/A	
Containers Intact:	☑Yes ☐No ☐N/A	10.
Filtered volume received for Dissolved tests	☐Yes ☐No ☑N/A	11.
Sample Labels match COC:	☑Yes ☐No ☐N/A	12.
-Includes date/time/ID/Analysis Matrix: SL		
All containers needing acid/base preservation have been checked. Noncompliance are noted in 13.	☐Yes ☐No ☑N/A	13. ☐ HNO3 ☐ H2SO4 ☐ NaOH ☐ HCl
All containers needing preservation are found to be in compliance with EPA recommendation.	☐Yes ☐No ☑N/A	Samp #
Exceptions: VOA,Coliform, TOC, Oil and Grease, WI-DRO (water)	☐Yes ☑No	Initial when completed / Lot # of added preservative
Samples checked for dechlorination:	☐Yes ☐No ☑N/A	14.
Headspace in VOA Vials (>6mm):	☐Yes ☐No ☑N/A	15.
Trip Blank Present:	☐Yes ☑No ☐N/A	16.
Trip Blank Custody Seals Present	☐Yes ☐No ☑N/A	
Pace Trip Blank Lot # (if purchased): ____		

Client Notification/ Resolution: Field Data Required? Y / N

Person Contacted: _____ Date/Time: _____

Comments/ Resolution: _____

Project Manager Review: (N) **Date:** 02/22/11

Note: Whenever there is a discrepancy affecting North Carolina compliance samples, a copy of this form will be sent to the North Carolina DENR.

Pace Analytical Services, Inc.
1700 Elm Street - Suite 200
Minneapolis, MN 55414

Tel: 612-607-1700
Fax: 612- 607-6444

Reporting Flags

A = Reporting Limit based on signal to noise

B = Less than 10x higher than method blank level

C = Result obtained from confirmation analysis

D = Result obtained from analysis of diluted sample

E = Exceeds calibration range

I = Interference present

J = Estimated value

Nn = Value obtained from additional analysis

P = PCDE Interference

R = Recovery outside target range

S = Peak saturated

U = Analyte not detected

V = Result verified by confirmation analysis

X = %D Exceeds limits

Y = Calculated using average of daily RFs

* = See Discussion

This report shall not be reproduced, except in full,
without the written consent of Pace Analytical Services, Inc.

Appendix B

Sample Analysis Summary

Pace Analytical Services, Inc.
1700 Elm Street - Suite 200
Minneapolis, MN 55414

Tel: 612-607-1700
Fax: 612- 607-6444

Method 8290 Sample Analysis Results

Client - PASI Seattle

Client's Sample ID	SPL-31-1		
Lab Sample ID	256690001		
Filename	U110302C_08		
Injected By	BAL		
Total Amount Extracted	33.7 g	Matrix	Solid
% Moisture	70.0	Dilution	NA
Dry Weight Extracted	10.1 g	Collected	02/18/2011 10:45
ICAL ID	U101204A	Received	02/19/2011 10:25
CCal Filename(s)	U110302C_02 & U110302C_18	Extracted	02/28/2011 14:40
Method Blank ID	BLANK-28010	Analyzed	03/03/2011 00:39

Native Isomers	Conc ng/Kg	EMPC ng/Kg	RL ng/Kg		Internal Standards	ng's Added	Percent Recovery
2,3,7,8-TCDF	2.30	-----	0.38		2,3,7,8-TCDF-13C	2.00	64
Total TCDF	37.00	-----	0.38		2,3,7,8-TCDD-13C	2.00	81
					1,2,3,7,8-PeCDF-13C	2.00	63
2,3,7,8-TCDD	0.61	-----	0.27	J	2,3,4,7,8-PeCDF-13C	2.00	65
Total TCDD	19.00	-----	0.27		1,2,3,7,8-PeCDD-13C	2.00	76
					1,2,3,4,7,8-HxCDF-13C	2.00	72
1,2,3,7,8-PeCDF	1.40	-----	0.37	J	1,2,3,6,7,8-HxCDF-13C	2.00	71
2,3,4,7,8-PeCDF	3.20	-----	0.28	J	2,3,4,6,7,8-HxCDF-13C	2.00	74
Total PeCDF	43.00	-----	0.33		1,2,3,7,8,9-HxCDF-13C	2.00	70
					1,2,3,4,7,8-HxCDD-13C	2.00	78
1,2,3,7,8-PeCDD	2.50	-----	0.23	J	1,2,3,6,7,8-HxCDD-13C	2.00	83
Total PeCDD	26.00	-----	0.23		1,2,3,4,6,7,8-HpCDF-13C	2.00	75
					1,2,3,4,7,8,9-HpCDF-13C	2.00	71
1,2,3,4,7,8-HxCDF	-----	13.0	0.47	P	1,2,3,4,6,7,8-HpCDD-13C	2.00	88
1,2,3,6,7,8-HxCDF	3.50	-----	0.36	J	OCDD-13C	4.00	73
2,3,4,6,7,8-HxCDF	3.80	-----	0.41	J			
1,2,3,7,8,9-HxCDF	1.20	-----	0.46	J	1,2,3,4-TCDD-13C	2.00	NA
Total HxCDF	86.00	-----	0.43		1,2,3,7,8,9-HxCDD-13C	2.00	NA
1,2,3,4,7,8-HxCDD	-----	2.1	0.36	I	2,3,7,8-TCDD-37Cl4	0.20	75
1,2,3,6,7,8-HxCDD	8.80	-----	0.56				
1,2,3,7,8,9-HxCDD	5.50	-----	0.36				
Total HxCDD	69.00	-----	0.43				
1,2,3,4,6,7,8-HpCDF	76.00	-----	0.88		Total 2,3,7,8-TCDD		
1,2,3,4,7,8,9-HpCDF	4.10	-----	0.74	J	Equivalence: 12 ng/Kg		
Total HpCDF	200.00	-----	0.81		(Using 2005 WHO Factors - Using PRL/2 where ND)		
1,2,3,4,6,7,8-HpCDD	260.00	-----	1.50				
Total HpCDD	530.00	-----	1.50				
OCDF	270.00	-----	1.70				
OCDD	4400.00	-----	0.32				

Conc = Concentration (Totals include 2,3,7,8-substituted isomers).
EMPC = Estimated Maximum Possible Concentration
RL = Reporting Limit.

ND = Not Detected
NA = Not Applicable
NC = Not Calculated

Results reported on a dry weight basis and are valid to no more than 2 significant figures.
J = Estimated value
P = PCDE Interference
I = Interference present

REPORT OF LABORATORY ANALYSIS

This report shall not be reproduced, except in full,
without the written consent of Pace Analytical Services, Inc.

Pace Analytical Services, Inc.
1700 Elm Street - Suite 200
Minneapolis, MN 55414

Tel: 612-607-1700
Fax: 612- 607-6444

Method 8290 Sample Analysis Results

Client - PASI Seattle

Client's Sample ID	SPL-31-2		
Lab Sample ID	256690002		
Filename	U110302C_09		
Injected By	BAL		
Total Amount Extracted	13.0 g	Matrix	Solid
% Moisture	21.2	Dilution	NA
Dry Weight Extracted	10.2 g	Collected	02/18/2011 11:00
ICAL ID	U101204A	Received	02/19/2011 10:25
CCal Filename(s)	U110302C_02 & U110302C_18	Extracted	02/28/2011 14:40
Method Blank ID	BLANK-28010	Analyzed	03/03/2011 01:27

Native Isomers	Conc ng/Kg	EMPC ng/Kg	RL ng/Kg		Internal Standards	ng's Added	Percent Recovery
2,3,7,8-TCDF	1.40	-----	0.31		2,3,7,8-TCDF-13C	2.00	63
Total TCDF	24.00	-----	0.31		2,3,7,8-TCDD-13C	2.00	80
					1,2,3,7,8-PeCDF-13C	2.00	61
2,3,7,8-TCDD	0.52	-----	0.31	J	2,3,4,7,8-PeCDF-13C	2.00	64
Total TCDD	15.00	-----	0.31		1,2,3,7,8-PeCDD-13C	2.00	76
					1,2,3,4,7,8-HxCDF-13C	2.00	67
1,2,3,7,8-PeCDF	1.20	-----	0.24	J	1,2,3,6,7,8-HxCDF-13C	2.00	70
2,3,4,7,8-PeCDF	3.00	-----	0.24	J	2,3,4,6,7,8-HxCDF-13C	2.00	70
Total PeCDF	30.00	-----	0.24		1,2,3,7,8,9-HxCDF-13C	2.00	63
					1,2,3,4,7,8-HxCDD-13C	2.00	77
1,2,3,7,8-PeCDD	1.30	-----	0.23	J	1,2,3,6,7,8-HxCDD-13C	2.00	77
Total PeCDD	20.00	-----	0.23		1,2,3,4,6,7,8-HpCDF-13C	2.00	71
					1,2,3,4,7,8,9-HpCDF-13C	2.00	69
1,2,3,4,7,8-HxCDF	-----	12	0.36	P	1,2,3,4,6,7,8-HpCDD-13C	2.00	81
1,2,3,6,7,8-HxCDF	2.60	-----	0.26	J	OCDD-13C	4.00	70
2,3,4,6,7,8-HxCDF	2.90	-----	0.27	J			
1,2,3,7,8,9-HxCDF	1.20	-----	0.39	J	1,2,3,4-TCDD-13C	2.00	NA
Total HxCDF	65.00	-----	0.32		1,2,3,7,8,9-HxCDD-13C	2.00	NA
1,2,3,4,7,8-HxCDD	1.60	-----	0.41	J	2,3,7,8-TCDD-37Cl4	0.20	73
1,2,3,6,7,8-HxCDD	5.90	-----	0.42				
1,2,3,7,8,9-HxCDD	3.00	-----	0.33	J			
Total HxCDD	51.00	-----	0.39				
1,2,3,4,6,7,8-HpCDF	49.00	-----	0.48		Total 2,3,7,8-TCDD		
1,2,3,4,7,8,9-HpCDF	3.50	-----	0.70	J	Equivalence: 8.0 ng/Kg		
Total HpCDF	160.00	-----	0.59		(Using 2005 WHO Factors - Using PRL/2 where ND)		
1,2,3,4,6,7,8-HpCDD	190.00	-----	0.46				
Total HpCDD	360.00	-----	0.46				
OCDF	210.00	-----	0.45				
OCDD	3000.00	-----	0.53				

Conc = Concentration (Totals include 2,3,7,8-substituted isomers).
EMPC = Estimated Maximum Possible Concentration
RL = Reporting Limit.
ND = Not Detected
NA = Not Applicable
NC = Not Calculated

Results reported on a dry weight basis and are valid to no more than 2 significant figures.
J = Estimated value
P = PCDE Interference

REPORT OF LABORATORY ANALYSIS

This report shall not be reproduced, except in full,
without the written consent of Pace Analytical Services, Inc.

Pace Analytical Services, Inc.
1700 Elm Street - Suite 200
Minneapolis, MN 55414

Tel: 612-607-1700
Fax: 612- 607-6444

Method 8290 Sample Analysis Results

Client - PASI Seattle

Client's Sample ID	SPL-31-3		
Lab Sample ID	256690003		
Filename	U110302C_10		
Injected By	BAL		
Total Amount Extracted	11.4 g	Matrix	Solid
% Moisture	11.2	Dilution	NA
Dry Weight Extracted	10.1 g	Collected	02/18/2011 11:10
ICAL ID	U101204A	Received	02/19/2011 10:25
CCal Filename(s)	U110302C_02 & U110302C_18	Extracted	02/28/2011 14:40
Method Blank ID	BLANK-28010	Analyzed	03/03/2011 02:14

Native Isomers	**Conc** ng/Kg	**EMPC** ng/Kg	**RL** ng/Kg		**Internal Standards**	**ng's Added**	**Percent Recovery**
2,3,7,8-TCDF	0.96	-----	0.28	J	2,3,7,8-TCDF-13C	2.00	66
Total TCDF	21.00	-----	0.28		2,3,7,8-TCDD-13C	2.00	83
					1,2,3,7,8-PeCDF-13C	2.00	64
2,3,7,8-TCDD	ND	-----	0.25		2,3,4,7,8-PeCDF-13C	2.00	66
Total TCDD	13.00	-----	0.25		1,2,3,7,8-PeCDD-13C	2.00	77
					1,2,3,4,7,8-HxCDF-13C	2.00	75
1,2,3,7,8-PeCDF	0.81	-----	0.22	J	1,2,3,6,7,8-HxCDF-13C	2.00	70
2,3,4,7,8-PeCDF	3.00	-----	0.43	J	2,3,4,6,7,8-HxCDF-13C	2.00	73
Total PeCDF	34.00	-----	0.33		1,2,3,7,8,9-HxCDF-13C	2.00	70
					1,2,3,4,7,8-HxCDD-13C	2.00	87
1,2,3,7,8-PeCDD	1.20	-----	0.49	J	1,2,3,6,7,8-HxCDD-13C	2.00	75
Total PeCDD	17.00	-----	0.49		1,2,3,4,6,7,8-HpCDF-13C	2.00	74
					1,2,3,4,7,8,9-HpCDF-13C	2.00	69
1,2,3,4,7,8-HxCDF	2.70	-----	0.27	J	1,2,3,4,6,7,8-HpCDD-13C	2.00	85
1,2,3,6,7,8-HxCDF	1.80	-----	0.21	J	OCDD-13C	4.00	70
2,3,4,6,7,8-HxCDF	2.50	-----	0.32	J			
1,2,3,7,8,9-HxCDF	-----	0.56	0.41	I	1,2,3,4-TCDD-13C	2.00	NA
Total HxCDF	31.00	-----	0.30		1,2,3,7,8,9-HxCDD-13C	2.00	NA
1,2,3,4,7,8-HxCDD	1.50	-----	0.39	J	2,3,7,8-TCDD-37Cl4	0.20	77
1,2,3,6,7,8-HxCDD	5.50	-----	0.42				
1,2,3,7,8,9-HxCDD	2.70	-----	0.38	J			
Total HxCDD	56.00	-----	0.40				
1,2,3,4,6,7,8-HpCDF	46.00	-----	0.57		Total 2,3,7,8-TCDD		
1,2,3,4,7,8,9-HpCDF	-----	2.00	0.71	I	Equivalence: 7.3 ng/Kg		
Total HpCDF	46.00	-----	0.64		(Using 2005 WHO Factors - Using PRL/2 where ND)		
1,2,3,4,6,7,8-HpCDD	200.00	-----	1.50				
Total HpCDD	500.00	-----	1.50				
OCDF	150.00	-----	0.26				
OCDD	2500.00	-----	0.35				

Conc = Concentration (Totals include 2,3,7,8-substituted isomers).
EMPC = Estimated Maximum Possible Concentration
RL = Reporting Limit.

ND = Not Detected
NA = Not Applicable
NC = Not Calculated

Results reported on a dry weight basis and are valid to no more than 2 significant figures.
J = Estimated value
I = Interference present

REPORT OF LABORATORY ANALYSIS

This report shall not be reproduced, except in full,
without the written consent of Pace Analytical Services, Inc.

Pace Analytical Services, Inc.
1700 Elm Street - Suite 200
Minneapolis, MN 55414

Tel: 612-607-1700
Fax: 612- 607-6444

Method 8290 Sample Analysis Results

Client - PASI Seattle

Client's Sample ID	SPL-31-4		
Lab Sample ID	256690004		
Filename	U110302C_11		
Injected By	BAL		
Total Amount Extracted	11.8 g	Matrix	Solid
% Moisture	10.5	Dilution	NA
Dry Weight Extracted	10.6 g	Collected	02/18/2011 11:20
ICAL ID	U101204A	Received	02/19/2011 10:25
CCal Filename(s)	U110302C_02 & U110302C_18	Extracted	02/28/2011 14:40
Method Blank ID	BLANK-28010	Analyzed	03/03/2011 03:02

Native Isomers	Conc ng/Kg	EMPC ng/Kg	RL ng/Kg		Internal Standards	ng's Added	Percent Recovery
2,3,7,8-TCDF	0.77	-----	0.23	J	2,3,7,8-TCDF-13C	2.00	64
Total TCDF	16.00	-----	0.23		2,3,7,8-TCDD-13C	2.00	80
					1,2,3,7,8-PeCDF-13C	2.00	60
2,3,7,8-TCDD	0.42	-----	0.25	J	2,3,4,7,8-PeCDF-13C	2.00	60
Total TCDD	11.00	-----	0.25		1,2,3,7,8-PeCDD-13C	2.00	72
					1,2,3,4,7,8-HxCDF-13C	2.00	71
1,2,3,7,8-PeCDF	1.10	-----	0.37	J	1,2,3,6,7,8-HxCDF-13C	2.00	70
2,3,4,7,8-PeCDF	4.10	-----	0.28	J	2,3,4,6,7,8-HxCDF-13C	2.00	69
Total PeCDF	48.00	-----	0.33		1,2,3,7,8,9-HxCDF-13C	2.00	64
					1,2,3,4,7,8-HxCDD-13C	2.00	80
1,2,3,7,8-PeCDD	2.70	-----	0.37	J	1,2,3,6,7,8-HxCDD-13C	2.00	77
Total PeCDD	20.00	-----	0.37		1,2,3,4,6,7,8-HpCDF-13C	2.00	72
					1,2,3,4,7,8,9-HpCDF-13C	2.00	67
1,2,3,4,7,8-HxCDF	8.90	-----	0.46		1,2,3,4,6,7,8-HpCDD-13C	2.00	79
1,2,3,6,7,8-HxCDF	4.50	-----	0.43	J	OCDD-13C	4.00	69
2,3,4,6,7,8-HxCDF	3.00	-----	0.57	J			
1,2,3,7,8,9-HxCDF	2.40	-----	0.42	J	1,2,3,4-TCDD-13C	2.00	NA
Total HxCDF	100.00	-----	0.47		1,2,3,7,8,9-HxCDD-13C	2.00	NA
1,2,3,4,7,8-HxCDD	4.90	-----	0.35		2,3,7,8-TCDD-37Cl4	0.20	75
1,2,3,6,7,8-HxCDD	18.00	-----	0.41				
1,2,3,7,8,9-HxCDD	11.00	-----	0.33				
Total HxCDD	110.00	-----	0.36				
1,2,3,4,6,7,8-HpCDF	140.00	-----	0.65		Total 2,3,7,8-TCDD		
1,2,3,4,7,8,9-HpCDF	11.00	-----	0.82		Equivalence: 21 ng/Kg		
Total HpCDF	150.00	-----	0.74		(Using 2005 WHO Factors - Using PRL/2 where ND)		
1,2,3,4,6,7,8-HpCDD	630.00	-----	2.10				
Total HpCDD	1300.00	-----	2.10				
OCDF	680.00	-----	1.10				
OCDD	11000.00	-----	0.41	E			

Conc = Concentration (Totals include 2,3,7,8-substituted isomers).
EMPC = Estimated Maximum Possible Concentration
RL = Reporting Limit.
ND = Not Detected
NA = Not Applicable
NC = Not Calculated

Results reported on a dry weight basis and are valid to no more than 2 significant figures.
J = Estimated value
E = Exceeds calibration range

REPORT OF LABORATORY ANALYSIS

This report shall not be reproduced, except in full,
without the written consent of Pace Analytical Services, Inc.

Pace Analytical Services, Inc.
1700 Elm Street - Suite 200
Minneapolis, MN 55414

Tel: 612-607-1700
Fax: 612- 607-6444

Method 8290 Sample Analysis Results

Client - PASI Seattle

Client's Sample ID	SPL-31-5		
Lab Sample ID	256690005		
Filename	U110302C_12		
Injected By	BAL		
Total Amount Extracted	16.8 g	Matrix	Solid
% Moisture	40.4	Dilution	NA
Dry Weight Extracted	10.0 g	Collected	02/18/2011 11:20
ICAL ID	U101204A	Received	02/19/2011 10:25
CCal Filename(s)	U110302C_02 & U110302C_18	Extracted	02/28/2011 14:40
Method Blank ID	BLANK-28010	Analyzed	03/03/2011 03:50

Native Isomers	Conc ng/Kg	EMPC ng/Kg	RL ng/Kg		Internal Standards	ng's Added	Percent Recovery
2,3,7,8-TCDF	-----	0.48	0.25	I	2,3,7,8-TCDF-13C	2.00	64
Total TCDF	11.00	-----	0.25		2,3,7,8-TCDD-13C	2.00	80
					1,2,3,7,8-PeCDF-13C	2.00	62
2,3,7,8-TCDD	ND	-----	0.25		2,3,4,7,8-PeCDF-13C	2.00	64
Total TCDD	7.50	-----	0.25		1,2,3,7,8-PeCDD-13C	2.00	78
					1,2,3,4,7,8-HxCDF-13C	2.00	71
1,2,3,7,8-PeCDF	0.53	-----	0.29	J	1,2,3,6,7,8-HxCDF-13C	2.00	71
2,3,4,7,8-PeCDF	1.50	-----	0.21	J	2,3,4,6,7,8-HxCDF-13C	2.00	71
Total PeCDF	20.00	-----	0.25		1,2,3,7,8,9-HxCDF-13C	2.00	66
					1,2,3,4,7,8-HxCDD-13C	2.00	76
1,2,3,7,8-PeCDD	0.74	-----	0.29	J	1,2,3,6,7,8-HxCDD-13C	2.00	82
Total PeCDD	8.00	-----	0.29		1,2,3,4,6,7,8-HpCDF-13C	2.00	74
					1,2,3,4,7,8,9-HpCDF-13C	2.00	72
1,2,3,4,7,8-HxCDF	-----	3.50	0.16	P	1,2,3,4,6,7,8-HpCDD-13C	2.00	84
1,2,3,6,7,8-HxCDF	1.10	-----	0.13	J	OCDD-13C	4.00	69
2,3,4,6,7,8-HxCDF	1.70	-----	0.15	J			
1,2,3,7,8,9-HxCDF	-----	0.38	0.22	I	1,2,3,4-TCDD-13C	2.00	NA
Total HxCDF	32.00	-----	0.16		1,2,3,7,8,9-HxCDD-13C	2.00	NA
1,2,3,4,7,8-HxCDD	1.00	-----	0.40	J	2,3,7,8-TCDD-37Cl4	0.20	74
1,2,3,6,7,8-HxCDD	3.30	-----	0.39	J			
1,2,3,7,8,9-HxCDD	2.10	-----	0.35	J			
Total HxCDD	25.00	-----	0.38				
1,2,3,4,6,7,8-HpCDF	29.00	-----	0.27		Total 2,3,7,8-TCDD		
1,2,3,4,7,8,9-HpCDF	2.10	-----	0.60	J	Equivalence: 4.1 ng/Kg		
Total HpCDF	87.00	-----	0.43		(Using 2005 WHO Factors - Using PRL/2 where ND)		
1,2,3,4,6,7,8-HpCDD	98.00	-----	0.35				
Total HpCDD	190.00	-----	0.35				
OCDF	110.00	-----	0.37				
OCDD	1600.00	-----	0.65				

Conc = Concentration (Totals include 2,3,7,8-substituted isomers).
EMPC = Estimated Maximum Possible Concentration
RL = Reporting Limit.

ND = Not Detected
NA = Not Applicable
NC = Not Calculated

Results reported on a dry weight basis and are valid to no more than 2 significant figures.
J = Estimated value
P = PCDE Interference
I = Interference present

REPORT OF LABORATORY ANALYSIS

This report shall not be reproduced, except in full,
without the written consent of Pace Analytical Services, Inc.

Pace Analytical Services, Inc.
1700 Elm Street - Suite 200
Minneapolis, MN 55414

Tel: 612-607-1700
Fax: 612- 607-6444

Method 8290 Sample Analysis Results

Client - PASI Seattle

Client's Sample ID	SPL-31-6		
Lab Sample ID	256690006		
Filename	U110302C_13		
Injected By	BAL		
Total Amount Extracted	45.5 g	Matrix	Solid
% Moisture	78.0	Dilution	NA
Dry Weight Extracted	10.0 g	Collected	02/18/2011 11:50
ICAL ID	U101204A	Received	02/19/2011 10:25
CCal Filename(s)	U110302C_02 & U110302C_18	Extracted	02/28/2011 14:40
Method Blank ID	BLANK-28010	Analyzed	03/03/2011 04:37

Native Isomers	Conc ng/Kg	EMPC ng/Kg	RL ng/Kg		Internal Standards	ng's Added	Percent Recovery
2,3,7,8-TCDF	2.70	-----	0.15		2,3,7,8-TCDF-13C	2.00	72
Total TCDF	40.00	-----	0.15		2,3,7,8-TCDD-13C	2.00	90
					1,2,3,7,8-PeCDF-13C	2.00	68
2,3,7,8-TCDD	0.75	-----	0.32	J	2,3,4,7,8-PeCDF-13C	2.00	69
Total TCDD	27.00	-----	0.32		1,2,3,7,8-PeCDD-13C	2.00	82
					1,2,3,4,7,8-HxCDF-13C	2.00	73
1,2,3,7,8-PeCDF	1.80	-----	0.41	J	1,2,3,6,7,8-HxCDF-13C	2.00	74
2,3,4,7,8-PeCDF	5.40	-----	0.27		2,3,4,6,7,8-HxCDF-13C	2.00	71
Total PeCDF	62.00	-----	0.34		1,2,3,7,8,9-HxCDF-13C	2.00	66
					1,2,3,4,7,8-HxCDD-13C	2.00	81
1,2,3,7,8-PeCDD	3.40	-----	0.44	J	1,2,3,6,7,8-HxCDD-13C	2.00	79
Total PeCDD	40.00	-----	0.44		1,2,3,4,6,7,8-HpCDF-13C	2.00	72
					1,2,3,4,7,8,9-HpCDF-13C	2.00	70
1,2,3,4,7,8-HxCDF	10.00	-----	0.35		1,2,3,4,6,7,8-HpCDD-13C	2.00	83
1,2,3,6,7,8-HxCDF	5.70	-----	0.37		OCDD-13C	4.00	72
2,3,4,6,7,8-HxCDF	3.60	-----	0.51	J			
1,2,3,7,8,9-HxCDF	2.20	-----	0.45	J	1,2,3,4-TCDD-13C	2.00	NA
Total HxCDF	110.00	-----	0.42		1,2,3,7,8,9-HxCDD-13C	2.00	NA
1,2,3,4,7,8-HxCDD	5.50	-----	0.46		2,3,7,8-TCDD-37Cl4	0.20	80
1,2,3,6,7,8-HxCDD	18.00	-----	0.44				
1,2,3,7,8,9-HxCDD	12.00	-----	0.41				
Total HxCDD	140.00	-----	0.43				
1,2,3,4,6,7,8-HpCDF	160.00	-----	0.60		Total 2,3,7,8-TCDD		
1,2,3,4,7,8,9-HpCDF	9.80	-----	1.20		Equivalence: 23 ng/Kg		
Total HpCDF	170.00	-----	0.88		(Using 2005 WHO Factors - Using PRL/2 where ND)		
1,2,3,4,6,7,8-HpCDD	640.00	-----	2.40				
Total HpCDD	1300.00	-----	2.40				
OCDF	670.00	-----	0.63				
OCDD	9500.00	-----	0.65	E			

Conc = Concentration (Totals include 2,3,7,8-substituted isomers).
EMPC = Estimated Maximum Possible Concentration
RL = Reporting Limit.
ND = Not Detected
NA = Not Applicable
NC = Not Calculated

Results reported on a dry weight basis and are valid to no more than 2 significant figures.
J = Estimated value
E = Exceeds calibration range

REPORT OF LABORATORY ANALYSIS

This report shall not be reproduced, except in full,
without the written consent of Pace Analytical Services, Inc.

Pace Analytical Services, Inc.
1700 Elm Street - Suite 200
Minneapolis, MN 55414

Tel: 612-607-1700
Fax: 612- 607-6444

Method 8290 Sample Analysis Results

Client - PASI Seattle

Client's Sample ID	SPL-32-1		
Lab Sample ID	256690007		
Filename	U110302C_14		
Injected By	BAL		
Total Amount Extracted	13.9 g	Matrix	Solid
% Moisture	27.8	Dilution	NA
Dry Weight Extracted	10.0 g	Collected	02/18/2011 12:00
ICAL ID	U101204A	Received	02/19/2011 10:25
CCal Filename(s)	U110302C_02 & U110302C_18	Extracted	02/28/2011 14:40
Method Blank ID	BLANK-28010	Analyzed	03/03/2011 05:25

Native Isomers	Conc ng/Kg	EMPC ng/Kg	RL ng/Kg		Internal Standards	ng's Added	Percent Recovery
2,3,7,8-TCDF	6.1	-----	0.39		2,3,7,8-TCDF-13C	2.00	66
Total TCDF	76.0	-----	0.39		2,3,7,8-TCDD-13C	2.00	81
					1,2,3,7,8-PeCDF-13C	2.00	64
2,3,7,8-TCDD	1.5	-----	0.26		2,3,4,7,8-PeCDF-13C	2.00	65
Total TCDD	94.0	-----	0.26		1,2,3,7,8-PeCDD-13C	2.00	76
					1,2,3,4,7,8-HxCDF-13C	2.00	77
1,2,3,7,8-PeCDF	-----	3.8	0.25	P	1,2,3,6,7,8-HxCDF-13C	2.00	73
2,3,4,7,8-PeCDF	8.1	-----	0.55		2,3,4,6,7,8-HxCDF-13C	2.00	73
Total PeCDF	67.0	-----	0.40		1,2,3,7,8,9-HxCDF-13C	2.00	67
					1,2,3,4,7,8-HxCDD-13C	2.00	86
1,2,3,7,8-PeCDD	4.5	-----	0.51	J	1,2,3,6,7,8-HxCDD-13C	2.00	77
Total PeCDD	69.0	-----	0.51		1,2,3,4,6,7,8-HpCDF-13C	2.00	71
					1,2,3,4,7,8,9-HpCDF-13C	2.00	68
1,2,3,4,7,8-HxCDF	10.0	-----	0.56		1,2,3,4,6,7,8-HpCDD-13C	2.00	79
1,2,3,6,7,8-HxCDF	5.4	-----	0.62		OCDD-13C	4.00	68
2,3,4,6,7,8-HxCDF	8.4	-----	0.55				
1,2,3,7,8,9-HxCDF	3.8	-----	0.55	J	1,2,3,4-TCDD-13C	2.00	NA
Total HxCDF	90.0	-----	0.57		1,2,3,7,8,9-HxCDD-13C	2.00	NA
1,2,3,4,7,8-HxCDD	2.6	-----	0.51	J	2,3,7,8-TCDD-37Cl4	0.20	76
1,2,3,6,7,8-HxCDD	14.0	-----	0.42				
1,2,3,7,8,9-HxCDD	4.5	-----	0.50	J			
Total HxCDD	110.0	-----	0.48				
1,2,3,4,6,7,8-HpCDF	120.0	-----	1.40		Total 2,3,7,8-TCDD		
1,2,3,4,7,8,9-HpCDF	8.7	-----	0.78		Equivalence: 20 ng/Kg		
Total HpCDF	130.0	-----	1.10		(Using 2005 WHO Factors - Using PRL/2 where ND)		
1,2,3,4,6,7,8-HpCDD	320.0	-----	1.30				
Total HpCDD	550.0	-----	1.30				
OCDF	630.0	-----	1.20				
OCDD	3600.0	-----	0.63				

Conc = Concentration (Totals include 2,3,7,8-substituted isomers).
EMPC = Estimated Maximum Possible Concentration
RL = Reporting Limit.

ND = Not Detected
NA = Not Applicable
NC = Not Calculated

Results reported on a dry weight basis and are valid to no more than 2 significant figures.
J = Estimated value
P = PCDE Interference

REPORT OF LABORATORY ANALYSIS

This report shall not be reproduced, except in full,
without the written consent of Pace Analytical Services, Inc.

Pace Analytical Services, Inc.
1700 Elm Street - Suite 200
Minneapolis, MN 55414

Tel: 612-607-1700
Fax: 612- 607-6444

Method 8290 Sample Analysis Results

Client - PASI Seattle

Client's Sample ID	SPL-32-2		
Lab Sample ID	256690008		
Filename	U110302C_15		
Injected By	BAL		
Total Amount Extracted	15.0 g	Matrix	Solid
% Moisture	30.8	Dilution	NA
Dry Weight Extracted	10.4 g	Collected	02/18/2011 12:15
ICAL ID	U101204A	Received	02/19/2011 10:25
CCal Filename(s)	U110302C_02 & U110302C_18	Extracted	02/28/2011 14:40
Method Blank ID	BLANK-28010	Analyzed	03/03/2011 06:12

Native Isomers	Conc ng/Kg	EMPC ng/Kg	RL ng/Kg		Internal Standards	ng's Added	Percent Recovery
2,3,7,8-TCDF	5.6	-----	0.38		2,3,7,8-TCDF-13C	2.00	67
Total TCDF	74.0	-----	0.38		2,3,7,8-TCDD-13C	2.00	83
					1,2,3,7,8-PeCDF-13C	2.00	64
2,3,7,8-TCDD	1.5	-----	0.25		2,3,4,7,8-PeCDF-13C	2.00	66
Total TCDD	73.0	-----	0.25		1,2,3,7,8-PeCDD-13C	2.00	79
					1,2,3,4,7,8-HxCDF-13C	2.00	75
1,2,3,7,8-PeCDF	5.9	-----	0.13		1,2,3,6,7,8-HxCDF-13C	2.00	74
2,3,4,7,8-PeCDF	14.0	-----	0.26		2,3,4,6,7,8-HxCDF-13C	2.00	72
Total PeCDF	130.0	-----	0.19		1,2,3,7,8,9-HxCDF-13C	2.00	67
					1,2,3,4,7,8-HxCDD-13C	2.00	84
1,2,3,7,8-PeCDD	5.9	-----	0.52		1,2,3,6,7,8-HxCDD-13C	2.00	77
Total PeCDD	73.0	-----	0.52		1,2,3,4,6,7,8-HpCDF-13C	2.00	70
					1,2,3,4,7,8,9-HpCDF-13C	2.00	70
1,2,3,4,7,8-HxCDF	28.0	-----	0.56		1,2,3,4,6,7,8-HpCDD-13C	2.00	83
1,2,3,6,7,8-HxCDF	-----	13	0.91	P	OCDD-13C	4.00	70
2,3,4,6,7,8-HxCDF	15.0	-----	0.65				
1,2,3,7,8,9-HxCDF	8.5	-----	0.79		1,2,3,4-TCDD-13C	2.00	NA
Total HxCDF	190.0	-----	0.73		1,2,3,7,8,9-HxCDD-13C	2.00	NA
1,2,3,4,7,8-HxCDD	5.3	-----	0.78		2,3,7,8-TCDD-37Cl4	0.20	82
1,2,3,6,7,8-HxCDD	31.0	-----	0.62				
1,2,3,7,8,9-HxCDD	14.0	-----	0.58				
Total HxCDD	210.0	-----	0.66				
1,2,3,4,6,7,8-HpCDF	250.0	-----	1.10		Total 2,3,7,8-TCDD		
1,2,3,4,7,8,9-HpCDF	17.0	-----	1.20		Equivalence: 37 ng/Kg		
Total HpCDF	260.0	-----	1.10		(Using 2005 WHO Factors - Using PRL/2 where ND)		
1,2,3,4,6,7,8-HpCDD	850.0	-----	1.30				
Total HpCDD	1500.0	-----	1.30				
OCDF	1100.0	-----	0.51				
OCDD	9400.0	-----	0.38	E			

Conc = Concentration (Totals include 2,3,7,8-substituted isomers).
EMPC = Estimated Maximum Possible Concentration
RL = Reporting Limit.

ND = Not Detected
NA = Not Applicable
NC = Not Calculated

Results reported on a dry weight basis and are valid to no more than 2 significant figures.
P = PCDE Interference
E = Exceeds calibration range

REPORT OF LABORATORY ANALYSIS

This report shall not be reproduced, except in full,
without the written consent of Pace Analytical Services, Inc.

Pace Analytical Services, Inc.
1700 Elm Street - Suite 200
Minneapolis, MN 55414

Tel: 612-607-1700
Fax: 612- 607-6444

Method 8290 Sample Analysis Results

Client - PASI Seattle

Client's Sample ID	SPL-32-3		
Lab Sample ID	256690009		
Filename	U110302C_16		
Injected By	BAL		
Total Amount Extracted	14.1 g	Matrix	Solid
% Moisture	25.9	Dilution	NA
Dry Weight Extracted	10.4 g	Collected	02/18/2011 12:30
ICAL ID	U101204A	Received	02/19/2011 10:25
CCal Filename(s)	U110302C_02 & U110302C_18	Extracted	02/28/2011 14:40
Method Blank ID	BLANK-28010	Analyzed	03/03/2011 07:00

Native Isomers	Conc ng/Kg	EMPC ng/Kg	RL ng/Kg		Internal Standards	ng's Added	Percent Recovery
2,3,7,8-TCDF	3.40	-----	0.40		2,3,7,8-TCDF-13C	2.00	67
Total TCDF	52.00	-----	0.40		2,3,7,8-TCDD-13C	2.00	82
					1,2,3,7,8-PeCDF-13C	2.00	60
2,3,7,8-TCDD	0.68	-----	0.32	J	2,3,4,7,8-PeCDF-13C	2.00	58
Total TCDD	45.00	-----	0.32		1,2,3,7,8-PeCDD-13C	2.00	68
					1,2,3,4,7,8-HxCDF-13C	2.00	86
1,2,3,7,8-PeCDF	-----	7.2	0.53	P	1,2,3,6,7,8-HxCDF-13C	2.00	77
2,3,4,7,8-PeCDF	8.50	-----	0.49		2,3,4,6,7,8-HxCDF-13C	2.00	77
Total PeCDF	71.00	-----	0.51		1,2,3,7,8,9-HxCDF-13C	2.00	66
					1,2,3,4,7,8-HxCDD-13C	2.00	97
1,2,3,7,8-PeCDD	4.80	-----	0.68		1,2,3,6,7,8-HxCDD-13C	2.00	82
Total PeCDD	54.00	-----	0.68		1,2,3,4,6,7,8-HpCDF-13C	2.00	73
					1,2,3,4,7,8,9-HpCDF-13C	2.00	63
1,2,3,4,7,8-HxCDF	18.00	-----	0.84		1,2,3,4,6,7,8-HpCDD-13C	2.00	86
1,2,3,6,7,8-HxCDF	7.20	-----	0.88		OCDD-13C	4.00	75
2,3,4,6,7,8-HxCDF	16.00	-----	0.97				
1,2,3,7,8,9-HxCDF	3.30	-----	1.00	J	1,2,3,4-TCDD-13C	2.00	NA
Total HxCDF	290.00	-----	0.92		1,2,3,7,8,9-HxCDD-13C	2.00	NA
1,2,3,4,7,8-HxCDD	6.60	-----	1.10		2,3,7,8-TCDD-37Cl4	0.20	80
1,2,3,6,7,8-HxCDD	22.00	-----	1.30				
1,2,3,7,8,9-HxCDD	12.00	-----	1.00				
Total HxCDD	170.00	-----	1.10				
1,2,3,4,6,7,8-HpCDF	150.00	-----	2.40		Total 2,3,7,8-TCDD		
1,2,3,4,7,8,9-HpCDF	10.00	-----	1.80		Equivalence: 26 ng/Kg		
Total HpCDF	620.00	-----	2.10		(Using 2005 WHO Factors - Using PRL/2 where ND)		
1,2,3,4,6,7,8-HpCDD	540.00	-----	1.80				
Total HpCDD	970.00	-----	1.80				
OCDF	550.00	-----	0.59				
OCDD	5600.00	-----	0.74	E			

Conc = Concentration (Totals include 2,3,7,8-substituted isomers).
EMPC = Estimated Maximum Possible Concentration
RL = Reporting Limit.

ND = Not Detected
NA = Not Applicable
NC = Not Calculated

Results reported on a dry weight basis and are valid to no more than 2 significant figures.
J = Estimated value
P = PCDE Interference
E = Exceeds calibration range

REPORT OF LABORATORY ANALYSIS

This report shall not be reproduced, except in full,
without the written consent of Pace Analytical Services, Inc.

Pace Analytical Services, Inc.
1700 Elm Street - Suite 200
Minneapolis, MN 55414

Tel: 612-607-1700
Fax: 612- 607-6444

Method 8290 Blank Analysis Results

Lab Sample ID	BLANK-28010	Matrix	Solid
Filename	U110302C_07	Dilution	NA
Total Amount Extracted	20.2 g	Extracted	02/28/2011 14:40
ICAL ID	U101204A	Analyzed	03/02/2011 23:52
CCal Filename(s)	U110302C_02 & U110302C_18	Injected By	BAL

Native Isomers	Conc ng/Kg	EMPC ng/Kg	RL ng/Kg		Internal Standards	ng's Added	Percent Recovery
2,3,7,8-TCDF	ND	-----	0.046		2,3,7,8-TCDF-13C	2.00	61
Total TCDF	0.091	-----	0.046	J	2,3,7,8-TCDD-13C	2.00	79
					1,2,3,7,8-PeCDF-13C	2.00	63
2,3,7,8-TCDD	ND	-----	0.071		2,3,4,7,8-PeCDF-13C	2.00	65
Total TCDD	ND	-----	0.071		1,2,3,7,8-PeCDD-13C	2.00	77
					1,2,3,4,7,8-HxCDF-13C	2.00	69
1,2,3,7,8-PeCDF	ND	-----	0.051		1,2,3,6,7,8-HxCDF-13C	2.00	75
2,3,4,7,8-PeCDF	ND	-----	0.046		2,3,4,6,7,8-HxCDF-13C	2.00	74
Total PeCDF	ND	-----	0.048		1,2,3,7,8,9-HxCDF-13C	2.00	67
					1,2,3,4,7,8-HxCDD-13C	2.00	72
1,2,3,7,8-PeCDD	ND	-----	0.062		1,2,3,6,7,8-HxCDD-13C	2.00	87
Total PeCDD	ND	-----	0.062		1,2,3,4,6,7,8-HpCDF-13C	2.00	77
					1,2,3,4,7,8,9-HpCDF-13C	2.00	72
1,2,3,4,7,8-HxCDF	ND	-----	0.044		1,2,3,4,6,7,8-HpCDD-13C	2.00	91
1,2,3,6,7,8-HxCDF	ND	-----	0.045		OCDD-13C	4.00	69
2,3,4,6,7,8-HxCDF	ND	-----	0.040				
1,2,3,7,8,9-HxCDF	ND	-----	0.063		1,2,3,4-TCDD-13C	2.00	NA
Total HxCDF	ND	-----	0.048		1,2,3,7,8,9-HxCDD-13C	2.00	NA
1,2,3,4,7,8-HxCDD	ND	-----	0.069		2,3,7,8-TCDD-37Cl4	0.20	69
1,2,3,6,7,8-HxCDD	ND	-----	0.066				
1,2,3,7,8,9-HxCDD	ND	-----	0.070				
Total HxCDD	ND	-----	0.068				
1,2,3,4,6,7,8-HpCDF	-----	0.10	0.051	I	Total 2,3,7,8-TCDD		
1,2,3,4,7,8,9-HpCDF	ND	-----	0.081		Equivalence: 0.098 ng/Kg		
Total HpCDF	0.076	-----	0.066	J	(Using 2005 WHO Factors - Using PRL/2 where ND)		
1,2,3,4,6,7,8-HpCDD	-----	0.12	0.087	I			
Total HpCDD	0.220	-----	0.087	J			
OCDF	0.200	-----	0.087	J			
OCDD	0.700	-----	0.180	J			

Conc = Concentration (Totals include 2,3,7,8-substituted isomers).
EMPC = Estimated Maximum Possible Concentration
RL = Reporting Limit

Results reported on a dry weight basis and are valid to no more than 2 significant figures.
J = Estimated value
I = Interference present

REPORT OF LABORATORY ANALYSIS

This report shall not be reproduced, except in full,
without the written consent of Pace Analytical Services, Inc.

Pace Analytical Services, Inc.
1700 Elm Street - Suite 200
Minneapolis, MN 55414

Tel: 612-607-1700
Fax: 612- 607-6444

Method 8290 Laboratory Control Spike Results

Lab Sample ID	LCS-28011		
Filename	U110302C_03	Matrix	Solid
Total Amount Extracted	20.2 g	Dilution	NA
ICAL ID	U101204A	Extracted	02/28/2011 14:40
CCal Filename(s)	U110302C_02 & U110302C_18	Analyzed	03/02/2011 20:43
Method Blank ID	BLANK-28010	Injected By	BAL

Native Isomers	Qs (ng)	Qm (ng)	% Rec.	Internal Standards	ng's Added	Percent Recovery
2,3,7,8-TCDF	0.20	0.21	106	2,3,7,8-TCDF-13C	2.0	64
Total TCDF				2,3,7,8-TCDD-13C	2.0	82
				1,2,3,7,8-PeCDF-13C	2.0	62
2,3,7,8-TCDD	0.20	0.18	90	2,3,4,7,8-PeCDF-13C	2.0	64
Total TCDD				1,2,3,7,8-PeCDD-13C	2.0	76
				1,2,3,4,7,8-HxCDF-13C	2.0	73
1,2,3,7,8-PeCDF	1.0	1.1	107	1,2,3,6,7,8-HxCDF-13C	2.0	76
2,3,4,7,8-PeCDF	1.0	1.0	103	2,3,4,6,7,8-HxCDF-13C	2.0	77
Total PeCDF				1,2,3,7,8,9-HxCDF-13C	2.0	68
				1,2,3,4,7,8-HxCDD-13C	2.0	79
1,2,3,7,8-PeCDD	1.0	0.92	92	1,2,3,6,7,8-HxCDD-13C	2.0	92
Total PeCDD				1,2,3,4,6,7,8-HpCDF-13C	2.0	78
				1,2,3,4,7,8,9-HpCDF-13C	2.0	71
1,2,3,4,7,8-HxCDF	1.0	1.0	104	1,2,3,4,6,7,8-HpCDD-13C	2.0	83
1,2,3,6,7,8-HxCDF	1.0	1.1	108	OCDD-13C	4.0	64
2,3,4,6,7,8-HxCDF	1.0	1.0	104			
1,2,3,7,8,9-HxCDF	1.0	1.1	107	1,2,3,4-TCDD-13C	2.0	NA
Total HxCDF				1,2,3,7,8,9-HxCDD-13C	2.0	NA
1,2,3,4,7,8-HxCDD	1.0	0.97	97	2,3,7,8-TCDD-37Cl4	0.20	75
1,2,3,6,7,8-HxCDD	1.0	1.00	100			
1,2,3,7,8,9-HxCDD	1.0	1.0	102			
Total HxCDD						
1,2,3,4,6,7,8-HpCDF	1.0	1.0	105			
1,2,3,4,7,8,9-HpCDF	1.0	1.0	101			
Total HpCDF						
1,2,3,4,6,7,8-HpCDD	1.0	0.96	96			
Total HpCDD						
OCDF	2.0	2.0	100			
OCDD	2.0	2.2	109			

Qs = Quantity Spiked
Qm = Quantity Measured
Rec. = Recovery (Expressed as Percent)
R = Recovery outside of target range
Y = RF averaging used in calculations
Nn = Value obtained from additional analysis
NA = Not Applicable
* = See Discussion

REPORT OF LABORATORY ANALYSIS

This report shall not be reproduced, except in full,
without the written consent of Pace Analytical Services, Inc.

Pace Analytical Services, Inc.
1700 Elm Street - Suite 200
Minneapolis, MN 55414

Tel: 612-607-1700
Fax: 612- 607-6444

Method 8290 Spiked Sample Report

Client - PASI Seattle

Client's Sample ID	SPL-31-4-MS		
Lab Sample ID	256690004-MS		
Filename	U110303A_01	Matrix	Solid
Total Amount Extracted	11.4 g	Dilution	NA
ICAL ID	U101204A	Extracted	02/28/2011 14:40
CCal Filename(s)	U110302C_18 & U110302C_18	Analyzed	03/03/2011 09:36
Method Blank ID	BLANK-28010	Injected By	CVS

Native Isomers	**Qs** (ng)	**Qm** (ng)	% Rec.	**Internal Standards**	**ng's Added**	**Percent Recovery**
2,3,7,8-TCDF	0.20	0.25	126	2,3,7,8-TCDF-13C	2.00	68
				2,3,7,8-TCDD-13C	2.00	85
				1,2,3,7,8-PeCDF-13C	2.00	66
2,3,7,8-TCDD	0.20	0.20	99	2,3,4,7,8-PeCDF-13C	2.00	68
				1,2,3,7,8-PeCDD-13C	2.00	81
				1,2,3,4,7,8-HxCDF-13C	2.00	78
1,2,3,7,8-PeCDF	1.00	1.11	111	1,2,3,6,7,8-HxCDF-13C	2.00	72
2,3,4,7,8-PeCDF	1.00	1.20	120	2,3,4,6,7,8-HxCDF-13C	2.00	75
				1,2,3,7,8,9-HxCDF-13C	2.00	72
				1,2,3,4,7,8-HxCDD-13C	2.00	83
1,2,3,7,8-PeCDD	1.00	1.02	102	1,2,3,6,7,8-HxCDD-13C	2.00	82
				1,2,3,4,6,7,8-HpCDF-13C	2.00	77
				1,2,3,4,7,8,9-HpCDF-13C	2.00	73
1,2,3,4,7,8-HxCDF	1.00	1.36	136	1,2,3,4,6,7,8-HpCDD-13C	2.00	89
1,2,3,6,7,8-HxCDF	1.00	1.25	125	OCDD-13C	4.00	78
2,3,4,6,7,8-HxCDF	1.00	1.29	129			
1,2,3,7,8,9-HxCDF	1.00	1.22	122	1,2,3,4-TCDD-13C	2.00	NA
				1,2,3,7,8,9-HxCDD-13C	2.00	NA
1,2,3,4,7,8-HxCDD	1.00	1.13	113	2,3,7,8-TCDD-37Cl4	0.20	76
1,2,3,6,7,8-HxCDD	1.00	1.40	140			
1,2,3,7,8,9-HxCDD	1.00	1.28	128			
1,2,3,4,6,7,8-HpCDF	1.00	3.53	353			
1,2,3,4,7,8,9-HpCDF	1.00	1.40	140			
1,2,3,4,6,7,8-HpCDD	1.00	11.18	1118			
OCDF	2.00	14.36	718			
OCDD	2.00	190.29	9514 E			

Qs = Quantity Spiked Qm = Quantity Measured Rec. = Recovery (Expressed as Percent)

Results reported on a dry weight basis and are valid to no more than 2 significant figures.
E = Exceeds calibration range

REPORT OF LABORATORY ANALYSIS

This report shall not be reproduced, except in full,
without the written consent of Pace Analytical Services, Inc.

Pace Analytical Services, Inc.
1700 Elm Street - Suite 200
Minneapolis, MN 55414

Tel: 612-607-1700
Fax: 612- 607-6444

Method 8290 Spiked Sample Report

Client - PASI Seattle

Client's Sample ID	SPL-31-4-MSD		
Lab Sample ID	256690004-MSD		
Filename	U110303A_02	Matrix	Solid
Total Amount Extracted	11.5 g	Dilution	NA
ICAL ID	U101204A	Extracted	02/28/2011 14:40
CCal Filename(s)	U110302C_18 & U110302C_18	Analyzed	03/03/2011 10:22
Method Blank ID	BLANK-28010	Injected By	CVS

Native Isomers	**Qs** (ng)	**Qm** (ng)	% Rec.	**Internal Standards**	**ng's Added**	**Percent Recovery**
2,3,7,8-TCDF	0.20	0.24	120	2,3,7,8-TCDF-13C	2.00	67
				2,3,7,8-TCDD-13C	2.00	84
				1,2,3,7,8-PeCDF-13C	2.00	66
2,3,7,8-TCDD	0.20	0.19	97	2,3,4,7,8-PeCDF-13C	2.00	68
				1,2,3,7,8-PeCDD-13C	2.00	81
				1,2,3,4,7,8-HxCDF-13C	2.00	74
1,2,3,7,8-PeCDF	1.00	1.10	110	1,2,3,6,7,8-HxCDF-13C	2.00	71
2,3,4,7,8-PeCDF	1.00	1.14	114	2,3,4,6,7,8-HxCDF-13C	2.00	73
				1,2,3,7,8,9-HxCDF-13C	2.00	67
				1,2,3,4,7,8-HxCDD-13C	2.00	82
1,2,3,7,8-PeCDD	1.00	0.98	98	1,2,3,6,7,8-HxCDD-13C	2.00	80
				1,2,3,4,6,7,8-HpCDF-13C	2.00	73
				1,2,3,4,7,8,9-HpCDF-13C	2.00	71
1,2,3,4,7,8-HxCDF	1.00	1.29	129	1,2,3,4,6,7,8-HpCDD-13C	2.00	84
1,2,3,6,7,8-HxCDF	1.00	1.20	120	OCDD-13C	4.00	69
2,3,4,6,7,8-HxCDF	1.00	1.21	121			
1,2,3,7,8,9-HxCDF	1.00	1.16	116	1,2,3,4-TCDD-13C	2.00	NA
				1,2,3,7,8,9-HxCDD-13C	2.00	NA
1,2,3,4,7,8-HxCDD	1.00	1.07	107	2,3,7,8-TCDD-37Cl4	0.20	76
1,2,3,6,7,8-HxCDD	1.00	1.27	127			
1,2,3,7,8,9-HxCDD	1.00	1.15	115			
1,2,3,4,6,7,8-HpCDF	1.00	2.66	266			
1,2,3,4,7,8,9-HpCDF	1.00	1.24	124			
1,2,3,4,6,7,8-HpCDD	1.00	6.91	691			
OCDF	2.00	9.52	476			
OCDD	2.00	112.07	5603 E			

Qs = Quantity Spiked Qm = Quantity Measured Rec. = Recovery (Expressed as Percent)

Results reported on a dry weight basis and are valid to no more than 2 significant figures.
E = Exceeds calibration range

REPORT OF LABORATORY ANALYSIS

This report shall not be reproduced, except in full,
without the written consent of Pace Analytical Services, Inc.

Pace Analytical Services, Inc.
1700 Elm Street - Suite 200
Minneapolis, MN 55414

Tel: 612-607-1700
Fax: 612- 607-6444

Method 8290 Spike Sample Results

Client - PASI Seattle

Client Sample ID	SPL-31-4			Dry Weights	
Lab Sample ID	256690004	Sample Filename	U110302C_11	Sample Amount	10.6 g
MS ID	256690004-MS	MS Filename	U110303A_01	MS Amount	10.2 g
MSD ID	256690004-MSD	MSD Filename	U110303A_02	MSD Amount	10.3 g

Analyte	Sample Conc. ng/Kg	MS/MSD Qs (ng)	MS Qm (ng)	MSD Qm (ng)	RPD	Background Subtracted MS % Rec.	MSD % Rec.	RPD
2,3,7,8-TCDF	0.768	0.20	0.25	0.24	5.3	123	116	5.5
2,3,7,8-TCDD	0.416	0.20	0.20	0.19	2.1	97	94	2.1
1,2,3,7,8-PeCDF	1.119	1.00	1.11	1.10	0.4	109	109	0.4
2,3,4,7,8-PeCDF	4.128	1.00	1.20	1.14	5.5	116	110	5.7
1,2,3,7,8-PeCDD	2.676	1.00	1.02	0.98	3.7	99	95	3.9
1,2,3,4,7,8-HxCDF	8.867	1.00	1.36	1.29	5.0	127	120	5.5
1,2,3,6,7,8-HxCDF	4.545	1.00	1.25	1.20	3.6	120	116	3.8
2,3,4,6,7,8-HxCDF	2.980	1.00	1.29	1.21	6.4	126	118	6.6
1,2,3,7,8,9-HxCDF	2.370	1.00	1.22	1.16	4.5	119	114	4.6
1,2,3,4,7,8-HxCDD	4.887	1.00	1.13	1.07	5.3	108	102	5.6
1,2,3,6,7,8-HxCDD	17.631	1.00	1.40	1.27	10.1	122	109	11.9
1,2,3,7,8,9-HxCDD	10.771	1.00	1.28	1.15	10.6	117	104	11.7
1,2,3,4,6,7,8-HpCDF	139.319	1.00	3.53	2.66	28.1	211	123	53.0
1,2,3,4,7,8,9-HpCDF	11.241	1.00	1.40	1.24	12.4	128	112	13.7
1,2,3,4,6,7,8-HpCDD	625.129	1.00	11.18	6.91	47.2	480	47	164.1
OCDF	679.589	2.00	14.36	9.52	40.5	371	126	98.4
OCDD	11316.631	2.00	190.29	112.07	51.7	3741	0	200.0

Definitions

MS = Matrix Spike
MSD = Matrix Spike Duplicate
Qm = Quantity Measured
Qs = Quantity Spiked
% Rec. = Percent Recovery
RPD = Relative Percent Difference
NA = Not Applicable
NC = Not Calculated

CDD = Chlorinated dibenzo-p-dioxin
CDF = Chlorinated dibenzo-p-furan
T = Tetra
Pe = Penta
Hx = Hexa
Hp = Hepta
O = Octa

Pace Analytical Services, Inc.
940 South Harney
Seattle, WA 98108
(206)767-5060

March 07, 2011

Joshua Johnson
Brown & Caldwell
724 Columbia St. NW#420
Olympia, WA 98501

RE: Project: East Bay Redevelopment 138130
Pace Project No.: 256691

Dear Joshua Johnson:
Enclosed are the analytical results for sample(s) received by the laboratory on February 18, 2011. The results relate only to the samples included in this report. Results reported herein conform to the most current NELAC standards, where applicable, unless otherwise narrated in the body of the report.

If you have any questions concerning this report, please feel free to contact me.

Sincerely,

Jennifer Gross

jennifer.gross@pacelabs.com
Project Manager

Enclosures

cc: Jon Turk, Brown & Caldwell

This report shall not be reproduced, except in full,
without the written consent of Pace Analytical Services, Inc..

Pace Analytical Services, Inc.
940 South Harney
Seattle, WA 98108
(206)767-5060

CERTIFICATIONS

Project: East Bay Redevelopment 138130
Pace Project No.: 256691

Washington Certification IDs

940 South Harney Street, Seattle, WA 98108
Alaska CS Certification #: UST-025
Alaska Drinking Water VOC Certification #: WA01230
Alaska Drinking Water Micro Certification #: WA01230
California Certification #: 01153CA
Florida/NELAP Certification #: E87617
Oregon Certification #: WA200007
Washington Certification #: C1229

This report shall not be reproduced, except in full,
without the written consent of Pace Analytical Services, Inc..

Pace Analytical Services, Inc.
940 South Harney
Seattle, WA 98108
(206)767-5060

SAMPLE ANALYTE COUNT

Project: East Bay Redevelopment 138130
Pace Project No.: 256691

Lab ID	Sample ID	Method	Analysts	Analytes Reported	Laboratory
256691001	**SPL-31-1**	NWTPH-Dx	AY1	4	PASI-S
		NWTPH-Gx	ATH	3	PASI-S
		EPA 8270 by SIM	ERB	20	PASI-S
		EPA 8260	LPM	8	PASI-S
		ASTM D2974-87	DMT	1	PASI-S
256691002	**SPL-31-2**	NWTPH-Dx	AY1	4	PASI-S
		NWTPH-Gx	ATH	3	PASI-S
		EPA 8270 by SIM	ERB	20	PASI-S
		EPA 8260	LPM	8	PASI-S
		ASTM D2974-87	DMT	1	PASI-S
256691003	**SPL-31-3**	NWTPH-Dx	AY1	4	PASI-S
		NWTPH-Gx	ATH	3	PASI-S
		EPA 8270 by SIM	ERB	20	PASI-S
		EPA 8260	LPM	8	PASI-S
		ASTM D2974-87	DMT	1	PASI-S
256691004	**SPL-31-4**	NWTPH-Dx	AY1	4	PASI-S
		NWTPH-Gx	ATH	3	PASI-S
		EPA 8270 by SIM	ERB	20	PASI-S
		EPA 8260	LPM	8	PASI-S
		ASTM D2974-87	DMT	1	PASI-S
256691005	**SPL-31-5**	NWTPH-Dx	AY1	4	PASI-S
		NWTPH-Gx	ATH	3	PASI-S
		EPA 8270 by SIM	ERB	20	PASI-S
		EPA 8260	LPM	8	PASI-S
		ASTM D2974-87	DMT	1	PASI-S
256691006	**SPL-31-6**	NWTPH-Dx	AY1	4	PASI-S
		NWTPH-Gx	ATH	3	PASI-S
		EPA 8270 by SIM	ERB	20	PASI-S
		EPA 8260	LPM	8	PASI-S
		ASTM D2974-87	DMT	1	PASI-S
256691007	**SPL-32-1**	NWTPH-Dx	AY1	4	PASI-S
		NWTPH-Gx	ATH	3	PASI-S
		EPA 8270 by SIM	ERB	20	PASI-S
		EPA 8260	LPM	8	PASI-S
		ASTM D2974-87	DMT	1	PASI-S
256691008	**SPL-32-2**	NWTPH-Dx	AY1	4	PASI-S
		NWTPH-Gx	ATH	3	PASI-S

This report shall not be reproduced, except in full,
without the written consent of Pace Analytical Services, Inc..

Pace Analytical Services, Inc.
940 South Harney
Seattle, WA 98108
(206)767-5060

SAMPLE ANALYTE COUNT

Project: East Bay Redevelopment 138130
Pace Project No.: 256691

Lab ID	Sample ID	Method	Analysts	Analytes Reported	Laboratory
		EPA 8270 by SIM	ERB	20	PASI-S
		EPA 8260	LPM	8	PASI-S
		ASTM D2974-87	DMT	1	PASI-S
256691009	**SPL-32-3**	NWTPH-Dx	AY1	4	PASI-S
		NWTPH-Gx	ATH	3	PASI-S
		EPA 8270 by SIM	ERB	20	PASI-S
		EPA 8260	LPM	8	PASI-S
		ASTM D2974-87	DMT	1	PASI-S
256691010	**TB 021811**	NWTPH-Gx	ATH	3	PASI-S
		EPA 8260	LPM	8	PASI-S

This report shall not be reproduced, except in full,
without the written consent of Pace Analytical Services, Inc..

Pace Analytical Services, Inc.
940 South Harney
Seattle, WA 98108
(206)767-5060

ANALYTICAL RESULTS

Project: East Bay Redevelopment 138130
Pace Project No.: 256691

Sample: SPL-31-1 **Lab ID: 256691001** Collected: 02/18/11 10:45 Received: 02/18/11 15:50 Matrix: Solid

Results reported on a "dry-weight" basis

Parameters	Results	Units	Report Limit	DF	Prepared	Analyzed	CAS No.	Qual
NWTPH-Dx GCS SG	Analytical Method: NWTPH-Dx Preparation Method: EPA 3546							
Diesel Range SG	ND	mg/kg	55.2	1	02/22/11 11:40	02/23/11 14:21		
Motor Oil Range SG	ND	mg/kg	221	1	02/22/11 11:40	02/23/11 14:21	64742-65-0	
n-Octacosane (S) SG	89	%	50-150	1	02/22/11 11:40	02/23/11 14:21	630-02-4	
o-Terphenyl (S) SG	98	%	50-150	1	02/22/11 11:40	02/23/11 14:21	84-15-1	
NWTPH-Gx GCV	Analytical Method: NWTPH-Gx Preparation Method: NWTPH-Gx							
Gasoline Range Organics	ND	mg/kg	28.1	1	02/28/11 08:00	02/28/11 10:42		
a,a,a-Trifluorotoluene (S)	139	%	50-150	1	02/28/11 08:00	02/28/11 10:42	98-08-8	
4-Bromofluorobenzene (S)	110	%	50-150	1	02/28/11 08:00	02/28/11 10:42	460-00-4	
8270 MSSV PAH by SIM	Analytical Method: EPA 8270 by SIM Preparation Method: EPA 3546							
Acenaphthene	ND	ug/kg	18.5	1	02/22/11 11:40	02/24/11 17:28	83-32-9	
Acenaphthylene	**26.1**	ug/kg	18.5	1	02/22/11 11:40	02/24/11 17:28	208-96-8	
Anthracene	**22.4**	ug/kg	18.5	1	02/22/11 11:40	02/24/11 17:28	120-12-7	
Benzo(a)anthracene	**39.5**	ug/kg	18.5	1	02/22/11 11:40	02/24/11 17:28	56-55-3	
Benzo(a)pyrene	**48.4**	ug/kg	18.5	1	02/22/11 11:40	02/24/11 17:28	50-32-8	
Benzo(b)fluoranthene	**31.5**	ug/kg	18.5	1	02/22/11 11:40	02/24/11 17:28	205-99-2	
Benzo(g,h,i)perylene	**25.3**	ug/kg	18.5	1	02/22/11 11:40	02/24/11 17:28	191-24-2	
Benzo(k)fluoranthene	**29.5**	ug/kg	18.5	1	02/22/11 11:40	02/24/11 17:28	207-08-9	
Chrysene	**44.0**	ug/kg	18.5	1	02/22/11 11:40	02/24/11 17:28	218-01-9	
Dibenz(a,h)anthracene	ND	ug/kg	18.5	1	02/22/11 11:40	02/24/11 17:28	53-70-3	
Fluoranthene	**88.0**	ug/kg	18.5	1	02/22/11 11:40	02/24/11 17:28	206-44-0	
Fluorene	**18.7**	ug/kg	18.5	1	02/22/11 11:40	02/24/11 17:28	86-73-7	
Indeno(1,2,3-cd)pyrene	**21.3**	ug/kg	18.5	1	02/22/11 11:40	02/24/11 17:28	193-39-5	
1-Methylnaphthalene	**54.6**	ug/kg	18.5	1	02/22/11 11:40	02/24/11 17:28	90-12-0	
2-Methylnaphthalene	**104**	ug/kg	18.5	1	02/22/11 11:40	02/24/11 17:28	91-57-6	
Naphthalene	**169**	ug/kg	18.5	1	02/22/11 11:40	02/24/11 17:28	91-20-3	
Phenanthrene	**97.3**	ug/kg	18.5	1	02/22/11 11:40	02/24/11 17:28	85-01-8	
Pyrene	**116**	ug/kg	18.5	1	02/22/11 11:40	02/24/11 17:28	129-00-0	
2-Fluorobiphenyl (S)	85	%	31-131	1	02/22/11 11:40	02/24/11 17:28	321-60-8	
Terphenyl-d14 (S)	80	%	30-133	1	02/22/11 11:40	02/24/11 17:28	1718-51-0	
8260/5035A Volatile Organics	Analytical Method: EPA 8260							
Benzene	ND	ug/kg	10.9	1		02/23/11 16:07	71-43-2	
Ethylbenzene	ND	ug/kg	10.9	1		02/23/11 16:07	100-41-4	
Toluene	ND	ug/kg	10.9	1		02/23/11 16:07	108-88-3	
Xylene (Total)	ND	ug/kg	32.7	1		02/23/11 16:07	1330-20-7	
Dibromofluoromethane (S)	96	%	80-136	1		02/23/11 16:07	1868-53-7	
Toluene-d8 (S)	102	%	80-120	1		02/23/11 16:07	2037-26-5	
4-Bromofluorobenzene (S)	102	%	72-122	1		02/23/11 16:07	460-00-4	
1,2-Dichloroethane-d4 (S)	96	%	80-143	1		02/23/11 16:07	17060-07-0	
Percent Moisture	Analytical Method: ASTM D2974-87							
Percent Moisture	**64.0**	%	0.10	1		02/21/11 17:53		

This report shall not be reproduced, except in full,
without the written consent of Pace Analytical Services, Inc..

Pace Analytical Services, Inc.
940 South Harney
Seattle, WA 98108
(206)767-5060

ANALYTICAL RESULTS

Project: East Bay Redevelopment 138130
Pace Project No.: 256691

Sample: SPL-31-2 **Lab ID: 256691002** Collected: 02/18/11 11:00 Received: 02/18/11 15:50 Matrix: Solid

Results reported on a "dry-weight" basis

Parameters	Results	Units	Report Limit	DF	Prepared	Analyzed	CAS No.	Qual
NWTPH-Dx GCS SG	Analytical Method: NWTPH-Dx Preparation Method: EPA 3546							
Diesel Range SG	ND	mg/kg	25.8	1	02/22/11 11:40	02/23/11 14:38		
Motor Oil Range SG	ND	mg/kg	103	1	02/22/11 11:40	02/23/11 14:38	64742-65-0	
n-Octacosane (S) SG	99	%	50-150	1	02/22/11 11:40	02/23/11 14:38	630-02-4	
o-Terphenyl (S) SG	98	%	50-150	1	02/22/11 11:40	02/23/11 14:38	84-15-1	
NWTPH-Gx GCV	Analytical Method: NWTPH-Gx Preparation Method: NWTPH-Gx							
Gasoline Range Organics	ND	mg/kg	8.1	1	02/28/11 08:00	02/28/11 12:42		
a,a,a-Trifluorotoluene (S)	133	%	50-150	1	02/28/11 08:00	02/28/11 12:42	98-08-8	
4-Bromofluorobenzene (S)	110	%	50-150	1	02/28/11 08:00	02/28/11 12:42	460-00-4	
8270 MSSV PAH by SIM	Analytical Method: EPA 8270 by SIM Preparation Method: EPA 3546							
Acenaphthene	**8.6**	ug/kg	8.6	1	02/22/11 11:40	02/24/11 18:18	83-32-9	
Acenaphthylene	**25.7**	ug/kg	8.6	1	02/22/11 11:40	02/24/11 18:18	208-96-8	
Anthracene	**13.3**	ug/kg	8.6	1	02/22/11 11:40	02/24/11 18:18	120-12-7	
Benzo(a)anthracene	**22.2**	ug/kg	8.6	1	02/22/11 11:40	02/24/11 18:18	56-55-3	
Benzo(a)pyrene	**23.9**	ug/kg	8.6	1	02/22/11 11:40	02/24/11 18:18	50-32-8	
Benzo(b)fluoranthene	**15.0**	ug/kg	8.6	1	02/22/11 11:40	02/24/11 18:18	205-99-2	
Benzo(g,h,i)perylene	**14.5**	ug/kg	8.6	1	02/22/11 11:40	02/24/11 18:18	191-24-2	
Benzo(k)fluoranthene	**15.0**	ug/kg	8.6	1	02/22/11 11:40	02/24/11 18:18	207-08-9	
Chrysene	**25.9**	ug/kg	8.6	1	02/22/11 11:40	02/24/11 18:18	218-01-9	
Dibenz(a,h)anthracene	ND	ug/kg	8.6	1	02/22/11 11:40	02/24/11 18:18	53-70-3	
Fluoranthene	**63.8**	ug/kg	8.6	1	02/22/11 11:40	02/24/11 18:18	206-44-0	
Fluorene	**9.6**	ug/kg	8.6	1	02/22/11 11:40	02/24/11 18:18	86-73-7	
Indeno(1,2,3-cd)pyrene	**10.6**	ug/kg	8.6	1	02/22/11 11:40	02/24/11 18:18	193-39-5	
1-Methylnaphthalene	**15.6**	ug/kg	8.6	1	02/22/11 11:40	02/24/11 18:18	90-12-0	
2-Methylnaphthalene	**24.0**	ug/kg	8.6	1	02/22/11 11:40	02/24/11 18:18	91-57-6	
Naphthalene	**128**	ug/kg	8.6	1	02/22/11 11:40	02/24/11 18:18	91-20-3	
Phenanthrene	**73.2**	ug/kg	8.6	1	02/22/11 11:40	02/24/11 18:18	85-01-8	
Pyrene	**71.8**	ug/kg	8.6	1	02/22/11 11:40	02/24/11 18:18	129-00-0	
2-Fluorobiphenyl (S)	92	%	31-131	1	02/22/11 11:40	02/24/11 18:18	321-60-8	
Terphenyl-d14 (S)	83	%	30-133	1	02/22/11 11:40	02/24/11 18:18	1718-51-0	
8260/5035A Volatile Organics	Analytical Method: EPA 8260							
Benzene	ND	ug/kg	3.7	1		02/23/11 16:27	71-43-2	
Ethylbenzene	ND	ug/kg	3.7	1		02/23/11 16:27	100-41-4	
Toluene	ND	ug/kg	3.7	1		02/23/11 16:27	108-88-3	
Xylene (Total)	ND	ug/kg	11.0	1		02/23/11 16:27	1330-20-7	
Dibromofluoromethane (S)	95	%	80-136	1		02/23/11 16:27	1868-53-7	
Toluene-d8 (S)	96	%	80-120	1		02/23/11 16:27	2037-26-5	
4-Bromofluorobenzene (S)	93	%	72-122	1		02/23/11 16:27	460-00-4	
1,2-Dichloroethane-d4 (S)	91	%	80-143	1		02/23/11 16:27	17060-07-0	
Percent Moisture	Analytical Method: ASTM D2974-87							
Percent Moisture	**22.7**	%	0.10	1		02/21/11 17:54		

This report shall not be reproduced, except in full,
without the written consent of Pace Analytical Services, Inc..

Pace Analytical Services, Inc.
940 South Harney
Seattle, WA 98108
(206)767-5060

ANALYTICAL RESULTS

Project: East Bay Redevelopment 138130
Pace Project No.: 256691

Sample: SPL-31-3 **Lab ID: 256691003** Collected: 02/18/11 11:10 Received: 02/18/11 15:50 Matrix: Solid

Results reported on a "dry-weight" basis

Parameters	Results	Units	Report Limit	DF	Prepared	Analyzed	CAS No.	Qual
NWTPH-Dx GCS SG	Analytical Method: NWTPH-Dx Preparation Method: EPA 3546							
Diesel Range SG	**61.7**	mg/kg	20.4	1	02/22/11 11:40	02/23/11 14:55		
Motor Oil Range SG	**270**	mg/kg	81.6	1	02/22/11 11:40	02/23/11 14:55	64742-65-0	
n-Octacosane (S) SG	103	%	50-150	1	02/22/11 11:40	02/23/11 14:55	630-02-4	
o-Terphenyl (S) SG	103	%	50-150	1	02/22/11 11:40	02/23/11 14:55	84-15-1	
NWTPH-Gx GCV	Analytical Method: NWTPH-Gx Preparation Method: NWTPH-Gx							
Gasoline Range Organics	ND	mg/kg	5.3	1	02/28/11 08:00	02/28/11 13:06		
a,a,a-Trifluorotoluene (S)	122	%	50-150	1	02/28/11 08:00	02/28/11 13:06	98-08-8	
4-Bromofluorobenzene (S)	100	%	50-150	1	02/28/11 08:00	02/28/11 13:06	460-00-4	
8270 MSSV PAH by SIM	Analytical Method: EPA 8270 by SIM Preparation Method: EPA 3546							
Acenaphthene	**185**	ug/kg	7.3	1	02/22/11 11:40	02/24/11 18:35	83-32-9	
Acenaphthylene	**44.5**	ug/kg	7.3	1	02/22/11 11:40	02/24/11 18:35	208-96-8	
Anthracene	**322**	ug/kg	7.3	1	02/22/11 11:40	02/24/11 18:35	120-12-7	
Benzo(a)anthracene	**514**	ug/kg	7.3	1	02/22/11 11:40	02/24/11 18:35	56-55-3	
Benzo(a)pyrene	**580**	ug/kg	7.3	1	02/22/11 11:40	02/24/11 18:35	50-32-8	
Benzo(b)fluoranthene	**341**	ug/kg	7.3	1	02/22/11 11:40	02/24/11 18:35	205-99-2	
Benzo(g,h,i)perylene	**310**	ug/kg	7.3	1	02/22/11 11:40	02/24/11 18:35	191-24-2	
Benzo(k)fluoranthene	**337**	ug/kg	7.3	1	02/22/11 11:40	02/24/11 18:35	207-08-9	
Chrysene	**518**	ug/kg	7.3	1	02/22/11 11:40	02/24/11 18:35	218-01-9	
Dibenz(a,h)anthracene	**79.0**	ug/kg	7.3	1	02/22/11 11:40	02/24/11 18:35	53-70-3	
Fluoranthene	**911**	ug/kg	7.3	1	02/22/11 11:40	02/24/11 18:35	206-44-0	
Fluorene	**162**	ug/kg	7.3	1	02/22/11 11:40	02/24/11 18:35	86-73-7	
Indeno(1,2,3-cd)pyrene	**257**	ug/kg	7.3	1	02/22/11 11:40	02/24/11 18:35	193-39-5	
1-Methylnaphthalene	**70.9**	ug/kg	7.3	1	02/22/11 11:40	02/24/11 18:35	90-12-0	
2-Methylnaphthalene	**119**	ug/kg	7.3	1	02/22/11 11:40	02/24/11 18:35	91-57-6	
Naphthalene	**132**	ug/kg	7.3	1	02/22/11 11:40	02/24/11 18:35	91-20-3	
Phenanthrene	**1100**	ug/kg	7.3	1	02/22/11 11:40	02/24/11 18:35	85-01-8	
Pyrene	**1190**	ug/kg	7.3	1	02/22/11 11:40	02/24/11 18:35	129-00-0	
2-Fluorobiphenyl (S)	84	%	31-131	1	02/22/11 11:40	02/24/11 18:35	321-60-8	
Terphenyl-d14 (S)	84	%	30-133	1	02/22/11 11:40	02/24/11 18:35	1718-51-0	
8260/5035A Volatile Organics	Analytical Method: EPA 8260							
Benzene	ND	ug/kg	2.9	1		02/23/11 16:47	71-43-2	
Ethylbenzene	ND	ug/kg	2.9	1		02/23/11 16:47	100-41-4	
Toluene	ND	ug/kg	2.9	1		02/23/11 16:47	108-88-3	
Xylene (Total)	ND	ug/kg	8.8	1		02/23/11 16:47	1330-20-7	
Dibromofluoromethane (S)	98	%	80-136	1		02/23/11 16:47	1868-53-7	
Toluene-d8 (S)	93	%	80-120	1		02/23/11 16:47	2037-26-5	
4-Bromofluorobenzene (S)	97	%	72-122	1		02/23/11 16:47	460-00-4	
1,2-Dichloroethane-d4 (S)	98	%	80-143	1		02/23/11 16:47	17060-07-0	
Percent Moisture	Analytical Method: ASTM D2974-87							
Percent Moisture	**10.8**	%	0.10	1		02/21/11 17:55		

This report shall not be reproduced, except in full,
without the written consent of Pace Analytical Services, Inc..

Pace Analytical Services, Inc.
940 South Harney
Seattle, WA 98108
(206)767-5060

ANALYTICAL RESULTS

Project: East Bay Redevelopment 138130
Pace Project No.: 256691

Sample: SPL-31-4 **Lab ID: 256691004** Collected: 02/18/11 11:20 Received: 02/18/11 15:50 Matrix: Solid

Results reported on a "dry-weight" basis

Parameters	Results	Units	Report Limit	DF	Prepared	Analyzed	CAS No.	Qual
NWTPH-Dx GCS SG	Analytical Method: NWTPH-Dx Preparation Method: EPA 3546							
Diesel Range SG	**89.9**	mg/kg	22.9	1	02/22/11 11:40	02/23/11 15:11		
Motor Oil Range SG	**122**	mg/kg	91.5	1	02/22/11 11:40	02/23/11 15:11	64742-65-0	
n-Octacosane (S) SG	106	%	50-150	1	02/22/11 11:40	02/23/11 15:11	630-02-4	
o-Terphenyl (S) SG	98	%	50-150	1	02/22/11 11:40	02/23/11 15:11	84-15-1	
NWTPH-Gx GCV	Analytical Method: NWTPH-Gx Preparation Method: NWTPH-Gx							
Gasoline Range Organics	ND	mg/kg	5.5	1	02/28/11 08:00	02/28/11 13:30		
a,a,a-Trifluorotoluene (S)	128	%	50-150	1	02/28/11 08:00	02/28/11 13:30	98-08-8	
4-Bromofluorobenzene (S)	107	%	50-150	1	02/28/11 08:00	02/28/11 13:30	460-00-4	
8270 MSSV PAH by SIM	Analytical Method: EPA 8270 by SIM Preparation Method: EPA 3546							
Acenaphthene	ND	ug/kg	7.6	1	02/22/11 11:40	02/24/11 18:51	83-32-9	
Acenaphthylene	**9.2**	ug/kg	7.6	1	02/22/11 11:40	02/24/11 18:51	208-96-8	
Anthracene	**16.1**	ug/kg	7.6	1	02/22/11 11:40	02/24/11 18:51	120-12-7	
Benzo(a)anthracene	**29.4**	ug/kg	7.6	1	02/22/11 11:40	02/24/11 18:51	56-55-3	
Benzo(a)pyrene	**40.4**	ug/kg	7.6	1	02/22/11 11:40	02/24/11 18:51	50-32-8	
Benzo(b)fluoranthene	**23.2**	ug/kg	7.6	1	02/22/11 11:40	02/24/11 18:51	205-99-2	
Benzo(g,h,i)perylene	**31.5**	ug/kg	7.6	1	02/22/11 11:40	02/24/11 18:51	191-24-2	
Benzo(k)fluoranthene	**26.5**	ug/kg	7.6	1	02/22/11 11:40	02/24/11 18:51	207-08-9	
Chrysene	**37.3**	ug/kg	7.6	1	02/22/11 11:40	02/24/11 18:51	218-01-9	
Dibenz(a,h)anthracene	**8.0**	ug/kg	7.6	1	02/22/11 11:40	02/24/11 18:51	53-70-3	
Fluoranthene	**58.6**	ug/kg	7.6	1	02/22/11 11:40	02/24/11 18:51	206-44-0	
Fluorene	**10.5**	ug/kg	7.6	1	02/22/11 11:40	02/24/11 18:51	86-73-7	
Indeno(1,2,3-cd)pyrene	**22.6**	ug/kg	7.6	1	02/22/11 11:40	02/24/11 18:51	193-39-5	
1-Methylnaphthalene	**12.4**	ug/kg	7.6	1	02/22/11 11:40	02/24/11 18:51	90-12-0	
2-Methylnaphthalene	**24.6**	ug/kg	7.6	1	02/22/11 11:40	02/24/11 18:51	91-57-6	
Naphthalene	**37.9**	ug/kg	7.6	1	02/22/11 11:40	02/24/11 18:51	91-20-3	
Phenanthrene	**56.5**	ug/kg	7.6	1	02/22/11 11:40	02/24/11 18:51	85-01-8	
Pyrene	**94.9**	ug/kg	7.6	1	02/22/11 11:40	02/24/11 18:51	129-00-0	
2-Fluorobiphenyl (S)	92	%	31-131	1	02/22/11 11:40	02/24/11 18:51	321-60-8	
Terphenyl-d14 (S)	93	%	30-133	1	02/22/11 11:40	02/24/11 18:51	1718-51-0	
8260/5035A Volatile Organics	Analytical Method: EPA 8260							
Benzene	ND	ug/kg	3.0	1		02/23/11 17:06	71-43-2	
Ethylbenzene	ND	ug/kg	3.0	1		02/23/11 17:06	100-41-4	
Toluene	ND	ug/kg	3.0	1		02/23/11 17:06	108-88-3	
Xylene (Total)	ND	ug/kg	8.9	1		02/23/11 17:06	1330-20-7	
Dibromofluoromethane (S)	93	%	80-136	1		02/23/11 17:06	1868-53-7	
Toluene-d8 (S)	93	%	80-120	1		02/23/11 17:06	2037-26-5	
4-Bromofluorobenzene (S)	91	%	72-122	1		02/23/11 17:06	460-00-4	
1,2-Dichloroethane-d4 (S)	95	%	80-143	1		02/23/11 17:06	17060-07-0	
Percent Moisture	Analytical Method: ASTM D2974-87							
Percent Moisture	**13.6**	%	0.10	1		02/21/11 17:56		

This report shall not be reproduced, except in full,
without the written consent of Pace Analytical Services, Inc..

Pace Analytical Services, Inc.
940 South Harney
Seattle, WA 98108
(206)767-5060

ANALYTICAL RESULTS

Project: East Bay Redevelopment 138130
Pace Project No.: 256691

Sample: SPL-31-5 **Lab ID: 256691005** Collected: 02/18/11 11:40 Received: 02/18/11 15:50 Matrix: Solid

Results reported on a "dry-weight" basis

Parameters	Results	Units	Report Limit	DF	Prepared	Analyzed	CAS No.	Qual
NWTPH-Dx GCS SG	Analytical Method: NWTPH-Dx Preparation Method: EPA 3546							
Diesel Range SG	ND	mg/kg	92.8	1	02/22/11 11:40	02/23/11 15:28		
Motor Oil Range SG	ND	mg/kg	371	1	02/22/11 11:40	02/23/11 15:28	64742-65-0	
n-Octacosane (S) SG	102	%	50-150	1	02/22/11 11:40	02/23/11 15:28	630-02-4	
o-Terphenyl (S) SG	92	%	50-150	1	02/22/11 11:40	02/23/11 15:28	84-15-1	
NWTPH-Gx GCV	Analytical Method: NWTPH-Gx Preparation Method: NWTPH-Gx							
Gasoline Range Organics	ND	mg/kg	55.5	1	02/28/11 08:00	02/28/11 13:54		
a,a,a-Trifluorotoluene (S)	143	%	50-150	1	02/28/11 08:00	02/28/11 13:54	98-08-8	
4-Bromofluorobenzene (S)	117	%	50-150	1	02/28/11 08:00	02/28/11 13:54	460-00-4	
8270 MSSV PAH by SIM	Analytical Method: EPA 8270 by SIM Preparation Method: EPA 3546							
Acenaphthene	ND	ug/kg	33.3	1	02/22/11 11:40	02/24/11 19:08	83-32-9	
Acenaphthylene	**52.8**	ug/kg	33.3	1	02/22/11 11:40	02/24/11 19:08	208-96-8	
Anthracene	**38.9**	ug/kg	33.3	1	02/22/11 11:40	02/24/11 19:08	120-12-7	
Benzo(a)anthracene	**48.3**	ug/kg	33.3	1	02/22/11 11:40	02/24/11 19:08	56-55-3	
Benzo(a)pyrene	**45.5**	ug/kg	33.3	1	02/22/11 11:40	02/24/11 19:08	50-32-8	
Benzo(b)fluoranthene	ND	ug/kg	33.3	1	02/22/11 11:40	02/24/11 19:08	205-99-2	
Benzo(g,h,i)perylene	ND	ug/kg	33.3	1	02/22/11 11:40	02/24/11 19:08	191-24-2	
Benzo(k)fluoranthene	ND	ug/kg	33.3	1	02/22/11 11:40	02/24/11 19:08	207-08-9	
Chrysene	**51.2**	ug/kg	33.3	1	02/22/11 11:40	02/24/11 19:08	218-01-9	
Dibenz(a,h)anthracene	ND	ug/kg	33.3	1	02/22/11 11:40	02/24/11 19:08	53-70-3	
Fluoranthene	**117**	ug/kg	33.3	1	02/22/11 11:40	02/24/11 19:08	206-44-0	
Fluorene	ND	ug/kg	33.3	1	02/22/11 11:40	02/24/11 19:08	86-73-7	
Indeno(1,2,3-cd)pyrene	ND	ug/kg	33.3	1	02/22/11 11:40	02/24/11 19:08	193-39-5	
1-Methylnaphthalene	ND	ug/kg	33.3	1	02/22/11 11:40	02/24/11 19:08	90-12-0	
2-Methylnaphthalene	**39.9**	ug/kg	33.3	1	02/22/11 11:40	02/24/11 19:08	91-57-6	
Naphthalene	**305**	ug/kg	33.3	1	02/22/11 11:40	02/24/11 19:08	91-20-3	
Phenanthrene	**144**	ug/kg	33.3	1	02/22/11 11:40	02/24/11 19:08	85-01-8	
Pyrene	**144**	ug/kg	33.3	1	02/22/11 11:40	02/24/11 19:08	129-00-0	
2-Fluorobiphenyl (S)	73	%	31-131	1	02/22/11 11:40	02/24/11 19:08	321-60-8	
Terphenyl-d14 (S)	73	%	30-133	1	02/22/11 11:40	02/24/11 19:08	1718-51-0	
8260/5035A Volatile Organics	Analytical Method: EPA 8260							
Benzene	ND	ug/kg	19.0	1		02/24/11 10:34	71-43-2	
Ethylbenzene	ND	ug/kg	19.0	1		02/24/11 10:34	100-41-4	
Toluene	ND	ug/kg	19.0	1		02/24/11 10:34	108-88-3	
Xylene (Total)	ND	ug/kg	57.1	1		02/24/11 10:34	1330-20-7	
Dibromofluoromethane (S)	96	%	80-136	1		02/24/11 10:34	1868-53-7	
Toluene-d8 (S)	99	%	80-120	1		02/24/11 10:34	2037-26-5	
4-Bromofluorobenzene (S)	99	%	72-122	1		02/24/11 10:34	460-00-4	
1,2-Dichloroethane-d4 (S)	95	%	80-143	1		02/24/11 10:34	17060-07-0	
Percent Moisture	Analytical Method: ASTM D2974-87							
Percent Moisture	**80.0**	%	0.10	1		02/21/11 17:57		

This report shall not be reproduced, except in full,
without the written consent of Pace Analytical Services, Inc..

Pace Analytical Services, Inc.
940 South Harney
Seattle, WA 98108
(206)767-5060

ANALYTICAL RESULTS

Project: East Bay Redevelopment 138130
Pace Project No.: 256691

Sample: SPL-31-6 **Lab ID: 256691006** Collected: 02/18/11 11:50 Received: 02/18/11 15:50 Matrix: Solid

Results reported on a "dry-weight" basis

Parameters	Results	Units	Report Limit	DF	Prepared	Analyzed	CAS No.	Qual
NWTPH-Dx GCS SG	Analytical Method: NWTPH-Dx Preparation Method: EPA 3546							
Diesel Range SG	ND	mg/kg	98.6	1	02/22/11 11:40	02/23/11 15:45		
Motor Oil Range SG	**418**	mg/kg	395	1	02/22/11 11:40	02/23/11 15:45	64742-65-0	
n-Octacosane (S) SG	105	%	50-150	1	02/22/11 11:40	02/23/11 15:45	630-02-4	
o-Terphenyl (S) SG	88	%	50-150	1	02/22/11 11:40	02/23/11 15:45	84-15-1	
NWTPH-Gx GCV	Analytical Method: NWTPH-Gx Preparation Method: NWTPH-Gx							
Gasoline Range Organics	ND	mg/kg	59.9	1	02/28/11 08:00	02/28/11 14:18		
a,a,a-Trifluorotoluene (S)	128	%	50-150	1	02/28/11 08:00	02/28/11 14:18	98-08-8	
4-Bromofluorobenzene (S)	105	%	50-150	1	02/28/11 08:00	02/28/11 14:18	460-00-4	
8270 MSSV PAH by SIM	Analytical Method: EPA 8270 by SIM Preparation Method: EPA 3546							
Acenaphthene	ND	ug/kg	33.6	1	02/22/11 11:40	02/24/11 19:25	83-32-9	
Acenaphthylene	**54.0**	ug/kg	33.6	1	02/22/11 11:40	02/24/11 19:25	208-96-8	
Anthracene	ND	ug/kg	33.6	1	02/22/11 11:40	02/24/11 19:25	120-12-7	
Benzo(a)anthracene	ND	ug/kg	33.6	1	02/22/11 11:40	02/24/11 19:25	56-55-3	
Benzo(a)pyrene	ND	ug/kg	33.6	1	02/22/11 11:40	02/24/11 19:25	50-32-8	
Benzo(b)fluoranthene	ND	ug/kg	33.6	1	02/22/11 11:40	02/24/11 19:25	205-99-2	
Benzo(g,h,i)perylene	ND	ug/kg	33.6	1	02/22/11 11:40	02/24/11 19:25	191-24-2	
Benzo(k)fluoranthene	ND	ug/kg	33.6	1	02/22/11 11:40	02/24/11 19:25	207-08-9	
Chrysene	ND	ug/kg	33.6	1	02/22/11 11:40	02/24/11 19:25	218-01-9	
Dibenz(a,h)anthracene	ND	ug/kg	33.6	1	02/22/11 11:40	02/24/11 19:25	53-70-3	
Fluoranthene	**76.9**	ug/kg	33.6	1	02/22/11 11:40	02/24/11 19:25	206-44-0	
Fluorene	ND	ug/kg	33.6	1	02/22/11 11:40	02/24/11 19:25	86-73-7	
Indeno(1,2,3-cd)pyrene	ND	ug/kg	33.6	1	02/22/11 11:40	02/24/11 19:25	193-39-5	
1-Methylnaphthalene	ND	ug/kg	33.6	1	02/22/11 11:40	02/24/11 19:25	90-12-0	
2-Methylnaphthalene	**37.4**	ug/kg	33.6	1	02/22/11 11:40	02/24/11 19:25	91-57-6	
Naphthalene	**342**	ug/kg	33.6	1	02/22/11 11:40	02/24/11 19:25	91-20-3	
Phenanthrene	**124**	ug/kg	33.6	1	02/22/11 11:40	02/24/11 19:25	85-01-8	
Pyrene	**87.2**	ug/kg	33.6	1	02/22/11 11:40	02/24/11 19:25	129-00-0	
2-Fluorobiphenyl (S)	85	%	31-131	1	02/22/11 11:40	02/24/11 19:25	321-60-8	
Terphenyl-d14 (S)	83	%	30-133	1	02/22/11 11:40	02/24/11 19:25	1718-51-0	
8260/5035A Volatile Organics	Analytical Method: EPA 8260							
Benzene	ND	ug/kg	22.7	1		02/24/11 11:15	71-43-2	
Ethylbenzene	ND	ug/kg	22.7	1		02/24/11 11:15	100-41-4	
Toluene	ND	ug/kg	22.7	1		02/24/11 11:15	108-88-3	
Xylene (Total)	ND	ug/kg	68.1	1		02/24/11 11:15	1330-20-7	
Dibromofluoromethane (S)	101	%	80-136	1		02/24/11 11:15	1868-53-7	
Toluene-d8 (S)	96	%	80-120	1		02/24/11 11:15	2037-26-5	
4-Bromofluorobenzene (S)	97	%	72-122	1		02/24/11 11:15	460-00-4	
1,2-Dichloroethane-d4 (S)	100	%	80-143	1		02/24/11 11:15	17060-07-0	
Percent Moisture	Analytical Method: ASTM D2974-87							
Percent Moisture	**80.1**	%	0.10	1		02/21/11 17:58		

This report shall not be reproduced, except in full,
without the written consent of Pace Analytical Services, Inc..

Pace Analytical Services, Inc.
940 South Harney
Seattle, WA 98108
(206)767-5060

ANALYTICAL RESULTS

Project: East Bay Redevelopment 138130
Pace Project No.: 256691

Sample: SPL-32-1 **Lab ID: 256691007** Collected: 02/18/11 12:00 Received: 02/18/11 15:50 Matrix: Solid

Results reported on a "dry-weight" basis

Parameters	Results	Units	Report Limit	DF	Prepared	Analyzed	CAS No.	Qual
NWTPH-Dx GCS SG	Analytical Method: NWTPH-Dx Preparation Method: EPA 3546							
Diesel Range SG	**30.0**	mg/kg	27.2	1	02/22/11 11:40	02/23/11 16:02		
Motor Oil Range SG	**196**	mg/kg	109	1	02/22/11 11:40	02/23/11 16:02	64742-65-0	
n-Octacosane (S) SG	106	%	50-150	1	02/22/11 11:40	02/23/11 16:02	630-02-4	
o-Terphenyl (S) SG	98	%	50-150	1	02/22/11 11:40	02/23/11 16:02	84-15-1	
NWTPH-Gx GCV	Analytical Method: NWTPH-Gx Preparation Method: NWTPH-Gx							
Gasoline Range Organics	ND	mg/kg	8.0	1	02/28/11 08:00	02/28/11 15:06		
a,a,a-Trifluorotoluene (S)	144	%	50-150	1	02/28/11 08:00	02/28/11 15:06	98-08-8	
4-Bromofluorobenzene (S)	119	%	50-150	1	02/28/11 08:00	02/28/11 15:06	460-00-4	
8270 MSSV PAH by SIM	Analytical Method: EPA 8270 by SIM Preparation Method: EPA 3546							
Acenaphthene	**11.4**	ug/kg	9.0	1	02/22/11 11:40	02/24/11 19:41	83-32-9	
Acenaphthylene	**15.4**	ug/kg	9.0	1	02/22/11 11:40	02/24/11 19:41	208-96-8	
Anthracene	**16.9**	ug/kg	9.0	1	02/22/11 11:40	02/24/11 19:41	120-12-7	
Benzo(a)anthracene	**70.6**	ug/kg	9.0	1	02/22/11 11:40	02/24/11 19:41	56-55-3	
Benzo(a)pyrene	**83.1**	ug/kg	9.0	1	02/22/11 11:40	02/24/11 19:41	50-32-8	
Benzo(b)fluoranthene	**107**	ug/kg	9.0	1	02/22/11 11:40	02/24/11 19:41	205-99-2	
Benzo(g,h,i)perylene	**59.5**	ug/kg	9.0	1	02/22/11 11:40	02/24/11 19:41	191-24-2	
Benzo(k)fluoranthene	**94.1**	ug/kg	9.0	1	02/22/11 11:40	02/24/11 19:41	207-08-9	
Chrysene	**124**	ug/kg	9.0	1	02/22/11 11:40	02/24/11 19:41	218-01-9	
Dibenz(a,h)anthracene	**12.3**	ug/kg	9.0	1	02/22/11 11:40	02/24/11 19:41	53-70-3	
Fluoranthene	**93.8**	ug/kg	9.0	1	02/22/11 11:40	02/24/11 19:41	206-44-0	
Fluorene	**12.7**	ug/kg	9.0	1	02/22/11 11:40	02/24/11 19:41	86-73-7	
Indeno(1,2,3-cd)pyrene	**50.6**	ug/kg	9.0	1	02/22/11 11:40	02/24/11 19:41	193-39-5	
1-Methylnaphthalene	**13.3**	ug/kg	9.0	1	02/22/11 11:40	02/24/11 19:41	90-12-0	
2-Methylnaphthalene	**19.6**	ug/kg	9.0	1	02/22/11 11:40	02/24/11 19:41	91-57-6	
Naphthalene	**56.2**	ug/kg	9.0	1	02/22/11 11:40	02/24/11 19:41	91-20-3	
Phenanthrene	**57.5**	ug/kg	9.0	1	02/22/11 11:40	02/24/11 19:41	85-01-8	
Pyrene	**97.0**	ug/kg	9.0	1	02/22/11 11:40	02/24/11 19:41	129-00-0	
2-Fluorobiphenyl (S)	80	%	31-131	1	02/22/11 11:40	02/24/11 19:41	321-60-8	
Terphenyl-d14 (S)	72	%	30-133	1	02/22/11 11:40	02/24/11 19:41	1718-51-0	
8260/5035A Volatile Organics	Analytical Method: EPA 8260							
Benzene	ND	ug/kg	3.3	1		02/24/11 11:50	71-43-2	
Ethylbenzene	ND	ug/kg	3.3	1		02/24/11 11:50	100-41-4	
Toluene	ND	ug/kg	3.3	1		02/24/11 11:50	108-88-3	
Xylene (Total)	ND	ug/kg	9.9	1		02/24/11 11:50	1330-20-7	
Dibromofluoromethane (S)	102	%	80-136	1		02/24/11 11:50	1868-53-7	
Toluene-d8 (S)	96	%	80-120	1		02/24/11 11:50	2037-26-5	
4-Bromofluorobenzene (S)	98	%	72-122	1		02/24/11 11:50	460-00-4	
1,2-Dichloroethane-d4 (S)	98	%	80-143	1		02/24/11 11:50	17060-07-0	
Percent Moisture	Analytical Method: ASTM D2974-87							
Percent Moisture	**27.4**	%	0.10	1		02/21/11 17:59		

This report shall not be reproduced, except in full,
without the written consent of Pace Analytical Services, Inc..

Pace Analytical Services, Inc.
940 South Harney
Seattle, WA 98108
(206)767-5060

ANALYTICAL RESULTS

Project: East Bay Redevelopment 138130
Pace Project No.: 256691

Sample: SPL-32-2 **Lab ID: 256691008** Collected: 02/18/11 12:15 Received: 02/18/11 15:50 Matrix: Solid

Results reported on a "dry-weight" basis

Parameters	Results	Units	Report Limit	DF	Prepared	Analyzed	CAS No.	Qual
NWTPH-Dx GCS SG	Analytical Method: NWTPH-Dx Preparation Method: EPA 3546							
Diesel Range SG	**526**	mg/kg	29.0	1	02/22/11 11:40	02/23/11 16:52		
Motor Oil Range SG	**2910**	mg/kg	116	1	02/22/11 11:40	02/23/11 16:52	64742-65-0	
n-Octacosane (S) SG	141	%	50-150	1	02/22/11 11:40	02/23/11 16:52	630-02-4	
o-Terphenyl (S) SG	91	%	50-150	1	02/22/11 11:40	02/23/11 16:52	84-15-1	
NWTPH-Gx GCV	Analytical Method: NWTPH-Gx Preparation Method: NWTPH-Gx							
Gasoline Range Organics	ND	mg/kg	8.6	1	02/28/11 08:00	02/28/11 15:31		
a,a,a-Trifluorotoluene (S)	121	%	50-150	1	02/28/11 08:00	02/28/11 15:31	98-08-8	
4-Bromofluorobenzene (S)	101	%	50-150	1	02/28/11 08:00	02/28/11 15:31	460-00-4	
8270 MSSV PAH by SIM	Analytical Method: EPA 8270 by SIM Preparation Method: EPA 3546							
Acenaphthene	**17.2**	ug/kg	9.8	1	02/22/11 11:40	02/24/11 19:58	83-32-9	
Acenaphthylene	**22.5**	ug/kg	9.8	1	02/22/11 11:40	02/24/11 19:58	208-96-8	
Anthracene	**18.0**	ug/kg	9.8	1	02/22/11 11:40	02/24/11 19:58	120-12-7	
Benzo(a)anthracene	**59.1**	ug/kg	9.8	1	02/22/11 11:40	02/24/11 19:58	56-55-3	
Benzo(a)pyrene	**68.9**	ug/kg	9.8	1	02/22/11 11:40	02/24/11 19:58	50-32-8	
Benzo(b)fluoranthene	**42.7**	ug/kg	9.8	1	02/22/11 11:40	02/24/11 19:58	205-99-2	
Benzo(g,h,i)perylene	**52.0**	ug/kg	9.8	1	02/22/11 11:40	02/24/11 19:58	191-24-2	
Benzo(k)fluoranthene	**55.6**	ug/kg	9.8	1	02/22/11 11:40	02/24/11 19:58	207-08-9	
Chrysene	**67.6**	ug/kg	9.8	1	02/22/11 11:40	02/24/11 19:58	218-01-9	
Dibenz(a,h)anthracene	**15.2**	ug/kg	9.8	1	02/22/11 11:40	02/24/11 19:58	53-70-3	
Fluoranthene	**120**	ug/kg	9.8	1	02/22/11 11:40	02/24/11 19:58	206-44-0	
Fluorene	**19.6**	ug/kg	9.8	1	02/22/11 11:40	02/24/11 19:58	86-73-7	
Indeno(1,2,3-cd)pyrene	**35.1**	ug/kg	9.8	1	02/22/11 11:40	02/24/11 19:58	193-39-5	
1-Methylnaphthalene	**18.0**	ug/kg	9.8	1	02/22/11 11:40	02/24/11 19:58	90-12-0	
2-Methylnaphthalene	**29.5**	ug/kg	9.8	1	02/22/11 11:40	02/24/11 19:58	91-57-6	
Naphthalene	**72.0**	ug/kg	9.8	1	02/22/11 11:40	02/24/11 19:58	91-20-3	
Phenanthrene	**76.9**	ug/kg	9.8	1	02/22/11 11:40	02/24/11 19:58	85-01-8	
Pyrene	**135**	ug/kg	9.8	1	02/22/11 11:40	02/24/11 19:58	129-00-0	
2-Fluorobiphenyl (S)	82	%	31-131	1	02/22/11 11:40	02/24/11 19:58	321-60-8	
Terphenyl-d14 (S)	74	%	30-133	1	02/22/11 11:40	02/24/11 19:58	1718-51-0	
8260/5035A Volatile Organics	Analytical Method: EPA 8260							
Benzene	ND	ug/kg	4.8	1		02/24/11 12:56	71-43-2	
Ethylbenzene	ND	ug/kg	4.8	1		02/24/11 12:56	100-41-4	
Toluene	ND	ug/kg	4.8	1		02/24/11 12:56	108-88-3	
Xylene (Total)	ND	ug/kg	14.3	1		02/24/11 12:56	1330-20-7	
Dibromofluoromethane (S)	95	%	80-136	1		02/24/11 12:56	1868-53-7	
Toluene-d8 (S)	101	%	80-120	1		02/24/11 12:56	2037-26-5	
4-Bromofluorobenzene (S)	105	%	72-122	1		02/24/11 12:56	460-00-4	
1,2-Dichloroethane-d4 (S)	96	%	80-143	1		02/24/11 12:56	17060-07-0	
Percent Moisture	Analytical Method: ASTM D2974-87							
Percent Moisture	**31.7**	%	0.10	1		02/21/11 18:00		

This report shall not be reproduced, except in full,
without the written consent of Pace Analytical Services, Inc..

Pace Analytical Services, Inc.
940 South Harney
Seattle, WA 98108
(206)767-5060

ANALYTICAL RESULTS

Project: East Bay Redevelopment 138130
Pace Project No.: 256691

Sample: SPL-32-3 **Lab ID: 256691009** Collected: 02/18/11 12:30 Received: 02/18/11 15:50 Matrix: Solid

Results reported on a "dry-weight" basis

Parameters	Results	Units	Report Limit	DF	Prepared	Analyzed	CAS No.	Qual
NWTPH-Dx GCS SG	Analytical Method: NWTPH-Dx Preparation Method: EPA 3546							
Diesel Range SG	**35.6**	mg/kg	28.3	1	02/22/11 11:40	02/23/11 17:26		
Motor Oil Range SG	**250**	mg/kg	113	1	02/22/11 11:40	02/23/11 17:26	64742-65-0	
n-Octacosane (S) SG	93	%	50-150	1	02/22/11 11:40	02/23/11 17:26	630-02-4	
o-Terphenyl (S) SG	95	%	50-150	1	02/22/11 11:40	02/23/11 17:26	84-15-1	
NWTPH-Gx GCV	Analytical Method: NWTPH-Gx Preparation Method: NWTPH-Gx							
Gasoline Range Organics	ND	mg/kg	8.8	1	02/28/11 08:00	03/01/11 11:52		
a,a,a-Trifluorotoluene (S)	125	%	50-150	1	02/28/11 08:00	03/01/11 11:52	98-08-8	
4-Bromofluorobenzene (S)	102	%	50-150	1	02/28/11 08:00	03/01/11 11:52	460-00-4	
8270 MSSV PAH by SIM	Analytical Method: EPA 8270 by SIM Preparation Method: EPA 3546							
Acenaphthene	ND	ug/kg	9.8	1	02/22/11 11:40	02/24/11 20:14	83-32-9	
Acenaphthylene	ND	ug/kg	9.8	1	02/22/11 11:40	02/24/11 20:14	208-96-8	
Anthracene	ND	ug/kg	9.8	1	02/22/11 11:40	02/24/11 20:14	120-12-7	
Benzo(a)anthracene	ND	ug/kg	9.8	1	02/22/11 11:40	02/24/11 20:14	56-55-3	
Benzo(a)pyrene	**10.6**	ug/kg	9.8	1	02/22/11 11:40	02/24/11 20:14	50-32-8	
Benzo(b)fluoranthene	ND	ug/kg	9.8	1	02/22/11 11:40	02/24/11 20:14	205-99-2	
Benzo(g,h,i)perylene	ND	ug/kg	9.8	1	02/22/11 11:40	02/24/11 20:14	191-24-2	
Benzo(k)fluoranthene	ND	ug/kg	9.8	1	02/22/11 11:40	02/24/11 20:14	207-08-9	
Chrysene	**11.0**	ug/kg	9.8	1	02/22/11 11:40	02/24/11 20:14	218-01-9	
Dibenz(a,h)anthracene	ND	ug/kg	9.8	1	02/22/11 11:40	02/24/11 20:14	53-70-3	
Fluoranthene	**21.2**	ug/kg	9.8	1	02/22/11 11:40	02/24/11 20:14	206-44-0	
Fluorene	ND	ug/kg	9.8	1	02/22/11 11:40	02/24/11 20:14	86-73-7	
Indeno(1,2,3-cd)pyrene	ND	ug/kg	9.8	1	02/22/11 11:40	02/24/11 20:14	193-39-5	
1-Methylnaphthalene	**10.2**	ug/kg	9.8	1	02/22/11 11:40	02/24/11 20:14	90-12-0	
2-Methylnaphthalene	**14.2**	ug/kg	9.8	1	02/22/11 11:40	02/24/11 20:14	91-57-6	
Naphthalene	**39.4**	ug/kg	9.8	1	02/22/11 11:40	02/24/11 20:14	91-20-3	
Phenanthrene	**24.9**	ug/kg	9.8	1	02/22/11 11:40	02/24/11 20:14	85-01-8	
Pyrene	**20.8**	ug/kg	9.8	1	02/22/11 11:40	02/24/11 20:14	129-00-0	
2-Fluorobiphenyl (S)	78	%	31-131	1	02/22/11 11:40	02/24/11 20:14	321-60-8	
Terphenyl-d14 (S)	66	%	30-133	1	02/22/11 11:40	02/24/11 20:14	1718-51-0	
8260/5035A Volatile Organics	Analytical Method: EPA 8260							
Benzene	ND	ug/kg	3.4	1		02/24/11 12:29	71-43-2	
Ethylbenzene	ND	ug/kg	3.4	1		02/24/11 12:29	100-41-4	
Toluene	ND	ug/kg	3.4	1		02/24/11 12:29	108-88-3	
Xylene (Total)	ND	ug/kg	10.2	1		02/24/11 12:29	1330-20-7	
Dibromofluoromethane (S)	104	%	80-136	1		02/24/11 12:29	1868-53-7	
Toluene-d8 (S)	95	%	80-120	1		02/24/11 12:29	2037-26-5	
4-Bromofluorobenzene (S)	96	%	72-122	1		02/24/11 12:29	460-00-4	
1,2-Dichloroethane-d4 (S)	98	%	80-143	1		02/24/11 12:29	17060-07-0	
Percent Moisture	Analytical Method: ASTM D2974-87							
Percent Moisture	**33.6**	%	0.10	1		02/21/11 18:01		

This report shall not be reproduced, except in full,
without the written consent of Pace Analytical Services, Inc..

Pace Analytical Services, Inc.
940 South Harney
Seattle, WA 98108
(206)767-5060

ANALYTICAL RESULTS

Project: East Bay Redevelopment 138130
Pace Project No.: 256691

Sample: TB 021811 **Lab ID: 256691010** Collected: 02/18/11 00:00 Received: 02/18/11 15:50 Matrix: Solid

Results reported on a "wet-weight" basis

Parameters	Results	Units	Report Limit	DF	Prepared	Analyzed	CAS No.	Qual
NWTPH-Gx GCV	Analytical Method: NWTPH-Gx		Preparation Method: NWTPH-Gx					
Gasoline Range Organics	ND	mg/kg	5.0	1	02/28/11 08:00	02/28/11 12:18		
a,a,a-Trifluorotoluene (S)	125	%	50-150	1	02/28/11 08:00	02/28/11 12:18	98-08-8	
4-Bromofluorobenzene (S)	102	%	50-150	1	02/28/11 08:00	02/28/11 12:18	460-00-4	
8260/5035A Volatile Organics	Analytical Method: EPA 8260							
Benzene	ND	ug/kg	3.0	1		02/23/11 11:33	71-43-2	
Ethylbenzene	ND	ug/kg	3.0	1		02/23/11 11:33	100-41-4	
Toluene	ND	ug/kg	3.0	1		02/23/11 11:33	108-88-3	
Xylene (Total)	ND	ug/kg	9.0	1		02/23/11 11:33	1330-20-7	
Dibromofluoromethane (S)	95	%	80-136	1		02/23/11 11:33	1868-53-7	
Toluene-d8 (S)	95	%	80-120	1		02/23/11 11:33	2037-26-5	
4-Bromofluorobenzene (S)	94	%	72-122	1		02/23/11 11:33	460-00-4	
1,2-Dichloroethane-d4 (S)	99	%	80-143	1		02/23/11 11:33	17060-07-0	

This report shall not be reproduced, except in full,
without the written consent of Pace Analytical Services, Inc..

Pace Analytical Services, Inc.
940 South Harney
Seattle, WA 98108
(206)767-5060

QUALITY CONTROL DATA

Project: East Bay Redevelopment 138130
Pace Project No.: 256691

QC Batch: OEXT/3337 Analysis Method: NWTPH-Dx
QC Batch Method: EPA 3546 Analysis Description: NWTPH-Dx GCS
Associated Lab Samples: 256691001, 256691002, 256691003, 256691004, 256691005, 256691006, 256691007, 256691008, 256691009

METHOD BLANK: 59441 Matrix: Solid
Associated Lab Samples: 256691001, 256691002, 256691003, 256691004, 256691005, 256691006, 256691007, 256691008, 256691009

Parameter	Units	Blank Result	Reporting Limit	Analyzed	Qualifiers
Diesel Range SG	mg/kg	ND	20.0	02/23/11 13:47	
Motor Oil Range SG	mg/kg	ND	80.0	02/23/11 13:47	
n-Octacosane (S) SG	%	100	50-150	02/23/11 13:47	
o-Terphenyl (S) SG	%	92	50-150	02/23/11 13:47	

LABORATORY CONTROL SAMPLE: 59442

Parameter	Units	Spike Conc.	LCS Result	LCS % Rec	% Rec Limits	Qualifiers
Diesel Range SG	mg/kg	500	421	84	56-124	
Motor Oil Range SG	mg/kg	500	457	91	50-150	
n-Octacosane (S) SG	%			102	50-150	
o-Terphenyl (S) SG	%			113	50-150	

SAMPLE DUPLICATE: 59444

Parameter	Units	256691008 Result	Dup Result	RPD	Qualifiers
Diesel Range SG	mg/kg	526	166	104	R1
Motor Oil Range SG	mg/kg	2910	1000	97	R1
n-Octacosane (S) SG	%	141	98	41	
o-Terphenyl (S) SG	%	91	87	9	

This report shall not be reproduced, except in full,
without the written consent of Pace Analytical Services, Inc..

Pace Analytical Services, Inc.
940 South Harney
Seattle, WA 98108
(206)767-5060

QUALITY CONTROL DATA

Project: East Bay Redevelopment 138130
Pace Project No.: 256691

QC Batch: GCV/2194 Analysis Method: NWTPH-Gx
QC Batch Method: NWTPH-Gx Analysis Description: NWTPH-Gx Solid GCV
Associated Lab Samples: 256691001, 256691002, 256691003, 256691004, 256691005, 256691006, 256691007, 256691008, 256691010

METHOD BLANK: 60203 Matrix: Solid
Associated Lab Samples: 256691001, 256691002, 256691003, 256691004, 256691005, 256691006, 256691007, 256691008, 256691010

Parameter	Units	Blank Result	Reporting Limit	Analyzed	Qualifiers
Gasoline Range Organics	mg/kg	ND	5.0	02/28/11 09:55	
4-Bromofluorobenzene (S)	%	90	50-150	02/28/11 09:55	
a,a,a-Trifluorotoluene (S)	%	113	50-150	02/28/11 09:55	

LABORATORY CONTROL SAMPLE: 60204

Parameter	Units	Spike Conc.	LCS Result	LCS % Rec	% Rec Limits	Qualifiers
Gasoline Range Organics	mg/kg	12.5	13.3	107	54-156	
4-Bromofluorobenzene (S)	%			95	50-150	
a,a,a-Trifluorotoluene (S)	%			117	50-150	

SAMPLE DUPLICATE: 60240

Parameter	Units	256691001 Result	Dup Result	RPD	Qualifiers
Gasoline Range Organics	mg/kg	ND	5.9J		
4-Bromofluorobenzene (S)	%	110	99	11	
a,a,a-Trifluorotoluene (S)	%	139	122	13	

SAMPLE DUPLICATE: 60241

Parameter	Units	256691006 Result	Dup Result	RPD	Qualifiers
Gasoline Range Organics	mg/kg	ND	7.1J		
4-Bromofluorobenzene (S)	%	105	105	.4	
a,a,a-Trifluorotoluene (S)	%	128	127	.4	

This report shall not be reproduced, except in full,
without the written consent of Pace Analytical Services, Inc..

Pace Analytical Services, Inc.
940 South Harney
Seattle, WA 98108
(206)767-5060

QUALITY CONTROL DATA

Project: East Bay Redevelopment 138130
Pace Project No.: 256691

QC Batch: GCV/2197
QC Batch Method: NWTPH-Gx
Analysis Method: NWTPH-Gx
Analysis Description: NWTPH-Gx Solid GCV
Associated Lab Samples: 256691009

METHOD BLANK: 60406 Matrix: Solid
Associated Lab Samples: 256691009

Parameter	Units	Blank Result	Reporting Limit	Analyzed	Qualifiers
Gasoline Range Organics	mg/kg	ND	5.0	03/01/11 10:40	
4-Bromofluorobenzene (S)	%	111	50-150	03/01/11 10:40	
a,a,a-Trifluorotoluene (S)	%	132	50-150	03/01/11 10:40	

LABORATORY CONTROL SAMPLE: 60407

Parameter	Units	Spike Conc.	LCS Result	LCS % Rec	% Rec Limits	Qualifiers
Gasoline Range Organics	mg/kg	12.5	14.0	112	54-156	
4-Bromofluorobenzene (S)	%			108	50-150	
a,a,a-Trifluorotoluene (S)	%			131	50-150	

SAMPLE DUPLICATE: 60408

Parameter	Units	256698003 Result	Dup Result	RPD	Qualifiers
Gasoline Range Organics	mg/kg	ND	.41J		
4-Bromofluorobenzene (S)	%	96	95	.4	
a,a,a-Trifluorotoluene (S)	%	121	117	3	

This report shall not be reproduced, except in full,
without the written consent of Pace Analytical Services, Inc..

Pace Analytical Services, Inc.
940 South Harney
Seattle, WA 98108
(206)767-5060

QUALITY CONTROL DATA

Project: East Bay Redevelopment 138130
Pace Project No.: 256691

QC Batch: OEXT/3338 Analysis Method: EPA 8270 by SIM
QC Batch Method: EPA 3546 Analysis Description: 8270/3546 MSSV PAH by SIM
Associated Lab Samples: 256691001, 256691002, 256691003, 256691004, 256691005, 256691006, 256691007, 256691008, 256691009

METHOD BLANK: 59445 Matrix: Solid
Associated Lab Samples: 256691001, 256691002, 256691003, 256691004, 256691005, 256691006, 256691007, 256691008, 256691009

Parameter	Units	Blank Result	Reporting Limit	Analyzed	Qualifiers
1-Methylnaphthalene	ug/kg	ND	6.7	02/24/11 16:38	
2-Methylnaphthalene	ug/kg	ND	6.7	02/24/11 16:38	
Acenaphthene	ug/kg	ND	6.7	02/24/11 16:38	
Acenaphthylene	ug/kg	ND	6.7	02/24/11 16:38	
Anthracene	ug/kg	ND	6.7	02/24/11 16:38	
Benzo(a)anthracene	ug/kg	ND	6.7	02/24/11 16:38	
Benzo(a)pyrene	ug/kg	ND	6.7	02/24/11 16:38	
Benzo(b)fluoranthene	ug/kg	ND	6.7	02/24/11 16:38	
Benzo(g,h,i)perylene	ug/kg	ND	6.7	02/24/11 16:38	
Benzo(k)fluoranthene	ug/kg	ND	6.7	02/24/11 16:38	
Chrysene	ug/kg	ND	6.7	02/24/11 16:38	
Dibenz(a,h)anthracene	ug/kg	ND	6.7	02/24/11 16:38	
Fluoranthene	ug/kg	ND	6.7	02/24/11 16:38	
Fluorene	ug/kg	ND	6.7	02/24/11 16:38	
Indeno(1,2,3-cd)pyrene	ug/kg	ND	6.7	02/24/11 16:38	
Naphthalene	ug/kg	ND	6.7	02/24/11 16:38	
Phenanthrene	ug/kg	ND	6.7	02/24/11 16:38	
Pyrene	ug/kg	ND	6.7	02/24/11 16:38	
2-Fluorobiphenyl (S)	%	85	31-131	02/24/11 16:38	
Terphenyl-d14 (S)	%	93	30-133	02/24/11 16:38	

LABORATORY CONTROL SAMPLE: 59446

Parameter	Units	Spike Conc.	LCS Result	LCS % Rec	% Rec Limits	Qualifiers
1-Methylnaphthalene	ug/kg	133	117	88	37-121	
2-Methylnaphthalene	ug/kg	133	121	90	33-132	
Acenaphthene	ug/kg	133	116	87	32-127	
Acenaphthylene	ug/kg	133	118	88	31-134	
Anthracene	ug/kg	133	117	88	42-135	
Benzo(a)anthracene	ug/kg	133	133	100	43-139	
Benzo(a)pyrene	ug/kg	133	139	104	44-144	
Benzo(b)fluoranthene	ug/kg	133	124	93	42-144	
Benzo(g,h,i)perylene	ug/kg	133	122	92	46-136	
Benzo(k)fluoranthene	ug/kg	133	134	101	45-147	
Chrysene	ug/kg	133	125	94	42-144	
Dibenz(a,h)anthracene	ug/kg	133	122	92	48-142	
Fluoranthene	ug/kg	133	124	93	44-143	
Fluorene	ug/kg	133	114	86	32-146	
Indeno(1,2,3-cd)pyrene	ug/kg	133	125	93	47-140	
Naphthalene	ug/kg	133	112	84	35-118	
Phenanthrene	ug/kg	133	120	90	42-131	

This report shall not be reproduced, except in full,
without the written consent of Pace Analytical Services, Inc..

Pace Analytical Services, Inc.
940 South Harney
Seattle, WA 98108
(206)767-5060

QUALITY CONTROL DATA

Project: East Bay Redevelopment 138130
Pace Project No.: 256691

LABORATORY CONTROL SAMPLE: 59446

Parameter	Units	Spike Conc.	LCS Result	LCS % Rec	% Rec Limits	Qualifiers
Pyrene	ug/kg	133	128	96	47-136	
2-Fluorobiphenyl (S)	%			91	31-131	
Terphenyl-d14 (S)	%			101	30-133	

MATRIX SPIKE & MATRIX SPIKE DUPLICATE: 59447 59448

Parameter	Units	256691001 Result	MS Spike Conc.	MSD Spike Conc.	MS Result	MSD Result	MS % Rec	MSD % Rec	% Rec Limits	RPD	Qual
1-Methylnaphthalene	ug/kg	54.6	361	367	294	299	66	66	31-123	2	
2-Methylnaphthalene	ug/kg	104	361	367	318	320	59	59	15-146	.5	
Acenaphthene	ug/kg	ND	361	367	289	295	77	77	19-141	2	
Acenaphthylene	ug/kg	26.1	361	367	298	292	75	72	30-142	2	
Anthracene	ug/kg	22.4	361	367	326	317	84	80	38-137	3	
Benzo(a)anthracene	ug/kg	39.5	361	367	376	299	93	71	37-143	23	R1
Benzo(a)pyrene	ug/kg	48.4	361	367	372	315	89	73	33-147	16	
Benzo(b)fluoranthene	ug/kg	31.5	361	367	298	302	74	74	25-156	1	
Benzo(g,h,i)perylene	ug/kg	25.3	361	367	271	255	68	63	26-142	6	
Benzo(k)fluoranthene	ug/kg	29.5	361	367	308	255	77	61	35-142	19	
Chrysene	ug/kg	44.0	361	367	350	285	85	66	23-150	20	
Dibenz(a,h)anthracene	ug/kg	ND	361	367	234	230	62	60	41-140	1	
Fluoranthene	ug/kg	88.0	361	367	486	358	110	74	25-155	30	R1
Fluorene	ug/kg	18.7	361	367	306	305	79	78	33-152	.6	
Indeno(1,2,3-cd)pyrene	ug/kg	21.3	361	367	266	248	68	62	36-139	7	
Naphthalene	ug/kg	169	361	367	367	366	55	54	25-121	.5	
Phenanthrene	ug/kg	97.3	361	367	487	370	108	74	29-141	27	R1
Pyrene	ug/kg	116	361	367	546	389	119	74	36-145	34	R1
2-Fluorobiphenyl (S)	%						80	81	31-131		
Terphenyl-d14 (S)	%						71	72	30-133		

This report shall not be reproduced, except in full,
without the written consent of Pace Analytical Services, Inc..

Pace Analytical Services, Inc.
940 South Harney
Seattle, WA 98108
(206)767-5060

QUALITY CONTROL DATA

Project: East Bay Redevelopment 138130
Pace Project No.: 256691

QC Batch: MSV/3891 Analysis Method: EPA 8260
QC Batch Method: EPA 8260 Analysis Description: 8260 MSV 5035A Volatile Organics
Associated Lab Samples: 256691001, 256691002, 256691003, 256691004, 256691010

METHOD BLANK: 59457 Matrix: Solid
Associated Lab Samples: 256691001, 256691002, 256691003, 256691004, 256691010

Parameter	Units	Blank Result	Reporting Limit	Analyzed	Qualifiers
Benzene	ug/kg	ND	3.0	02/23/11 10:54	
Ethylbenzene	ug/kg	ND	3.0	02/23/11 10:54	
Toluene	ug/kg	ND	3.0	02/23/11 10:54	
Xylene (Total)	ug/kg	ND	9.0	02/23/11 10:54	
1,2-Dichloroethane-d4 (S)	%	102	80-143	02/23/11 10:54	
4-Bromofluorobenzene (S)	%	97	72-122	02/23/11 10:54	
Dibromofluoromethane (S)	%	99	80-136	02/23/11 10:54	
Toluene-d8 (S)	%	97	80-120	02/23/11 10:54	

LABORATORY CONTROL SAMPLE & LCSD: 59458 59890

Parameter	Units	Spike Conc.	LCS Result	LCSD Result	LCS % Rec	LCSD % Rec	% Rec Limits	RPD	Max RPD	Qualifiers
Benzene	ug/kg	50	54.2	54.3	108	109	75-133	.2	30	
Ethylbenzene	ug/kg	50	46.4	47.5	93	95	68-131	2	30	
Toluene	ug/kg	50	49.2	51.0	98	102	73-124	4	30	
Xylene (Total)	ug/kg	150	148	151	98	101	68-130	2	30	
1,2-Dichloroethane-d4 (S)	%				100	98	80-143			
4-Bromofluorobenzene (S)	%				103	100	72-122			
Dibromofluoromethane (S)	%				101	99	80-136			
Toluene-d8 (S)	%				92	97	80-120			

This report shall not be reproduced, except in full,
without the written consent of Pace Analytical Services, Inc..

Pace Analytical Services, Inc.
940 South Harney
Seattle, WA 98108
(206)767-5060

QUALITY CONTROL DATA

Project: East Bay Redevelopment 138130
Pace Project No.: 256691

QC Batch: MSV/3904 Analysis Method: EPA 8260
QC Batch Method: EPA 8260 Analysis Description: 8260 MSV 5035A Volatile Organics
Associated Lab Samples: 256691005, 256691006, 256691007, 256691008, 256691009

METHOD BLANK: 59831 Matrix: Solid
Associated Lab Samples: 256691005, 256691006, 256691007, 256691008, 256691009

Parameter	Units	Blank Result	Reporting Limit	Analyzed	Qualifiers
Benzene	ug/kg	ND	3.0	02/24/11 10:02	
Ethylbenzene	ug/kg	ND	3.0	02/24/11 10:02	
Toluene	ug/kg	ND	3.0	02/24/11 10:02	
Xylene (Total)	ug/kg	ND	9.0	02/24/11 10:02	
1,2-Dichloroethane-d4 (S)	%	94	80-143	02/24/11 10:02	
4-Bromofluorobenzene (S)	%	92	72-122	02/24/11 10:02	
Dibromofluoromethane (S)	%	99	80-136	02/24/11 10:02	
Toluene-d8 (S)	%	95	80-120	02/24/11 10:02	

LABORATORY CONTROL SAMPLE & LCSD: 59832 59833

Parameter	Units	Spike Conc.	LCS Result	LCSD Result	LCS % Rec	LCSD % Rec	% Rec Limits	RPD	Max RPD	Qualifiers
Benzene	ug/kg	50	54.1	53.9	108	108	75-133	.3	30	
Ethylbenzene	ug/kg	50	46.0	47.4	92	95	68-131	3	30	
Toluene	ug/kg	50	48.5	52.1	97	104	73-124	7	30	
Xylene (Total)	ug/kg	150	147	155	98	103	68-130	5	30	
1,2-Dichloroethane-d4 (S)	%				96	92	80-143			
4-Bromofluorobenzene (S)	%				101	98	72-122			
Dibromofluoromethane (S)	%				101	97	80-136			
Toluene-d8 (S)	%				90	101	80-120			

This report shall not be reproduced, except in full,
without the written consent of Pace Analytical Services, Inc..

Pace Analytical Services, Inc.
940 South Harney
Seattle, WA 98108
(206)767-5060

QUALITY CONTROL DATA

Project: East Bay Redevelopment 138130
Pace Project No.: 256691

QC Batch: PMST/1543 Analysis Method: ASTM D2974-87
QC Batch Method: ASTM D2974-87 Analysis Description: Dry Weight/Percent Moisture
Associated Lab Samples: 256691001, 256691002, 256691003, 256691004, 256691005, 256691006, 256691007, 256691008, 256691009

SAMPLE DUPLICATE: 59409

Parameter	Units	256691009 Result	Dup Result	RPD	Qualifiers
Percent Moisture	%	33.6	29.3	14	

This report shall not be reproduced, except in full,
without the written consent of Pace Analytical Services, Inc..

Pace Analytical Services, Inc.
940 South Harney
Seattle, WA 98108
(206)767-5060

QUALIFIERS

Project: East Bay Redevelopment 138130
Pace Project No.: 256691

DEFINITIONS

DF - Dilution Factor, if reported, represents the factor applied to the reported data due to changes in sample preparation, dilution of the sample aliquot, or moisture content.

ND - Not Detected at or above adjusted reporting limit.

J - Estimated concentration above the adjusted method detection limit and below the adjusted reporting limit.

MDL - Adjusted Method Detection Limit.

S - Surrogate

1,2-Diphenylhydrazine (8270 listed analyte) decomposes to Azobenzene.

Consistent with EPA guidelines, unrounded data are displayed and have been used to calculate % recovery and RPD values.

LCS(D) - Laboratory Control Sample (Duplicate)

MS(D) - Matrix Spike (Duplicate)

DUP - Sample Duplicate

RPD - Relative Percent Difference

NC - Not Calculable.

SG - Silica Gel Clean-Up

N-Nitrosodiphenylamine decomposes and cannot be separated from Diphenylamine using Method 8270. The result reported for each analyte is a combined concentration.

Pace Analytical is NELAP accredited. Contact your Pace PM for the current list of accredited analytes.

LABORATORIES

PASI-S Pace Analytical Services - Seattle

BATCH QUALIFIERS

Batch: MSV/3891

[M5] A matrix spike/matrix spike duplicate was not performed for this batch due to insufficient sample volume.

Batch: MSV/3904

[M5] A matrix spike/matrix spike duplicate was not performed for this batch due to insufficient sample volume.

ANALYTE QUALIFIERS

R1 RPD value was outside control limits.

This report shall not be reproduced, except in full,
without the written consent of Pace Analytical Services, Inc..

Pace Analytical Services, Inc.
940 South Harney
Seattle, WA 98108
(206)767-5060

QUALITY CONTROL DATA CROSS REFERENCE TABLE

Project: East Bay Redevelopment 138130
Pace Project No.: 256691

Lab ID	Sample ID	QC Batch Method	QC Batch	Analytical Method	Analytical Batch
256691001	**SPL-31-1**	EPA 3546	OEXT/3337	NWTPH-Dx	GCSV/2277
256691002	**SPL-31-2**	EPA 3546	OEXT/3337	NWTPH-Dx	GCSV/2277
256691003	**SPL-31-3**	EPA 3546	OEXT/3337	NWTPH-Dx	GCSV/2277
256691004	**SPL-31-4**	EPA 3546	OEXT/3337	NWTPH-Dx	GCSV/2277
256691005	**SPL-31-5**	EPA 3546	OEXT/3337	NWTPH-Dx	GCSV/2277
256691006	**SPL-31-6**	EPA 3546	OEXT/3337	NWTPH-Dx	GCSV/2277
256691007	**SPL-32-1**	EPA 3546	OEXT/3337	NWTPH-Dx	GCSV/2277
256691008	**SPL-32-2**	EPA 3546	OEXT/3337	NWTPH-Dx	GCSV/2277
256691009	**SPL-32-3**	EPA 3546	OEXT/3337	NWTPH-Dx	GCSV/2277
256691001	**SPL-31-1**	NWTPH-Gx	GCV/2194	NWTPH-Gx	GCV/2195
256691002	**SPL-31-2**	NWTPH-Gx	GCV/2194	NWTPH-Gx	GCV/2195
256691003	**SPL-31-3**	NWTPH-Gx	GCV/2194	NWTPH-Gx	GCV/2195
256691004	**SPL-31-4**	NWTPH-Gx	GCV/2194	NWTPH-Gx	GCV/2195
256691005	**SPL-31-5**	NWTPH-Gx	GCV/2194	NWTPH-Gx	GCV/2195
256691006	**SPL-31-6**	NWTPH-Gx	GCV/2194	NWTPH-Gx	GCV/2195
256691007	**SPL-32-1**	NWTPH-Gx	GCV/2194	NWTPH-Gx	GCV/2195
256691008	**SPL-32-2**	NWTPH-Gx	GCV/2194	NWTPH-Gx	GCV/2195
256691009	**SPL-32-3**	NWTPH-Gx	GCV/2197	NWTPH-Gx	GCV/2198
256691010	**TB 021811**	NWTPH-Gx	GCV/2194	NWTPH-Gx	GCV/2195
256691001	**SPL-31-1**	EPA 3546	OEXT/3338	EPA 8270 by SIM	MSSV/1535
256691002	**SPL-31-2**	EPA 3546	OEXT/3338	EPA 8270 by SIM	MSSV/1535
256691003	**SPL-31-3**	EPA 3546	OEXT/3338	EPA 8270 by SIM	MSSV/1535
256691004	**SPL-31-4**	EPA 3546	OEXT/3338	EPA 8270 by SIM	MSSV/1535
256691005	**SPL-31-5**	EPA 3546	OEXT/3338	EPA 8270 by SIM	MSSV/1535
256691006	**SPL-31-6**	EPA 3546	OEXT/3338	EPA 8270 by SIM	MSSV/1535
256691007	**SPL-32-1**	EPA 3546	OEXT/3338	EPA 8270 by SIM	MSSV/1535
256691008	**SPL-32-2**	EPA 3546	OEXT/3338	EPA 8270 by SIM	MSSV/1535
256691009	**SPL-32-3**	EPA 3546	OEXT/3338	EPA 8270 by SIM	MSSV/1535
256691001	**SPL-31-1**	EPA 8260	MSV/3891		
256691002	**SPL-31-2**	EPA 8260	MSV/3891		
256691003	**SPL-31-3**	EPA 8260	MSV/3891		
256691004	**SPL-31-4**	EPA 8260	MSV/3891		
256691005	**SPL-31-5**	EPA 8260	MSV/3904		
256691006	**SPL-31-6**	EPA 8260	MSV/3904		
256691007	**SPL-32-1**	EPA 8260	MSV/3904		
256691008	**SPL-32-2**	EPA 8260	MSV/3904		
256691009	**SPL-32-3**	EPA 8260	MSV/3904		
256691010	**TB 021811**	EPA 8260	MSV/3891		
256691001	**SPL-31-1**	ASTM D2974-87	PMST/1543		
256691002	**SPL-31-2**	ASTM D2974-87	PMST/1543		
256691003	**SPL-31-3**	ASTM D2974-87	PMST/1543		
256691004	**SPL-31-4**	ASTM D2974-87	PMST/1543		
256691005	**SPL-31-5**	ASTM D2974-87	PMST/1543		
256691006	**SPL-31-6**	ASTM D2974-87	PMST/1543		
256691007	**SPL-32-1**	ASTM D2974-87	PMST/1543		

This report shall not be reproduced, except in full,
without the written consent of Pace Analytical Services, Inc..

Pace Analytical Services, Inc.
940 South Harney
Seattle, WA 98108
(206)767-5060

QUALITY CONTROL DATA CROSS REFERENCE TABLE

Project: East Bay Redevelopment 138130
Pace Project No.: 256691

Lab ID	Sample ID	QC Batch Method	QC Batch	Analytical Method	Analytical Batch
256691008	**SPL-32-2**	ASTM D2974-87	PMST/1543		
256691009	**SPL-32-3**	ASTM D2974-87	PMST/1543		

This report shall not be reproduced, except in full,
without the written consent of Pace Analytical Services, Inc..

Pace Analytical®
www.pacelabs.com

CHAIN-OF-CUSTODY / Analytical Request Document

The Chain-of-Custody is a LEGAL DOCUMENT. All relevant fields must be completed accurately.

256691
~~256690~~ NJS 2/18/11

Page: 1 of 1

1446268

Section A Required Client Information:

Company: BROWN AND CALDWELL
Address: 724 COLUMBIA ST NW #420
OLYMPIA, WA 98501
Email To: jturk@brwncald.com
Phone: 360 943 7525 Fax: 360 943 7513
Requested Due Date/TAT: 10 Day

Section B Required Project Information:

Report To: JON TURK
Copy To: JOSH JOHNSON
Purchase Order No.:
Project Name: EAST BAY REDEVELOPMENT
Project Number: 133130

Section C Invoice Information:

Attention: JON TURK
Company Name:
Address:
Pace Quote Reference:
Pace Project Manager:
Pace Profile #:

REGULATORY AGENCY

☐ NPDES ☐ GROUND WATER ☐ DRINKING WATER
☐ UST ☐ RCRA ☒ OTHER ECY

Site Location STATE: WA

Section D Required Client Information

SAMPLE ID (A-Z, 0-9 / ,-) Sample IDs MUST BE UNIQUE

Matrix Codes — MATRIX / CODE: Drinking Water DW; Water WT; Waste Water WW; Product P; Soil/Solid SL; Oil OL; Wipe WP; Air AR; Tissue TS; Other OT

ITEM #	SAMPLE ID	MATRIX CODE (see valid codes to left)	SAMPLE TYPE (G=GRAB C=COMP)	COLLECTED: COMPOSITE START DATE	COMPOSITE START TIME	COMPOSITE END/GRAB DATE	COMPOSITE END/GRAB TIME	SAMPLE TEMP AT COLLECTION	# OF CONTAINERS	Preservatives: Unpreserved	H_2SO_4	HNO_3	HCl	NaOH	$Na_2S_2O_3$	Methanol	Other	Analysis Test Y/N	Cu, Cd, Pb, As, Ni;	Dioxin; Furans	TPH-HC, TPH-D	cPAH, Naphthalene	BTEX, TPH-G	Residual Chlorine (Y/N)	Pace Project No./ Lab I.D.
1	SPL-31-1	SL	G			02-18-11	10:45		7	X						X	X					SG		SG		
2	SPL-31-2						11:00																			
3	SPL-31-3						11:10																			
4	SPL-31-4						11:20																			
5	SPL-31-5						11:40																			
6	SPL-31-6						11:50																			
7	SPL-32-1						12:00																			
8	SPL-32-2						12:15																			
9	SPL-32-3						12:30																			
10	TB021811																									
11																										
12																										

ADDITIONAL COMMENTS	RELINQUISHED BY / AFFILIATION	DATE	TIME	ACCEPTED BY / AFFILIATION	DATE	TIME	SAMPLE CONDITIONS: Temp in °C	Received on Ice (Y/N)	Custody Sealed Cooler (Y/N)	Samples Intact (Y/N)
Temp Blank included	Ada Hamilton / BC	2/18/11	15:50	Jyothi Swaroop	2/18/11	1550	9.9	Y	N	Y

ORIGINAL

SAMPLER NAME AND SIGNATURE
PRINT Name of SAMPLER: ADA HAMILTON
SIGNATURE of SAMPLER: [signature] DATE Signed (MM/DD/YY): 02-18-11

*Important Note: By signing this form you are accepting Pace's NET 30 day payment terms and agreeing to late charges of 1.5% per month for any invoices not paid within 30 days.

Sample Container Count

CLIENT: Brown & Caldwell

Pace Analytical™ www.pacelabs.com

256691

COC PAGE 1 of 1
COC ID# 1446268

Sample Line Item	VG9H	AG1H	AG1U	BG1H	BP1U	BP2U	BP3U	BP2N	BP2S	WGFU	WGKU	DG9M	VG9W		Comments
1										2		1	2		
2										2					
3										2					
4										2					
5										2					
6										2					
7										2					
8										2					
9										2					
10															
11															
12															Trip Blank? yes

AG1H	1 liter HCL amber glass		BP2S	500mL H2SO4 plastic		JGFU	4oz unpreserved amber wide
AG1U	1liter unpreserved amber glass		BP2U	500mL unpreserved plastic		R	terra core kit
AG2S	500mL H2SO4 amber glass		BP2Z	500mL NaOH, Zn Ac		U	Summa Can
AG2U	500mL unpreserved amber glass		BP3C	250mL NaOH plastic		VG9H	40mL HCL clear vial
AG3S	250mL H2SO4 amber glass		BP3N	250mL HNO3 plastic		VG9T	40mL Na Thio. clear vial
BG1H	1 liter HCL clear glass		BP3S	250mL H2SO4 plastic		VG9U	40mL unpreserved **clear** vial
BG1U	1 liter unpreserved glass		BP3U	250mL unpreserved plastic		VG9W	40mL glass vial preweighted (EPA 5035)
BP1N	1 liter HNO3 plastic		DG9B	40mL Na Bisulfate amber vial		VSG	Headspace septa vial & HCL
BP1S	1 liter H2SO4 plastic		DG9H	40mL HCL amber voa vial		WGFU	4oz clear soil jar
BP1U	1 liter unpreserved plastic		DG9M	40mL MeOH clear vial		WGFX	4oz wide jar w/hexane wipe
BP1Z	1 liter NaOH, Zn, Ac		DG9T	40mL Na Thio amber vial		ZPLC	Ziploc Bag
BP2N	500mL HNO3 plastic		DG9U	40mL unpreserved **amber** vial			
BP2O	500mL NaOH plastic		I	Wipe/Swab			

Sample Condition Upon Receipt

Pace Analytical

Client Name: Brown & Caldwell Project # 256691

Courier: ☐ Fed Ex ☐ UPS ☐ USPS ☑ Client ☐ Commercial ☐ Pace Other _____

Tracking #: _____

Custody Seal on Cooler/Box Present: ☐ Yes ☑ No Seals intact: ☐ Yes ☐ No

Packing Material: ☐ Bubble Wrap ☑ Bubble Bags ☐ None ☐ Other _____ Temp. Blank Yes _____ No _____

Thermometer Used 132013 or 101731962 or 226099 Type of Ice: Wet Blue None ☐ Samples on ice, cooling process has begun

Cooler Temperature 9.9°C Biological Tissue is Frozen: Yes No

Date and Initials of person examining contents: NTS 2/18/11

Temp should be above freezing ≤ 6°C

		Comments:
Chain of Custody Present:	☑Yes ☐No ☐N/A	1.
Chain of Custody Filled Out:	☑Yes ☐No ☐N/A	2.
Chain of Custody Relinquished:	☑Yes ☐No ☐N/A	3.
Sampler Name & Signature on COC:	☑Yes ☐No ☐N/A	4.
Samples Arrived within Hold Time:	☑Yes ☐No ☐N/A	5.
Short Hold Time Analysis (<72hr):	☐Yes ☑No ☐N/A	6.
Rush Turn Around Time Requested:	☐Yes ☑No ☐N/A	7.
Follow Up / Hold Analysis Requested:	☐Yes ☑No ☐N/A	8.
Sufficient Volume:	☑Yes ☐No ☐N/A	9.
Correct Containers Used:	☑Yes ☐No ☐N/A	10.
-Pace Containers Used:	☑Yes ☐No ☐N/A	
Containers Intact:	☑Yes ☐No ☐N/A	11.
Filtered volume received for Dissolved tests	☐Yes ☐No ☑N/A	12.
Sample Labels match COC:	☑Yes ☐No ☐N/A	13.
-Includes date/time/ID/Analysis Matrix: Soil		
All containers needing preservation have been checked.	☐Yes ☐No ☑N/A	14.
All containers needing preservation are found to be in compliance with EPA recommendation.	☐Yes ☐No ☑N/A	
Exceptions: VOA, coliform, TOC, O&G		Initial when completed ____ Lot # of added preservative ____
Samples checked for dechlorination:	☐Yes ☐No ☑N/A	15.
Headspace in VOA Vials (>6mm):	☐Yes ☐No ☑N/A	16.
Trip Blanks Present:	☑Yes ☐No ☐N/A	17.
Trip Blank Custody Seals Present	☐Yes ☑No ☐N/A	
Pace Trip Blank Lot # (if purchased): _____		

Client Notification/ Resolution: Field Data Required? Y / N

Person Contacted: _____ Date/Time: _____

Comments/ Resolution: _____

Project Manager Review: Jenny Gross Date: 2/18/11

Note: Whenever there is a discrepancy affecting North Carolina compliance samples, a copy of this form will be sent to the North Carolina DEHNR Certification Office (i.e out of hold, incorrect preservative, out of temp, incorrect containers)

Appendix F - PARCEL 4:

Weyerhaeuser
The future is growing™

Landfill
3434 South Silver Lake Rd
Castle Rock WA 98611
Tel (360) 274 6492
Fax (360) 274 6393

LOAD SUMMARY

CECCANTI - CHILDRENS HANDS ON MUSEUM

1/17/2011 thru 1/21/2011

DATE	TIME	CUSTOMER	HAULER, DRIVER, TRUCK#	GROSS WGT (LBS)	TARE WGT (LBS)	NET WGT (LBS)	TICKET #
1/19/2011	12:25P	Childrens Museum	Ceccanti - John - #C85	105,500	42,360	63,140	30177
1/20/2011	9:20A	Childrens Museum	Ceccanti - John - #C85	104,640	42,360	62,280	30215
1/20/2011	9:20A	Childrens Museum	Ceccanti - Mike - #C83	105,240	42,300	62,940	30214
1/20/2011	1:05P	Childrens Museum	Ceccanti - John - #C85	105,880	42,360	63,520	30240
1/20/2011	1:06P	Childrens Museum	Ceccanti - Mike - #C83	103,460	42,300	61,160	30239
1/21/2011	9:20A	Childrens Museum	Ceccanti - Mike - #C83	104,360	42,300	62,060	30277
1/21/2011	9:20A	Childrens Museum	Ceccanti - John - #C85	105,560	42,360	63,200	30278
1/21/2011	1:15P	Childrens Museum	Ceccanti - Mike - #C83	91,860	42,300	49,560	30297
1/21/2011	1:15P	Childrens Museum	Ceccanti - John - #C85	96,380	42,360	54,020	30301

Total Load Count:	**9**	**Total Net Weight (LBS):**	**541,880**
		Total Net Weight (TONS):	**270.9**

100th Anniversary

Weyerhaeuser
The future is growing™

Landfill
3434 South Silver Lake Rd
Castle Rock WA 98611
Tel (360) 274 6492
Fax (360) 274 6393

LOAD SUMMARY

CECCANTI - CHILDRENS HANDS ON MUSEUM

1/24/2011 thru 1/28/2011

DATE	TIME	CUSTOMER	HAULER, DRIVER, TRUCK#	GROSS WGT (LBS)	TARE WGT (LBS)	NET WGT (LBS)	TICKET #
1/25/2011	9:10A	Childrens Museum	Ceccanti - John - #C85	92,020	42,360	49,660	95027524
1/25/2011	1:00P	Childrens Museum	Ceccanti - John - #C85	96,400	42,360	54,040	95027534
1/26/2011	9:05A	Childrens Museum	Ceccanti - John - #C85	87,820	42,360	45,460	30420
1/26/2011	1:00P	Childrens Museum	Ceccanti - John - #C85	104,720	42,360	62,360	30439
1/28/2011	9:50A	Childrens Museum	Ceccanti - John - #C85	96,480	42,360	54,120	30504

Total Load Count:	**5**	**Total Net Weight (LBS):**	**265,640**
		Total Net Weight (TONS):	**132.8**

100th Anniversary

Light weight
C-83

1-21-11

PORT OF OLYMPIA

TICKET 30210

SCALE NO. 1

CUSTOMER 82 CECCANTI

GROSS 42300 LB

TIME 06:08 AM 20 JAN 11

Weyerhaeuser Company
Integrated Waste Management
Material Recovery / Transfer Facility
PO Box 188
Longview, WA 98632
(206) 578-4616

TRUCK C-83
TARE WEIGHT
42,300

C-83 49,560 = 24.78 TONS
C-83 62,060 = 31.03 TONS

PORT OF OLYMPIA

TICKET 30173

SCALE NO. 1

GROSS 42360 LB

TIME 09:18 AM 19 JAN 11

C-85

Stock Pile #7

PORT OF OLYMPIA

TICKET 30297

SCALE NO. 1

CUSTOMER 82 CECCANTI
TARE - 42,300
GROSS 91860 LB
NET - 49,560
TIME 11:03 AM 21 JAN 11

Weyerhaeuser Company
Integrated Waste Management
Material Recovery / Transfer Facility
PO Box 188
Longview, WA 98632
(206) 578-4616

TRUCK C-85
TARE WEIGHT 42,360

C-83

stockpile #7

PORT OF OLYMPIA

TICKET 30301

SCALE NO. 1

CUSTOMER 82 CECCANTI
TARE - 42,360
GROSS 96380 LB
NET - 54,020
TIME 11:12 AM 21 JAN 11

Weyerhaeuser Company
Integrated Waste Management
Material Recovery / Transfer Facility
PO Box 188
Longview, WA 98632
(206) 578-4616

C-85

Stockpile

C-85 54,020 = 27.01 TONS
C-85 63,200 = 31.60 TONS

PORT OF OLYMPIA

TICKET 30277

SCALE NO. 1

CUSTOMER 82 CECCANTI
TARE - 42,300
GROSS 104360 LB
NET - 62,060
TIME 06:59 AM 21 JAN 11

Weyerhaeuser Company
Integrated Waste Management
Material Recovery / Transfer Facility
PO Box 188
Longview, WA 98632
(206) 578-4616

TOTAL
4 LOADS

114.42 TONS

C-83

stockpile #6

PORT OF OLYMPIA

TICKET 30278

SCALE NO. 1

CUSTOMER 82 CECCANTI
TARE - 42,360
GROSS 105560 LB
NET - 63,200
TIME 07:01 AM 21 JAN 11

Weyerhaeuser Company
Integrated Waste Management
Material Recovery / Transfer Facility
PO Box 188
Longview, WA 98632
(206) 578-4616

C-85

Light weight
C-83

1-20-11

PORT OF OLYMPIA

TICKET 30210

SCALE NO. 1

CUSTOMER 82 CECCANTI

GROSS 42300 LB

TIME 06:08 AM 20 JAN 11

TRUCK C-83
TARE WEIGHT 42,300

Weyerhaeuser Company
Integrated Waste Management
Material Recovery / Transfer Facility
PO Box [redacted]
Longview, WA [redacted]
(206) [redacted]

PORT OF OLYMPIA

TICKET 30173

SCALE NO. 1

GROSS 42360 LB

TIME 09:18 AM 19 JAN 11

C-85

C-83 61,160 = 30.58 TONS
C-83 62,940 = 31.47 TONS

Stock Pile #6

PORT OF OLYMPIA

TICKET 30239

SCALE NO. 2

CUSTOMER 82 CECCANTI
TARE - 42,300
GROSS 103460 LB
NET 61,160
TIME 10:55 AM 20 JAN 11

C-87

TRUCK C-85
TARE WEIGHT 42,360

C-85 63,520 = 31.76 T
C-85 62,280 = 31.14 T

Weyerhaeuser Company
Integrated Waste Management
Material Recovery / Transfer Facility
PO Box [redacted]
Longview, WA [redacted]
(206) [redacted]

PORT OF OLYMPIA

TICKET 30240

SCALE NO. 1

CUSTOMER 82 CECCANTI
Tare - 42,360
GROSS 105880 LB
Net 63,520
TIME 10:56 AM 20 JAN 11

C-85 stockpile 6

Stock Pile #6

TOTAL
4 LOADS
124.95 TONS

PORT OF OLYMPIA

TICKET 30214

SCALE NO. 1

CUSTOMER 82 CECCANTI
TARE - 42,300
GROSS 105240 LB
NET - 62,940
TIME 06:59 AM 20 JAN 11

C-83

Weyerhaeuser Company
Integrated Waste Management
Material Recovery / Transfer Facility
PO Box [redacted]
Longview, WA [redacted]
(206) [redacted]

PORT OF OLYMPIA

TICKET 30215

SCALE NO. 1

CUSTOMER 82 CECCANTI
Tare - 42,360
GROSS 104640 LB
Net - 62,280
TIME 07:02 AM 20 JAN 11

C-85 stockpile 6

Weyerhaeuser Company
Integrated Waste Management
Material Recovery / Transfer Facility
PO Box [redacted]
Longview, WA [redacted]
(206) [redacted]

1-19-11

TRUCK C-85

TARE WEIGHT 42,360

PORT OF OLYMPIA

TICKET 30173

SCALE NO. 1

GROSS 42360 LB

TIME 09:18 AM 19 JAN 11

C-85

PORT OF OLYMPIA

TICKET 30177

SCALE NO. 1

CUSTOMER 82 CECCANTI
Tare 42,360
GROSS 105500 LB
Net 63,140
TIME 09:56 AM 19 JAN 11

C-85 STK Pile #6

GROSS WEIGHT 105,500

— TARE 42,360

63,140

= 31.57 TONS

95027534

TICKET NUMBER

CERTIFIED AUTOMATED TRUCK SCALE

CAT SCALE COMPANY
P.O. BOX 630
WALCOTT, IA 52773
(563) 284-6263
www.catscale.com
1211
95027534

THE CAT SCALE GUARANTEE

The CAT Scale Company **GUARANTEES** that our scales will give an accurate weight. What makes us different from other scale companies is that we back up our guarantee with cash.©

IF YOU SHOULD GET AN OVERWEIGHT FINE, YOU SHOULD DO THE FOLLOWING TO GET THE PROBLEM RESOLVED:

1) Post bond and request a court date.
2) Call CAT Scale Company direct 24 hours a day at 1-877-CAT-SCALE (toll free).
3) IMMEDIATELY send a copy of the citation, CAT Scale ticket, your name, company, address, and phone number to CAT Scale Company Attn: Operations Manager.

THANK YOU FOR WEIGHING ON CAT SCALE!

Stockpile #7

The four weights shown below are separate weights. The TOTAL WEIGHT was weighed on a full length platform scale. **AXLE WEIGHTS CAN NOT BE CERTIFIED** and are **NOT LEGAL FOR TRADE, however, CAT SCALE COMPANY GUARANTEES THESE WEIGHTS TO BE CORRECT.**

DATE: 1-25-2011

SCALE LOCATION: 278
GEE-CEE'S TRUCKSTOP
I-5 AND EXIT 57
TOLEDO WA

STEER AXLE	21600 lb
DRIVE AXLE	29580 lb
TRAILER AXLE	45220 lb
TOTAL WEIGHT	96400 lb

Recycled Waste Management
Material Recovery / Transfer Facility
PO Box 188
Longview, WA 98632
(206) 578-4616

COMPANY Ceccanti TRACTOR # C85 TRAILER # T85

WEIGHER'S SIGNATURE Cheree Pratt FEE: 1.00 FULL WEIGH TICKET # 95027524 (IF REWEIGH)

CHEREE PRATT

ONLY CERTIFIED WEIGHTS APPEAR BELOW THIS LINE

CERTIFIED WEIGHTS
(imprint seal)

GROSS	96,400
TARE	42,360
NET	54,040

WEIGH NUMBER 27.02 Tons
7524

WEIGHMASTER CERTIFICATE

This is to certify that the following described commodity was weighed, measured, or counted by a Weighmaster, whose signature is on this Certificate, who is a recognized authority of accuracy, as prescribed by State Law.

COMMODITY WEIGHED: FREIGHT ALL KINDS

REMARKS:

TRACTOR LICENSE # TRACTOR #

TRAILER LICENSE # TRAILER #

TRAILER LICENSE # TRAILER #

NAME OF WEIGHMASTER (print):

WEIGHMASTER SIGNATURE:

© CAT SCALE COMPANY® 12 (WA)

1-25-11 C-85

54,040 = 27.02 Tons

95027524

TICKET NUMBER

CAT SCALE®

CERTIFIED AUTOMATED TRUCK SCALE

CAT SCALE COMPANY
P.O. BOX 630
WALCOTT, IA 52773
(563) 284-6263
www.catscale.com

832
95027524

stockpile #7

THE CAT SCALE GUARANTEE

The CAT Scale Company **GUARANTEES** that our scales will give an accurate weight. What makes us different from other scale companies is that we back up our guarantee with cash.©

IF YOU SHOULD GET AN OVERWEIGHT FINE, YOU SHOULD DO THE FOLLOWING TO GET THE PROBLEM RESOLVED:

1) Post bond and request a court date.
2) Call CAT Scale Company direct 24 hours a day at 1-877-CAT-SCALE (toll free).
3) IMMEDIATELY send a copy of the citation, CAT Scale ticket, your name, company, address, and phone number to CAT Scale Company Attn: Operations Manager.

THANK YOU FOR WEIGHING ON CAT SCALE!

The four weights shown below are separate weights. The TOTAL WEIGHT was weighed on a full length platform scale. **AXLE WEIGHTS CAN NOT BE CERTIFIED** and are **NOT LEGAL FOR TRADE, however, CAT SCALE COMPANY GUARANTEES THESE WEIGHTS TO BE CORRECT.**

Weyerhaeuser Company
Integrated Wasp Management
Material Recovery | Transfer Facility
PO Box [illegible]
Longview, WA [illegible]
(206) [illegible]

DATE: 1-25-2011

SCALE LOCATION: 278
GEE-CEE'S TRUCKSTOP
I-5 AND EXIT 57
TOLEDO WA

STEER AXLE	17700 lb
DRIVE AXLE	35200 lb
TRAILER AXLE	39120 lb
TOTAL WEIGHT	92020 lb

COMPANY Ceccanti [illegible] TRACTOR # C85 TRAILER # T85

WEIGHER'S SIGNATURE: Cheree Pratt CHEREE PRATT FEE: 9.50 FULL WEIGH TICKET # _____ (IF REWEIGH)

ONLY CERTIFIED WEIGHTS APPEAR BELOW THIS LINE

CERTIFIED WEIGHTS
(imprint seal)

GROSS	92,020
TARE	42,360
NET	49,660

WEIGH NUMBER
7524

WEIGHMASTER CERTIFICATE

This is to certify that the following described commodity was weighed, measured, or counted by a Weighmaster, whose signature is on this Certificate, who is a recognized authority of accuracy, as prescribed by State Law.

COMMODITY WEIGHED: FREIGHT ALL KINDS

REMARKS: _____

TRACTOR LICENSE # _____ TRACTOR # _____

TRAILER LICENSE # _____ TRAILER # _____

TRAILER LICENSE # _____ TRAILER # _____

NAME OF WEIGHMASTER (print): _____

WEIGHMASTER SIGNATURE: _____

© CAT SCALE COMPANY® 12/((WA)

TRUCK
C-85

1-25-11

49,660 = 24.83 TONS

Stockpile #7

PORT OF OLYMPIA

C-85

TICKET 30439

SCALE NO. 1

CUSTOMER 82 CECCANTI

Tare - 42,360

GROSS 104720 LB

Net - 62,360

TIME 11:05 AM 26 JAN 11

31.18 Tons

Stockpile #7

PORT OF OLYMPIA

C-85

TICKET 30420

SCALE NO. 2

CUSTOMER 82 CECCANTI

Tare - ~~42,600~~ 42,360

GROSS 87820 LB

Net - 45,460

TIME 07:27 AM 26 JAN 11 22.73 Tons

Stockpile #7

PORT OF OLYMPIA

TICKET 30504

SCALE NO. 1

CUSTOMER 82 CECCANTI

TARE - 42,360

GROSS 96480 LB

NET 54,120

TIME 08:16 AM 28 JAN 11

27.06 Tons

Materials Recovery / Transfer Facility
PO Box 188
Longview, WA 98632
(206) 578-4616

QUALITY ROCK PRODUCTS, INC.

10201 LITTLEROCK RD SW - OLYMPIA, WA 98512 - OFFICE: 360-754-7777

TICKET # 471694

CUSTOMER: 17150 - Ceccanti Construction

JOB : 11367 - Hands On Children's Museum
JOB ADD.: Marine Drive
JOB CITY: Olympia

PRODUCT : 50BP - Ballast PU

CARRIER : 17150 - Ceccanti Construction

GROSS : 99300 lb
TARE : 44260 lb
NET : 55040 lb

CUSTOMER SIGN:_____Ticket B

STANDBY TIME:_____

STANDBY INITIALS:_____

DATE & TIME: 1/26/2011 2:20:30 PM

SHIP LOC. : 4

JOB PO # :

MAP PAGE :

TRUCK TYPE : Picked Up
TRUCK # : Cecc-30
TRAILER # :

NET TONS : 27.52 tn
DAILY TONS : 165.57 tn
JOB TOTAL : 1168.07 tn

1-26 #3 ex

NOTES: 691/009

165.57 tons

QUALITY ROCK PRODUCTS, INC.

10201 LITTLEROCK RD SW - OLYMPIA, WA 98512 - OFFICE: 360-754-7777

TICKET # 471693

CUSTOMER: 17150 - Ceccanti Construction

JOB : 11367 - Hands On Children's Museum
JOB ADD.: Marine Drive
JOB CITY: Olympia

PRODUCT : 50BP - Ballast PU

CARRIER : 17150 - Ceccanti Construction

GROSS : 100220 lb
TARE : 44260 lb
NET : 55960 lb

CUSTOMER SIGN:_____Ticket B

STANDBY TIME:_____

STANDBY INITIALS:_____

DATE & TIME: 1/26/2011 1:12:51 PM

SHIP LOC. : 4

JOB PO # :

MAP PAGE :

TRUCK TYPE : Picked Up
TRUCK # : Cecc-30
TRAILER # :

NET TONS : 27.98 tn
DAILY TONS : 138.05 tn
JOB TOTAL : 1140.55 tn

NOTES: 691/009

QUALITY ROCK PRODUCTS, INC.

10201 LITTLEROCK RD SW - OLYMPIA, WA 98512 - OFFICE: 360-754-7777

TICKET # 471692

CUSTOMER: 17150 - Ceccanti Construction

JOB : 11367 - Hands On Children's Museum
JOB ADD.: Marine Drive
JOB CITY: Olympia

PRODUCT : 50BP - Ballast PU

CARRIER : 17150 - Ceccanti Construction

GROSS : 98980 lb
TARE : 44260 lb
NET : 54720 lb

CUSTOMER SIGN:_____Ticket B

STANDBY TIME:_____

STANDBY INITIALS:_____

DATE & TIME: 1/26/2011 11:56:18 AM

SHIP LOC. : 4

JOB PO # :

MAP PAGE :

TRUCK TYPE : Truck & Trailer
TRUCK # : Cecc-30
TRAILER # :

NET TONS : 27.36 tn
DAILY TONS : 110.07 tn
JOB TOTAL : 1112.57 tn

NOTES: 691/009

QUALITY ROCK PRODUCTS, INC.

10201 LITTLEROCK RD SW - OLYMPIA, WA 98512 - OFFICE: 360-754-7777

TICKET # 471684

CUSTOMER: 17150 - Ceccanti Construction

JOB : 11367 - Hands On Children's Museum
JOB ADD.: Marine Drive
JOB CITY: Olympia

PRODUCT : 50BP - Ballast PU

CARRIER : 17150 - Ceccanti Construction

GROSS : 99420 lb
TARE : 44260 lb
NET : 55160 lb

DATE & TIME: 1/26/2011 8:27:30 AM

SHIP LOC. : 4

JOB PO # :

MAP PAGE :

TRUCK TYPE : Picked Up
TRUCK # : Cecc-30
TRAILER # :

NET TONS : 27.58 tn
DAILY TONS : 27.58 tn
JOB TOTAL : 1030.08 tn

CUSTOMER SIGN:_____Ticket B

STANDBY TIME:_____

STANDBY INITIALS:_____

NOTES: 691/009

QUALITY ROCK PRODUCTS, INC.

10201 LITTLEROCK RD SW - OLYMPIA, WA 98512 - OFFICE: 360-754-7777

TICKET # 471687

CUSTOMER: 17150 - Ceccanti Construction

JOB : 11367 - Hands On Children's Museum
JOB ADD.: Marine Drive
JOB CITY: Olympia

PRODUCT : 50BP - Ballast PU

CARRIER : 17150 - Ceccanti Construction

GROSS : 99080 lb
TARE : 44260 lb
NET : 54820 lb

DATE & TIME: 1/26/2011 9:41:05 AM

SHIP LOC. : 4

JOB PO # :

MAP PAGE :

TRUCK TYPE : Picked Up
TRUCK # : Cecc-30
TRAILER # :

NET TONS : 27.41 tn
DAILY TONS : 54.99 tn
JOB TOTAL : 1057.49 tn

CUSTOMER SIGN:_____Ticket B

STANDBY TIME:_____

STANDBY INITIALS:_____

NOTES: 691/009

QUALITY ROCK PRODUCTS, INC.

10201 LITTLEROCK RD SW - OLYMPIA, WA 98512 - OFFICE: 360-754-7777

TICKET # 471690

CUSTOMER: 17150 - Ceccanti Construction

JOB : 11367 - Hands On Children's Museum
JOB ADD.: Marine Drive
JOB CITY: Olympia

PRODUCT : 50BP - Ballast PU

CARRIER : 17150 - Ceccanti Construction

GROSS : 99700 lb
TARE : 44260 lb
NET : 55440 lb

DATE & TIME: 1/26/2011 10:48:02 AM

SHIP LOC. : 4

JOB PO # :

MAP PAGE :

TRUCK TYPE : Picked Up
TRUCK # : Cecc-30
TRAILER # :

NET TONS : 27.72 tn
DAILY TONS : 82.71 tn
JOB TOTAL : 1085.21 tn

CUSTOMER SIGN:_____Ticket B

STANDBY TIME:_____

STANDBY INITIALS:_____

NOTES: 691/009

QUALITY ROCK PRODUCTS, INC.

10201 LITTLEROCK RD SW - OLYMPIA, WA 98512 - OFFICE: 360-754-7777

TICKET # 471752

DATE & TIME: 1/28/2011 9:36:04 AM

CUSTOMER: 17150 - Ceccanti Construction

JOB : 11367 - Hands On Children's Museum
JOB ADD.: Marine Drive
JOB CITY: Olympia

PRODUCT : 50BP - Ballast PU

CARRIER : 17150 - Ceccanti Construction

GROSS : 105920 lb
TARE : 42480 lb
NET : 63440 lb

SHIP LOC. : 4

JOB PO # :

MAP PAGE :

TRUCK TYPE : Picked Up
TRUCK # : 84
TRAILER # :

NET TONS : 31.72 tn
DAILY TONS : 190.11 tn
JOB TOTAL : 1358.18 tn

CUSTOMER SIGN:_____Ticket B

STANDBY TIME:_____

STANDBY INITIALS:_____

NOTES: 6/1/09

[redacted]ITY ROCK PRODUCTS, INC.

10201 LITTLEROCK RD SW - OLYMPIA, WA 98512 - OFFICE: 360-754-7777

TICKET # 471749

DATE & TIME: 1/28/2011 8:28:15 AM

CUSTOMER: 17150 - Ceccanti Construction

JOB : 11367 - Hands On Children's Museum
JOB ADD.: Marine Drive
JOB CITY: Olympia

PRODUCT : 50BP - Ballast PU

CARRIER : 17150 - Ceccanti Construction

GROSS : 105340 lb
TARE : 42480 lb
NET : 62860 lb

SHIP LOC. : 4

JOB PO # :

MAP PAGE :

TRUCK TYPE : Picked Up
TRUCK # : 84
TRAILER # :

NET TONS : 31.43 tn
DAILY TONS : 158.39 tn
JOB TOTAL : 1326.46 tn

CUSTOMER SIGN:_____Ticket B

STANDBY TIME:_____

STANDBY INITIALS:_____

NOTES:

QUALITY ROCK PRODUCTS, INC.

10201 LITTLEROCK RD SW - OLYMPIA, WA 98512 - OFFICE: 360-754-7777

TICKET # 301087

DATE & TIME: 8/31/2011 3:20:50 PM

CUSTOMER: 22650 - DLB Earthworks

JOB : 11555 - East Bay Public Plaza
JOB ADD.: 421 Jefferson St NE
JOB CITY: Olympia

PRODUCT : 92 - Certified Scale Contaminated Dirt Backhaul

CARRIER : 01 - Quality Rock Products, Inc.

GROSS : 101640 lb
TARE : 39520 lb
NET : 62120 lb

SHIP LOC. : 2

JOB PO # :

MAP PAGE :

Lot 8

TRUCK TYPE : Picked Up
TRUCK # : 18-701
TRAILER # : 18-701

NET TONS : 31.06 tn
DAILY TONS : 57.92 tn
JOB TOTAL : 187.01 tn

CUSTOMER SIGN:_____Ticket B

STANDBY TIME:_____

STANDBY INITIALS:_____

NOTES:

Castle Rock

Weyerhaeuser Company
Integrated Waste Management
Material Recovery / Transfer Facility
PO Box 188
Longview, WA 98632
(360) 578-4414

QUALITY ROCK PRODUCTS, INC.

10201 LITTLEROCK RD SW - OLYMPIA, WA 98512 - OFFICE: 360-754-7777

TICKET # 301086

DATE & TIME: 8/31/2011 3:01:24 PM

CUSTOMER: 22650 - DLB Earthworks

JOB : 11555 - East Bay Public Plaza
JOB ADD.: 421 Jefferson St NE
JOB CITY: Olympia

PRODUCT : 92 - Certified Scale Contaminated Dirt Backhaul

CARRIER : 01 - Quality Rock Products, Inc.

GROSS : 92200 lb
TARE : 38480 lb
NET : 53720 lb

SHIP LOC. : 2

JOB PO # :

MAP PAGE :

Lot 8

TRUCK TYPE : Picked Up
TRUCK # : 18-704
TRAILER # : 18-704

NET TONS : 26.86 tn
DAILY TONS : 26.86 tn
JOB TOTAL : 155.95 tn

CUSTOMER SIGN:_____Ticket B

STANDBY TIME:_____

STANDBY INITIALS:_____

NOTES:

Castle Rock

QUALITY ROCK PRODUCTS, INC.

10201 LITTLEROCK RD SW - OLYMPIA, WA 98512 - OFFICE: 360-754-7777

TICKET # 481295

DATE & TIME: 8/31/2011 11:51:36 AM

CUSTOMER: 22650 - DLB Earthworks

JOB : 11555 - East Bay Public Plaza
JOB ADD.: 421 Jefferson St NE
JOB CITY: Olympia

PRODUCT : 92 - Certified Scale Contaminated Dirt Back Haul

CARRIER : 01 - Quality Rock Products Inc

GROSS : 99660 lb
TARE : 38840 lb
NET : 60820 lb

SHIP LOC. : 4 Rochester

JOB PO # :

MAP PAGE :

Lot 8

TRUCK TYPE : Picked Up
TRUCK # : 18-703
TRAILER # : 18-703

NET TONS : 30.41 tn
DAILY TONS : 131.39 tn
JOB TOTAL : 1595.70 tn

CUSTOMER SIGN:_____Ticket B

STANDBY TIME:_____

STANDBY INITIALS:_____

NOTES:

Castle Rock

QUALITY ROCK PRODUCTS, INC.

10201 LITTLEROCK RD SW - OLYMPIA, WA 98512 - OFFICE: 360-754-7777

TICKET # 481285

DATE & TIME: 8/31/2011 10:38:35 AM

CUSTOMER: 22650 - DLB Earthworks

JOB : 11555 - East Bay Public Plaza
JOB ADD.: 421 Jefferson St NE
JOB CITY: Olympia

PRODUCT : 92 - Certified Scale Contaminated Dirt Back Haul

CARRIER : 01 - Quality Rock Products Inc

GROSS : 103840 lb
TARE : 39320 lb
NET : 64520 lb

SHIP LOC. : 4 Rochester

JOB PO # :

MAP PAGE :

TRUCK TYPE : Picked Up
TRUCK # : 18-701
TRAILER # : 18-701

NET TONS : 32.26 tn
DAILY TONS : 100.98 tn
JOB TOTAL : 1565.29 tn

CUSTOMER SIGN:_____Ticket B

STANDBY TIME:_____

STANDBY INITIALS:_____

NOTES:

Castle Rock

Weyerhaeuser Company
Integrated Waste Management
Material Recovery / Transfer Facility
PO Box 188
Longview, WA 98632
(360) 578-4615

QUALITY ROCK PRODUCTS, INC.

10201 LITTLEROCK RD SW - OLYMPIA, WA 98512 - OFFICE: 360-754-7777

TICKET # 481279

DATE & TIME: 8/31/2011 10:22:46 AM

CUSTOMER: 22650 - DLB Earthworks

JOB : 11555 - East Bay Public Plaza
JOB ADD.: 421 Jefferson St NE
JOB CITY: Olympia

PRODUCT : 92 - Certified Scale Contaminated Dirt Back Haul

CARRIER : 01 - Quality Rock Products Inc

GROSS : 105420 lb
TARE : 37840 lb
NET : 67580 lb

SHIP LOC. : 4 Rochester

JOB PO # :

MAP PAGE :

TRUCK TYPE : Picked Up
TRUCK # : 18-704
TRAILER # : 18-704

NET TONS : 33.79 tn
DAILY TONS : 68.72 tn
JOB TOTAL : 1533.03 tn

CUSTOMER SIGN:_____Ticket B

STANDBY TIME:_____

STANDBY INITIALS:_____

NOTES:

Castle Rock.

QUALITY ROCK PRODUCTS, INC.

10201 LITTLEROCK RD SW - OLYMPIA, WA 98512 - OFFICE: 360-754-7777

TICKET # 481234

DATE & TIME: 8/31/2011 7:44:06 AM

CUSTOMER: 22650 - DLB Earthworks

JOB : 11555 - East Bay Public Plaza
JOB ADD.: 421 Jefferson St NE
JOB CITY: Olympia

PRODUCT : 92 - Certified Scale Contaminated Dirt Back Haul

CARRIER : 01 - Quality Rock Products Inc

GROSS : 108700 lb
TARE : 38840 lb
NET : 69860 lb

SHIP LOC. : 4 Rochester

JOB PO # :

MAP PAGE :

TRUCK TYPE : Picked Up
TRUCK # : 18-703
TRAILER # : 18-703

NET TONS : 34.93 tn
DAILY TONS : 34.93 tn
JOB TOTAL : 1499.24 tn

CUSTOMER SIGN: Kelly A Ticket B

STANDBY TIME:_____

STANDBY INITIALS:_____

NOTES:

Castle Rock

QUALITY ROCK PRODUCTS, INC.

10201 LITTLEROCK RD SW - OLYMPIA, WA 98512 - OFFICE: 360-754-7777

TICKET # 301044

CUSTOMER: 22650 - DLB Earthworks

JOB : 11555 - East Bay Public Plaza
JOB ADD.: 421 Jefferson St NE
JOB CITY: Olympia

PRODUCT : 92 - Certified Scale Contaminated Dirt Backhaul

CARRIER : 01 - Quality Rock Products, Inc.

GROSS : 104900 lb
TARE : 38480 lb
NET : 66420 lb

CUSTOMER SIGN:_____Ticket A

STANDBY TIME:_____

STANDBY INITIALS:_____

DATE & TIME: 8/30/2011 2:39:57 PM

SHIP LOC. : 2

JOB PO # :

MAP PAGE :

TRUCK TYPE : Picked Up
TRUCK # : 18-704
TRAILER # : 18-704

NET TONS : 33.21 tn
DAILY TONS : 66.31 tn
JOB TOTAL : 129.09 tn

NOTES:

Castle Rock

QUALITY ROCK PRODUCTS, INC.

10201 LITTLEROCK RD SW - OLYMPIA, WA 98512 - OFFICE: 360-754-7777

TICKET # 301043

CUSTOMER: 22650 - DLB Earthworks

JOB : 11555 - East Bay Public Plaza
JOB ADD.: 421 Jefferson St NE
JOB CITY: Olympia

PRODUCT : 92 - Certified Scale Contaminated Dirt Backhaul

CARRIER : 01 - Quality Rock Products, Inc.

GROSS : 105720 lb
TARE : 39520 lb
NET : 66200 lb

CUSTOMER SIGN:_____Ticket B

STANDBY TIME:_____

STANDBY INITIALS:_____

DATE & TIME: 8/30/2011 2:34:54 PM

SHIP LOC. : 2

JOB PO # :

MAP PAGE :

TRUCK TYPE : Picked Up
TRUCK # : 18-701
TRAILER # : 18-701

NET TONS : 33.10 tn
DAILY TONS : 33.10 tn
JOB TOTAL : 95.88 tn

NOTES:

Castle Rock

QUALITY ROCK PRODUCTS, INC.

10201 LITTLEROCK RD SW - OLYMPIA, WA 98512 - OFFICE: 360-754-7777

TICKET # 481163

CUSTOMER: 22650 - DLB Earthworks

JOB : 11555 - East Bay Public Plaza
JOB ADD.: 421 Jefferson St NE
JOB CITY: Olympia

PRODUCT : 92 - Certified Scale Contaminated Dirt Back Haul

CARRIER : 01 - Quality Rock Products Inc

GROSS : 99040 lb
TARE : 38840 lb
NET : 60200 lb

CUSTOMER SIGN:_____Ticket B

STANDBY TIME:_____

STANDBY INITIALS:_____

DATE & TIME: 8/30/2011 11:51:12 AM

SHIP LOC. : 4 Rochester

JOB PO # :

MAP PAGE :

TRUCK TYPE : Picked Up
TRUCK # : 18-703
TRAILER # : 18-703

NET TONS : 30.10 tn
DAILY TONS : 126.56 tn
JOB TOTAL : 1464.31 tn

NOTES:

Castle Rock

QUALITY ROCK PRODUCTS, INC.

10201 LITTLEROCK RD SW - OLYMPIA, WA 98512 - OFFICE: 360-754-7777

TICKET # 481146

CUSTOMER: 22650 - DLB Earthworks

JOB : 11555 - East Bay Public Plaza
JOB ADD.: 421 Jefferson St NE
JOB CITY: Olympia

PRODUCT : 92 - Certified Scale Contaminated Dirt Back Haul

CARRIER : 01 - Quality Rock Products Inc

GROSS : 103140 lb
TARE : 37840 lb
NET : 65300 lb

DATE & TIME: 8/30/2011 10:28:02 AM

SHIP LOC. : 4 Rochester

JOB PO # : 58002

MAP PAGE :

TRUCK TYPE : Picked Up
TRUCK # : 18-704
TRAILER # : 18-704

NET TONS : 32.65 tn
DAILY TONS : 96.46 tn
JOB TOTAL : 1434.21 tn

CUSTOMER SIGN:_____Ticket A

STANDBY TIME:_____

STANDBY INITIALS:_____

NOTES:

Castle Rock

QUALITY ROCK PRODUCTS, INC.

10201 LITTLEROCK RD SW - OLYMPIA, WA 98512 - OFFICE: 360-754-7777

TICKET # 481143

CUSTOMER: 22650 - DLB Earthworks

JOB : 11555 - East Bay Public Plaza
JOB ADD.: 421 Jefferson St NE
JOB CITY: Olympia

PRODUCT : 92 - Certified Scale Contaminated Dirt Back Haul

CARRIER : 01 - Quality Rock Products Inc

GROSS : 102220 lb
TARE : 39320 lb
NET : 62900 lb

DATE & TIME: 8/30/2011 10:18:18 AM

SHIP LOC. : 4 Rochester

JOB PO # :

MAP PAGE :

TRUCK TYPE : Picked Up
TRUCK # : 18-701
TRAILER # : 18-701

NET TONS : 31.45 tn
DAILY TONS : 63.81 tn
JOB TOTAL : 1401.56 tn

CUSTOMER SIGN:_____Ticket B

STANDBY TIME:_____

STANDBY INITIALS:_____

NOTES:

Castle Rock

QUALITY ROCK PRODUCTS, INC.

10201 LITTLEROCK RD SW - OLYMPIA, WA 98512 - OFFICE: 360-754-7777

TICKET # 481115

CUSTOMER: 22650 - DLB Earthworks

JOB : 11555 - East Bay Public Plaza
JOB ADD.: 421 Jefferson St NE
JOB CITY: Olympia

PRODUCT : 92 - Certified Scale Contaminated Dirt Back Haul

CARRIER : 01 - Quality Rock Products Inc

GROSS : 103560 lb
TARE : 38840 lb
NET : 64720 lb

DATE & TIME: 8/30/2011 7:49:35 AM

SHIP LOC. : 4 Rochester

JOB PO # :

MAP PAGE :

TRUCK TYPE : Picked Up
TRUCK # : 18-703
TRAILER # : 18-703

NET TONS : 32.36 tn
DAILY TONS : 32.36 tn
JOB TOTAL : 1370.11 tn

CUSTOMER SIGN:_____Ticket B

STANDBY TIME:_____

STANDBY INITIALS:_____

NOTES:

Castle Rock

QUALITY ROCK PRODUCTS, INC.

10201 LITTLEROCK RD SW - OLYMPIA, WA 98512 - OFFICE: 360-754-7777

TICKET # 300977

DATE & TIME: 8/29/2011 2:29:02 PM

CUSTOMER: 22650 - DLB Earthworks

JOB : 11555 - East Bay Public Plaza
JOB ADD.: 421 Jefferson St NE
JOB CITY: Olympia

PRODUCT : 92 - Certified Scale Contaminated Dirt Backhaul

CARRIER : 01 - Quality Rock Products, Inc.

GROSS : 102440 lb
TARE : 39520 lb
NET : 62920 lb

SHIP LOC. : 2

JOB PO # :

MAP PAGE :

TRUCK TYPE : Picked Up
TRUCK # : 18-701
TRAILER # : 18-701

NET TONS : 31.46 tn
DAILY TONS : 62.78 tn
JOB TOTAL : 62.78 tn

Lot B

CUSTOMER SIGN:_____Ticket B

STANDBY TIME:_____

STANDBY INITIALS:_____

NOTES:

Weyerhaeuser Company
Integrated Waste Management
Material Recovery / Transfer Facility
PO Box 188
Longview, WA 98632
(206) 578-4616

QUALITY ROCK PRODUCTS, INC.

10201 LITTLEROCK RD SW - OLYMPIA, WA 98512 - OFFICE: 360-754-7777

TICKET # 300973

DATE & TIME: 8/29/2011 1:41:09 PM

CUSTOMER: 22650 - DLB Earthworks

JOB : 11555 - East Bay Public Plaza
JOB ADD.: 421 Jefferson St NE
JOB CITY: Olympia

PRODUCT : 92 - Certified Scale Contaminated Dirt Backhaul

CARRIER : 01 - Quality Rock Products, Inc.

GROSS : 101120 lb
TARE : 38480 lb
NET : 62640 lb

SHIP LOC. : 2

JOB PO # :

MAP PAGE :

TRUCK TYPE : Picked Up
TRUCK # : 18-704
TRAILER # : 18-704

NET TONS : 31.32 tn
DAILY TONS : 31.32 tn
JOB TOTAL : 31.32 tn

Lot 8

CUSTOMER SIGN:_____Ticket A

STANDBY TIME:_____

STANDBY INITIALS:_____

NOTES:

Weyerhaeuser Company
Integrated Waste Management
Material Recovery / Transfer Facility
PO Box 188
Longview, WA 98632
(206) 578-4616

QUALITY ROCK PRODUCTS, INC.

10201 LITTLEROCK RD SW - OLYMPIA, WA 98512 - OFFICE: 360-754-7777

TICKET # 481062

DATE & TIME: 8/29/2011 12:43:56 PM

CUSTOMER: 22650 - DLB Earthworks

JOB : 11555 - East Bay Public Plaza
JOB ADD.: 421 Jefferson St NE
JOB CITY: Olympia

PRODUCT : 92 - Certified Scale Contaminated Dirt Back Haul

CARRIER : 01 - Quality Rock Products Inc

GROSS : 98740 lb
TARE : 38840 lb
NET : 59900 lb

SHIP LOC. : 4 Rochester

JOB PO # :

MAP PAGE :

TRUCK TYPE : Picked Up
TRUCK # : 18-703
TRAILER # : 18-703

NET TONS : 29.95 tn
DAILY TONS : 136.09 tn
JOB TOTAL : 389.14 tn

Lot #8

CUSTOMER SIGN:_____Ticket B

STANDBY TIME:_____

STANDBY INITIALS:_____

NOTES:

Weyerhaeuser Company
Integrated Waste Management
Material Recovery / Transfer Facility
PO Box 188
Longview, WA 98632
(206) 578-4616

QUALITY ROCK PRODUCTS, INC.

10201 LITTLEROCK RD SW - OLYMPIA, WA 98512 - OFFICE: 360-754-7777

TICKET # 481026

CUSTOMER: 22650 - DLB Earthworks

JOB : 11555 - East Bay Public Plaza
JOB ADD.: 421 Jefferson St NE
JOB CITY: Olympia

PRODUCT : 92 - Certified Scale Contaminated Dirt Back Haul

CARRIER : 01 - Quality Rock Products Inc

GROSS : 105840 lb
TARE : 37840 lb
NET : 68000 lb

DATE & TIME: 8/29/2011 9:01:59 AM

SHIP LOC. : 4 Rochester

JOB PO # :

MAP PAGE :

TRUCK TYPE : Picked Up
TRUCK # : 18-704
TRAILER # : 18-704

NET TONS : 34.00 tn
DAILY TONS : 106.14 tn
JOB TOTAL : 359.19 tn

CUSTOMER SIGN:_____Ticket C

STANDBY TIME:_____

STANDBY INITIALS:_____

NOTES:

QUALITY ROCK PRODUCTS, INC.

10201 LITTLEROCK RD SW - OLYMPIA, WA 98512 - OFFICE: 360-754-7777

TICKET # 481022

CUSTOMER: 22650 - DLB Earthworks

JOB : 11555 - East Bay Public Plaza
JOB ADD.: 421 Jefferson St NE
JOB CITY: Olympia

PRODUCT : 92 - Certified Scale Contaminated Dirt Back Haul

CARRIER : 01 - Quality Rock Products Inc

GROSS : 109460 lb
TARE : 39320 lb
NET : 70140 lb

DATE & TIME: 8/29/2011 8:45:46 AM

SHIP LOC. : 4 Rochester

JOB PO # :

MAP PAGE :

TRUCK TYPE : Picked Up
TRUCK # : 18-701
TRAILER # : 18-701

NET TONS : 35.07 tn
DAILY TONS : 72.14 tn
JOB TOTAL : 325.19 tn

CUSTOMER SIGN:_____Ticket C

STANDBY TIME:_____

STANDBY INITIALS:_____

NOTES:

QUALITY ROCK PRODUCTS, INC.

10201 LITTLEROCK RD SW - OLYMPIA, WA 98512 - OFFICE: 360-754-7777

TICKET # 481017

CUSTOMER: 22650 - DLB Earthworks

JOB : 11555 - East Bay Public Plaza
JOB ADD.: 421 Jefferson St NE
JOB CITY: Olympia

PRODUCT : 92 - Certified Scale Contaminated Dirt Back Haul

CARRIER : 01 - Quality Rock Products Inc

GROSS : 112980 lb
TARE : 38840 lb
NET : 74140 lb

DATE & TIME: 8/29/2011 8:31:25 AM

SHIP LOC. : 4 Rochester

JOB PO # :

MAP PAGE :

TRUCK TYPE : Picked Up
TRUCK # : 18-703
TRAILER # : 18-703

NET TONS : 37.07 tn
DAILY TONS : 37.07 tn
JOB TOTAL : 290.12 tn

CUSTOMER SIGN:_____Ticket B

STANDBY TIME:_____

STANDBY INITIALS:_____

NOTES:

36804

Quality Rock Products Inc
10201 Littlerock Rd SW
Olympia, WA 98512
Phone: (360) 754-7777

7

PIT LOCATION

LITTLEROCK ROCHESTER DELPHI OTHER East Bay Plaza

DATE: 8/26/11 TIME: 6:00

CUSTOMER: D.L.B.

JOB: East Bay Plaza

PRODUCT: Dirt PO#: 11555

CARRIER: QRP

TRUCK #: 18-708 -AK DELIVERED PICKED UP

GROSS WT.	97,500
TARE WT.	38,220
NET WT.	59,280
NET TONS	2964

Weyerhaeuser Company
Integrated Waste Management
Material Recovery Transfer
PO Box 188
Longview, WA 98632
(360) 577-4114

NOTES: East Bay to Weyerhaeuser

CUSTOMER SIGNATURE: _____

STANDBY TIME: _____ INITIALS: _____

Rental needs signature

Lot A

Weyerhaeuser MRF
3401 Industrial Way
Longview, WA 98632
360-578-4616

Ticket #: 146,682

In: 12:25:58 8/26/2011
Out: 12:37:46 8/26/2011

Truck Id: 2
Customer Id: 575
Product Id: 61

Truck #: 18704
SAFETY FIRST

Gross Lbs:	99,480
Tare Lbs:	37,820
Net Lbs:	61,660
Net Tons	30.83

Lot A

Weyerhaeuser MRF
3401 Industrial Way
Longview, WA 98632
360-578-4616

Ticket #: 146,681

In: 12:22:43 8/26/2011
Out: 12:33:54 8/26/2011

Truck Id: 19
Customer Id: 575
Product Id: 611

Truck #: 7088
SAFETY FIRST

Gross Lbs:	103,240
Tare Lbs:	37,980
Net Lbs:	65,260
Net Tons	32.63

Lot A

Weyerhaeuser MRF
3401 Industrial Way
Longview, WA 98632
360-578-4616

Ticket #: 146,677

In: 11:49:19 8/26/2011
Out: 12:07:43 8/26/2011

Truck Id: 15
Customer Id: 575
Product Id: 61

Truck #: 703
SAFETY FIRST

Gross Lbs:	102,320
Tare Lbs:	37,880
Net Lbs:	64,440

Lot A

Weyerhaeuser MRF
3401 Industrial Way
Longview, WA 98632
360-578-4616

Ticket #: 146,658

In: 9:21:02 8/26/2011
Out: 9:35:08 8/26/2011

Truck Id: 16
Customer Id: 575
Product Id: 61

Truck #: 701
SAFETY FIRST

Gross Lbs:	99,660
Tare Lbs:	38,180
Net Lbs:	61,480

36763

Quality Rock Products Inc
10201 Littlerock Rd SW
Olympia, WA 98512
Phone: (360) 754-7777

PIT LOCATION

LITTLEROCK ROCHESTER DELPHI OTHER: _____

DATE: 8/25/11 TIME: 2:20

CUSTOMER: DLB Earthworks Job #11555

JOB: East Bay Public Plaza
Olympia, wa

PRODUCT: BH contaminents PO#: _____

CARRIER: QRP

TRUCK #: 18-704 DELIVERED PICKED UP

GROSS WT.	100,520
TARE WT.	37,980
NET WT.	~~100,000~~ 62,540
NET TONS	31.27

NOTES:

Weyerhaeuser Company
Integrated Waste Management
Material Recovery / Transfer Facility
PO Box 188
Longview, WA 98632
(360) 578-4616

CUSTOMER SIGNATURE: _____

STANDBY TIME: _____ INITIALS: _____

QUALITY ROCK PRODUCTS, INC.

10201 LITTLEROCK RD SW - OLYMPIA, WA 98512 - OFFICE: 360-754-7777

TICKET # 480823

DATE & TIME: 8/25/2011 12:22:04 PM

CUSTOMER: 22650 - DLB Earthworks

JOB : 11555 - East Bay Public Plaza
JOB ADD.: 421 Jefferson St NE
JOB CITY: Olympia

PRODUCT : 92 - Certified Scale Contaminated Dirt Back Haul

CARRIER : 01 - Quality Rock Products Inc

GROSS : 99160 lb
TARE : 38840 lb
NET : 60320 lb

SHIP LOC. : 4 Rochester

JOB PO # :

MAP PAGE :

TRUCK TYPE : Picked Up
TRUCK # : 18-703
TRAILER # : 18-703

NET TONS : 30.16 tn
DAILY TONS : 253.05 tn
JOB TOTAL : 253.05 tn

CUSTOMER SIGN:_____Ticket B

STANDBY TIME:_____

STANDBY INITIALS:_____

NOTES:

Weyerhaeuser Company
Integrated Waste Management
Material Recovery / Transfer Facility
PO Box 188
Longview, WA 98632
(206) 578-4616

QUALITY ROCK PRODUCTS, INC.

10201 LITTLEROCK RD SW - OLYMPIA, WA 98512 - OFFICE: 360-754-7777

TICKET # 480819

DATE & TIME: 8/25/2011 11:59:18 AM

CUSTOMER: 22650 - DLB Earthworks

JOB : 11555 - East Bay Public Plaza
JOB ADD.: 421 Jefferson St NE
JOB CITY: Olympia

PRODUCT : 92 - Certified Scale Contaminated Dirt Back Haul

CARRIER : 01 - Quality Rock Products Inc

GROSS : 102900 lb
TARE : 39320 lb
NET : 63580 lb

SHIP LOC. : 4 Rochester

JOB PO # :

MAP PAGE :

TRUCK TYPE : Picked Up
TRUCK # : 18-701
TRAILER # : 18-701

NET TONS : 31.79 tn
DAILY TONS : 222.89 tn
JOB TOTAL : 222.89 tn

CUSTOMER SIGN:_____Ticket B

STANDBY TIME:_____

STANDBY INITIALS:_____

NOTES:

Weyerhaeuser Company
Integrated Waste Management
Material Recovery / Transfer Facility
PO Box 188
Longview, WA 98632
(206) 578-4616

QUALITY ROCK PRODUCTS, INC.

10201 LITTLEROCK RD SW - OLYMPIA, WA 98512 - OFFICE: 360-754-7777

TICKET # 480815

DATE & TIME: 8/25/2011 11:33:46 AM

CUSTOMER: 22650 - DLB Earthworks

JOB : 11555 - East Bay Public Plaza
JOB ADD.: 421 Jefferson St NE
JOB CITY: Olympia

PRODUCT : 92 - Certified Scale Contaminated Dirt Back Haul

CARRIER : 4103 - Mumme Excavating LLC

GROSS : 101660 lb
TARE : 40080 lb
NET : 61580 lb

SHIP LOC. : 4 Rochester

JOB PO # :

MAP PAGE :

TRUCK TYPE : Picked Up
TRUCK # : MUMME11
TRAILER # :

NET TONS : 30.79 tn
DAILY TONS : 191.10 tn
JOB TOTAL : 191.10 tn

CUSTOMER SIGN:_____Ticket B

STANDBY TIME:_____

STANDBY INITIALS:_____

NOTES:

Weyerhaeuser Company
Integrated Waste Management
Material Recovery / Transfer Facility
PO Box 188
Longview, WA 98632
(206) 578-4616

QUALITY ROCK PRODUCTS, INC.

10201 LITTLEROCK RD SW - OLYMPIA, WA 98512 - OFFICE: 360-754-7777

TICKET # 480811

DATE & TIME: 8/25/2011 10:56:28 AM

CUSTOMER: 22650 - DLB Earthworks

JOB : 11555 - East Bay Public Plaza
JOB ADD.: 421 Jefferson St NE
JOB CITY: Olympia

PRODUCT : 92 - Certified Scale Contaminated Dirt Back Haul

CARRIER : 01 - Quality Rock Products Inc

GROSS : 101660 lb
TARE : 37840 lb
NET : 63820 lb

SHIP LOC. : 4 Rochester

JOB PO # :

MAP PAGE :

TRUCK TYPE : Picked Up
TRUCK # : 18-704
TRAILER # : 18-704

NET TONS : 31.91 tn
DAILY TONS : 160.31 tn
JOB TOTAL : 160.31 tn

CUSTOMER SIGN:_____Ticket A

STANDBY TIME:_____

STANDBY INITIALS:_____

NOTES:

Weyerhaeuser Company
Integrated Waste Management
Material Recovery / Transfer Facility
PO Box 188
Longview, WA 98632
(206) 578-4016

QUALITY ROCK PRODUCTS, INC.

10201 LITTLEROCK RD SW - OLYMPIA, WA 98512 - OFFICE: 360-754-7777

TICKET # 480809

DATE & TIME: 8/25/2011 10:43:37 AM

CUSTOMER: 22650 - DLB Earthworks

JOB : 11555 - East Bay Public Plaza
JOB ADD.: 421 Jefferson St NE
JOB CITY: Olympia

PRODUCT : 92 - Certified Scale Contaminated Dirt Back Haul

CARRIER : 01 - Quality Rock Products Inc

GROSS : 98460 lb
TARE : 38240 lb
NET : 60220 lb

SHIP LOC. : 4 Rochester

JOB PO # :

MAP PAGE :

TRUCK TYPE : Picked Up
TRUCK # : 18-708
TRAILER # : 18-708

NET TONS : 30.11 tn
DAILY TONS : 128.40 tn
JOB TOTAL : 128.40 tn

CUSTOMER SIGN:_____Ticket B

STANDBY TIME:_____

STANDBY INITIALS:_____

NOTES:

Weyerhaeuser Company
Integrated Waste Management
Material Recovery / Transfer Facility
PO Box 188
Longview, WA 98632
(206) 578-4016

QUALITY ROCK PRODUCTS, INC.

10201 LITTLEROCK RD SW - OLYMPIA, WA 98512 - OFFICE: 360-754-7777

TICKET # 480780

DATE & TIME: 8/25/2011 8:18:35 AM

CUSTOMER: 22650 - DLB Earthworks

JOB : 11555 - East Bay Public Plaza
JOB ADD.: 421 Jefferson St NE
JOB CITY: Olympia

PRODUCT : 92 - Certified Scale Contaminated Dirt Back Haul

CARRIER : 01 - Quality Rock Products Inc

GROSS : 104300 lb
TARE : 38840 lb
NET : 65460 lb

SHIP LOC. : 4 Rochester

JOB PO # :

MAP PAGE :

TRUCK TYPE : Picked Up
TRUCK # : 18-703
TRAILER # : 18-703

NET TONS : 32.73 tn
DAILY TONS : 98.29 tn
JOB TOTAL : 98.29 tn

CUSTOMER SIGN:_____Ticket B

STANDBY TIME:_____

STANDBY INITIALS:_____

NOTES:

QUALITY ROCK PRODUCTS, INC.

10201 LITTLEROCK RD SW - OLYMPIA, WA 98512 - OFFICE: 360-754-7777

TICKET # 480776

DATE & TIME: 8/25/2011 7:58:04 AM

CUSTOMER: 22650 - DLB Earthworks

JOB : 11555 - East Bay Public Plaza
JOB ADD.: 421 Jefferson St NE
JOB CITY: Olympia

PRODUCT : 92 - Certified Scale Contaminated Dirt Back Haul

CARRIER : 01 - Quality Rock Products Inc

GROSS : 103000 lb
TARE : 39320 lb
NET : 63680 lb

SHIP LOC. : 4 Rochester

JOB PO # :

MAP PAGE :

TRUCK TYPE : Picked Up
TRUCK # : 18-701
TRAILER # : 18-701

NET TONS : 31.84 tn
DAILY TONS : 65.56 tn
JOB TOTAL : 65.56 tn

CUSTOMER SIGN:_____Ticket B

STANDBY TIME:_____

STANDBY INITIALS:_____

NOTES:

Weyerhaeuser Company
Integrated Waste Management
Material Recovery / Transfer Facility
PO Box 188
Longview, WA 98632
(206) 578-4616

QUALITY ROCK PRODUCTS, INC.

10201 LITTLEROCK RD SW - OLYMPIA, WA 98512 - OFFICE: 360-754-7777

TICKET # 480771

DATE & TIME: 8/25/2011 7:37:43 AM

CUSTOMER: 22650 - DLB Earthworks

JOB : 11555 - East Bay Public Plaza
JOB ADD.: 421 Jefferson St NE
JOB CITY: Olympia

PRODUCT : 92 - Certified Scale Contaminated Dirt Back Haul

CARRIER : 4103 - Mumme Excavating LLC

GROSS : 107520 lb
TARE : 40080 lb
NET : 67440 lb

SHIP LOC. : 4 Rochester

JOB PO # :

MAP PAGE :

TRUCK TYPE : Picked Up
TRUCK # : MUMME11
TRAILER # :

NET TONS : 33.72 tn
DAILY TONS : 33.72 tn
JOB TOTAL : 33.72 tn

CUSTOMER SIGN:_____Ticket B

STANDBY TIME:_____

STANDBY INITIALS:_____

NOTES:

Weyerhaeuser Company
Integrated Waste Management
Material Recovery / Transfer Facility
PO Box 188
Longview, WA 98632
(206) 578-4616

QUALITY ROCK PRODUCTS, INC.

10201 LITTLEROCK RD SW - OLYMPIA, WA 98512 - OFFICE: 360-754-7777

TICKET # 300783

DATE & TIME: 8/24/2011 2:56:57 PM

CUSTOMER: 22650 - DLB Earthworks

JOB : 11555 - East Bay Public Plaza
JOB ADD.: 421 Jefferson St NE
JOB CITY: Olympia

PRODUCT : 91ST - Dirt Back Haul by the Ton

CARRIER : 01 - Quality Rock Products, Inc.

GROSS : 109980 lb
TARE : 37980 lb
NET : 72000 lb

SHIP LOC. : 2

JOB PO # :

MAP PAGE :

TRUCK TYPE : Picked Up
TRUCK # : 18-704
TRAILER # : 18-704

NET TONS : 36.00 tn
DAILY TONS : 68.87 tn
JOB TOTAL : 166.31 tn

CUSTOMER SIGN:_____Ticket A

STANDBY TIME:_____

STANDBY INITIALS:_____

NOTES:

QUALITY ROCK PRODUCTS, INC.

10201 LITTLEROCK RD SW - OLYMPIA, WA 98512 - OFFICE: 360-754-7777

TICKET # 300780

CUSTOMER: 22650 - DLB Earthworks

JOB : 11555 - East Bay Public Plaza
JOB ADD.: 421 Jefferson St NE
JOB CITY: Olympia

PRODUCT : 91ST - Dirt Back Haul by the Ton

CARRIER : 01 - Quality Rock Products, Inc.

GROSS : 104240 lb
TARE : 38500 lb
NET : 65740 lb

DATE & TIME: 8/24/2011 2:45:27 PM

SHIP LOC. : 2

JOB PO # :

MAP PAGE :

TRUCK TYPE : Picked Up
TRUCK # : 18-708
TRAILER # : 18-708

NET TONS : 32.87 tn
DAILY TONS : 32.87 tn
JOB TOTAL : 130.31 tn

CUSTOMER SIGN:_____Ticket A

STANDBY TIME:_____

STANDBY INITIALS:_____

NOTES:

QUALITY ROCK PRODUCTS, INC.

10201 LITTLEROCK RD SW - OLYMPIA, WA 98512 - OFFICE: 360-754-7777

TICKET # 480720

CUSTOMER: 22650 - DLB Earthworks

JOB : 11555 - East Bay Public Plaza
JOB ADD.: 421 Jefferson St NE
JOB CITY: Olympia

PRODUCT : 91ST - Dirt Back Haul by the Ton

CARRIER : 01 - Quality Rock Products Inc

GROSS : 104620 lb
TARE : 38840 lb
NET : 65780 lb

DATE & TIME: 8/24/2011 12:39:00 PM

SHIP LOC. : 4 Rochester

JOB PO # :

MAP PAGE :

TRUCK TYPE : Picked Up
TRUCK # : 18-703
TRAILER # : 18-703

NET TONS : 32.89 tn
DAILY TONS : 248.97 tn
JOB TOTAL : 948.61 tn

CUSTOMER SIGN:_____Ticket B

STANDBY TIME:_____

STANDBY INITIALS:_____

NOTES:

QUALITY ROCK PRODUCTS, INC.

10201 LITTLEROCK RD SW - OLYMPIA, WA 98512 - OFFICE: 360-754-7777

TICKET # 480711

CUSTOMER: 22650 - DLB Earthworks

JOB : 11555 - East Bay Public Plaza
JOB ADD.: 421 Jefferson St NE
JOB CITY: Olympia

PRODUCT : 91ST - Dirt Back Haul by the Ton

CARRIER : 01 - Quality Rock Products Inc

GROSS : 102260 lb
TARE : 39320 lb
NET : 62940 lb

DATE & TIME: 8/24/2011 12:19:02 PM

SHIP LOC. : 4 Rochester

JOB PO # :

MAP PAGE :

TRUCK TYPE : Picked Up
TRUCK # : 18-701
TRAILER # : 18-701

NET TONS : 31.47 tn
DAILY TONS : 216.08 tn
JOB TOTAL : 915.72 tn

CUSTOMER SIGN:_____Ticket B

STANDBY TIME:_____

STANDBY INITIALS:_____

NOTES:

Integrated Waste Management
Material Recovery / Transfer Facility
PO Box 188
Longview, WA 98632
(206) 578-4616

QUALITY ROCK PRODUCTS, INC.

10201 LITTLEROCK RD SW - OLYMPIA, WA 98512 - OFFICE: 360-754-7777

TICKET # 480701

CUSTOMER: 22650 - DLB Earthworks

JOB : 11555 - East Bay Public Plaza
JOB ADD.: 421 Jefferson St NE
JOB CITY: Olympia

PRODUCT : 91ST - Dirt Back Haul by the Ton

CARRIER : 4103 - Mumme Excavating LLC

GROSS : 110620 lb
TARE : 40080 lb
NET : 70540 lb

DATE & TIME: 8/24/2011 11:50:10 AM

SHIP LOC. : 4 Rochester

JOB PO # :

MAP PAGE :

TRUCK TYPE : Picked Up
TRUCK # : MUMME11
TRAILER # :

NET TONS : 35.27 tn
DAILY TONS : 184.61 tn
JOB TOTAL : 884.25 tn

CUSTOMER SIGN:_____Ticket C

STANDBY TIME:_____

STANDBY INITIALS:_____

NOTES:

Weyerhaeuser Company
Integrated Waste Management
Material Recovery / Transfer Facility
PO Box 188
Longview, WA 98632
(206) 578-4616

QUALITY ROCK PRODUCTS, INC.

10201 LITTLEROCK RD SW - OLYMPIA, WA 98512 - OFFICE: 360-754-7777

TICKET # 480685

CUSTOMER: 22650 - DLB Earthworks

JOB : 11555 - East Bay Public Plaza
JOB ADD.: 421 Jefferson St NE
JOB CITY: Olympia

PRODUCT : 91ST - Dirt Back Haul by the Ton

CARRIER : 01 - Quality Rock Products Inc

GROSS : 93900 lb
TARE : 37840 lb
NET : 56060 lb

DATE & TIME: 8/24/2011 10:48:12 AM

SHIP LOC. : 4 Rochester

JOB PO # :

MAP PAGE :

TRUCK TYPE : Picked Up
TRUCK # : 18-704
TRAILER # : 18-704

NET TONS : 28.03 tn
DAILY TONS : 149.34 tn
JOB TOTAL : 848.98 tn

CUSTOMER SIGN:_____Ticket B

STANDBY TIME:_____

STANDBY INITIALS:_____

NOTES:

QUALITY ROCK PRODUCTS, INC.

10201 LITTLEROCK RD SW - OLYMPIA, WA 98512 - OFFICE: 360-754-7777

TICKET # 480680

CUSTOMER: 22650 - DLB Earthworks

JOB : 11555 - East Bay Public Plaza
JOB ADD.: 421 Jefferson St NE
JOB CITY: Olympia

PRODUCT : 91ST - Dirt Back Haul by the Ton

CARRIER : 01 - Quality Rock Products Inc

GROSS : 96020 lb
TARE : 38240 lb
NET : 57780 lb

DATE & TIME: 8/24/2011 10:29:49 AM

SHIP LOC. : 4 Rochester

JOB PO # :

MAP PAGE :

TRUCK TYPE : Picked Up
TRUCK # : 18-708
TRAILER # : 18-708

NET TONS : 28.89 tn
DAILY TONS : 121.31 tn
JOB TOTAL : 820.95 tn

CUSTOMER SIGN:_____Ticket B

STANDBY TIME:_____

STANDBY INITIALS:_____

NOTES:

QUALITY ROCK PRODUCTS, INC.

10201 LITTLEROCK RD SW - OLYMPIA, WA 98512 - OFFICE: 360-754-7777

TICKET # 480657

DATE & TIME: 8/24/2011 8:29:59 AM

CUSTOMER: 22650 - DLB Earthworks

JOB : 11555 - East Bay Public Plaza
JOB ADD.: 421 Jefferson St NE
JOB CITY: Olympia

PRODUCT : 91ST - Dirt Back Haul by the Ton

CARRIER : 01 - Quality Rock Products Inc

GROSS : 100360 lb
TARE : 38800 lb
NET : 61560 lb

SHIP LOC. : 4 Rochester

JOB PO # :

MAP PAGE :

TRUCK TYPE : Picked Up
TRUCK # : 18-703
TRAILER # : 18-703

NET TONS : 30.78 tn
DAILY TONS : 92.42 tn
JOB TOTAL : 792.06 tn

CUSTOMER SIGN:_____Ticket B

STANDBY TIME:_____

STANDBY INITIALS:_____

NOTES:

QUALITY ROCK PRODUCTS, INC.

10201 LITTLEROCK RD SW - OLYMPIA, WA 98512 - OFFICE: 360-754-7777

TICKET # 480654

DATE & TIME: 8/24/2011 8:09:18 AM

CUSTOMER: 22650 - DLB Earthworks

JOB : 11555 - East Bay Public Plaza
JOB ADD.: 421 Jefferson St NE
JOB CITY: Olympia

PRODUCT : 91ST - Dirt Back Haul by the Ton

CARRIER : 01 - Quality Rock Products Inc

GROSS : 102060 lb
TARE : ~~39140~~ lb 39220
NET : 62920 lb

SHIP LOC. : 4 Rochester

JOB PO # :

MAP PAGE :

TRUCK TYPE : Picked Up
TRUCK # : 18-701
TRAILER # : 18-701

NET TONS : 31.46 tn
DAILY TONS : 61.64 tn
JOB TOTAL : 761.28 tn

CUSTOMER SIGN:_____Ticket C

STANDBY TIME:_____

STANDBY INITIALS:_____

NOTES:

Weyerhaeuser Company
Integrated Waste Management
Material Recovery / Transfer Facility
PO Box 188
Longview, WA 98632
(206) 578-4616

QUALITY ROCK PRODUCTS, INC.

10201 LITTLEROCK RD SW - OLYMPIA, WA 98512 - OFFICE: 360-754-7777

TICKET # 480651

DATE & TIME: 8/24/2011 7:42:52 AM

CUSTOMER: 22650 - DLB Earthworks

JOB : 11555 - East Bay Public Plaza
JOB ADD.: 421 Jefferson St NE
JOB CITY: Olympia

PRODUCT : 91ST - Dirt Back Haul by the Ton

CARRIER : 4103 - Mumme Excavating LLC

GROSS : 100440 lb
TARE : 40080 lb
NET : 60360 lb

SHIP LOC. : 4 Rochester

JOB PO # :

MAP PAGE :

TRUCK TYPE : Picked Up
TRUCK # : MUMME11
TRAILER # :

NET TONS : 30.18 tn
DAILY TONS : 30.18 tn
JOB TOTAL : 729.82 tn

CUSTOMER SIGN:_____Ticket C

STANDBY TIME:_____

STANDBY INITIALS:_____

NOTES:

Weyerhaeuser Company
Integrated Waste Management
Material Recovery / Transfer Facility
PO Box 188
Longview, WA 98632
(206) 578-4616

QUALITY ROCK PRODUCTS, INC.

10201 LITTLEROCK RD SW - OLYMPIA, WA 98512 - OFFICE: 360-754-7777

TICKET # 300624

CUSTOMER: 22650 - DLB Earthworks

JOB : 11555 - East Bay Public Plaza
JOB ADD.: 421 Jefferson St NE
JOB CITY: Olympia

PRODUCT : 91ST - Dirt Back Haul by the Ton

CARRIER : 01 - Quality Rock Products, Inc.

GROSS : 105000 lb
TARE : 37940 lb
NET : 67060 lb

CUSTOMER SIGN:_____Ticket A

STANDBY TIME:_____

STANDBY INITIALS:_____

DATE & TIME: 8/23/2011 3:13:50 PM

SHIP LOC. : 2

JOB PO # :

MAP PAGE :

TRUCK TYPE : Picked Up
TRUCK # : 18-704
TRAILER # : 18-704

NET TONS : 33.53 tn
DAILY TONS : 65.69 tn
JOB TOTAL : 97.44 tn

NOTES:

Weyerhaeuser Company
Integrated Waste Management
Material Recovery / Transfer Facility
PO Box 188
Longview, WA 98632
(206) 578-4916

QUALITY ROCK PRODUCTS, INC.

10201 LITTLEROCK RD SW - OLYMPIA, WA 98512 - OFFICE: 360-754-7777

TICKET # 300623

CUSTOMER: 22650 - DLB Earthworks

JOB : 11555 - East Bay Public Plaza
JOB ADD.: 421 Jefferson St NE
JOB CITY: Olympia

PRODUCT : 91ST - Dirt Back Haul by the Ton

CARRIER : 01 - Quality Rock Products, Inc.

GROSS : 101500 lb
TARE : ~~37180~~ lb 38220
NET : 64320 lb 63290
31.64

CUSTOMER SIGN:_____Ticket A

STANDBY TIME:_____

STANDBY INITIALS:_____

DATE & TIME: 8/23/2011 3:12:21 PM

SHIP LOC. : 2

JOB PO # :

MAP PAGE :

TRUCK TYPE : Picked Up
TRUCK # : 18-708
TRAILER # : 18-708

3164

NET TONS : 32.86 tn
DAILY TONS : 32.16 tn
JOB TOTAL : 63.91 tn

NOTES:

Weyerhaeuser Company
Integrated Waste Management
Material Recovery / Transfer Facility
PO Box 188
Longview, WA 98632
(206) 578-4916

QUALITY ROCK PRODUCTS, INC.

10201 LITTLEROCK RD SW - OLYMPIA, WA 98512 - OFFICE: 360-754-7777

TICKET # 480616

CUSTOMER: 22650 - DLB Earthworks

JOB : 11555 - East Bay Public Plaza
JOB ADD.: 421 Jefferson St NE
JOB CITY: Olympia

PRODUCT : 91ST - Dirt Back Haul by the Ton

CARRIER : 01 - Quality Rock Products Inc

GROSS : 104860 lb
TARE : 38000 lb
NET : 66860 lb

CUSTOMER SIGN:_____Ticket C

STANDBY TIME:_____

STANDBY INITIALS:_____

DATE & TIME: 8/23/2011 12:30:47 PM

SHIP LOC. : 4 Rochester

JOB PO # :

MAP PAGE :

TRUCK TYPE : Picked Up
TRUCK # : 18-701
TRAILER # : 18-701

NET TONS : 33.43 tn
DAILY TONS : 249.03 tn
JOB TOTAL : 699.64 tn

NOTES:

Weyerhaeuser Company
Integrated Waste Management
Material Recovery / Transfer Facility
PO Box 188
Longview, WA 98632
(206) 578-4916

QUALITY ROCK PRODUCTS, INC.

10201 LITTLEROCK RD SW - OLYMPIA, WA 98512 - OFFICE: 360-754-7777

TICKET # 480614

CUSTOMER: 22650 - DLB Earthworks

JOB : 11555 - East Bay Public Plaza
JOB ADD.: 421 Jefferson St NE
JOB CITY: Olympia

PRODUCT : 91ST - Dirt Back Haul by the Ton

CARRIER : 01 - Quality Rock Products Inc

GROSS : 105680 lb
TARE : 38340 lb
NET : 67340 lb

CUSTOMER SIGN:_____Ticket C

STANDBY TIME:_____

STANDBY INITIALS:_____

DATE & TIME: 8/23/2011 12:01:57 PM

SHIP LOC. : 4 Rochester

JOB PO # :

MAP PAGE :

TRUCK TYPE : Picked Up
TRUCK # : 18-703
TRAILER # : 18-703

NET TONS : 33.67 tn
DAILY TONS : 215.60 tn
JOB TOTAL : 666.21 tn

NOTES:

Weyerhaeuser Company
Integrated Waste Management
Material Recovery / Transfer Facility
PO Box 188
Longview, WA 98632
(206) 578-4616

QUALITY ROCK PRODUCTS, INC.

10201 LITTLEROCK RD SW - OLYMPIA, WA 98512 - OFFICE: 360-754-7777

TICKET # 480609

CUSTOMER: 22650 - DLB Earthworks

JOB : 11555 - East Bay Public Plaza
JOB ADD.: 421 Jefferson St NE
JOB CITY: Olympia

PRODUCT : 91ST - Dirt Back Haul by the Ton

CARRIER : 4103 - Mumme Excavating LLC

GROSS : 109820 lb
TARE : 40080 lb
NET : 69740 lb

CUSTOMER SIGN:_____Ticket B

STANDBY TIME:_____

STANDBY INITIALS:_____

DATE & TIME: 8/23/2011 11:26:10 AM

SHIP LOC. : 4 Rochester

JOB PO # :

MAP PAGE :

TRUCK TYPE : Picked Up
TRUCK # : MUMME11
TRAILER # :

NET TONS : 34.87 tn
DAILY TONS : 181.93 tn
JOB TOTAL : 632.54 tn

NOTES:

Weyerhaeuser Company
Integrated Waste Management
Material Recovery / Transfer Facility
PO Box 188
Longview, WA 98632
(206) 578-4616

QUALITY ROCK PRODUCTS, INC.

10201 LITTLEROCK RD SW - OLYMPIA, WA 98512 - OFFICE: 360-754-7777

TICKET # 480604

CUSTOMER: 22650 - DLB Earthworks

JOB : 11555 - East Bay Public Plaza
JOB ADD.: 421 Jefferson St NE
JOB CITY: Olympia

PRODUCT : 91ST - Dirt Back Haul by the Ton

CARRIER : 01 - Quality Rock Products Inc

GROSS : 101780 lb
TARE : 38260 lb
NET : 63520 lb

CUSTOMER SIGN:_____Ticket C

STANDBY TIME:_____

STANDBY INITIALS:_____

DATE & TIME: 8/23/2011 10:48:47 AM

SHIP LOC. : 4 Rochester

JOB PO # :

MAP PAGE :

TRUCK TYPE : Picked Up
TRUCK # : 18-708
TRAILER # : 18-708

NET TONS : 31.76 tn
DAILY TONS : 147.06 tn
JOB TOTAL : 597.67 tn

NOTES:

QUALITY ROCK PRODUCTS, INC.

10201 LITTLEROCK RD SW - OLYMPIA, WA 98512 - OFFICE: 360-754-7777

TICKET # 480602

DATE & TIME: 8/23/2011 10:41:06 AM

CUSTOMER: 22650 - DLB Earthworks

JOB : 11555 - East Bay Public Plaza
JOB ADD.: 421 Jefferson St NE
JOB CITY: Olympia

PRODUCT : 91ST - Dirt Back Haul by the Ton

CARRIER : 01 - Quality Rock Products Inc

GROSS : 94760 lb
TARE : 37980 lb
NET : 56780 lb

SHIP LOC. : 4 Rochester

JOB PO # :

MAP PAGE :

TRUCK TYPE : Picked Up
TRUCK # : 18-704
TRAILER # : 18-704

NET TONS : 28.39 tn
DAILY TONS : 115.30 tn
JOB TOTAL : 565.91 tn

CUSTOMER SIGN:_____Ticket A

STANDBY TIME:_____

STANDBY INITIALS:_____

NOTES:

QUALITY ROCK PRODUCTS, INC.

10201 LITTLEROCK RD SW - OLYMPIA, WA 98512 - OFFICE: 360-754-7777

TICKET # 480593

DATE & TIME: 8/23/2011 8:23:05 AM

CUSTOMER: 22650 - DLB Earthworks

JOB : 11555 - East Bay Public Plaza
JOB ADD.: 421 Jefferson St NE
JOB CITY: Olympia

PRODUCT : 91ST - Dirt Back Haul by the Ton

CARRIER : 01 - Quality Rock Products Inc

GROSS : 96100 lb
TARE : 38000 lb
NET : 58100 lb

SHIP LOC. : 4 Rochester

JOB PO # :

MAP PAGE :

TRUCK TYPE : Picked Up
TRUCK # : 18-701
TRAILER # : 18-701

NET TONS : 29.05 tn
DAILY TONS : 86.91 tn
JOB TOTAL : 537.52 tn

CUSTOMER SIGN:_____Ticket B

STANDBY TIME:_____

STANDBY INITIALS:_____

NOTES:

QUALITY ROCK PRODUCTS, INC.

10201 LITTLEROCK RD SW - OLYMPIA, WA 98512 - OFFICE: 360-754-7777

TICKET # 480590

DATE & TIME: 8/23/2011 7:55:31 AM

CUSTOMER: 22650 - DLB Earthworks

JOB : 11555 - East Bay Public Plaza
JOB ADD.: 421 Jefferson St NE
JOB CITY: Olympia

PRODUCT : 91ST - Dirt Back Haul by the Ton

CARRIER : 01 - Quality Rock Products Inc

GROSS : 94060 lb
TARE : 38340 lb
NET : 55720 lb

SHIP LOC. : 4 Rochester

JOB PO # :

MAP PAGE :

TRUCK TYPE : Picked Up
TRUCK # : 18-703
TRAILER # : 18-703

NET TONS : 27.86 tn
DAILY TONS : 57.86 tn
JOB TOTAL : 508.47 tn

CUSTOMER SIGN:_____Ticket C

STANDBY TIME:_____

STANDBY INITIALS:_____

NOTES:

QUALITY ROCK PRODUCTS, INC.

TICKET # 480585

10201 LITTLEROCK RD SW - OLYMPIA, WA 98512 - OFFICE: 360-754-7777

DATE & TIME: 8/23/2011 7:33:24 AM

CUSTOMER: 22650 - DLB Earthworks

JOB : 11555 - East Bay Public Plaza
JOB ADD.: 421 Jefferson St NE
JOB CITY: Olympia

PRODUCT : 91ST - Dirt Back Haul by the Ton

CARRIER : 4103 - Mumme Excavating LLC

GROSS : 100080 lb
TARE : 40080 lb
NET : 60000 lb

SHIP LOC. : 4 Rochester

JOB PO # :

MAP PAGE :

TRUCK TYPE : Picked Up
TRUCK # : MUMME11
TRAILER # :

NET TONS : 30.00 tn
DAILY TONS : 30.00 tn
JOB TOTAL : 480.60 tn

Weyerhaeuser Company
Integrated Waste Management
Material Recovery / Transfer Facility
PO Box 188
Longview, WA 98632
(206) 578-4616

CUSTOMER SIGN:_____Ticket C

NOTES:

STANDBY TIME:_____

STANDBY INITIALS:_____

95114585
TICKET NUMBER

CERTIFIED AUTOMATED TRUCK SCALE

CAT SCALE COMPANY
P.O. BOX 630
WALCOTT, IA 52773
(563) 284-6263
www.catscale.com

THE CAT SCALE GUARANTEE

The CAT Scale Company **GUARANTEES** that our scales will give an accurate weight. What makes us different from other scale companies is that we back up our guarantee with cash.©

IF YOU SHOULD GET AN OVERWEIGHT FINE, YOU SHOULD DO THE FOLLOWING TO GET THE PROBLEM RESOLVED:

1) Post bond and request a court date.
2) Call CAT Scale Company direct 24 hours a day at 1-877-CAT-SCALE (toll free).
3) IMMEDIATELY send a copy of the citation, CAT Scale ticket, your name, company, address, and phone number to CAT Scale Company Attn: Operations Manager.

THANK YOU FOR WEIGHING ON CAT SCALE!

The four weights shown below are separate weights. The TOTAL WEIGHT was weighed on a full length platform scale. **AXLE WEIGHTS CAN NOT BE CERTIFIED** and are **NOT LEGAL FOR TRADE, however, CAT SCALE COMPANY GUARANTEES THESE WEIGHTS TO BE CORRECT.**

21400 lb

DATE: 8-23-2011

STEER AXLE 29540 lb

278
GEE-CEE'S TRUCKSTOP
I-5 AND EXIT 57
TOLEDO WA

SCALE LOCATION:

DRIVE AXLE 47000 lb

TRAILER AXLE 97940 lb

TOTAL WEIGHT - 37900

60,040 = 30.02 TN

QUALITY ROCK

COMPANY _____ TRACTOR # 704 TRAILER # 704

$9.50

WEIGHER'S SIGNATURE: TIFFANY RUSSO FEE:

FULL WEIGH TICKET # 57,540
(IF REWEIGH)

ONLY CERTIFIED WEIGHTS APPEAR BELOW THIS LINE

CERTIFIED WEIGHTS
(imprint seal)

WEIGHMASTER CERTIFICATE

95114584
TICKET NUMBER

CERTIFIED AUTOMATED TRUCK SCALE

CAT SCALE COMPANY
P.O. BOX 630
WALCOTT, IA 52773
(563) 284-6263
www.catscale.com

THE CAT SCALE GUARANTEE

The CAT Scale Company **GUARANTEES** that our scales will give an accurate weight. What makes us different from other scale companies is that we back up our guarantee with cash.©

IF YOU SHOULD GET AN OVERWEIGHT FINE, YOU SHOULD DO THE FOLLOWING TO GET THE PROBLEM RESOLVED:

1) Post bond and request a court date.
2) Call CAT Scale Company direct 24 hours a day at 1-877-CAT-SCALE (toll free).
3) IMMEDIATELY send a copy of the citation, CAT Scale ticket, your name, company, address, and phone number to CAT Scale Company Attn: Operations Manager.

THANK YOU FOR WEIGHING ON CAT SCALE!

The four weights shown below are separate weights. The TOTAL WEIGHT was weighed on a full length platform scale. **AXLE WEIGHTS CAN NOT BE CERTIFIED** and are **NOT LEGAL FOR TRADE, however, CAT SCALE COMPANY GUARANTEES THESE WEIGHTS TO BE CORRECT.**

20720 lb

DATE: 8-23-2011

STEER AXLE 31420 lb

278
GEE-CEE'S TRUCKSTOP
I-5 AND EXIT 57
TOLEDO WA

SCALE LOCATION:

DRIVE AXLE 43940 lb

TRAILER AXLE 96080 lb

TOTAL WEIGHT - 38540

57,540 = 28.77 TN

Company
Integrated Waste Management
Material Recovery / Transfer Facility
PO Box 188
Longview, WA 98632
(206) 578-3616

QUALITY ROCK

COMPANY _____ TRACTOR # 708 TRAILER # 708

$9.50

WEIGHER'S SIGNATURE: TIFFANY RUSSO FEE:

FULL WEIGH TICKET # _____
(IF REWEIGH)

ONLY CERTIFIED WEIGHTS APPEAR BELOW THIS LINE

CERTIFIED WEIGHTS
(imprint seal)

GROSS

TARE

NET

WEIGHMASTER CERTIFICATE

This is to certify that the following described commodity was weighed, measured, or counted by a Weighmaster, whose signature is on this Certificate, who is a recognized authority of accuracy, as prescribed by State Law.

FREIGHT ALL KINDS

COMMODITY WEIGHED: _____

REMARKS: _____

TRACTOR LICENSE # _____ TRACTOR # _____

QUALITY ROCK PRODUCTS, INC.

10201 LITTLEROCK RD SW - OLYMPIA, WA 98512 - OFFICE: 360-754-7777

TICKET # 480547

DATE & TIME: 8/22/2011 1:09:07 PM

CUSTOMER: 22650 - DLB Earthworks

JOB : 11555 - East Bay Public Plaza
JOB ADD.: 421 Jefferson St NE
JOB CITY: Olympia

PRODUCT : 91ST - Dirt Back Haul by the Ton

CARRIER : 01 - Quality Rock Products Inc

GROSS : 96620 lb
TARE : 38000 lb
NET : 58620 lb

SHIP LOC. : 4 Rochester

JOB PO # :

MAP PAGE :

TRUCK TYPE : Picked Up
TRUCK # : 18-701
TRAILER # : 18-701

NET TONS : 29.31 tn
DAILY TONS : 257.07 tn
JOB TOTAL : 450.61 tn

CUSTOMER SIGN:_____Ticket C

STANDBY TIME:_____

STANDBY INITIALS:_____

NOTES:

Weyerhaeuser Company
Integrated Waste Management
Material Recovery / Transfer Facility
PO Box 188
Longview, WA 98632
(206) 578-4616

QUALITY ROCK PRODUCTS, INC.

10201 LITTLEROCK RD SW - OLYMPIA, WA 98512 - OFFICE: 360-754-7777

TICKET # 480541

DATE & TIME: 8/22/2011 12:49:04 PM

CUSTOMER: 22650 - DLB Earthworks

JOB : 11555 - East Bay Public Plaza
JOB ADD.: 421 Jefferson St NE
JOB CITY: Olympia

PRODUCT : 91ST - Dirt Back Haul by the Ton

CARRIER : 01 - Quality Rock Products Inc

GROSS : 99940 lb
TARE : 38340 lb
NET : 61600 lb

SHIP LOC. : 4 Rochester

JOB PO # :

MAP PAGE :

TRUCK TYPE : Picked Up
TRUCK # : 18-703
TRAILER # : 18-703

NET TONS : 30.80 tn
DAILY TONS : 227.76 tn
JOB TOTAL : 421.30 tn

CUSTOMER SIGN:_____Ticket C

STANDBY TIME:_____

STANDBY INITIALS:_____

NOTES:

QUALITY ROCK PRODUCTS, INC.

10201 LITTLEROCK RD SW - OLYMPIA, WA 98512 - OFFICE: 360-754-7777

TICKET # 480530

DATE & TIME: 8/22/2011 11:47:00 AM

CUSTOMER: 22650 - DLB Earthworks

JOB : 11555 - East Bay Public Plaza
JOB ADD.: 421 Jefferson St NE
JOB CITY: Olympia

PRODUCT : 91ST - Dirt Back Haul by the Ton

CARRIER : 4103 - Mumme Excavating LLC

GROSS : 100880 lb
TARE : 40080 lb
NET : 60800 lb

SHIP LOC. : 4 Rochester

JOB PO # :

MAP PAGE :

TRUCK TYPE : Picked Up
TRUCK # : MUMME11
TRAILER # :

NET TONS : 30.40 tn
DAILY TONS : 196.96 tn
JOB TOTAL : 390.50 tn

CUSTOMER SIGN:_____Ticket C

STANDBY TIME:_____

STANDBY INITIALS:_____

NOTES:

QUALITY ROCK PRODUCTS, INC.

10201 LITTLEROCK RD SW - OLYMPIA, WA 98512 - OFFICE: 360-754-7777

TICKET # 480505

DATE & TIME: 8/22/2011 9:30:55 AM

CUSTOMER: 22650 - DLB Earthworks

JOB : 11555 - East Bay Public Plaza
JOB ADD.: 421 Jefferson St NE
JOB CITY: Olympia

PRODUCT : 91ST - Dirt Back Haul by the Ton

CARRIER : 01 - Quality Rock Products Inc

GROSS : 102920 lb
TARE : 37980 lb
NET : 64940 lb

SHIP LOC. : 4 Rochester

JOB PO # :

MAP PAGE :

TRUCK TYPE : Picked Up
TRUCK # : 18-704
TRAILER # : 18-704

NET TONS : 32.47 tn
DAILY TONS : 166.56 tn
JOB TOTAL : 360.10 tn

CUSTOMER SIGN:_____Ticket B

STANDBY TIME:_____

STANDBY INITIALS:_____

NOTES: Weyerhaeuser Company
Integrated Waste Management
Material Recovery / Transfer Facility
PO Box 188
Longview, WA 98632
(206) 578-4616

QUALITY ROCK PRODUCTS, INC.

10201 LITTLEROCK RD SW - OLYMPIA, WA 98512 - OFFICE: 360-754-7777

TICKET # 480502

DATE & TIME: 8/22/2011 9:04:34 AM

CUSTOMER: 22650 - DLB Earthworks

JOB : 11555 - East Bay Public Plaza
JOB ADD.: 421 Jefferson St NE
JOB CITY: Olympia

PRODUCT : 91ST - Dirt Back Haul by the Ton

CARRIER : 01 - Quality Rock Products Inc

GROSS : 105400 lb
TARE : 38260 lb
NET : 67140 lb

SHIP LOC. : 4 Rochester

JOB PO # :

MAP PAGE :

TRUCK TYPE : Picked Up
TRUCK # : 18-708
TRAILER # : 18-708

NET TONS : 33.57 tn
DAILY TONS : 134.09 tn
JOB TOTAL : 327.63 tn

CUSTOMER SIGN:_____Ticket B

STANDBY TIME:_____

STANDBY INITIALS:_____

NOTES:

QUALITY ROCK PRODUCTS, INC.

10201 LITTLEROCK RD SW - OLYMPIA, WA 98512 - OFFICE: 360-754-7777

TICKET # 480499

DATE & TIME: 8/22/2011 8:54:11 AM

CUSTOMER: 22650 - DLB Earthworks

JOB : 11555 - East Bay Public Plaza
JOB ADD.: 421 Jefferson St NE
JOB CITY: Olympia

PRODUCT : 91ST - Dirt Back Haul by the Ton

CARRIER : 01 - Quality Rock Products Inc

GROSS : 106060 lb
TARE : 38000 lb
NET : 68060 lb

SHIP LOC. : 4 Rochester

JOB PO # :

MAP PAGE :

TRUCK TYPE : Picked Up
TRUCK # : 18-701
TRAILER # : 18-701

NET TONS : 34.03 tn
DAILY TONS : 100.52 tn
JOB TOTAL : 294.06 tn

CUSTOMER SIGN:_____Ticket C

STANDBY TIME:_____

STANDBY INITIALS:_____

NOTES: Weyerhaeuser Company
Integrated Waste Management
Material Recovery / Transfer Facility
PO Box 188
Longview, WA 98632
(206) 578-4616

QUALITY ROCK PRODUCTS, INC.

10201 LITTLEROCK RD SW - OLYMPIA, WA 98512 - OFFICE: 360-754-7777

TICKET # 480497

DATE & TIME: 8/22/2011 8:43:44 AM

CUSTOMER: 22650 - DLB Earthworks

JOB : 11555 - East Bay Public Plaza
JOB ADD.: 421 Jefferson St NE
JOB CITY: Olympia

PRODUCT : 91ST - Dirt Back Haul by the Ton

CARRIER : 01 - Quality Rock Products Inc

GROSS : 107080 lb
TARE : 38340 lb
NET : 68740 lb

SHIP LOC. : 4 Rochester

JOB PO # :

MAP PAGE :

TRUCK TYPE : Picked Up
TRUCK # : 18-703
TRAILER # : 18-703

NET TONS : 34.37 tn
DAILY TONS : 66.49 tn
JOB TOTAL : 260.03 tn

CUSTOMER SIGN:_____Ticket B

STANDBY TIME:_____

STANDBY INITIALS:_____

NOTES:

QUALITY ROCK PRODUCTS, INC.

10201 LITTLEROCK RD SW - OLYMPIA, WA 98512 - OFFICE: 360-754-7777

TICKET # 480488

DATE & TIME: 8/22/2011 7:43:31 AM

CUSTOMER: 22650 - DLB Earthworks

JOB : 11555 - East Bay Public Plaza
JOB ADD.: 421 Jefferson St NE
JOB CITY: Olympia

PRODUCT : 91ST - Dirt Back Haul by the Ton

CARRIER : 4103 - Mumme Excavating LLC

GROSS : 104320 lb
TARE : 40080 lb
NET : 64240 lb

SHIP LOC. : 4 Rochester

JOB PO # :

MAP PAGE :

TRUCK TYPE : Picked Up
TRUCK # : MUMME11
TRAILER # :

NET TONS : 32.12 tn
DAILY TONS : 32.12 tn
JOB TOTAL : 225.66 tn

CUSTOMER SIGN:_____Ticket C

STANDBY TIME:_____

STANDBY INITIALS:_____

NOTES:

QUALITY ROCK PRODUCTS, INC.

10201 LITTLEROCK RD SW - OLYMPIA, WA 98512 - OFFICE: 360-754-7777

TICKET # 480487

DATE & TIME: 8/22/2011 7:26:10 AM

CUSTOMER: 22650 - DLB Earthworks

JOB : 11555 - East Bay Public Plaza
JOB ADD.: 421 Jefferson St NE
JOB CITY: Olympia

PRODUCT : 13 - 5/8"- CSTC Del

CARRIER : 01 - Quality Rock Products Inc

GROSS : 105540 lb
TARE : 38260 lb
NET : 67280 lb

SHIP LOC. : 4 Rochester

JOB PO # :

MAP PAGE :

TRUCK TYPE : Truck & Trailer
TRUCK # : 18-708
TRAILER # : 18-708

NET TONS : 33.64 tn
DAILY TONS : 33.64 tn
JOB TOTAL : 100.20 tn

CUSTOMER SIGN:_____Ticket B

STANDBY TIME:_____

STANDBY INITIALS:_____

NOTES:

QUALITY ROCK PRODUCTS, INC.

10201 LITTLEROCK RD SW - OLYMPIA, WA 98512 - OFFICE: 360-754-7777

TICKET # 480472

CUSTOMER: 22650 - DLB Earthworks

JOB : 11555 - East Bay Public Plaza
JOB ADD.: 421 Jefferson St NE
JOB CITY: Olympia

PRODUCT : 91ST - Dirt Back Haul by the Ton

CARRIER : 4103 - Mumme Excavating LLC

GROSS : 107300 lb
TARE : 40080 lb
NET : 67220 lb

CUSTOMER SIGN:_____Ticket B

STANDBY TIME:_____

STANDBY INITIALS:_____

DATE & TIME: 8/19/2011 12:42:24 PM

SHIP LOC. : 4 Rochester

JOB PO # :

MAP PAGE :

TRUCK TYPE : Picked Up
TRUCK # : MUMME11
TRAILER # :

NET TONS : 33.61 tn
DAILY TONS : 162.10 tn
JOB TOTAL : 162.10 tn

NOTES:

THIS BATCH LOT 4 TO BE VERIFIED BY WEYERHAUSER LOG

QUALITY ROCK PRODUCTS, INC.

10201 LITTLEROCK RD SW - OLYMPIA, WA 98512 - OFFICE: 360-754-7777

TICKET # 480468

CUSTOMER: 22650 - DLB Earthworks

JOB : 11555 - East Bay Public Plaza
JOB ADD.: 421 Jefferson St NE
JOB CITY: Olympia

PRODUCT : 91ST - Dirt Back Haul by the Ton

CARRIER : 01 - Quality Rock Products Inc

GROSS : 102220 lb
TARE : 38000 lb
NET : 64220 lb

CUSTOMER SIGN:_____Ticket B

STANDBY TIME:_____

STANDBY INITIALS:_____

DATE & TIME: 8/19/2011 11:56:15 AM

SHIP LOC. : 4 Rochester

JOB PO # :

MAP PAGE :

TRUCK TYPE : Picked Up
TRUCK # : 18-701
TRAILER # : 18-701

NET TONS : 32.11 tn
DAILY TONS : 128.49 tn
JOB TOTAL : 128.49 tn

NOTES: Weyerhaeuser Company
Integrated Waste Management
Material Recovery / Transfer Facility
PO Box 188
Longview WA 98632
(206) 577-8878

QUALITY ROCK PRODUCTS, INC.

10201 LITTLEROCK RD SW - OLYMPIA, WA 98512 - OFFICE: 360-754-7777

TICKET # 480464

CUSTOMER: 22650 - DLB Earthworks

JOB : 11555 - East Bay Public Plaza
JOB ADD.: 421 Jefferson St NE
JOB CITY: Olympia

PRODUCT : 91ST - Dirt Back Haul by the Ton

CARRIER : 01 - Quality Rock Products Inc

GROSS : 104980 lb
TARE : 37980 lb
NET : 67000 lb

CUSTOMER SIGN:_____Ticket A

STANDBY TIME:_____

STANDBY INITIALS:_____

DATE & TIME: 8/19/2011 10:53:14 AM

SHIP LOC. : 4 Rochester

JOB PO # :

MAP PAGE :

TRUCK TYPE : Picked Up
TRUCK # : 18-704
TRAILER # : 18-704

NET TONS : 33.50 tn
DAILY TONS : 96.38 tn
JOB TOTAL : 96.38 tn

NOTES: Weyerhaeuser Company
Integrated Waste Management
Material Recovery / Transfer Facility
PO Box 188
Longview WA 98632
(206) 577-8878

QUALITY ROCK PRODUCTS, INC.

TICKET # 480461

10201 LITTLEROCK RD SW - OLYMPIA, WA 98512 - OFFICE: 360-754-7777

DATE & TIME: 8/19/2011 10:35:21 AM

CUSTOMER: 22650 - DLB Earthworks

JOB : 11555 - East Bay Public Plaza
JOB ADD.: 421 Jefferson St NE
JOB CITY: Olympia

PRODUCT : 91ST - Dirt Back Haul by the Ton

CARRIER : 01 - Quality Rock Products Inc

GROSS : 102800 lb
TARE : 38260 lb
NET : 64540 lb

SHIP LOC. : 4 Rochester

JOB PO # :

MAP PAGE :

TRUCK TYPE : Picked Up
TRUCK # : 18-708
TRAILER # : 18-708

NET TONS : 32.27 tn
DAILY TONS : 62.88 tn
JOB TOTAL : 62.88 tn

CUSTOMER SIGN: _____ Ticket B

NOTES:

STANDBY TIME: _____

STANDBY INITIALS: _____

QUALITY ROCK PRODUCTS
Littlerock Site

PRINT WEIGHT TICKET

Date : 8/19/2011 10:25:52 AM
Scale : 1

Total : 38160 lb

Trk + Trlr - 701

QUALITY ROCK PRODUCTS
Littlerock Site #704

PRINT WEIGHT TICKET

Date : 8/19/2011 9:14:16 AM
Scale : 1

Total : 37900 lb

QUALITY ROCK PRODUCTS
Grand Mound Scale

PRINT WEIGHT TICKET

Date : 8/19/2011 8:56:50 AM
Scale : 1

Total : 38540 lb

TRUCK TRLR # 708

QUALITY ROCK PRODUCTS, INC.

TICKET # 480445

10201 LITTLEROCK RD SW - OLYMPIA, WA 98512 - OFFICE: 360-754-7777

CUSTOMER: 22650 - DLB Earthworks

JOB : 11555 - East Bay Public Plaza
JOB ADD.: 421 Jefferson St NE
JOB CITY: Olympia

PRODUCT : 91ST - Dirt Back Haul by the Ton

CARRIER : 4103 - Mumme Excavating LLC

GROSS : 101300 lb
TARE : 40080 lb
NET : 61220 lb

DATE & TIME: 8/19/2011 8:15:23 AM

SHIP LOC. : 4 Rochester

JOB PO # :

MAP PAGE :

TRUCK TYPE : Picked Up
TRUCK # : MUMME11
TRAILER # :

NET TONS : 30.61 tn
DAILY TONS : 30.61 tn
JOB TOTAL : 30.61 tn

CUSTOMER SIGN:_____Ticket B

STANDBY TIME:_____

STANDBY INITIALS:_____

NOTES:

QUALITY ROCK PRODUCTS, INC.

TICKET # 300349

10201 LITTLEROCK RD SW - OLYMPIA, WA 98512 - OFFICE: 360-754-7777

CUSTOMER: 22650 - DLB Earthworks

JOB : 11555 - East Bay Public Plaza
JOB ADD.: 421 Jefferson St NE
JOB CITY: Olympia

PRODUCT : 91Y - ~~Dirty Brush Back Haul by the Yard~~ Dirt

CARRIER : 01 - Quality Rock Products, Inc.

GROSS : 101780 lb
TARE : 38280 lb
NET : 63500 lb

DATE & TIME: 8/19/2011 8:01:18 AM

SHIP LOC. : 2

JOB PO # :

MAP PAGE :

TRUCK TYPE : Picked Up
TRUCK # : 18-703
TRAILER # : 18-703

NET TONS : 31.75 tn
DAILY TONS : 31.75 tn
JOB TOTAL : 31.75 tn

CUSTOMER SIGN:_____Ticket B

STANDBY TIME:_____

STANDBY INITIALS:_____

NOTES:

95114475

TICKET NUMBER

CAT SCALE

CERTIFIED AUTOMATED TRUCK SCALE

CAT SCALE COMPANY
P.O. BOX 630
WALCOTT, IA 52773
(563) 284-6263
www.catscale.com

800
95114475

THE CAT SCALE GUARANTEE

The CAT Scale Company **GUARANTEES** that our scales will give an accurate weight. What makes us different from other scale companies is that we back up our guarantee with cash.©

IF YOU SHOULD GET AN OVERWEIGHT FINE, YOU SHOULD DO THE FOLLOWING TO GET THE PROBLEM RESOLVED:

1) Post bond and request a court date.
2) Call CAT Scale Company direct 24 hours a day at 1-877-CAT-SCALE (toll free).
3) IMMEDIATELY send a copy of the citation, CAT Scale ticket, your name, company, address, and phone number to CAT Scale Company Attn: Operations Manager.

THANK YOU FOR WEIGHING ON CAT SCALE!

The four weights shown below are separate weights. The TOTAL WEIGHT was weighed on a full length platform scale. **AXLE WEIGHTS CAN NOT BE CERTIFIED** and are **NOT LEGAL FOR TRADE, however, CAT SCALE COMPANY GUARANTEES THESE WEIGHTS TO BE CORRECT.**

DATE: 8-19-2011

SCALE LOCATION: 278
GEE-CEE'S TRUCKSTOP
I-5 AND EXIT 57
TOLEDO WA

STEER AXLE	21120 lb
DRIVE AXLE	31600 lb
TRAILER AXLE	44820 lb
TOTAL WEIGHT	97540 lb

59,380 = 29.69 TN

COMPANY QUALITY ROCK TRACTOR # 701 TRAILER # 701

WEIGHER'S SIGNATURE: TIFFANY [illegible] FEE: $9.50

FULL WEIGH TICKET # _____ (IF REWEIGH)

ONLY CERTIFIED WEIGHTS APPEAR BELOW THIS LINE

CERTIFIED WEIGHTS (imprint seal)

WEIGHMASTER CERTIFICATE

95114474

TICKET NUMBER

CAT SCALE

CERTIFIED AUTOMATED TRUCK SCALE

CAT SCALE COMPANY
P.O. BOX 630
WALCOTT, IA 52773
(563) 284-6263
www.catscale.com

649
95114474

THE CAT SCALE GUARANTEE

The CAT Scale Company **GUARANTEES** that our scales will give an accurate weight. What makes us different from other scale companies is that we back up our guarantee with cash.©

IF YOU SHOULD GET AN OVERWEIGHT FINE, YOU SHOULD DO THE FOLLOWING TO GET THE PROBLEM RESOLVED:

1) Post bond and request a court date.
2) Call CAT Scale Company direct 24 hours a day at 1-877-CAT-SCALE (toll free).
3) IMMEDIATELY send a copy of the citation, CAT Scale ticket, your name, company, address, and phone number to CAT Scale Company Attn: Operations Manager.

THANK YOU FOR WEIGHING ON CAT SCALE!

The four weights shown below are separate weights. The TOTAL WEIGHT was weighed on a full length platform scale. **AXLE WEIGHTS CAN NOT BE CERTIFIED** and are **NOT LEGAL FOR TRADE, however, CAT SCALE COMPANY GUARANTEES THESE WEIGHTS TO BE CORRECT.**

DATE: 8-19-2011

SCALE LOCATION: 278
GEE-CEE'S TRUCKSTOP
I-5 AND EXIT 57
TOLEDO WA

STEER AXLE	21480 lb
DRIVE AXLE	32440 lb
TRAILER AXLE	51120 lb
TOTAL WEIGHT	105040 lb

67140 = 33.57 TN

COMPANY QUALITY ROCK TRACTOR # 704 TRAILER # 704

WEIGHER'S SIGNATURE: TIFFANY [illegible] FEE: $9.50

FULL WEIGH TICKET # _____ (IF REWEIGH)

ONLY CERTIFIED WEIGHTS APPEAR BELOW THIS LINE

CERTIFIED WEIGHTS (imprint seal)

Weyerhaeuser Company
Integrated Waste Management
Material Recovery / Transfer Facility
PO Box 188
Longview, WA 98632
(360) 578-4616

GROSS

TARE

NET

WEIGHMASTER CERTIFICATE

This is to certify that the following described commodity was weighed, measured, or counted by a Weighmaster, whose signature is on this Certificate, who is a recognized authority of accuracy, as prescribed by State Law.

COMMODITY WEIGHED: FREIGHT ALL KINDS

REMARKS: _____

TRACTOR LICENSE # _____ TRAILER # _____

95114473

TICKET NUMBER

CERTIFIED AUTOMATED TRUCK SCALE

CAT SCALE COMPANY
P.O. BOX 630
WALCOTT, IA 52773
(563) 284-6263
www.catscale.com

649

95114473

THE CAT SCALE GUARANTEE

The CAT Scale Company **GUARANTEES** that our scales will give an accurate weight. What makes us different from other scale companies is that we back up our guarantee with cash.©

IF YOU SHOULD GET AN OVERWEIGHT FINE, YOU SHOULD DO THE FOLLOWING TO GET THE PROBLEM RESOLVED:

1) Post bond and request a court date.
2) Call CAT Scale Company direct 24 hours a day at 1-877-CAT-SCALE (toll free).
3) IMMEDIATELY send a copy of the citation, CAT Scale ticket, your name, company, address, and phone number to CAT Scale Company Attn: Operations Manager.

THANK YOU FOR WEIGHING ON CAT SCALE!

Weyerhaeuser Company
Integrated Waste Management
Material Recovery / Transfer Facility
PO Box 188
Longview, WA 98632
(206) 57[illegible]

The four weights shown below are separate weights. **The** TOTAL WEIGHT was weighed on a full length platform scale. **AXLE WEIGHTS CAN NOT BE CERTIFIED** and are **NOT LEGAL FOR TRADE, however, CAT SCALE COMPANY GUARANTEES THESE WEIGHTS TO BE CORRECT.**

DATE: 8-19-2011

SCALE LOCATION: 278
GEE-CEE'S TRUCKSTOP
I-5 AND EXIT 57
TOLEDO WA

STEER AXLE	20880 lb
DRIVE AXLE	33720 lb
TRAILER AXLE	48500 lb
TOTAL WEIGHT	103100 lb

64560 = 32.28 TN

COMPANY QUALITY ROCK TRACTOR # 708 TRAILER # 708

WEIGHER'S SIGNATURE: TIFFANY RUSSO FEE: $9.50

FULL WEIGH TICKET # _____ (IF REWEIGH)

ONLY CERTIFIED WEIGHTS APPEAR BELOW THIS LINE

CERTIFIED WEIGHTS (imprint seal)

GROSS

TARE

NET

WEIGH NUMBER
4473

WEIGHMASTER CERTIFICATE

This is to certify that the following described commodity was weighed, measured, or counted by a Weighmaster, whose signature is on this Certificate, who is a recognized authority of accuracy, as prescribed by State Law.

COMMODITY WEIGHED: FREIGHT ALL KINDS

REMARKS: _____

TRACTOR LICENSE # _____ TRACTOR # _____

TRAILER LICENSE # _____ TRAILER # _____

TRAILER LICENSE # _____ TRAILER # _____

NAME OF WEIGHMASTER (print): _____

WEIGHMASTER SIGNATURE: _____

© CAT SCALE COMPANY® 12/08 (WA)

36728

Quality Rock Products Inc
10201 Littlerock Rd SW
Olympia, WA 98512
Phone: (360) 754-7777

PIT LOCATION

LITTLEROCK ROCHESTER DELPHI OTHER: East Bay Plaza

DATE: 8-18-11 TIME: 7:00

CUSTOMER: D.L.B.

JOB: East Bay Plaza

PRODUCT: Dirt-Backhaul PO#: 11555

CARRIER: Quality Rock

TRUCK #: 18-701 DELIVERED PICKED UP

GROSS WT.	101880
TARE WT.	38,180
NET WT.	63,700
NET TONS	31.85

NOTES:

Weyerhaeuser Company
Integrated Waste Management
Material Recovery / Transfer Facility
PO Box 188
Longview, WA 98632
(360) 578-4616

CUSTOMER SIGNATURE: _____

STANDBY TIME: _____ INITIALS: _____

95114437

TICKET NUMBER

CAT SCALE

CERTIFIED AUTOMATED TRUCK SCALE

CAT SCALE COMPANY
P.O. BOX 630
WALCOTT, IA 52773
(563) 284-6263
www.catscale.com

THE CAT SCALE GUARANTEE

The CAT Scale Company **GUARANTEES** that our scales will give an accurate weight. What makes us different from other scale companies is that we back up our guarantee with cash.

IF YOU SHOULD GET AN OVERWEIGHT FINE, YOU SHOULD DO THE FOLLOWING TO GET THE PROBLEM RESOLVED:

1) Post bond and request a court date.
2) Call CAT Scale Company direct 24 hours a day at 1-877-CAT-SCALE (toll free).
3) IMMEDIATELY send a copy of the citation, CAT Scale ticket, your name, company, address, and phone number to CAT Scale Company Attn: Operations Manager.

THANK YOU FOR WEIGHING ON CAT SCALE!

The four weights shown below are separate weights. The TOTAL WEIGHT was weighed on a full length platform scale. **AXLE WEIGHTS CAN NOT BE CERTIFIED** and are **NOT LEGAL FOR TRADE, however, CAT SCALE COMPANY GUARANTEES THESE WEIGHTS TO BE CORRECT.**

DATE: 8-18-2011

SCALE LOCATION: 278 GEE-CEE'S TRUCKSTOP I-5 AND EXIT 57 TOLEDO WA

STEER AXLE	22660 lb
DRIVE AXLE	33540 lb
TRAILER AXLE	50040 lb
TOTAL WEIGHT	106240 lb

68060

COMPANY QUALITY ROCK TRACTOR # 701 TRAILER # 701

WEIGHER'S SIGNATURE: TIFFANY RUSSO FEE: $9.50 FULL WEIGH TICKET # (IF REWEIGH)

ONLY CERTIFIED WEIGHTS APPEAR BELOW THIS LINE

CERTIFIED WEIGHTS (imprint seal)

95114433

TICKET NUMBER

CAT SCALE

CERTIFIED AUTOMATED TRUCK SCALE

CAT SCALE COMPANY
P.O. BOX 630
WALCOTT, IA 52773
(563) 284-6263
www.catscale.com

1127
95114433

THE CAT SCALE GUARANTEE

The CAT Scale Company **GUARANTEES** that our scales will give an accurate weight. What makes us different from other scale companies is that we back up our guarantee with cash.

IF YOU SHOULD GET AN OVERWEIGHT FINE, YOU SHOULD DO THE FOLLOWING TO GET THE PROBLEM RESOLVED:

1) Post bond and request a court date.
2) Call CAT Scale Company direct 24 hours a day at 1-877-CAT-SCALE (toll free).
3) IMMEDIATELY send a copy of the citation, CAT Scale ticket, your name, company, address, and phone number to CAT Scale Company Attn: Operations Manager.

THANK YOU FOR WEIGHING ON CAT SCALE!

The four weights shown below are separate weights. The TOTAL WEIGHT was weighed on a full length platform scale. **AXLE WEIGHTS CAN NOT BE CERTIFIED** and are **NOT LEGAL FOR TRADE, however, CAT SCALE COMPANY GUARANTEES THESE WEIGHTS TO BE CORRECT.**

DATE: 8-18-2011

SCALE LOCATION: 278 GEE-CEE'S TRUCKSTOP I-5 AND EXIT 57 TOLEDO WA

STEER AXLE	22840 lb
DRIVE AXLE	34600 lb
TRAILER AXLE	50540 lb
TOTAL WEIGHT	107980 lb

70320

COMPANY QUALITY ROCK TRACTOR # 704 TRAILER # 704

WEIGHER'S SIGNATURE: TIFFANY RUSSO FEE: $9.50 FULL WEIGH TICKET # (IF REWEIGH)

ONLY CERTIFIED WEIGHTS APPEAR BELOW THIS LINE

CERTIFIED WEIGHTS (imprint seal)

GROSS

TARE

NET

Weighmaster Company
Integrated Waste Management
Material Recovery / Transfer Facility
PO Box 188
Longview WA 98632
(206) 578-4616

WEIGHMASTER CERTIFICATE

This is to certify that the following described commodity was weighed, measured, or counted by a Weighmaster, whose signature is on this Certificate, who is a recognized authority of accuracy, as prescribed by State Law.

COMMODITY WEIGHED: FREIGHT ALL KINDS

REMARKS:

TRACTOR LICENSE # TRACTOR #

95114432

TICKET NUMBER

CERTIFIED AUTOMATED TRUCK SCALE

CAT SCALE COMPANY
P.O. BOX 630
WALCOTT, IA 52773
(563) 284-6263
www.catscale.com

1126

95114432

THE CAT SCALE GUARANTEE

The CAT Scale Company **GUARANTEES** that our scales will give an accurate weight. What makes us different from other scale companies is that we back up our guarantee with cash.©

IF YOU SHOULD GET AN OVERWEIGHT FINE, YOU SHOULD DO THE FOLLOWING TO GET THE PROBLEM RESOLVED:

1) Post bond and request a court date.
2) Call CAT Scale Company direct 24 hours a day at 1-877-CAT-SCALE (toll free).
3) IMMEDIATELY send a copy of the citation, CAT Scale ticket, your name, company, address, and phone number to CAT Scale Company Attn: Operations Manager.

THANK YOU FOR WEIGHING ON CAT SCALE!

Weyerhaeuser Company
Integrated Waste Management
Material Recovery / Transfer Facility
PO Box 188
Longview, WA 98632
(206) 578-4616

The four weights shown below are separate weights. The TOTAL WEIGHT was weighed on a full length platform scale. **AXLE WEIGHTS CAN NOT BE CERTIFIED** and are **NOT LEGAL FOR TRADE, however, CAT SCALE COMPANY GUARANTEES THESE WEIGHTS TO BE CORRECT.**

DATE: 8-18-2011

SCALE LOCATION: 278
GEE-CEE'S TRUCKSTOP
I-5 AND EXIT 57
TOLEDO WA

STEER AXLE	21860 lb
DRIVE AXLE	35040 lb
TRAILER AXLE	52120 lb
TOTAL WEIGHT	109020 lb

70660

COMPANY QUALITY ROCK TRACTOR # 708 TRAILER # 708

WEIGHER'S SIGNATURE: TIFFANY RUSSO FEE: $9.50 FULL WEIGH TICKET # _____ (IF REWEIGH)

ONLY CERTIFIED WEIGHTS APPEAR BELOW THIS LINE

CERTIFIED WEIGHTS (imprint seal)

GROSS

WEIGHMASTER CERTIFICATE

This is to certify that the following described commodity was weighed, measured, or counted by a Weighmaster, whose signature is on this Certificate, who is a recognized authority of accuracy, as prescribed by State Law.

95114414

TICKET NUMBER

CERTIFIED AUTOMATED TRUCK SCALE

CAT SCALE COMPANY
P.O. BOX 630
WALCOTT, IA 52773
(563) 284-6263
www.catscale.com

THE CAT SCALE GUARANTEE

The CAT Scale Company **GUARANTEES** that our scales will give an accurate weight. What makes us different from other scale companies is that we back up our guarantee with cash.©

IF YOU SHOULD GET AN OVERWEIGHT FINE, YOU SHOULD DO THE FOLLOWING TO GET THE PROBLEM RESOLVED:

1) Post bond and request a court date.
2) Call CAT Scale Company direct 24 hours a day at 1-877-CAT-SCALE (toll free).
3) IMMEDIATELY send a copy of the citation, CAT Scale ticket, your name, company, address, and phone number to CAT Scale Company Attn: Operations Manager.

THANK YOU FOR WEIGHING ON CAT SCALE!

The four weights shown below are separate weights. The TOTAL WEIGHT was weighed on a full length platform scale. **AXLE WEIGHTS CAN NOT BE CERTIFIED** and are **NOT LEGAL FOR TRADE, however, CAT SCALE COMPANY GUARANTEES THESE WEIGHTS TO BE CORRECT.**

DATE: 8-18-2011

SCALE LOCATION: 278
GEE-CEE'S TRUCKSTOP
I-5 AND EXIT 57
TOLEDO WA

STEER AXLE	22160 lb
DRIVE AXLE	33620 lb
TRAILER AXLE	48180 lb
TOTAL WEIGHT	103960 lb

66300

COMPANY QUALITY ROCK TRACTOR # 704 TRAILER # 704A

WEIGHER'S SIGNATURE: TIA WARD FEE: $9.50 FULL WEIGH TICKET # _____ (IF REWEIGH)

ONLY CERTIFIED WEIGHTS APPEAR BELOW THIS LINE

CERTIFIED WEIGHTS (imprint seal)

GROSS

WEIGHMASTER CERTIFICATE

This is to certify that the following described commodity was weighed, measured, or counted by a Weighmaster, whose signature is on this Certificate, who is a recognized authority of accuracy, as prescribed by State Law.

(206) 578-4616
Longview, WA 98632
PO Box 188

95114413

TICKET NUMBER

CERTIFIED AUTOMATED TRUCK SCALE

CAT SCALE COMPANY
P.O. BOX 630
WALCOTT, IA 52773
(563) 284-6263
www.catscale.com

653

95114413

THE CAT SCALE GUARANTEE

The CAT Scale Company **GUARANTEES** that our scales will give an accurate weight. What makes us different from other scale companies is that we back up our guarantee with cash.©

IF YOU SHOULD GET AN OVERWEIGHT FINE, YOU SHOULD OD THE FOLLOWING TO GET THE PROBLEM RESOLVED:

1) Post bond and request a court date.
2) Call CAT Scale Company direct 24 hours a day at 1-877-CAT-SCALE (toll free).
3) IMMEDIATELY send a copy of the citation, CAT Scale ticket, your name, company, address, and phone number to CAT Scale Company Attn: Operations Manager.

THANK YOU FOR WEIGHING ON CAT SCALE!

The four weights shown below are separate weights. The TOTAL WEIGHT was weighed on a full length platform scale. **AXLE WEIGHTS CAN NOT BE CERTIFIED** and are **NOT LEGAL FOR TRADE, however, CAT SCALE COMPANY GUARANTEES THESE WEIGHTS TO BE CORRECT.**

DATE: 8-18-2011

SCALE LOCATION: 278
GEE-CEE'S TRUCKSTOP
I-5 AND EXIT 57
TOLEDO WA

STEER AXLE	21360 lb
DRIVE AXLE	35160 lb
TRAILER AXLE	47280 lb
TOTAL WEIGHT	103800 lb

65440

COMPANY QUALITY ROCK TRACTOR # 708 TRAILER # 708A

WEIGHER'S SIGNATURE: TIA WARD FEE: $9.50 FULL WEIGH TICKET # (IF REWEIGH)

ONLY CERTIFIED WEIGHTS APPEAR BELOW THIS LINE

CERTIFIED WEIGHTS (imprint seal)

GROSS

TARE

WEIGHMASTER CERTIFICATE

This is to certify that the following described commodity was weighed, measured, or counted by a Weighmaster, whose signature is on this Certificate, who is a recognized authority of accuracy, as prescribed by State Law.

COMMODITY WEIGHED: FREIGHT ALL KINDS

95114382

TICKET NUMBER

CERTIFIED AUTOMATED TRUCK SCALE

CAT SCALE COMPANY
P.O. BOX 630
WALCOTT, IA 52773
(563) 284-6263
www.catscale.com

THE CAT SCALE GUARANTEE

The CAT Scale Company **GUARANTEES** that our scales will give an accurate weight. What makes us different from other scale companies is that we back up our guarantee with cash.©

IF YOU SHOULD GET AN OVERWEIGHT FINE, YOU SHOULD DO THE FOLLOWING TO GET THE PROBLEM RESOLVED:

1) Post bond and request a court date.
2) Call CAT Scale Company direct 24 hours a day at 1-877-CAT-SCALE (toll free).
3) IMMEDIATELY send a copy of the citation, CAT Scale ticket, your name, company, address, and phone number to CAT Scale Company Attn: Operations Manager.

THANK YOU FOR WEIGHING ON CAT SCALE!

The four weights shown below are separate weights. The TOTAL WEIGHT was weighed on a full length platform scale. **AXLE WEIGHTS CAN NOT BE CERTIFIED** and are **NOT LEGAL FOR TRADE, however, CAT SCALE COMPANY GUARANTEES THESE WEIGHTS TO BE CORRECT.**

DATE: 8-17-2011

SCALE LOCATION: 278
GEE-CEE'S TRUCKSTOP
I-5 AND EXIT 57
TOLEDO WA

STEER AXLE	21580 lb
DRIVE AXLE	32720 lb
TRAILER AXLE	51140 lb
TOTAL WEIGHT	105440 lb

67180

COMPANY QUALITY ROCK TRACTOR # 18703 TRAILER # 187303

WEIGHER'S SIGNATURE: TIA WARD FEE: $9.50 FULL WEIGH TICKET # (IF REWEIGH)

ONLY CERTIFIED WEIGHTS APPEAR BELOW THIS LINE

CERTIFIED WEIGHTS (imprint seal)

WEIGHMASTER CERTIFICATE

This is to certify that the following described commodity was weighed, measured, or counted by a Weighmaster, whose signature is on this Certificate, who is a

95114381

TICKET NUMBER

CERTIFIED AUTOMATED TRUCK SCALE

CAT SCALE COMPANY
P.O. BOX 630
WALCOTT, IA 52773
(563) 284-6263
www.catscale.com

1306

95114381

THE CAT SCALE GUARANTEE

The CAT Scale Company **GUARANTEES** that our scales will give an accurate weight. What makes us different from other scale companies is that we back up our guarantee with cash.©

IF YOU SHOULD GET AN OVERWEIGHT FINE, YOU SHOULD DO THE FOLLOWING TO GET THE PROBLEM RESOLVED:

1) Post bond and request a court date.
2) Call CAT Scale Company direct 24 hours a day at 1-877-CAT-SCALE (toll free).
3) IMMEDIATELY send a copy of the citation, CAT Scale ticket, your name, company, address, and phone number to CAT Scale Company Attn: Operations Manager.

THANK YOU FOR WEIGHING ON CAT SCALE!

The four weights shown below are separate weights. The TOTAL WEIGHT was weighed on a full length platform scale. **AXLE WEIGHTS CAN NOT BE CERTIFIED** and are **NOT LEGAL FOR TRADE, however, CAT SCALE COMPANY GUARANTEES THESE WEIGHTS TO BE CORRECT.**

DATE: 8-17-2011

SCALE LOCATION: 278
GEE-CEE'S TRUCKSTOP
I-5 AND EXIT 57
TOLEDO WA

STEER AXLE	21260 lb
DRIVE AXLE	33740 lb
TRAILER AXLE	50720 lb
TOTAL WEIGHT	105720 lb
	67540

COMPANY QUALITY ROCK TRACTOR # 701 TRAILER # 701T

WEIGHER'S SIGNATURE: TIA WARD FEE: $9.50 FULL WEIGH TICKET # (IF REWEIGH)

ONLY CERTIFIED WEIGHTS APPEAR BELOW THIS LINE

CERTIFIED WEIGHTS (imprint seal)

GROSS

WEIGHMASTER CERTIFICATE

This is to certify that the following described commodity was weighed, measured, or counted by a Weighmaster, whose signature is on this Certificate, who is a recognized authority of accuracy, as prescribed by State Law.

95114377

TICKET NUMBER

CERTIFIED AUTOMATED TRUCK SCALE

CAT SCALE COMPANY
P.O. BOX 630
WALCOTT, IA 52773
(563) 284-6263
www.catscale.com

THE CAT SCALE GUARANTEE

The CAT Scale Company **GUARANTEES** that our scales will give an accurate weight. What makes us different from other scale companies is that we back up our guarantee with cash.©

IF YOU SHOULD GET AN OVERWEIGHT FINE, YOU SHOULD DO THE FOLLOWING TO GET THE PROBLEM RESOLVED:

1) Post bond and request a court date.
2) Call CAT Scale Company direct 24 hours a day at 1-877-CAT-SCALE (toll free).
3) IMMEDIATELY send a copy of the citation, CAT Scale ticket, your name, company, address, and phone number to CAT Scale Company Attn: Operations Manager.

THANK YOU FOR WEIGHING ON CAT SCALE!

The four weights shown below are separate weights. The TOTAL WEIGHT was weighed on a full length platform scale. **AXLE WEIGHTS CAN NOT BE CERTIFIED** and are **NOT LEGAL FOR TRADE, however, CAT SCALE COMPANY GUARANTEES THESE WEIGHTS TO BE CORRECT.**

DATE: 8-17-2011

SCALE LOCATION: 278
GEE-CEE'S TRUCKSTOP
I-5 AND EXIT 57
TOLEDO WA

STEER AXLE	21740 lb
DRIVE AXLE	34200 lb
TRAILER AXLE	53140 lb
TOTAL WEIGHT	109080 lb
	70480

COMPANY QUALITY ROCK TRACTOR # 708 TRAILER # 708A

WEIGHER'S SIGNATURE: TIA WARD FEE: $9.50 FULL WEIGH TICKET # (IF REWEIGH)

ONLY CERTIFIED WEIGHTS APPEAR BELOW THIS LINE

CERTIFIED WEIGHTS (imprint seal)

GROSS

WEIGHMASTER CERTIFICATE

This is to certify that the following described commodity was weighed, measured, or counted by a Weighmaster, whose signature is on this Certificate, who is a recognized authority of accuracy, as prescribed by State Law.

95114360

TICKET NUMBER

CAT SCALE ®

CERTIFIED AUTOMATED TRUCK SCALE

CAT SCALE COMPANY
P.O. BOX 630
WALCOTT, IA 52773
(563) 284-6263
www.catscale.com

930
95114360

THE CAT SCALE GUARANTEE

The CAT Scale Company **GUARANTEES** that our scales will give an accurate weight. What makes us different from other scale companies is that we back up our guarantee with cash.©

IF YOU SHOULD GET AN OVERWEIGHT FINE, YOU SHOULD DO THE FOLLOWING TO GET THE PROBLEM RESOLVED:

1) Post bond and request a court date.
2) Call CAT Scale Company direct 24 hours a day at 1-877-CAT-SCALE (toll free).
3) IMMEDIATELY send a copy of the citation, CAT Scale ticket, your name, company, address, and phone number to CAT Scale Company Attn: Operations Manager.

THANK YOU FOR WEIGHING ON CAT SCALE!

The four weights shown below are separate weights. The TOTAL WEIGHT was weighed on a full length platform scale. **AXLE WEIGHTS CAN NOT BE CERTIFIED** and are **NOT LEGAL FOR TRADE, however, CAT SCALE COMPANY GUARANTEES THESE WEIGHTS TO BE CORRECT.**

DATE: 8-17-2011

SCALE LOCATION: 278
GEE-CEE'S TRUCKSTOP
I-5 AND EXIT 57
TOLEDO WA

STEER AXLE	21740 lb
DRIVE AXLE	30240 lb
TRAILER AXLE	47220 lb
TOTAL WEIGHT	99200 lb

8 11
-37820
61380

COMPANY QUALITY ROCK TRACTOR # 704 TRAILER # 704T

WEIGHER'S SIGNATURE: TIA WARD FEE: $9.50 FULL WEIGH TICKET # (IF REWEIGH)

ONLY CERTIFIED WEIGHTS APPEAR BELOW THIS LINE

CERTIFIED WEIGHTS
(imprint seal)

Weyerhaeuser Company
Integrated Waste Management
Material Recovery / Transfer Facility
PO Box 188

GROSS

WEIGHMASTER CERTIFICATE

This is to certify that the following described commodity was weighed, measured, or counted by a Weighmaster, whose signature is on this Certificate, who is a recognized authority of accuracy, as prescribed by State Law.

FREIGHT ALL KINDS

95114359

TICKET NUMBER

CAT SCALE ®

CERTIFIED AUTOMATED TRUCK SCALE

CAT SCALE COMPANY
P.O. BOX 630
WALCOTT, IA 52773
(563) 284-6263
www.catscale.com

THE CAT SCALE GUARANTEE

The CAT Scale Company **GUARANTEES** that our scales will give an accurate weight. What makes us different from other scale companies is that we back up our guarantee with cash.©

IF YOU SHOULD GET AN OVERWEIGHT FINE, YOU SHOULD DO THE FOLLOWING TO GET THE PROBLEM RESOLVED:

1) Post bond and request a court date.
2) Call CAT Scale Company direct 24 hours a day at 1-877-CAT-SCALE (toll free).
3) IMMEDIATELY send a copy of the citation, CAT Scale ticket, your name, company, address, and phone number to CAT Scale Company Attn: Operations Manager.

THANK YOU FOR WEIGHING ON CAT SCALE!

The four weights shown below are separate weights. The TOTAL WEIGHT was weighed on a full length platform scale. **AXLE WEIGHTS CAN NOT BE CERTIFIED** and are **NOT LEGAL FOR TRADE, however, CAT SCALE COMPANY GUARANTEES THESE WEIGHTS TO BE CORRECT.**

DATE: 8-17-2011

SCALE LOCATION: 278
GEE-CEE'S TRUCKSTOP
I-5 AND EXIT 57
TOLEDO WA

STEER AXLE	17480 lb
DRIVE AXLE	37580 lb
TRAILER AXLE	45500 lb
TOTAL WEIGHT	100560 lb

62300

COMPANY QUALITY ROCK TRACTOR # 18703 TRAILER # 18703

WEIGHER'S SIGNATURE: TIA WARD FEE: $9.50 FULL WEIGH TICKET # (IF REWEIGH)

ONLY CERTIFIED WEIGHTS APPEAR BELOW THIS LINE

CERTIFIED WEIGHTS
(imprint seal)

GROSS

WEIGHMASTER CERTIFICATE

This is to certify that the following described commodity was weighed, measured, or counted by a Weighmaster, whose signature is on this Certificate, who is a recognized authority of accuracy, as prescribed by State Law.

95114357

TICKET NUMBER

CERTIFIED AUTOMATED TRUCK SCALE

CAT SCALE COMPANY
P.O. BOX 630
WALCOTT, IA 52773
(563) 284-6263
www.catscale.com

836

95114357

THE CAT SCALE GUARANTEE

The CAT Scale Company **GUARANTEES** that our scales will give an accurate weight. What makes us different from other scale companies is that we back up our guarantee with cash.©

IF YOU SHOULD GET AN OVERWEIGHT FINE, YOU SHOULD DO THE FOLLOWING TO GET THE PROBLEM RESOLVED:

1) Post bond and request a court date.
2) Call CAT Scale Company direct 24 hours a day at 1-877-CAT-SCALE (toll free).
3) IMMEDIATELY send a copy of the citation, CAT Scale ticket, your name, company, address, and phone number to CAT Scale Company Attn: Operations Manager.

THANK YOU FOR WEIGHING ON CAT SCALE!

The four weights shown below are separate weights. The TOTAL WEIGHT was weighed on a full length platform scale. **AXLE WEIGHTS CAN NOT BE CERTIFIED** and are **NOT LEGAL FOR TRADE, however, CAT SCALE COMPANY GUARANTEES THESE WEIGHTS TO BE CORRECT.**

DATE: 8-17-2011

278

SCALE LOCATION: GEE-CEE'S TRUCKSTOP
I-5 AND EXIT 57
TOLEDO WA

STEER AXLE	20960 lb
DRIVE AXLE	29820 lb
TRAILER AXLE	44120 lb
TOTAL WEIGHT	94900 lb

56720

COMPANY QUALITY ROCK TRACTOR # 701 TRAILER # 701T

WEIGHER'S SIGNATURE: TIA WARD FEE: $9.50

FULL WEIGH TICKET # _____ (IF REWEIGH)

ONLY CERTIFIED WEIGHTS APPEAR BELOW THIS LINE

CERTIFIED WEIGHTS (imprint seal)

GROSS

WEIGHMASTER CERTIFICATE

This is to certify that the following described commodity was weighed, measured, or counted by a Weighmaster, whose signature is on this Certificate, who is a recognized authority of accuracy, as prescribed by State Law.

95114356

TICKET NUMBER

CERTIFIED AUTOMATED TRUCK SCALE

CAT SCALE COMPANY
P.O. BOX 630
WALCOTT, IA 52773
(563) 284-6263
www.catscale.com

THE CAT SCALE GUARANTEE

The CAT Scale Company **GUARANTEES** that our scales will give an accurate weight. What makes us different from other scale companies is that we back up our guarantee with cash.©

IF YOU SHOULD GET AN OVERWEIGHT FINE, YOU SHOULD DO THE FOLLOWING TO GET THE PROBLEM RESOLVED:

1) Post bond and request a court date.
2) Call CAT Scale Company direct 24 hours a day at 1-877-CAT-SCALE (toll free).
3) IMMEDIATELY send a copy of the citation, CAT Scale ticket, your name, company, address, and phone number to CAT Scale Company Attn: Operations Manager.

THANK YOU FOR WEIGHING ON CAT SCALE!

The four weights shown below are separate weights. The TOTAL WEIGHT was weighed on a full length platform scale. **AXLE WEIGHTS CAN NOT BE CERTIFIED** and are **NOT LEGAL FOR TRADE, however, CAT SCALE COMPANY GUARANTEES THESE WEIGHTS TO BE CORRECT.**

DATE: 8-17-2011

278

SCALE LOCATION: GEE-CEE'S TRUCKSTOP
I-5 AND EXIT 57
TOLEDO WA

STEER AXLE	20640 lb
DRIVE AXLE	33160 lb
TRAILER AXLE	45220 lb
TOTAL WEIGHT	99020 lb

60420

COMPANY QUALITY ROCK TRACTOR # 708 TRAILER # 708T

WEIGHER'S SIGNATURE: TIA WARD FEE: $9.50

FULL WEIGH TICKET # _____ (IF REWEIGH)

ONLY CERTIFIED WEIGHTS APPEAR BELOW THIS LINE

CERTIFIED WEIGHTS (imprint seal)

GROSS

WEIGHMASTER CERTIFICATE

This is to certify that the following described commodity was weighed, measured, or counted by a Weighmaster, whose signature is on this Certificate, who is a recognized authority of accuracy, as prescribed by State Law.

FREIGHT ALL KINDS

QUALITY ROCK PRODUCTS, INC.

10201 LITTLEROCK RD SW - OLYMPIA, WA 98512 - OFFICE: 360-754-7777

TICKET # 483060

DATE & TIME: 9/29/2011 12:26:05 PM

CUSTOMER: 22650 - DLB Earthworks

JOB : 11555 - East Bay Public Plaza
JOB ADD.: 421 Jefferson St NE
JOB CITY: Olympia

PRODUCT : 92 - Certified Scale Contaminated Dirt Back Haul

CARRIER : 01 - Quality Rock Products Inc

GROSS : 104960 lb
TARE : 38460 lb
NET : 66500 lb

Weyerhaeuser Company
Integrated Waste Management
Material Recovery / Transfer Facility
PO Box 188
Longview, WA 98632
(206) 578-4616

SHIP LOC. : 4 Rochester
JOB PO # :
MAP PAGE :

TRUCK TYPE : Picked Up
TRUCK # : 18-708
TRAILER # : 18-708

NET TONS : 33.25 tn
DAILY TONS : 51.20 tn
JOB TOTAL : 4577.87 tn

CUSTOMER SIGN:_____Ticket B

STANDBY TIME:_____

STANDBY INITIALS:_____

NOTES:

QUALITY ROCK PRODUCTS, INC.

10201 LITTLEROCK RD SW - OLYMPIA, WA 98512 - OFFICE: 360-754-7777

TICKET # 483011

DATE & TIME: 9/29/2011 8:06:32 AM

CUSTOMER: 22650 - DLB Earthworks

JOB : 11555 - East Bay Public Plaza
JOB ADD.: 421 Jefferson St NE
JOB CITY: Olympia

PRODUCT : 92 - Certified Scale Contaminated Dirt Back Haul

CARRIER : 01 - Quality Rock Products Inc

GROSS : 74360 lb
TARE : 38460 lb
NET : 35900 lb

Weyerhaeuser Company
Integrated Waste Management
Material Recovery / Transfer Facility
PO Box 188
Longview, WA 98632
(206) 578-4616

SHIP LOC. : 4 Rochester
JOB PO # :
MAP PAGE :

TRUCK TYPE : Picked Up
TRUCK # : 18-708
TRAILER # : 18-708

NET TONS : 17.95 tn
DAILY TONS : 17.95 tn
JOB TOTAL : 4544.62 tn

OK

CUSTOMER SIGN:_____Ticket A

STANDBY TIME:_____

STANDBY INITIALS:_____

NOTES:

QUALITY ROCK PRODUCTS, INC.

10201 LITTLEROCK RD SW - OLYMPIA, WA 98512 - OFFICE: 360-754-7777

TICKET # 482959

DATE & TIME: 9/28/2011 12:39:30 PM

CUSTOMER: 22650 - DLB Earthworks

JOB : 11555 - East Bay Public Plaza
JOB ADD.: 421 Jefferson St NE
JOB CITY: Olympia

PRODUCT : 92 - Certified Scale Contaminated Dirt Back Haul

CARRIER : 01 - Quality Rock Products Inc

GROSS : 83340 lb
TARE : 38460 lb
NET : 44880 lb

SHIP LOC. : 4 Rochester
JOB PO # :
MAP PAGE :

TRUCK TYPE : Picked Up
TRUCK # : 18-708
TRAILER # : 18-708

NET TONS : 22.44 tn
DAILY TONS : 51.46 tn
JOB TOTAL : 4526.67 tn

CUSTOMER SIGN:_____Ticket C

STANDBY TIME:_____

STANDBY INITIALS:_____

NOTES:

QUALITY ROCK PRODUCTS, INC.

10201 LITTLEROCK RD SW - OLYMPIA, WA 98512 - OFFICE: 360-754-7777

TICKET # 482920

CUSTOMER: 22650 - DLB Earthworks

JOB : 11555 - East Bay Public Plaza
JOB ADD.: 421 Jefferson St NE
JOB CITY: Olympia

PRODUCT : 92 - Certified Scale Contaminated Dirt Back Haul

CARRIER : 01 - Quality Rock Products Inc

GROSS : 96500 lb
TARE : 38460 lb
NET : 58040 lb

Integrated Waste Management
Material Recovery Transfer Facility
PO Box 188
Longview, WA 98632
(206) 578-4616

CUSTOMER SIGN:_____Ticket A

STANDBY TIME:_____

STANDBY INITIALS:_____

DATE & TIME: 9/28/2011 9:05:06 AM

SHIP LOC. : 4 Rochester

JOB PO # :

MAP PAGE :

TRUCK TYPE : Picked Up
TRUCK # : 18-708
TRAILER # : 18-708

NET TONS : 29.02 tn
DAILY TONS : 29.02 tn
JOB TOTAL : 4504.23 tn

OK

NOTES:

QUALITY ROCK PRODUCTS, INC.

10201 LITTLEROCK RD SW - OLYMPIA, WA 98512 - OFFICE: 360-754-7777

TICKET # 482865

CUSTOMER: 22650 - DLB Earthworks

JOB : 11555 - East Bay Public Plaza
JOB ADD.: 421 Jefferson St NE
JOB CITY: Olympia

PRODUCT : 92 - Certified Scale Contaminated Dirt Back Haul

CARRIER : 01 - Quality Rock Products Inc

GROSS : 92160 lb
TARE : 38460 lb
NET : 53700 lb

Material Recovery Transfer Facility
PO Box 188
Longview, WA 98632
(206) 578-4616

CUSTOMER SIGN:_____Ticket A

STANDBY TIME:_____

STANDBY INITIALS:_____

DATE & TIME: 9/27/2011 12:33:42 PM

SHIP LOC. : 4 Rochester

JOB PO # :

MAP PAGE :

TRUCK TYPE : Picked Up
TRUCK # : 18-708
TRAILER # : 18-708

NET TONS : 26.85 tn
DAILY TONS : 57.39 tn
JOB TOTAL : 4475.21 tn

NOTES:

QUALITY ROCK PRODUCTS, INC.

10201 LITTLEROCK RD SW - OLYMPIA, WA 98512 - OFFICE: 360-754-7777

TICKET # 482838

CUSTOMER: 22650 - DLB Earthworks

JOB : 11555 - East Bay Public Plaza
JOB ADD.: 421 Jefferson St NE
JOB CITY: Olympia

PRODUCT : 92 - Certified Scale Contaminated Dirt Back Haul

CARRIER : 01 - Quality Rock Products Inc

GROSS : 99540 lb
TARE : 38460 lb
NET : 61080 lb

Integrated Waste Management
Material Recovery Transfer Facility
PO Box 188
Longview, WA 98632
(206) 578-4616

CUSTOMER SIGN:_____Ticket A

STANDBY TIME:_____

STANDBY INITIALS:_____

DATE & TIME: 9/27/2011 8:51:39 AM

SHIP LOC. : 4 Rochester

JOB PO # :

MAP PAGE :

TRUCK TYPE : Picked Up
TRUCK # : 18-708
TRAILER # : 18-708

NET TONS : 30.54 tn
DAILY TONS : 30.54 tn
JOB TOTAL : 4448.36 tn

OK

NOTES:

Weyerhaeuser MRF
3401 Industrial Way
Longview, WA 98632
360-578-4616

Ticket #: 148,404

In: 12:54:50 9/26/2011
Out: 13:04:20 9/26/2011

Truck Id: 20
Customer Id: 575
Product Id: 61

Truck #: 1
SAFETY FIRST

Dons #1

Gross Lbs: 88,540
Tare Lbs: 36,600
Net Lbs: 51,940
Net Tons 25.97

Weyerhaeuser
3401 Industri Way
Longview, WA 632
360-578-4616

Ticket #: 148,403

In: 12:52:31 9/26/2011
Out: 13:02:46 9/26/2011

Truck Id: 19
Customer Id: 575
Product Id: 61

Truck #: 11
SAFETY FIRST

Mumme #11

Gross Lbs: 94,300
Tare Lbs: 39,940
Net Lbs: 54,360
Net Tons 27.18

QUALITY ROCK PRODUCTS, INC.

10201 LITTLEROCK RD SW - OLYMPIA, WA 98512 - OFFICE: 360-754-7777

TICKET # 482796

DATE & TIME: 9/26/2011 12:38:41 PM

CUSTOMER: 22650 - DLB Earthworks

JOB : 11555 - East Bay Public Plaza
JOB ADD.: 421 Jefferson St NE
JOB CITY: Olympia

PRODUCT : 92 - Certified Scale Contaminated Dirt Back Haul

CARRIER : 01 - Quality Rock Products Inc

GROSS : 101960 lb
TARE : 38120 lb
NET : 63840 lb

SHIP LOC. : 4 Rochester

JOB PO # :

MAP PAGE :

TRUCK TYPE : Picked Up
TRUCK # : 18-703
TRAILER # : 18-703

NET TONS : 31.92 tn
DAILY TONS : 198.77 tn
JOB TOTAL : 4417.82 tn

Weyerhaeuser Company
Integrated Waste Management
Material Recovery | Transfer Station
PO Box 188
Longview, WA 98632
(206) 578-4616

CUSTOMER SIGN: Kelly A. Ticket C

NOTES:

STANDBY TIME:

STANDBY INITIALS:

ROCK PRODUCTS, INC. TICKET # 482795

10201 LITTLEROCK RD SW - OLYMPIA, WA 98512 - OFFICE: 360-754-7777

DATE & TIME: 9/26/2011 12:17:23 PM

CUSTOMER: 22650 - DLB Earthworks

JOB : 11555 - East Bay Public Plaza
JOB ADD.: 421 Jefferson St NE
JOB CITY: Olympia

PRODUCT : 92 - Certified Scale Contaminated Dirt Back Haul

CARRIER : 01 - Quality Rock Products Inc

GROSS : 94780 lb
TARE : 38460 lb
NET : 56320 lb

SHIP LOC. : 4 Rochester

JOB PO # :

MAP PAGE :

TRUCK TYPE : Picked Up
TRUCK # : 18-708
TRAILER # : 18-708

NET TONS : 28.16 tn
DAILY TONS : 166.85 tn
JOB TOTAL : 4385.90 tn

CUSTOMER SIGN:_____Ticket B

STANDBY TIME:_____

STANDBY INITIALS:_____

NOTES:

QUALITY ROCK PRODUCTS, INC. TICKET # 482793

10201 LITTLEROCK RD SW - OLYMPIA, WA 98512 - OFFICE: 360-754-7777

DATE & TIME: 9/26/2011 12:10:56 PM

CUSTOMER: 22650 - DLB Earthworks

JOB : 11555 - East Bay Public Plaza
JOB ADD.: 421 Jefferson St NE
JOB CITY: Olympia

PRODUCT : 92 - Certified Scale Contaminated Dirt Back Haul

CARRIER : 01 - Quality Rock Products Inc

GROSS : 101620 lb
TARE : 39320 lb
NET : 62300 lb

Material Recovery Transfer Facility
PO Box 188
Longview, WA 98632
(206) 578-4616

SHIP LOC. : 4 Rochester

JOB PO # :

MAP PAGE :

TRUCK TYPE : Picked Up
TRUCK # : 18-701
TRAILER # : 18-701

NET TONS : 31.15 tn
DAILY TONS : 138.69 tn
JOB TOTAL : 4357.74 tn

OK

CUSTOMER SIGN:_____Ticket B

STANDBY TIME:_____

STANDBY INITIALS:_____

NOTES:

Weyerhaeuser MRF
3401 Industrial Way
Longview, WA 98632
360-578-4616

Ticket #: 148,389

In: 9:09:41 9/26/2011
Out: 9:22:05 9/26/2011

Truck Id: 20
Customer Id: 575
Product Id: 61

Truck #: 1
SAFETY FIRST

Gross Lbs:	91,760
Tare Lbs:	36,700
Net Lbs:	55,060
Net Tons	27.53

Weyerhaeuser MRF
3401 Industrial Way
Longview, WA 98632
360-578-4616

Ticket #: 148,388

In: 9:06:57 9/26/2011
Out: 9:16:28 9/26/2011

Truck Id: 19
Customer Id: 575
Product Id: 61

Truck #: 11
SAFETY FIRST

Mermit 11

Gross Lbs:	99,560
Tare Lbs:	40,180
Net Lbs:	59,380
Net Tons	29.69

QUALITY ROCK PRODUCTS, INC.

TICKET # 482760

10201 LITTLEROCK RD SW - OLYMPIA, WA 98512 - OFFICE: 360-754-7777

DATE & TIME: 9/26/2011 8:59:44 AM

CUSTOMER: 22650 - DLB Earthworks

JOB : 11555 - East Bay Public Plaza
JOB ADD.: 421 Jefferson St NE
JOB CITY: Olympia

PRODUCT : 92 - Certified Scale Contaminated Dirt Back Haul

CARRIER : 01 - Quality Rock Products Inc

GROSS : 95120 lb
TARE : 37840 lb
NET : 57280 lb

SHIP LOC. : 4 Rochester

JOB PO # :

MAP PAGE :

TRUCK TYPE : Picked Up
TRUCK # : 18-704
TRAILER # : 18-704

NET TONS : 28.64 tn
DAILY TONS : 107.54 tn
JOB TOTAL : 4326.59 tn

CUSTOMER SIGN:_____Ticket B

STANDBY TIME:_____

STANDBY INITIALS:_____

NOTES:



QUALITY ROCK PRODUCTS, INC.

10201 LITTLEROCK RD SW - OLYMPIA, WA 98512 - OFFICE: 360-754-7777

TICKET # 482758

DATE & TIME: 9/26/2011 8:50:54 AM

CUSTOMER: 22650 - DLB Earthworks

JOB : 11555 - East Bay Public Plaza
JOB ADD.: 421 Jefferson St NE
JOB CITY: Olympia

PRODUCT : 92 - Certified Scale Contaminated Dirt Back Haul

CARRIER : 01 - Quality Rock Products Inc

GROSS : 88760 lb
TARE : 38120 lb
NET : 50640 lb

SHIP LOC. : 4 Rochester

JOB PO # :

MAP PAGE :

TRUCK TYPE : Picked Up
TRUCK # : 18-703
TRAILER # : 18-703

NET TONS : 25.32 tn
DAILY TONS : 78.90 tn
JOB TOTAL : 4297.95 tn

CUSTOMER SIGN:_____Ticket B

STANDBY TIME:_____

STANDBY INITIALS:_____

NOTES:



QUALITY ROCK PRODUCTS, INC.

10201 LITTLEROCK RD SW - OLYMPIA, WA 98512 - OFFICE: 360-754-7777

TICKET # 482757

DATE & TIME: 9/26/2011 8:36:01 AM

CUSTOMER: 22650 - DLB Earthworks

JOB : 11555 - East Bay Public Plaza
JOB ADD.: 421 Jefferson St NE
JOB CITY: Olympia

PRODUCT : 92 - Certified Scale Contaminated Dirt Back Haul

CARRIER : 01 - Quality Rock Products Inc

GROSS : 89700 lb
TARE : 39320 lb
NET : 50380 lb

SHIP LOC. : 4 Rochester

JOB PO # :

MAP PAGE :

TRUCK TYPE : Picked Up
TRUCK # : 18-701
TRAILER # : 18-701

NET TONS : 25.19 tn
DAILY TONS : 53.58 tn
JOB TOTAL : 4272.63 tn

CUSTOMER SIGN:_____Ticket B

STANDBY TIME:_____

STANDBY INITIALS:_____

NOTES:

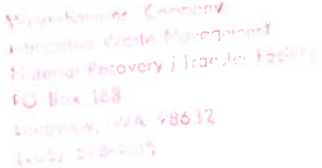

QUALITY ROCK PRODUCTS, INC.

10201 LITTLEROCK RD SW - OLYMPIA, WA 98512 - OFFICE: 360-754-7777

TICKET # 482755

DATE & TIME: 9/26/2011 8:28:58 AM

CUSTOMER: 22650 - DLB Earthworks

JOB : 11555 - East Bay Public Plaza
JOB ADD.: 421 Jefferson St NE
JOB CITY: Olympia

PRODUCT : 92 - Certified Scale Contaminated Dirt Back Haul

CARRIER : 01 - Quality Rock Products Inc

GROSS : 95240 lb
TARE : 38460 lb
NET : 56780 lb

SHIP LOC. : 4 Rochester

JOB PO # :

MAP PAGE :

TRUCK TYPE : Picked Up
TRUCK # : 18-708
TRAILER # : 18-708

NET TONS : 28.39 tn
DAILY TONS : 28.39 tn
JOB TOTAL : 4247.44 tn

CUSTOMER SIGN:_____Ticket A

STANDBY TIME:_____

STANDBY INITIALS:_____

NOTES:

QUALITY ROCK PRODUCTS, INC.

10201 LITTLEROCK RD SW - OLYMPIA, WA 98512 - OFFICE: 360-754-7777

TICKET # 482718

DATE & TIME: 9/23/2011 12:33:02 PM

CUSTOMER: 22650 - DLB Earthworks

JOB : 11555 - East Bay Public Plaza
JOB ADD.: 421 Jefferson St NE
JOB CITY: Olympia

PRODUCT : 92 - Certified Scale Contaminated Dirt Back Haul

CARRIER : 01 - Quality Rock Products Inc

GROSS : 103400 lb
TARE : 38120 lb
NET : 65280 lb

SHIP LOC. : 4 Rochester

JOB PO # :

MAP PAGE :

TRUCK TYPE : Picked Up
TRUCK # : 18-703
TRAILER # : 18-703

NET TONS : 32.64 tn
DAILY TONS : 196.02 tn
JOB TOTAL : 4186.68 tn

CUSTOMER SIGN:_____Ticket B

STANDBY TIME:_____

STANDBY INITIALS:_____

NOTES:

QUALITY ROCK PRODUCTS, INC.

10201 LITTLEROCK RD SW - OLYMPIA, WA 98512 - OFFICE: 360-754-7777

TICKET # 482716

DATE & TIME: 9/23/2011 12:17:12 PM

CUSTOMER: 22650 - DLB Earthworks

JOB : 11555 - East Bay Public Plaza
JOB ADD.: 421 Jefferson St NE
JOB CITY: Olympia

PRODUCT : 92 - Certified Scale Contaminated Dirt Back Haul

CARRIER : 01 - Quality Rock Products Inc

GROSS : 104560 lb
TARE : 39320 lb
NET : 65240 lb

SHIP LOC. : 4 Rochester

JOB PO # :

MAP PAGE :

TRUCK TYPE : Picked Up
TRUCK # : 18-701
TRAILER # : 18-701

NET TONS : 32.62 tn
DAILY TONS : 163.38 tn
JOB TOTAL : 4154.04 tn

CUSTOMER SIGN:_____Ticket B

STANDBY TIME:_____

STANDBY INITIALS:_____

NOTES:

QUALITY ROCK PRODUCTS, INC.

10201 LITTLEROCK RD SW - OLYMPIA, WA 98512 - OFFICE: 360-754-7777

TICKET # 482712

DATE & TIME: 9/23/2011 11:54:58 AM

CUSTOMER: 22650 - DLB Earthworks

JOB : 11555 - East Bay Public Plaza
JOB ADD.: 421 Jefferson St NE
JOB CITY: Olympia

PRODUCT : 92 - Certified Scale Contaminated Dirt Back Haul

CARRIER : 01 - Quality Rock Products Inc

GROSS : 101540 lb
TARE : 37840 lb
NET : 63700 lb

SHIP LOC. : 4 Rochester

JOB PO # :

MAP PAGE :

TRUCK TYPE : Picked Up
TRUCK # : 18-704
TRAILER # : 18-704

NET TONS : 31.85 tn
DAILY TONS : 130.76 tn
JOB TOTAL : 4121.42 tn

CUSTOMER SIGN:_____Ticket B

STANDBY TIME:_____

STANDBY INITIALS:_____

NOTES:

Weyerhaeuser Company
Integrated Waste Management
Material Recovery / Transfer Facility
PO Box 188
Longview, WA 98632
(360) 578-4616

QUALITY ROCK PRODUCTS, INC.

10201 LITTLEROCK RD SW - OLYMPIA, WA 98512 - OFFICE: 360-754-7777

TICKET # 482706

DATE & TIME: 9/23/2011 10:40:17 AM

CUSTOMER: 22650 - DLB Earthworks

JOB : 11555 - East Bay Public Plaza
JOB ADD.: 421 Jefferson St NE
JOB CITY: Olympia

PRODUCT : 92 - Certified Scale Contaminated Dirt Back Haul

CARRIER : 01 - Quality Rock Products Inc

GROSS : 97860 lb
TARE : 38460 lb
NET : 59400 lb

SHIP LOC. : 4 Rochester

JOB PO # :

MAP PAGE :

TRUCK TYPE : Picked Up
TRUCK # : 18-708
TRAILER # : 18-708

NET TONS : 29.70 tn
DAILY TONS : 98.91 tn
JOB TOTAL : 4089.57 tn

CUSTOMER SIGN:_____Ticket B

STANDBY TIME:_____

STANDBY INITIALS:_____

NOTES: OK

QUALITY ROCK PRODUCTS, INC.

10201 LITTLEROCK RD SW - OLYMPIA, WA 98512 - OFFICE: 360-754-7777

TICKET # 482686

DATE & TIME: 9/23/2011 8:24:48 AM

CUSTOMER: 22650 - DLB Earthworks

JOB : 11555 - East Bay Public Plaza
JOB ADD.: 421 Jefferson St NE
JOB CITY: Olympia

PRODUCT : 92 - Certified Scale Contaminated Dirt Back Haul

CARRIER : 01 - Quality Rock Products Inc

GROSS : 107160 lb
TARE : 38120 lb
NET : 69040 lb

SHIP LOC. : 4 Rochester

JOB PO # :

MAP PAGE :

TRUCK TYPE : Picked Up
TRUCK # : 18-703
TRAILER # : 18-703

NET TONS : 34.52 tn
DAILY TONS : 69.21 tn
JOB TOTAL : 4059.87 tn

CUSTOMER SIGN:_____Ticket A

STANDBY TIME:_____

STANDBY INITIALS:_____

NOTES:

QUALITY ROCK PRODUCTS, INC.

10201 LITTLEROCK RD SW - OLYMPIA, WA 98512 - OFFICE: 360-754-7777

TICKET # 482685

DATE & TIME: 9/23/2011 8:02:27 AM

CUSTOMER: 22650 - DLB Earthworks

JOB : 11555 - East Bay Public Plaza
JOB ADD.: 421 Jefferson St NE
JOB CITY: Olympia

PRODUCT : 92 - Certified Scale Contaminated Dirt Back Haul

CARRIER : 01 - Quality Rock Products Inc

GROSS : 107220 lb
TARE : 37840 lb
NET : 69380 lb

SHIP LOC. : 4 Rochester

JOB PO # :

MAP PAGE :

TRUCK TYPE : Picked Up
TRUCK # : 18-704
TRAILER # : 18-704

NET TONS : 34.69 tn
DAILY TONS : 34.69 tn
JOB TOTAL : 4025.35 tn

CUSTOMER SIGN:_____Ticket B

STANDBY TIME:_____

STANDBY INITIALS:_____

NOTES:

Weyerhaeuser Company
Integrated Waste Management
Material Recovery / Transfer Facility
PO Box 188
Longview, WA 98632
(360) 578-4615

QUALITY ROCK PRODUCTS, INC.

10201 LITTLEROCK RD SW - OLYMPIA, WA 98512 - OFFICE: 360-754-7777

TICKET # 482682

CUSTOMER: 22650 - DLB Earthworks

JOB : 11509 - Port of Olympia Maintenance
JOB ADD.:
JOB CITY: Olympia

PRODUCT : 92 - Certified Scale Contaminated Dirt Back Haul

CARRIER : 01 - Quality Rock Products Inc

GROSS : 104060 lb
TARE : 39320 lb
NET : 64740 lb

CUSTOMER SIGN:_____Ticket B

STANDBY TIME:_____

STANDBY INITIALS:_____

DATE & TIME: 9/23/2011 7:42:22 AM

SHIP LOC. : 4 Rochester

JOB PO # :

MAP PAGE :

TRUCK TYPE : Picked Up
TRUCK # : 18-701
TRAILER # : 18-701

NET TONS : 32.37 tn
DAILY TONS : 32.37 tn
JOB TOTAL : 32.37 tn

NOTES:

QUALITY ROCK PRODUCTS, INC.

10201 LITTLEROCK RD SW - OLYMPIA, WA 98512 - OFFICE: 360-754-7777

TICKET # 301608

CUSTOMER: 22650 - DLB Earthworks

JOB : 11555 - East Bay Public Plaza
JOB ADD.: 421 Jefferson St NE
JOB CITY: Olympia

PRODUCT : 92 - Certified Scale Contaminated Dirt Backhaul

CARRIER : 01 - Quality Rock Products, Inc.

GROSS : 99680 lb
TARE : 38500 lb
NET : 61180 lb

CUSTOMER SIGN:_____Ticket B

STANDBY TIME:_____

STANDBY INITIALS:_____

DATE & TIME: 9/22/2011 3:14:00 PM

SHIP LOC. : 2

JOB PO # :

MAP PAGE :

TRUCK TYPE : Picked Up
TRUCK # : 18-708
TRAILER # : 18-708

NET TONS : 30.59 tn
DAILY TONS : 30.59 tn
JOB TOTAL : 627.74 tn

NOTES:

QUALITY ROCK PRODUCTS, INC.

10201 LITTLEROCK RD SW - OLYMPIA, WA 98512 - OFFICE: 360-754-7777

TICKET # 482649

CUSTOMER: 22650 - DLB Earthworks

JOB : 11555 - East Bay Public Plaza
JOB ADD.: 421 Jefferson St NE
JOB CITY: Olympia

PRODUCT : 92 - Certified Scale Contaminated Dirt Back Haul

CARRIER : 01 - Quality Rock Products Inc

GROSS : 95080 lb
TARE : 39320 lb
NET : 55760 lb

CUSTOMER SIGN:_____Ticket B

STANDBY TIME:_____

STANDBY INITIALS:_____

DATE & TIME: 9/22/2011 12:51:21 PM

SHIP LOC. : 4 Rochester

JOB PO # :

MAP PAGE :

TRUCK TYPE : Picked Up
TRUCK # : 18-701
TRAILER # : 18-701

NET TONS : 27.88 tn
DAILY TONS : 187.77 tn
JOB TOTAL : 3990.66 tn

NOTES:

QUALITY ROCK PRODUCTS, INC.

10201 LITTLEROCK RD SW - OLYMPIA, WA 98512 - OFFICE: 360-754-7777

TICKET # 482644

DATE & TIME: 9/22/2011 12:21:18 PM

CUSTOMER: 22650 - DLB Earthworks

JOB : 11555 - East Bay Public Plaza
JOB ADD.: 421 Jefferson St NE
JOB CITY: Olympia

PRODUCT : 92 - Certified Scale Contaminated Dirt Back Haul

CARRIER : 01 - Quality Rock Products Inc

GROSS : 98740 lb
TARE : 37840 lb
NET : 60900 lb

SHIP LOC. : 4 Rochester

JOB PO # :

MAP PAGE :

TRUCK TYPE : Picked Up
TRUCK # : 18-704
TRAILER # : 18-704

NET TONS : 30.45 tn
DAILY TONS : 159.89 tn
JOB TOTAL : 3962.78 tn

CUSTOMER SIGN:_____Ticket B

STANDBY TIME:_____

STANDBY INITIALS:_____

NOTES:

Weyerhaeuser Company
Integrated Waste Management
Material Recovery / Transfer Facility
PO Box 188
Longview, WA 98632
(206) 578-4616

QUALITY ROCK PRODUCTS, INC.

10201 LITTLEROCK RD SW - OLYMPIA, WA 98512 - OFFICE: 360-754-7777

TICKET # 482628

DATE & TIME: 9/22/2011 10:34:22 AM

CUSTOMER: 22650 - DLB Earthworks

JOB : 11555 - East Bay Public Plaza
JOB ADD.: 421 Jefferson St NE
JOB CITY: Olympia

PRODUCT : 92 - Certified Scale Contaminated Dirt Back Haul

CARRIER : 01 - Quality Rock Products Inc

GROSS : 103160 lb
TARE : 38120 lb
NET : 65040 lb

SHIP LOC. : 4 Rochester

JOB PO # :

MAP PAGE :

TRUCK TYPE : Picked Up
TRUCK # : 18-703
TRAILER # : 18-703

NET TONS : 32.52 tn
DAILY TONS : 129.44 tn
JOB TOTAL : 3932.33 tn

CUSTOMER SIGN:_____Ticket A

STANDBY TIME:_____

STANDBY INITIALS:_____

NOTES:

QUALITY ROCK PRODUCTS, INC.

10201 LITTLEROCK RD SW - OLYMPIA, WA 98512 - OFFICE: 360-754-7777

TICKET # 482620

DATE & TIME: 9/22/2011 9:55:34 AM

CUSTOMER: 22650 - DLB Earthworks

JOB : 11555 - East Bay Public Plaza
JOB ADD.: 421 Jefferson St NE
JOB CITY: Olympia

PRODUCT : 92 - Certified Scale Contaminated Dirt Back Haul

CARRIER : 01 - Quality Rock Products Inc

GROSS : 103000 lb
TARE : 38460 lb
NET : 64540 lb

SHIP LOC. : 4 Rochester

JOB PO # :

MAP PAGE :

TRUCK TYPE : Picked Up
TRUCK # : 18-708
TRAILER # : 18-708

NET TONS : 32.27 tn
DAILY TONS : 96.92 tn
JOB TOTAL : 3899.81 tn

CUSTOMER SIGN:_____Ticket A

STANDBY TIME:_____

STANDBY INITIALS:_____

NOTES:

QUALITY ROCK PRODUCTS, INC.

10201 LITTLEROCK RD SW - OLYMPIA, WA 98512 - OFFICE: 360-754-7777

TICKET # 482609

DATE & TIME: 9/22/2011 8:44:16 AM

CUSTOMER: 22650 - DLB Earthworks

JOB : 11555 - East Bay Public Plaza
JOB ADD.: 421 Jefferson St NE
JOB CITY: Olympia

PRODUCT : 92 - Certified Scale Contaminated Dirt Back Haul

CARRIER : 01 - Quality Rock Products Inc

GROSS : 101020 lb
TARE : 39320 lb
NET : 61700 lb

SHIP LOC. : 4 Rochester

JOB PO # :

MAP PAGE :

TRUCK TYPE : Picked Up
TRUCK # : 18-701
TRAILER # : 18-701

OK

NET TONS : 30.85 tn
DAILY TONS : 64.65 tn
JOB TOTAL : 3867.54 tn

CUSTOMER SIGN:_____Ticket B

STANDBY TIME:_____

STANDBY INITIALS:_____

NOTES:

Weyerhaeuser Company
Integrated Waste Management
Material Recovery / Transfer Facility
PO Box 188
Longview, WA 98632
(206) 578-4616

QUALITY ROCK PRODUCTS, INC.

10201 LITTLEROCK RD SW - OLYMPIA, WA 98512 - OFFICE: 360-754-7777

TICKET # 482607

DATE & TIME: 9/22/2011 8:22:04 AM

CUSTOMER: 22650 - DLB Earthworks

JOB : 11555 - East Bay Public Plaza
JOB ADD.: 421 Jefferson St NE
JOB CITY: Olympia

PRODUCT : 92 - Certified Scale Contaminated Dirt Back Haul

CARRIER : 01 - Quality Rock Products Inc

GROSS : 105440 lb
TARE : 37840 lb
NET : 67600 lb

SHIP LOC. : 4 Rochester

JOB PO # :

MAP PAGE :

TRUCK TYPE : Picked Up
TRUCK # : 18-704
TRAILER # : 18-704

NET TONS : 33.80 tn
DAILY TONS : 33.80 tn
JOB TOTAL : 3836.69 tn

CUSTOMER SIGN:_____Ticket B

STANDBY TIME:_____

STANDBY INITIALS:_____

NOTES:

Weyerhaeuser Company
Integrated Waste Management
Material Recovery / Transfer Facility
PO Box 188
Longview, WA 98632
(206) 578-4616

QUALITY ROCK PRODUCTS, INC.

10201 LITTLEROCK RD SW - OLYMPIA, WA 98512 - OFFICE: 360-754-7777

TICKET # 301578

DATE & TIME: 9/21/2011 4:03:06 PM

CUSTOMER: 22650 - DLB Earthworks

JOB : 11555 - East Bay Public Plaza
JOB ADD.: 421 Jefferson St NE
JOB CITY: Olympia

PRODUCT : 92 - Certified Scale Contaminated Dirt Backhaul

CARRIER : 01 - Quality Rock Products, Inc.

GROSS : 105100 lb
TARE : 38500 lb
NET : 66600 lb

SHIP LOC. : 2

~~Lot 8~~

JOB PO # :

MAP PAGE :

TRUCK TYPE : Picked Up
TRUCK # : 18-708
TRAILER # : 18-708

NET TONS : 33.30 tn
DAILY TONS : 64.54 tn
JOB TOTAL : 597.15 tn

CUSTOMER SIGN:_____Ticket A

STANDBY TIME:_____

STANDBY INITIALS:_____

NOTES:

QUALITY ROCK PRODUCTS, INC.

10201 LITTLEROCK RD SW - OLYMPIA, WA 98512 - OFFICE: 360-754-7777

TICKET # 301567

DATE & TIME: 9/21/2011 1:17:19 PM

CUSTOMER: 22650 - DLB Earthworks

JOB : 11555 - East Bay Public Plaza
JOB ADD.: 421 Jefferson St NE
JOB CITY: Olympia

PRODUCT : 92 - Certified Scale Contaminated Dirt Backhaul

CARRIER : 01 - Quality Rock Products, Inc.

GROSS : 101860 lb
TARE : 39380 lb
NET : 62480 lb

SHIP LOC. : 2

JOB PO # :

MAP PAGE :

Lot 8

TRUCK TYPE : Picked Up
TRUCK # : 18-703
TRAILER # : 18-703

NET TONS : 31.24 tn
DAILY TONS : 31.24 tn
JOB TOTAL : 563.85 tn

CUSTOMER SIGN:_____Ticket C

STANDBY TIME:_____

STANDBY INITIALS:_____

NOTES:

QUALITY ROCK PRODUCTS, INC.

10201 LITTLEROCK RD SW - OLYMPIA, WA 98512 - OFFICE: 360-754-7777

TICKET # 482558

DATE & TIME: 9/21/2011 12:53:14 PM

CUSTOMER: 22650 - DLB Earthworks

JOB : 11555 - East Bay Public Plaza
JOB ADD.: 421 Jefferson St NE
JOB CITY: Olympia

PRODUCT : 92 - Certified Scale Contaminated Dirt Back Haul

CARRIER : 01 - Quality Rock Products Inc

GROSS : 100780 lb
TARE : 37840 lb
NET : 62940 lb

SHIP LOC. : 4 Rochester

JOB PO # :

MAP PAGE :

Lot 8

TRUCK TYPE : Picked Up
TRUCK # : 18-704
TRAILER # : 18-704

NET TONS : 31.47 tn
DAILY TONS : 222.08 tn
JOB TOTAL : 3802.89 tn

CUSTOMER SIGN:_____Ticket B

STANDBY TIME:_____

STANDBY INITIALS:_____

NOTES:

Weyerhaeuser Company
Integrated Waste Management
Material Recovery / Transfer Facility
PO Box 188
Longview, WA 98632
(206) 578-4616

QUALITY ROCK PRODUCTS, INC.

10201 LITTLEROCK RD SW - OLYMPIA, WA 98512 - OFFICE: 360-754-7777

TICKET # 482554

DATE & TIME: 9/21/2011 12:16:06 PM

CUSTOMER: 22650 - DLB Earthworks

JOB : 11555 - East Bay Public Plaza
JOB ADD.: 421 Jefferson St NE
JOB CITY: Olympia

PRODUCT : 92 - Certified Scale Contaminated Dirt Back Haul

CARRIER : 01 - Quality Rock Products Inc

GROSS : 101880 lb
TARE : 39320 lb
NET : 62560 lb

SHIP LOC. : 4 Rochester

JOB PO # :

MAP PAGE :

Lot 8

TRUCK TYPE : Picked Up
TRUCK # : 18-701
TRAILER # : 18-701

NET TONS : 31.28 tn
DAILY TONS : 190.61 tn
JOB TOTAL : 3771.42 tn

CUSTOMER SIGN:_____Ticket B

STANDBY TIME:_____

STANDBY INITIALS:_____

NOTES:

QUALITY ROCK PRODUCTS, INC.

10201 LITTLEROCK RD SW - OLYMPIA, WA 98512 - OFFICE: 360-754-7777

TICKET # 482550

CUSTOMER: 22650 - DLB Earthworks

JOB : 11555 - East Bay Public Plaza
JOB ADD.: 421 Jefferson St NE
JOB CITY: Olympia

PRODUCT : 92 - Certified Scale Contaminated Dirt Back Haul

CARRIER : 01 - Quality Rock Products Inc

GROSS : 104240 lb
TARE : 38460 lb
NET : 65780 lb

CUSTOMER SIGN:_____Ticket A

STANDBY TIME:_____

STANDBY INITIALS:_____

DATE & TIME: 9/21/2011 12:02:20 PM

SHIP LOC. : 4 Rochester

JOB PO # :

MAP PAGE : ~~Lot 8~~

TRUCK TYPE : Picked Up
TRUCK # : 18-708
TRAILER # : 18-708

NET TONS : 32.89 tn
DAILY TONS : 159.33 tn
JOB TOTAL : 3740.14 tn

NOTES:

QUALITY ROCK PRODUCTS, INC.

10201 LITTLEROCK RD SW - OLYMPIA, WA 98512 - OFFICE: 360-754-7777

TICKET # 482514

CUSTOMER: 22650 - DLB Earthworks

JOB : 11555 - East Bay Public Plaza
JOB ADD.: 421 Jefferson St NE
JOB CITY: Olympia

PRODUCT : 92 - Certified Scale Contaminated Dirt Back Haul

CARRIER : 01 - Quality Rock Products Inc

GROSS : 102860 lb
TARE : 37840 lb
NET : 65020 lb

CUSTOMER SIGN:_____Ticket B

STANDBY TIME:_____

STANDBY INITIALS:_____

DATE & TIME: 9/21/2011 8:54:50 AM

SHIP LOC. : 4 Rochester

JOB PO # :

MAP PAGE : ~~Lot 8~~

TRUCK TYPE : Picked Up
TRUCK # : 18-704
TRAILER # : 18-704

NET TONS : 32.51 tn
DAILY TONS : 126.44 tn
JOB TOTAL : 3707.25 tn

NOTES:

Weyerhaeuser Company
Integrated Waste Management
Material Recovery / Transfer Facility
PO Box 188
Longview, WA 98632
(206) 578-4616

QUALITY ROCK PRODUCTS, INC.

10201 LITTLEROCK RD SW - OLYMPIA, WA 98512 - OFFICE: 360-754-7777

TICKET # 482513

CUSTOMER: 22650 - DLB Earthworks

JOB : 11555 - East Bay Public Plaza
JOB ADD.: 421 Jefferson St NE
JOB CITY: Olympia

PRODUCT : 92 - Certified Scale Contaminated Dirt Back Haul

CARRIER : 01 - Quality Rock Products Inc

GROSS : 102800 lb
TARE : 38120 lb
NET : 64680 lb

CUSTOMER SIGN:_____Ticket B

STANDBY TIME:_____

STANDBY INITIALS:_____

DATE & TIME: 9/21/2011 8:52:12 AM

SHIP LOC. : 4 Rochester

JOB PO # :

MAP PAGE : ~~Lot 8~~

TRUCK TYPE : Picked Up
TRUCK # : 18-703
TRAILER # : 18-703

NET TONS : 32.34 tn
DAILY TONS : 93.93 tn
JOB TOTAL : 3674.74 tn

NOTES:

QUALITY ROCK PRODUCTS, INC.

10201 LITTLEROCK RD SW - OLYMPIA, WA 98512 - OFFICE: 360-754-7777

TICKET # 482501

DATE & TIME: 9/21/2011 8:08:09 AM

CUSTOMER: 22650 - DLB Earthworks

JOB : 11555 - East Bay Public Plaza
JOB ADD.: 421 Jefferson St NE
JOB CITY: Olympia

PRODUCT : 92 - Certified Scale Contaminated Dirt Back Haul

CARRIER : 01 - Quality Rock Products Inc

GROSS : 100120 lb
TARE : 39320 lb
NET : 60800 lb

SHIP LOC. : 4 Rochester

JOB PO # :

MAP PAGE :

TRUCK TYPE : Picked Up
TRUCK # : 18-701
TRAILER # : 18-701

Lot 8

NET TONS : 30.40 tn
DAILY TONS : 61.59 tn
JOB TOTAL : 3642.40 tn

CUSTOMER SIGN:_____Ticket B

STANDBY TIME:_____

STANDBY INITIALS:_____

NOTES:

QUALITY ROCK PRODUCTS, INC.

10201 LITTLEROCK RD SW - OLYMPIA, WA 98512 - OFFICE: 360-754-7777

TICKET # 482498

DATE & TIME: 9/21/2011 7:57:15 AM

CUSTOMER: 22650 - DLB Earthworks

JOB : 11555 - East Bay Public Plaza
JOB ADD.: 421 Jefferson St NE
JOB CITY: Olympia

PRODUCT : 92 - Certified Scale Contaminated Dirt Back Haul

CARRIER : 01 - Quality Rock Products Inc

GROSS : 100840 lb
TARE : 38460 lb
NET : 62380 lb

SHIP LOC. : 4 Rochester

JOB PO # :

MAP PAGE :

TRUCK TYPE : Picked Up
TRUCK # : 18-708
TRAILER # : 18-708

Lot 8

NET TONS : 31.19 tn
DAILY TONS : 31.19 tn
JOB TOTAL : 3612.00 tn

CUSTOMER SIGN:_____Ticket A

STANDBY TIME:_____

STANDBY INITIALS:_____

NOTES:

QUALITY ROCK PRODUCTS, INC.

10201 LITTLEROCK RD SW - OLYMPIA, WA 98512 - OFFICE: 360-754-7777

TICKET # 482455

DATE & TIME: 9/20/2011 12:37:02 PM

CUSTOMER: 22650 - DLB Earthworks

JOB : 11555 - East Bay Public Plaza
JOB ADD.: 421 Jefferson St NE
JOB CITY: Olympia

PRODUCT : 92 - Certified Scale Contaminated Dirt Back Haul

CARRIER : 01 - Quality Rock Products Inc

GROSS : 99660 lb
TARE : 37840 lb
NET : 61820 lb

SHIP LOC. : 4 Rochester

JOB PO # :

Lot 8

MAP PAGE :

TRUCK TYPE : Picked Up
TRUCK # : 18-704
TRAILER # : 18-704

NET TONS : 30.91 tn
DAILY TONS : 185.72 tn
JOB TOTAL : 3580.81 tn

CUSTOMER SIGN:_____Ticket B

STANDBY TIME:_____

STANDBY INITIALS:_____

NOTES:

Weyerhaeuser Company
Integrated Waste Management
Material Recovery | Transfer Facility
PO Box 188
Longview, WA 98632
(206) 578-4616

QUALITY ROCK PRODUCTS, INC.

10201 LITTLEROCK RD SW - OLYMPIA, WA 98512 - OFFICE: 360-754-7777

TICKET # 482452

CUSTOMER: 22650 - DLB Earthworks

JOB : 11555 - East Bay Public Plaza
JOB ADD.: 421 Jefferson St NE
JOB CITY: Olympia

PRODUCT : 92 - Certified Scale Contaminated Dirt Back Haul

CARRIER : 01 - Quality Rock Products Inc

GROSS : 94420 lb
TARE : 39320 lb
NET : 55100 lb

CUSTOMER SIGN:_____Ticket B

STANDBY TIME:_____

STANDBY INITIALS:_____

DATE & TIME: 9/20/2011 12:22:57 PM

SHIP LOC. : 4 Rochester

JOB PO # : 4018

MAP PAGE :

TRUCK TYPE : Picked Up
TRUCK # : 18-701
TRAILER # : 18-701

NET TONS : 27.55 tn
DAILY TONS : 154.81 tn
JOB TOTAL : 3549.90 tn

NOTES:

QUALITY ROCK PRODUCTS, INC.

10201 LITTLEROCK RD SW - OLYMPIA, WA 98512 - OFFICE: 360-754-7777

TICKET # 482447

CUSTOMER: 22650 - DLB Earthworks

JOB : 11555 - East Bay Public Plaza
JOB ADD.: 421 Jefferson St NE
JOB CITY: Olympia

PRODUCT : 92 - Certified Scale Contaminated Dirt Back Haul

CARRIER : 01 - Quality Rock Products Inc

GROSS : 101060 lb
TARE : 38460 lb
NET : 62600 lb

CUSTOMER SIGN:_____Ticket B

STANDBY TIME:_____

STANDBY INITIALS:_____

DATE & TIME: 9/20/2011 12:10:34 PM

SHIP LOC. : 4 Rochester

JOB PO # : ~~4018~~

MAP PAGE :

TRUCK TYPE : Picked Up
TRUCK # : 18-708
TRAILER # : 18-708

NET TONS : 31.30 tn
DAILY TONS : 127.26 tn
JOB TOTAL : 3522.35 tn

NOTES:

QUALITY ROCK PRODUCTS, INC.

10201 LITTLEROCK RD SW - OLYMPIA, WA 98512 - OFFICE: 360-754-7777

TICKET # 482413

CUSTOMER: 22650 - DLB Earthworks

JOB : 11555 - East Bay Public Plaza
JOB ADD.: 421 Jefferson St NE
JOB CITY: Olympia

PRODUCT : 92 - Certified Scale Contaminated Dirt Back Haul

CARRIER : 01 - Quality Rock Products Inc

GROSS : 102060 lb
TARE : 37840 lb
NET : 64220 lb

CUSTOMER SIGN:_____Ticket B

STANDBY TIME:_____

STANDBY INITIALS:_____

DATE & TIME: 9/20/2011 8:32:10 AM

SHIP LOC. : 4 Rochester

JOB PO # : ~~4018~~

MAP PAGE :

TRUCK TYPE : Picked Up
TRUCK # : 18-704
TRAILER # : 18-704

NET TONS : 32.11 tn
DAILY TONS : 95.96 tn
JOB TOTAL : 3491.05 tn

NOTES:

Weyerhaeuser Company
Integrated Waste Management
Material Recovery | Transfer Facility
PO Box 188
Longview, WA 98632
(206) 578-4616

QUALITY ROCK PRODUCTS, INC.

10201 LITTLEROCK RD SW - OLYMPIA, WA 98512 - OFFICE: 360-754-7777

TICKET # 482412

CUSTOMER: 22650 - DLB Earthworks

JOB : 11555 - East Bay Public Plaza
JOB ADD.: 421 Jefferson St NE
JOB CITY: Olympia

PRODUCT : 92 - Certified Scale Contaminated Dirt Back Haul

CARRIER : 01 - Quality Rock Products Inc

GROSS : 100060 lb
TARE : 39320 lb
NET : 60740 lb

CUSTOMER SIGN:_____Ticket C

STANDBY TIME:_____

STANDBY INITIALS:_____

DATE & TIME: 9/20/2011 8:21:57 AM

SHIP LOC. : 4 Rochester

JOB PO # :

MAP PAGE : ~~Lot 8~~

TRUCK TYPE : Picked Up
TRUCK # : 18-701
TRAILER # : 18-701

NET TONS : 30.37 tn
DAILY TONS : 63.85 tn
JOB TOTAL : 3458.94 tn

NOTES:

Material Recovery / Transfer Facility
PO Box 188
Longview, WA 98632
(360) 578-4516

QUALITY ROCK PRODUCTS, INC.

10201 LITTLEROCK RD SW - OLYMPIA, WA 98512 - OFFICE: 360-754-7777

TICKET # 482411

CUSTOMER: 22650 - DLB Earthworks

JOB : 11555 - East Bay Public Plaza
JOB ADD.: 421 Jefferson St NE
JOB CITY: Olympia

PRODUCT : 92 - Certified Scale Contaminated Dirt Back Haul

CARRIER : 01 - Quality Rock Products Inc

GROSS : 105420 lb
TARE : 38460 lb
NET : 66960 lb

CUSTOMER SIGN:_____Ticket A

STANDBY TIME:_____

STANDBY INITIALS:_____

DATE & TIME: 9/20/2011 8:11:35 AM

SHIP LOC. : 4 Rochester

JOB PO # :

MAP PAGE : ~~Lot 8~~

TRUCK TYPE : Picked Up
TRUCK # : 18-708
TRAILER # : 18-708

NET TONS : 33.48 tn
DAILY TONS : 33.48 tn
JOB TOTAL : 3428.57 tn

NOTES:

~~Lot 8~~

Weyerhaeuser MRF
3401 Industrial Way
Longview, WA 98632
360-578-4616

Ticket #: 147,850

In: 15:08:29 9/16/2011
Out: 15:19:23 9/16/2011

Truck Id: 1
Customer Id: 575
Product Id: 61

Truck #: 703
SAFETY FIRST

Gross Lbs:	101,940
Tare Lbs:	37,920
Net Lbs:	64,020
Net Tons	32.01

~~Lot 8~~

Weyerhaeuser MRF
3401 Industrial Way
Longview, WA 98632
360-578-4616

Ticket #: 147,845

In: 14:14:52 9/16/2011
Out: 14:32:14 9/16/2011

Truck Id: 2
Customer Id: 575
Product Id: 61

Truck #: 18704
SAFETY FIRST

Gross Lbs:	101,440
Tare Lbs:	37,600
Net Lbs:	63,840
Net Tons	31.92

~~Lot 8~~

Weyerhaeuser MRF
3401 Industrial Way
Longview, WA 98632
360-578-4616

Ticket #: 147,831

In: 12:35:25 9/16/2011
Out: 12:44:26 9/16/2011

Truck Id: 7
Customer Id: 575
Product Id: 61

Truck #: 11
SAFETY FIRST

Gross Lbs:	101,260
Tare Lbs:	39,760
Net Lbs:	61,500
Net Tons	30.75

~~Lot 8~~

Weyerhaeuser MRF
3401 Industrial Way
Longview, WA
360-578-4616

Ticket #: 147,823

In: 11:30:08 9/16/2011
Out: 11:42:32 9/16/2011

Truck Id: 4
Customer Id: 575
Product Id: 61

Truck #: 708
SAFETY FIRST

Gross Lbs:	94,140
Tare Lbs:	37,980
Net Lbs:	56,160
Net Tons	28.08

~~Lot 8~~

Weyerhaeuser MRF
3401 Industrial Way
Longview, WA 98632
360-578-4616

Ticket #: 147,822

In: 11:25:14 9/16/2011
Out: 11:40:47 9/16/2011

Truck Id: 3
Customer Id: 575
Product Id: 61

Truck #: 701
SAFETY FIRST

Gross Lbs:	94,460
Tare Lbs:	37,780
Net Lbs:	56,680
Net Tons	28.34

~~Lot 8~~

Weyerhaeuser MRF
3401 Industrial Way
Longview, WA 98632
360-578-4616

Ticket #: 147,817

In: 9:39:41 9/16/2011
Out: 9:55:18 9/16/2011

Truck Id: 2
Customer Id: 575
Product Id: 61

Truck #: 18704
SAFETY FIRST

Gross Lbs:	93,620
Tare Lbs:	37,820
Net Lbs:	55,800
Net Tons	27.90

~~Lot 8~~

Weyerhaeuser MRF
3401 Industrial Way
Longview, WA 98632
360-578-4616

Ticket #: 147,816

In: 9:33:56 9/16/2011
Out: 9:53:30 9/16/2011

Truck Id: 1
Customer Id: 575
Product Id: 61

Truck #: 18703
SAFETY FIRST

Gross Lbs:	94,700
Tare Lbs:	37,500
Net Lbs:	57,200

QUALITY ROCK PRODUCTS, INC.

10201 LITTLEROCK RD SW - OLYMPIA, WA 98512 - OFFICE: 360-754-7777

TICKET # 482260

CUSTOMER: 22650 - DLB Earthworks

JOB : 11555 - East Bay Public Plaza
JOB ADD.: 421 Jefferson St NE
JOB CITY: Olympia

PRODUCT : 92 - Certified Scale Contaminated Dirt Back Haul

CARRIER : 4103 - Mumme Excavating LLC

GROSS : 99840 lb
TARE : 40080 lb
NET : 59760 lb

CUSTOMER SIGN:_____Ticket B

STANDBY TIME:_____

STANDBY INITIALS:_____

DATE & TIME: 9/16/2011 7:42:27 AM

SHIP LOC. : 4 Rochester

JOB PO # :

MAP PAGE :

Lot 8

TRUCK TYPE : Picked Up
TRUCK # : MUMME11
TRAILER # :

NET TONS : 29.88 tn
DAILY TONS : 29.88 tn
JOB TOTAL : 3250.32 tn

NOTES:

Weyerhaeuser Company
Integrated Waste Management
Material Recovery / Transfer Facility
PO Box 188
Longview, WA 98632
(206) 578-4616

QUALITY ROCK PRODUCTS, INC.

10201 LITTLEROCK RD SW - OLYMPIA, WA 98512 - OFFICE: 360-754-7777

TICKET # 301473

CUSTOMER: 22650 - DLB Earthworks

JOB : 11555 - East Bay Public Plaza
JOB ADD.: 421 Jefferson St NE
JOB CITY: Olympia

PRODUCT : 92 - Certified Scale Contaminated Dirt Backhaul

CARRIER : 01 - Quality Rock Products, Inc.

GROSS : 99440 lb
TARE : 38500 lb
NET : 60940 lb

CUSTOMER SIGN:_____Ticket B

STANDBY TIME:_____

STANDBY INITIALS:_____

DATE & TIME: 9/15/2011 1:50:12 PM

SHIP LOC. : 2

JOB PO # :

MAP PAGE :

Lot 8

TRUCK TYPE : Picked Up
TRUCK # : 18-708
TRAILER # : 18-708

NET TONS : 30.47 tn
DAILY TONS : 60.90 tn
JOB TOTAL : 532.61 tn

NOTES:

QUALITY ROCK PRODUCTS, INC.

10201 LITTLEROCK RD SW - OLYMPIA, WA 98512 - OFFICE: 360-754-7777

TICKET # 301471

CUSTOMER: 22650 - DLB Earthworks

JOB : 11555 - East Bay Public Plaza
JOB ADD.: 421 Jefferson St NE
JOB CITY: Olympia

PRODUCT : 92 - Certified Scale Contaminated Dirt Backhaul

CARRIER : 01 - Quality Rock Products, Inc.

GROSS : 99180 lb
TARE : 38320 lb
NET : 60860 lb

CUSTOMER SIGN:_____Ticket B

STANDBY TIME:_____

STANDBY INITIALS:_____

DATE & TIME: 9/15/2011 1:26:59 PM

SHIP LOC. : 2

JOB PO # :

MAP PAGE :

Lot 8

TRUCK TYPE : Picked Up
TRUCK # : 18-701
TRAILER # : 18-701

NET TONS : 30.43 tn
DAILY TONS : 30.43 tn
JOB TOTAL : 502.14 tn

NOTES:

Weyerhaeuser Company
Integrated Waste Management
Material Recovery / Transfer Facility
PO Box 188
Longview, WA 98632
(206) 578-4616

QUALITY ROCK PRODUCTS, INC.

10201 LITTLEROCK RD SW - OLYMPIA, WA 98512 - OFFICE: 360-754-7777

TICKET # 482223

DATE & TIME: 9/15/2011 11:55:32 AM

CUSTOMER: 22650 - DLB Earthworks

JOB : 11555 - East Bay Public Plaza
JOB ADD.: 421 Jefferson St NE
JOB CITY: Olympia

PRODUCT : 92 - Certified Scale Contaminated Dirt Back Haul

CARRIER : 01 - Quality Rock Products Inc

GROSS : 102660 lb
TARE : 37840 lb
NET : 64820 lb

SHIP LOC. : 4 Rochester

JOB PO # :

MAP PAGE :

Lot 8

TRUCK TYPE : Picked Up
TRUCK # : 18-704
TRAILER # : 18-704

NET TONS : 32.41 tn
DAILY TONS : 239.08 tn
JOB TOTAL : 3220.44 tn

CUSTOMER SIGN:_____Ticket B

STANDBY TIME:_____

STANDBY INITIALS:_____

NOTES:

Weyerhaeuser Company
Integrated Waste Management
Material Recovery | Transfer Facility
PO Box 188
Longview, WA 98632
(206) 578-4616

QUALITY ROCK PRODUCTS, INC.

10201 LITTLEROCK RD SW - OLYMPIA, WA 98512 - OFFICE: 360-754-7777

TICKET # 482221

DATE & TIME: 9/15/2011 11:45:23 AM

CUSTOMER: 22650 - DLB Earthworks

JOB : 11555 - East Bay Public Plaza
JOB ADD.: 421 Jefferson St NE
JOB CITY: Olympia

PRODUCT : 92 - Certified Scale Contaminated Dirt Back Haul

CARRIER : 01 - Quality Rock Products Inc

GROSS : 96460 lb
TARE : 38120 lb
NET : 58340 lb

SHIP LOC. : 4 Rochester

JOB PO # :

MAP PAGE :

Lot 8

TRUCK TYPE : Picked Up
TRUCK # : 18-703
TRAILER # : 18-703

NET TONS : 29.17 tn
DAILY TONS : 206.67 tn
JOB TOTAL : 3188.03 tn

CUSTOMER SIGN:_____Ticket B

STANDBY TIME:_____

STANDBY INITIALS:_____

NOTES:

QUALITY ROCK PRODUCTS, INC.

10201 LITTLEROCK RD SW - OLYMPIA, WA 98512 - OFFICE: 360-754-7777

TICKET # 482216

DATE & TIME: 9/15/2011 11:06:23 AM

CUSTOMER: 22650 - DLB Earthworks

JOB : 11555 - East Bay Public Plaza
JOB ADD.: 421 Jefferson St NE
JOB CITY: Olympia

PRODUCT : 92 - Certified Scale Contaminated Dirt Back Haul

CARRIER : 4103 - Mumme Excavating LLC

GROSS : 102800 lb
TARE : 40080 lb
NET : 62720 lb

SHIP LOC. : 4 Rochester

JOB PO # :

MAP PAGE :

Lot 8

TRUCK TYPE : Picked Up
TRUCK # : MUMME11
TRAILER # :

NET TONS : 31.36 tn
DAILY TONS : 177.50 tn
JOB TOTAL : 3158.86 tn

CUSTOMER SIGN:_____Ticket B

STANDBY TIME:_____

STANDBY INITIALS:_____

NOTES:

Weyerhaeuser Company
Integrated Waste Management
Material Recovery | Transfer Facility
PO Box 188
Longview, WA 98632
(206) 578-4616

QUALITY ROCK PRODUCTS, INC.

10201 LITTLEROCK RD SW - OLYMPIA, WA 98512 - OFFICE: 360-754-7777

TICKET # 482203

CUSTOMER: 22650 - DLB Earthworks

JOB : 11555 - East Bay Public Plaza
JOB ADD.: 421 Jefferson St NE
JOB CITY: Olympia

PRODUCT : 92 - Certified Scale Contaminated Dirt Back Haul

CARRIER : 01 - Quality Rock Products Inc

GROSS : 96080 lb
TARE : 39320 lb
NET : 56760 lb

CUSTOMER SIGN:_____Ticket B

STANDBY TIME:_____

STANDBY INITIALS:_____

DATE & TIME: 9/15/2011 9:50:03 AM

SHIP LOC. : 4 Rochester

JOB PO # :

MAP PAGE :

Lot 8

TRUCK TYPE : Picked Up
TRUCK # : 18-701
TRAILER # : 18-701

NET TONS : 28.38 tn
DAILY TONS : 146.14 tn
JOB TOTAL : 3127.50 tn

NOTES:

Weyerhaeuser Company
Integrated Waste Management
Material Recovery / Transfer Facility
PO Box 188
Longview, WA 98632
(206) 578-4616

QUALITY ROCK PRODUCTS, INC.

10201 LITTLEROCK RD SW - OLYMPIA, WA 98512 - OFFICE: 360-754-7777

TICKET # 482202

CUSTOMER: 22650 - DLB Earthworks

JOB : 11555 - East Bay Public Plaza
JOB ADD.: 421 Jefferson St NE
JOB CITY: Olympia

PRODUCT : 92 - Certified Scale Contaminated Dirt Back Haul

CARRIER : 01 - Quality Rock Products Inc

GROSS : 96540 lb
TARE : 38460 lb
NET : 58080 lb

CUSTOMER SIGN:_____Ticket A

STANDBY TIME:_____

STANDBY INITIALS:_____

DATE & TIME: 9/15/2011 9:46:33 AM

SHIP LOC. : 4 Rochester

JOB PO # :

MAP PAGE :

Lot 8

TRUCK TYPE : Picked Up
TRUCK # : 18-708
TRAILER # : 18-708

NET TONS : 29.04 tn
DAILY TONS : 117.76 tn
JOB TOTAL : 3099.12 tn

NOTES:

QUALITY ROCK PRODUCTS, INC.

10201 LITTLEROCK RD SW - OLYMPIA, WA 98512 - OFFICE: 360-754-7777

TICKET # 482187

CUSTOMER: 22650 - DLB Earthworks

JOB : 11555 - East Bay Public Plaza
JOB ADD.: 421 Jefferson St NE
JOB CITY: Olympia

PRODUCT : 92 - Certified Scale Contaminated Dirt Back Haul

CARRIER : 01 - Quality Rock Products Inc

GROSS : 100960 lb
TARE : 37840 lb
NET : 63120 lb

CUSTOMER SIGN:_____Ticket B

STANDBY TIME:_____

STANDBY INITIALS:_____

DATE & TIME: 9/15/2011 8:00:18 AM

SHIP LOC. : 4 Rochester

JOB PO # :

MAP PAGE :

Lot 8

TRUCK TYPE : Picked Up
TRUCK # : 18-704
TRAILER # : 18-704

NET TONS : 31.56 tn
DAILY TONS : 88.72 tn
JOB TOTAL : 3070.08 tn

NOTES:

Weyerhaeuser Company
Integrated Waste Management
Material Recovery / Transfer Facility
PO Box 188
Longview, WA 98632
(206) 578-4616

QUALITY ROCK PRODUCTS, INC.

10201 LITTLEROCK RD SW - OLYMPIA, WA 98512 - OFFICE: 360-754-7777

TICKET # 482185

CUSTOMER: 22650 - DLB Earthworks

JOB : 11555 - East Bay Public Plaza
JOB ADD.: 421 Jefferson St NE
JOB CITY: Olympia

PRODUCT : 92 - Certified Scale Contaminated Dirt Back Haul

CARRIER : 01 - Quality Rock Products Inc

GROSS : 94800 lb
TARE : 38120 lb
NET : 56680 lb

CUSTOMER SIGN:_____Ticket B

STANDBY TIME:_____

STANDBY INITIALS:_____

DATE & TIME: 9/15/2011 7:50:11 AM

SHIP LOC. : 4 Rochester

JOB PO # : ~~Lot 8~~

MAP PAGE :

TRUCK TYPE : Picked Up
TRUCK # : 18-703
TRAILER # : 18-703

NET TONS : 28.34 tn
DAILY TONS : 57.16 tn
JOB TOTAL : 3038.52 tn

NOTES:

QUALITY ROCK PRODUCTS, INC.

10201 LITTLEROCK RD SW - OLYMPIA, WA 98512 - OFFICE: 360-754-7777

TICKET # 482183

CUSTOMER: 22650 - DLB Earthworks

JOB : 11555 - East Bay Public Plaza
JOB ADD.: 421 Jefferson St NE
JOB CITY: Olympia

PRODUCT : 92 - Certified Scale Contaminated Dirt Back Haul

CARRIER : 4103 - Mumme Excavating LLC

GROSS : 97720 lb
TARE : 40080 lb
NET : 57640 lb

CUSTOMER SIGN:_____Ticket C

STANDBY TIME:_____

STANDBY INITIALS:_____

DATE & TIME: 9/15/2011 7:42:30 AM

SHIP LOC. : 4 Rochester

JOB PO # : ~~Lot 8~~

MAP PAGE :

TRUCK TYPE : Picked Up
TRUCK # : MUMME11
TRAILER # :

NET TONS : 28.82 tn
DAILY TONS : 28.82 tn
JOB TOTAL : 3010.18 tn

NOTES:

Weyerhaeuser Company
Integrated Waste Management
Material Recovery / Transfer Facility
PO Box 188
Longview, WA 98632
(206) 578-4616

QUALITY ROCK PRODUCTS, INC.

10201 LITTLEROCK RD SW - OLYMPIA, WA 98512 - OFFICE: 360-754-7777

TICKET # 301441

CUSTOMER: 22650 - DLB Earthworks

JOB : 11555 - East Bay Public Plaza
JOB ADD.: 421 Jefferson St NE
JOB CITY: Olympia

PRODUCT : 92 - Certified Scale Contaminated Dirt Backhaul

CARRIER : 01 - Quality Rock Products, Inc.

GROSS : 98120 lb
TARE : 38500 lb
NET : 59620 lb

CUSTOMER SIGN:_____Ticket A

STANDBY TIME:_____

STANDBY INITIALS:_____

DATE & TIME: 9/14/2011 2:40:03 PM

SHIP LOC. : 2

JOB PO # :

MAP PAGE :

TRUCK TYPE : Picked Up
TRUCK # : 18-708
TRAILER # : 18-708

NET TONS : 29.81 tn
DAILY TONS : 61.25 tn
JOB TOTAL : 471.71 tn

NOTES: ~~Lot 8~~

QUALITY ROCK PRODUCTS, INC.

10201 LITTLEROCK RD SW - OLYMPIA, WA 98512 - OFFICE: 360-754-7777

TICKET # 301440

DATE & TIME: 9/14/2011 2:33:23 PM

CUSTOMER: 22650 - DLB Earthworks

JOB : 11555 - East Bay Public Plaza
JOB ADD.: 421 Jefferson St NE
JOB CITY: Olympia

PRODUCT : 92 - Certified Scale Contaminated Dirt Backhaul

CARRIER : 01 - Quality Rock Products, Inc.

GROSS : 101200 lb
TARE : 38320 lb
NET : 62880 lb

SHIP LOC. : 2

JOB PO # :

MAP PAGE :

TRUCK TYPE : Picked Up
TRUCK # : 18-701
TRAILER # : 18-701

NET TONS : 31.44 tn
DAILY TONS : 31.44 tn
JOB TOTAL : 441.90 tn

CUSTOMER SIGN:_____Ticket B

STANDBY TIME:_____

STANDBY INITIALS:_____

NOTES:

Lot 8

QUALITY ROCK PRODUCTS, INC.

10201 LITTLEROCK RD SW - OLYMPIA, WA 98512 - OFFICE: 360-754-7777

TICKET # 482113

DATE & TIME: 9/14/2011 12:35:51 PM

CUSTOMER: 22650 - DLB Earthworks

JOB : 11555 - East Bay Public Plaza
JOB ADD.: 421 Jefferson St NE
JOB CITY: Olympia

PRODUCT : 92 - Certified Scale Contaminated Dirt Back Haul

CARRIER : 01 - Quality Rock Products Inc

GROSS : 100500 lb
TARE : 37840 lb
NET : 62660 lb

SHIP LOC. : 4 Rochester

JOB PO # :

MAP PAGE :

TRUCK TYPE : Picked Up
TRUCK # : 18-704
TRAILER # : 18-704

NET TONS : 31.33 tn
DAILY TONS : 245.82 tn
JOB TOTAL : 2981.36 tn

CUSTOMER SIGN:_____Ticket C

STANDBY TIME:_____

STANDBY INITIALS:_____

Lot 8

NOTES:

Weyerhaeuser Company
Integrated Waste Management
Material Recovery | Transfer Facility
PO Box 188
Longview, WA 98632
(206) 578-4616

QUALITY ROCK PRODUCTS, INC.

10201 LITTLEROCK RD SW - OLYMPIA, WA 98512 - OFFICE: 360-754-7777

TICKET # 482108

DATE & TIME: 9/14/2011 12:25:11 PM

CUSTOMER: 22650 - DLB Earthworks

JOB : 11555 - East Bay Public Plaza
JOB ADD.: 421 Jefferson St NE
JOB CITY: Olympia

PRODUCT : 92 - Certified Scale Contaminated Dirt Back Haul

CARRIER : 01 - Quality Rock Products Inc

GROSS : 101640 lb
TARE : 38120 lb
NET : 63520 lb

SHIP LOC. : 4 Rochester

JOB PO # :

MAP PAGE :

TRUCK TYPE : Picked Up
TRUCK # : 18-703
TRAILER # : 18-703

NET TONS : 31.76 tn
DAILY TONS : 214.49 tn
JOB TOTAL : 2950.03 tn

CUSTOMER SIGN:_____Ticket B

STANDBY TIME:_____

STANDBY INITIALS:_____

NOTES:

~~Lot 8~~

QUALITY ROCK PRODUCTS, INC.

10201 LITTLEROCK RD SW - OLYMPIA, WA 98512 - OFFICE: 360-754-7777

TICKET # 482082

DATE & TIME: 9/14/2011 11:16:17 AM

CUSTOMER: 22650 - DLB Earthworks

JOB : 11555 - East Bay Public Plaza
JOB ADD.: 421 Jefferson St NE
JOB CITY: Olympia

PRODUCT : 92 - Certified Scale Contaminated Dirt Back Haul

CARRIER : 4103 - Mumme Excavating LLC

GROSS : 106760 lb
TARE : 40080 lb
NET : 66680 lb

SHIP LOC. : 4 Rochester

JOB PO # :

MAP PAGE :

TRUCK TYPE : Picked Up
TRUCK # : MUMME11
TRAILER # :

NET TONS : 33.34 tn
DAILY TONS : 182.73 tn
JOB TOTAL : 2918.27 tn

CUSTOMER SIGN:_____Ticket C

STANDBY TIME:_____

STANDBY INITIALS:_____

NOTES: Lot 8

QUALITY ROCK PRODUCTS, INC.

10201 LITTLEROCK RD SW - OLYMPIA, WA 98512 - OFFICE: 360-754-7777

TICKET # 482075

DATE & TIME: 9/14/2011 10:48:46 AM

CUSTOMER: 22650 - DLB Earthworks

JOB : 11555 - East Bay Public Plaza
JOB ADD.: 421 Jefferson St NE
JOB CITY: Olympia

PRODUCT : 92 - Certified Scale Contaminated Dirt Back Haul

CARRIER : 01 - Quality Rock Products Inc

GROSS : 100580 lb
TARE : 39320 lb
NET : 61260 lb

SHIP LOC. : 4 Rochester

JOB PO # :

MAP PAGE :

TRUCK TYPE : Picked Up
TRUCK # : 18-701
TRAILER # : 18-701

NET TONS : 30.63 tn
DAILY TONS : 149.39 tn
JOB TOTAL : 2884.93 tn

CUSTOMER SIGN:_____Ticket B

STANDBY TIME:_____

STANDBY INITIALS:_____

NOTES: Lot 8

QUALITY ROCK PRODUCTS, INC.

10201 LITTLEROCK RD SW - OLYMPIA, WA 98512 - OFFICE: 360-754-7777

TICKET # 482073

DATE & TIME: 9/14/2011 10:44:38 AM

CUSTOMER: 22650 - DLB Earthworks

JOB : 11555 - East Bay Public Plaza
JOB ADD.: 421 Jefferson St NE
JOB CITY: Olympia

PRODUCT : 92 - Certified Scale Contaminated Dirt Back Haul

CARRIER : 01 - Quality Rock Products Inc

GROSS : 97580 lb
TARE : 38460 lb
NET : 59120 lb

SHIP LOC. : 4 Rochester

JOB PO # :

MAP PAGE :

TRUCK TYPE : Picked Up
TRUCK # : 18-708
TRAILER # : 18-708

NET TONS : 29.56 tn
DAILY TONS : 118.76 tn
JOB TOTAL : 2854.30 tn

CUSTOMER SIGN:_____Ticket A

STANDBY TIME:_____

STANDBY INITIALS:_____

NOTES: Lot 8

QUALITY ROCK PRODUCTS, INC.

10201 LITTLEROCK RD SW - OLYMPIA, WA 98512 - OFFICE: 360-754-7777

TICKET # 482043

DATE & TIME: 9/14/2011 8:07:21 AM

CUSTOMER: 22650 - DLB Earthworks

JOB : 11555 - East Bay Public Plaza
JOB ADD.: 421 Jefferson St NE
JOB CITY: Olympia

PRODUCT : 92 - Certified Scale Contaminated Dirt Back Haul

CARRIER : 01 - Quality Rock Products Inc

GROSS : 96260 lb
TARE : 38120 lb
NET : 58140 lb

SHIP LOC. : 4 Rochester

JOB PO # :

MAP PAGE :

TRUCK TYPE : Picked Up
TRUCK # : 18-703
TRAILER # : 18-703

NET TONS : 29.07 tn
DAILY TONS : 89.20 tn
JOB TOTAL : 2824.74 tn

CUSTOMER SIGN: Kim Hardy Ticket C

STANDBY TIME:

STANDBY INITIALS:

NOTES:

~~Lot 8~~

QUALITY ROCK PRODUCTS, INC.

10201 LITTLEROCK RD SW - OLYMPIA, WA 98512 - OFFICE: 360-754-7777

TICKET # 482042

DATE & TIME: 9/14/2011 8:05:23 AM

CUSTOMER: 22650 - DLB Earthworks

JOB : 11555 - East Bay Public Plaza
JOB ADD.: 421 Jefferson St NE
JOB CITY: Olympia

PRODUCT : 92 - Certified Scale Contaminated Dirt Back Haul

CARRIER : 01 - Quality Rock Products Inc

GROSS : 98380 lb
TARE : 37840 lb
NET : 60540 lb

SHIP LOC. : 4 Rochester

JOB PO # :

MAP PAGE :

TRUCK TYPE : Picked Up
TRUCK # : 18-704
TRAILER # : 18-704

NET TONS : 30.27 tn
DAILY TONS : 60.13 tn
JOB TOTAL : 2795.67 tn

CUSTOMER SIGN: Ticket B

STANDBY TIME:

STANDBY INITIALS:

NOTES:

~~Lot 8~~

Weyerhaeuser Company
Integrated Waste Management
Material Recovery / Transfer Facility
PO Box 188
Longview, WA 98632
(206) 578-4615

QUALITY ROCK PRODUCTS, INC.

10201 LITTLEROCK RD SW - OLYMPIA, WA 98512 - OFFICE: 360-754-7777

TICKET # 482039

DATE & TIME: 9/14/2011 7:47:29 AM

CUSTOMER: 22650 - DLB Earthworks

JOB : 11555 - East Bay Public Plaza
JOB ADD.: 421 Jefferson St NE
JOB CITY: Olympia

PRODUCT : 92 - Certified Scale Contaminated Dirt Back Haul

CARRIER : 4103 - Mumme Excavating LLC

GROSS : 99800 lb
TARE : 40080 lb
NET : 59720 lb

SHIP LOC. : 4 Rochester

JOB PO # :

MAP PAGE :

TRUCK TYPE : Picked Up
TRUCK # : MUMME11
TRAILER # :

NET TONS : 29.86 tn
DAILY TONS : 29.86 tn
JOB TOTAL : 2765.40 tn

CUSTOMER SIGN: Ticket C

STANDBY TIME:

STANDBY INITIALS:

NOTES:

~~Lot 8~~

Weyerhaeuser Company
Integrated Waste Management
Material Recovery / Transfer Facility
PO Box 188
Longview, WA 98632
(206) 578-4615

QUALITY ROCK PRODUCTS, INC.

10201 LITTLEROCK RD SW - OLYMPIA, WA 98512 - OFFICE: 360-754-7777

TICKET # 301407

DATE & TIME: 9/13/2011 2:14:35 PM

CUSTOMER: 22650 - DLB Earthworks

JOB : 11555 - East Bay Public Plaza
JOB ADD.: 421 Jefferson St NE
JOB CITY: Olympia

PRODUCT : 92 - Certified Scale Contaminated Dirt Backhaul

CARRIER : 01 - Quality Rock Products, Inc.

GROSS : 98040 lb
TARE : 38500 lb
NET : 59540 lb

SHIP LOC. : 2

JOB PO # :

MAP PAGE :

TRUCK TYPE : Picked Up
TRUCK # : 18-708
TRAILER # : 18-708

NET TONS : 29.77 tn
DAILY TONS : 58.40 tn
JOB TOTAL : 410.46 tn

CUSTOMER SIGN:_____Ticket B

STANDBY TIME:_____

STANDBY INITIALS:_____

NOTES:

~~Lot 8~~

QUALITY ROCK PRODUCTS, INC.

10201 LITTLEROCK RD SW - OLYMPIA, WA 98512 - OFFICE: 360-754-7777

TICKET # 301401

DATE & TIME: 9/13/2011 1:31:26 PM

CUSTOMER: 22650 - DLB Earthworks

JOB : 11555 - East Bay Public Plaza
JOB ADD.: 421 Jefferson St NE
JOB CITY: Olympia

PRODUCT : 92 - Certified Scale Contaminated Dirt Backhaul

CARRIER : 01 - Quality Rock Products, Inc.

GROSS : 95580 lb
TARE : 38320 lb
NET : 57260 lb

SHIP LOC. : 2

JOB PO # :

MAP PAGE :

TRUCK TYPE : Picked Up
TRUCK # : 18-701
TRAILER # : 18-701

NET TONS : 28.63 tn
DAILY TONS : 28.63 tn
JOB TOTAL : 380.69 tn

CUSTOMER SIGN:_____Ticket C

STANDBY TIME:_____

STANDBY INITIALS:_____

NOTES:

~~Lot 8~~

QUALITY ROCK PRODUCTS, INC.

10201 LITTLEROCK RD SW - OLYMPIA, WA 98512 - OFFICE: 360-754-7777

TICKET # 481958

DATE & TIME: 9/13/2011 11:58:11 AM

CUSTOMER: 22650 - DLB Earthworks

JOB : 11555 - East Bay Public Plaza
JOB ADD.: 421 Jefferson St NE
JOB CITY: Olympia

PRODUCT : 92 - Certified Scale Contaminated Dirt Back Haul

CARRIER : 01 - Quality Rock Products Inc

GROSS : 102120 lb
TARE : 37840 lb
NET : 64280 lb

SHIP LOC. : 4 Rochester

JOB PO # :

MAP PAGE :

TRUCK TYPE : Picked Up
TRUCK # : 18-704
TRAILER # : 18-704

NET TONS : 32.14 tn
DAILY TONS : 254.01 tn
JOB TOTAL : 2735.54 tn

CUSTOMER SIGN:_____Ticket B

STANDBY TIME:_____

STANDBY INITIALS:_____

NOTES:

~~Lot 8~~

QUALITY ROCK PRODUCTS, INC.

10201 LITTLEROCK RD SW - OLYMPIA, WA 98512 - OFFICE: 360-754-7777

TICKET # 481951

DATE & TIME: 9/13/2011 11:36:16 AM

CUSTOMER: 22650 - DLB Earthworks

JOB : 11555 - East Bay Public Plaza
JOB ADD.: 421 Jefferson St NE
JOB CITY: Olympia

PRODUCT : 92 - Certified Scale Contaminated Dirt Back Haul

CARRIER : 01 - Quality Rock Products Inc

GROSS : 97380 lb
TARE : 38120 lb
NET : 59260 lb

SHIP LOC. : 4 Rochester

JOB PO # :

MAP PAGE :

TRUCK TYPE : Picked Up
TRUCK # : 18-703
TRAILER # : 18-703

NET TONS : 29.63 tn
DAILY TONS : 221.87 tn
JOB TOTAL : 2703.40 tn

CUSTOMER SIGN:_____Ticket B

STANDBY TIME:_____

STANDBY INITIALS:_____

NOTES:

Lot 8

QUALITY ROCK PRODUCTS, INC.

10201 LITTLEROCK RD SW - OLYMPIA, WA 98512 - OFFICE: 360-754-7777

TICKET # 481949

DATE & TIME: 9/13/2011 11:19:54 AM

CUSTOMER: 22650 - DLB Earthworks

JOB : 11555 - East Bay Public Plaza
JOB ADD.: 421 Jefferson St NE
JOB CITY: Olympia

PRODUCT : 92 - Certified Scale Contaminated Dirt Back Haul

CARRIER : 4103 - Mumme Excavating LLC

GROSS : 103280 lb
TARE : 40080 lb
NET : 63200 lb

SHIP LOC. : 4 Rochester

JOB PO # :

MAP PAGE :

TRUCK TYPE : Picked Up
TRUCK # : MUMME11
TRAILER # :

NET TONS : 31.60 tn
DAILY TONS : 192.24 tn
JOB TOTAL : 2673.77 tn

CUSTOMER SIGN:_____Ticket C

STANDBY TIME:_____

STANDBY INITIALS:_____

NOTES:

Lot 8

QUALITY ROCK PRODUCTS, INC.

10201 LITTLEROCK RD SW - OLYMPIA, WA 98512 - OFFICE: 360-754-7777

TICKET # 481940

DATE & TIME: 9/13/2011 10:05:36 AM

CUSTOMER: 22650 - DLB Earthworks

JOB : 11555 - East Bay Public Plaza
JOB ADD.: 421 Jefferson St NE
JOB CITY: Olympia

PRODUCT : 92 - Certified Scale Contaminated Dirt Back Haul

CARRIER : 01 - Quality Rock Products Inc

GROSS : 102720 lb
TARE : 38460 lb
NET : 64260 lb

SHIP LOC. : 4 Rochester

JOB PO # :

MAP PAGE :

TRUCK TYPE : Picked Up
TRUCK # : 18-708
TRAILER # : 18-708

NET TONS : 32.13 tn
DAILY TONS : 160.64 tn
JOB TOTAL : 2642.17 tn

CUSTOMER SIGN:_____Ticket A

STANDBY TIME:_____

STANDBY INITIALS:_____

NOTES:

Lot 8

QUALITY ROCK PRODUCTS, INC.

10201 LITTLEROCK RD SW - OLYMPIA, WA 98512 - OFFICE: 360-754-7777

TICKET # 481937

CUSTOMER: 22650 - DLB Earthworks

JOB : 11555 - East Bay Public Plaza
JOB ADD.: 421 Jefferson St NE
JOB CITY: Olympia

PRODUCT : 92 - Certified Scale Contaminated Dirt Back Haul

CARRIER : 01 - Quality Rock Products Inc

GROSS : 98660 lb
TARE : 39320 lb
NET : 59340 lb

DATE & TIME: 9/13/2011 9:52:38 AM

SHIP LOC. : 4 Rochester

JOB PO # :

MAP PAGE :

TRUCK TYPE : Picked Up
TRUCK # : 18-701
TRAILER # : 18-701

NET TONS : 29.67 tn
DAILY TONS : 128.51 tn
JOB TOTAL : 2610.04 tn

CUSTOMER SIGN:_____Ticket C

STANDBY TIME:_____

STANDBY INITIALS:_____

NOTES:

Lot 8

QUALITY ROCK PRODUCTS, INC.

10201 LITTLEROCK RD SW - OLYMPIA, WA 98512 - OFFICE: 360-754-7777

TICKET # 481918

CUSTOMER: 22650 - DLB Earthworks

JOB : 11555 - East Bay Public Plaza
JOB ADD.: 421 Jefferson St NE
JOB CITY: Olympia

PRODUCT : 92 - Certified Scale Contaminated Dirt Back Haul

CARRIER : 01 - Quality Rock Products Inc

GROSS : 97120 lb
TARE : 37840 lb
NET : 59280 lb

DATE & TIME: 9/13/2011 8:15:58 AM

SHIP LOC. : 4 Rochester

JOB PO # :

MAP PAGE :

TRUCK TYPE : Picked Up
TRUCK # : 18-704
TRAILER # : 18-704

NET TONS : 29.64 tn
DAILY TONS : 98.84 tn
JOB TOTAL : 2580.37 tn

CUSTOMER SIGN:_____Ticket A

STANDBY TIME:_____

STANDBY INITIALS:_____

NOTES:

Lot 8

QUALITY ROCK PRODUCTS, INC.

10201 LITTLEROCK RD SW - OLYMPIA, WA 98512 - OFFICE: 360-754-7777

TICKET # 481914

CUSTOMER: 22650 - DLB Earthworks

JOB : 11555 - East Bay Public Plaza
JOB ADD.: 421 Jefferson St NE
JOB CITY: Olympia

PRODUCT : 92 - Certified Scale Contaminated Dirt Back Haul

CARRIER : 01 - Quality Rock Products Inc

GROSS : 100780 lb
TARE : 38120 lb
NET : 62660 lb

DATE & TIME: 9/13/2011 7:56:00 AM

SHIP LOC. : 4 Rochester

JOB PO # :

MAP PAGE :

TRUCK TYPE : Picked Up
TRUCK # : 18-703
TRAILER # : 18-703

NET TONS : 31.33 tn
DAILY TONS : 69.20 tn
JOB TOTAL : 2550.73 tn

CUSTOMER SIGN:_____Ticket B

STANDBY TIME:_____

STANDBY INITIALS:_____

NOTES:

Lot 8

QUALITY ROCK PRODUCTS, INC.

10201 LITTLEROCK RD SW - OLYMPIA, WA 98512 - OFFICE: 360-754-7777

TICKET # 481913

DATE & TIME: 9/13/2011 7:54:47 AM

CUSTOMER: 22650 - DLB Earthworks

JOB : 11555 - East Bay Public Plaza
JOB ADD.: 421 Jefferson St NE
JOB CITY: Olympia

PRODUCT : 92 - Certified Scale Contaminated Dirt Back Haul

CARRIER : 4103 - Mumme Excavating LLC

GROSS : 115820 lb
TARE : 40080 lb
NET : 75740 lb

SHIP LOC. : 4 Rochester

JOB PO # :

MAP PAGE :

TRUCK TYPE : Picked Up
TRUCK # : MUMME11
TRAILER # :

NET TONS : 37.87 tn
DAILY TONS : 37.87 tn
JOB TOTAL : 2519.40 tn

CUSTOMER SIGN:_____Ticket B

STANDBY TIME:_____

STANDBY INITIALS:_____

Lot 8

NOTES:

Integrated Waste Management
Material Recovery / Transfer Facility
PO Box 188
Longview, WA 98632
(206) 578-4616

QUALITY ROCK PRODUCTS, INC.

10201 LITTLEROCK RD SW - OLYMPIA, WA 98512 - OFFICE: 360-754-7777

TICKET # 301358

DATE & TIME: 9/12/2011 3:12:22 PM

CUSTOMER: 22650 - DLB Earthworks

JOB : 11555 - East Bay Public Plaza
JOB ADD.: 421 Jefferson St NE
JOB CITY: Olympia

PRODUCT : 92 - Certified Scale Contaminated Dirt Backhaul

CARRIER : 01 - Quality Rock Products, Inc.

GROSS : 104100 lb
TARE : 38500 lb
NET : 65600 lb

SHIP LOC. : 2

JOB PO # :

MAP PAGE :

TRUCK TYPE : Picked Up
TRUCK # : 18-708
TRAILER # : 18-708

NET TONS : 32.80 tn
DAILY TONS : 67.92 tn
JOB TOTAL : 352.06 tn

Lot 8

CUSTOMER SIGN:_____Ticket B

STANDBY TIME:_____

STANDBY INITIALS:_____

NOTES:

QUALITY ROCK PRODUCTS, INC.

10201 LITTLEROCK RD SW - OLYMPIA, WA 98512 - OFFICE: 360-754-7777

TICKET # 301349

DATE & TIME: 9/12/2011 1:47:56 PM

CUSTOMER: 22650 - DLB Earthworks

JOB : 11555 - East Bay Public Plaza
JOB ADD.: 421 Jefferson St NE
JOB CITY: Olympia

PRODUCT : 92 - Certified Scale Contaminated Dirt Backhaul

CARRIER : 01 - Quality Rock Products, Inc.

GROSS : 108560 lb
TARE : 38320 lb
NET : 70240 lb

SHIP LOC. : 2

JOB PO # :

MAP PAGE :

TRUCK TYPE : Picked Up
TRUCK # : 18-701
TRAILER # : 18-701

NET TONS : 35.12 tn
DAILY TONS : 35.12 tn
JOB TOTAL : 319.26 tn

Lot 8

CUSTOMER SIGN:_____Ticket C

STANDBY TIME:_____

STANDBY INITIALS:_____

NOTES:

QUALITY ROCK PRODUCTS, INC.

10201 LITTLEROCK RD SW - OLYMPIA, WA 98512 - OFFICE: 360-754-7777

TICKET # 481886

DATE & TIME: 9/12/2011 12:12:47 PM

CUSTOMER: 22650 - DLB Earthworks

JOB : 11555 - East Bay Public Plaza
JOB ADD.: 421 Jefferson St NE
JOB CITY: Olympia

PRODUCT : 92 - Certified Scale Contaminated Dirt Back Haul

CARRIER : 01 - Quality Rock Products Inc

GROSS : 96780 lb
TARE : 38120 lb
NET : 58660 lb

SHIP LOC. : 4 Rochester

JOB PO # :

MAP PAGE :

TRUCK TYPE : Picked Up
TRUCK # : 18-703
TRAILER # : 18-703

Lot 8

NET TONS : 29.33 tn
DAILY TONS : 212.39 tn
JOB TOTAL : 2481.53 tn

CUSTOMER SIGN:_____Ticket B

STANDBY TIME:_____

STANDBY INITIALS:_____

NOTES:

QUALITY ROCK PRODUCTS, INC.

10201 LITTLEROCK RD SW - OLYMPIA, WA 98512 - OFFICE: 360-754-7777

TICKET # 481885

DATE & TIME: 9/12/2011 12:03:23 PM

CUSTOMER: 22650 - DLB Earthworks

JOB : 11555 - East Bay Public Plaza
JOB ADD.: 421 Jefferson St NE
JOB CITY: Olympia

PRODUCT : 92 - Certified Scale Contaminated Dirt Back Haul

CARRIER : 01 - Quality Rock Products Inc

GROSS : 115380 lb
TARE : 37840 lb
NET : 77540 lb

SHIP LOC. : 4 Rochester

JOB PO # :

MAP PAGE :

TRUCK TYPE : Picked Up
TRUCK # : 18-704
TRAILER # : 18-704

Lot 8

NET TONS : 38.77 tn
DAILY TONS : 183.06 tn
JOB TOTAL : 2452.20 tn

CUSTOMER SIGN:_____Ticket A

STANDBY TIME:_____

STANDBY INITIALS:_____

NOTES:

QUALITY ROCK PRODUCTS, INC.

10201 LITTLEROCK RD SW - OLYMPIA, WA 98512 - OFFICE: 360-754-7777

TICKET # 481882

DATE & TIME: 9/12/2011 11:25:40 AM

CUSTOMER: 22650 - DLB Earthworks

JOB : 11555 - East Bay Public Plaza
JOB ADD.: 421 Jefferson St NE
JOB CITY: Olympia

PRODUCT : 92 - Certified Scale Contaminated Dirt Back Haul

CARRIER : 01 - Quality Rock Products Inc

GROSS : 103980 lb
TARE : 38460 lb
NET : 65520 lb

SHIP LOC. : 4 Rochester

JOB PO # :

MAP PAGE :

TRUCK TYPE : Picked Up
TRUCK # : 18-708
TRAILER # : 18-708

Lot 8

NET TONS : 32.76 tn
DAILY TONS : 144.29 tn
JOB TOTAL : 2413.43 tn

CUSTOMER SIGN:_____Ticket B

STANDBY TIME:_____

STANDBY INITIALS:_____

NOTES:

QUALITY ROCK PRODUCTS, INC.

10201 LITTLEROCK RD SW - OLYMPIA, WA 98512 - OFFICE: 360-754-7777

TICKET # 481875

DATE & TIME: 9/12/2011 10:06:48 AM

CUSTOMER: 22650 - DLB Earthworks

JOB : 11555 - East Bay Public Plaza
JOB ADD.: 421 Jefferson St NE
JOB CITY: Olympia

PRODUCT : 92 - Certified Scale Contaminated Dirt Back Haul

CARRIER : 01 - Quality Rock Products Inc

GROSS : 100420 lb
TARE : 39320 lb
NET : 61100 lb

SHIP LOC. : 4 Rochester

JOB PO # :

MAP PAGE :

TRUCK TYPE : Picked Up
TRUCK # : 18-701
TRAILER # : 18-701

Lot 8

NET TONS : 30.55 tn
DAILY TONS : 111.53 tn
JOB TOTAL : 2380.67 tn

CUSTOMER SIGN:_____Ticket B

STANDBY TIME:_____

STANDBY INITIALS:_____

NOTES:

Longview, WA 98632
(360) 578-4616

QUALITY ROCK PRODUCTS, INC.

10201 LITTLEROCK RD SW - OLYMPIA, WA 98512 - OFFICE: 360-754-7777

TICKET # 481862

DATE & TIME: 9/12/2011 8:23:40 AM

CUSTOMER: 22650 - DLB Earthworks

JOB : 11555 - East Bay Public Plaza
JOB ADD.: 421 Jefferson St NE
JOB CITY: Olympia

PRODUCT : 92 - Certified Scale Contaminated Dirt Back Haul

CARRIER : 01 - Quality Rock Products Inc

GROSS : 98300 lb
TARE : 38120 lb
NET : 60180 lb

SHIP LOC. : 4 Rochester

JOB PO # :

MAP PAGE :

TRUCK TYPE : Picked Up
TRUCK # : 18-703
TRAILER # : 18-703

Lot 8

NET TONS : 30.09 tn
DAILY TONS : 80.98 tn
JOB TOTAL : 2350.12 tn

CUSTOMER SIGN:_____Ticket B

STANDBY TIME:_____

STANDBY INITIALS:_____

NOTES:

Longview, WA 98632

QUALITY ROCK PRODUCTS, INC.

10201 LITTLEROCK RD SW - OLYMPIA, WA 98512 - OFFICE: 360-754-7777

TICKET # 481860

DATE & TIME: 9/12/2011 8:11:13 AM

CUSTOMER: 22650 - DLB Earthworks

JOB : 11555 - East Bay Public Plaza
JOB ADD.: 421 Jefferson St NE
JOB CITY: Olympia

PRODUCT : 92 - Certified Scale Contaminated Dirt Back Haul

CARRIER : 01 - Quality Rock Products Inc

GROSS : 97540 lb
TARE : 37840 lb
NET : 59700 lb

SHIP LOC. : 4 Rochester

JOB PO # :

MAP PAGE :

TRUCK TYPE : Picked Up
TRUCK # : 18-704
TRAILER # : 18-704

Lot 8

NET TONS : 29.85 tn
DAILY TONS : 50.89 tn
JOB TOTAL : 2320.03 tn

CUSTOMER SIGN:_____Ticket B

STANDBY TIME:_____

STANDBY INITIALS:_____

NOTES:

Longview, WA 98632
(360) 578-4616

QUALITY ROCK PRODUCTS, INC.

10201 LITTLEROCK RD SW - OLYMPIA, WA 98512 - OFFICE: 360-754-7777

TICKET # 481856

DATE & TIME: 9/12/2011 7:55:13 AM

CUSTOMER: 22650 - DLB Earthworks

JOB : 11555 - East Bay Public Plaza
JOB ADD.: 421 Jefferson St NE
JOB CITY: Olympia

PRODUCT : 92 - Certified Scale Contaminated Dirt Back Haul

CARRIER : 01 - Quality Rock Products Inc

GROSS : 80540 lb
TARE : 38460 lb
NET : 42080 lb

SHIP LOC. : 4 Rochester

JOB PO # :

MAP PAGE :

TRUCK TYPE : Picked Up
TRUCK # : 18-708
TRAILER # : 18-708

NET TONS : 21.04 tn
DAILY TONS : 21.04 tn
JOB TOTAL : 2290.18 tn

CUSTOMER SIGN:_____Ticket A

STANDBY TIME:_____

STANDBY INITIALS:_____

NOTES: ~~Lot 8~~

QUALITY ROCK PRODUCTS, INC.

10201 LITTLEROCK RD SW - OLYMPIA, WA 98512 - OFFICE: 360-754-7777

TICKET # 481811

DATE & TIME: 9/9/2011 1:06:34 PM

CUSTOMER: 22650 - DLB Earthworks

JOB : 11555 - East Bay Public Plaza
JOB ADD.: 421 Jefferson St NE
JOB CITY: Olympia

PRODUCT : 92 - Certified Scale Contaminated Dirt Back Haul

CARRIER : 01 - Quality Rock Products Inc

GROSS : 99720 lb
TARE : 39320 lb
NET : 60400 lb

SHIP LOC. : 4 Rochester

JOB PO # :

MAP PAGE :

TRUCK TYPE : Picked Up
TRUCK # : 18-701
TRAILER # : 18-701

NET TONS : 30.20 tn
DAILY TONS : 117.10 tn
JOB TOTAL : 2269.14 tn

CUSTOMER SIGN:_____Ticket B

STANDBY TIME:_____

STANDBY INITIALS:_____

NOTES:

Material Recovery, Transfer Facility
PO Box 188
WA 98632

QUALITY ROCK PRODUCTS, INC.

10201 LITTLEROCK RD SW - OLYMPIA, WA 98512 - OFFICE: 360-754-7777

TICKET # 481804

DATE & TIME: 9/9/2011 12:21:51 PM

CUSTOMER: 22650 - DLB Earthworks

JOB : 11555 - East Bay Public Plaza
JOB ADD.: 421 Jefferson St NE
JOB CITY: Olympia

PRODUCT : 92 - Certified Scale Contaminated Dirt Back Haul

CARRIER : 01 - Quality Rock Products Inc

GROSS : 98740 lb
TARE : 38460 lb
NET : 60280 lb

SHIP LOC. : 4 Rochester

JOB PO # :

MAP PAGE :

TRUCK TYPE : Picked Up
TRUCK # : 18-708
TRAILER # : 18-708

NET TONS : 30.14 tn
DAILY TONS : 86.90 tn
JOB TOTAL : 2238.94 tn

CUSTOMER SIGN:_____Ticket B

STANDBY TIME:_____

STANDBY INITIALS:_____

NOTES:

Material Recovery, Transfer Facility
PO Box 188
WA 98632

QUALITY ROCK PRODUCTS, INC.

10201 LITTLEROCK RD SW - OLYMPIA, WA 98512 - OFFICE: 360-754-7777

TICKET # 481772

DATE & TIME: 9/9/2011 8:19:11 AM

CUSTOMER: 22650 - DLB Earthworks

JOB : 11555 - East Bay Public Plaza
JOB ADD.: 421 Jefferson St NE
JOB CITY: Olympia

PRODUCT : 92 - Certified Scale Contaminated Dirt Back Haul

CARRIER : 01 - Quality Rock Products Inc

GROSS : 97900 lb
TARE : 38460 lb
NET : 59440 lb

SHIP LOC. : 4 Rochester

JOB PO # :

MAP PAGE :

TRUCK TYPE : Picked Up
TRUCK # : 18-708
TRAILER # : 18-708

NET TONS : 29.72 tn
DAILY TONS : 56.76 tn
JOB TOTAL : 2208.80 tn

CUSTOMER SIGN:_____Ticket A

STANDBY TIME:_____

STANDBY INITIALS:_____

NOTES:

QUALITY ROCK PRODUCTS, INC.

10201 LITTLEROCK RD SW - OLYMPIA, WA 98512 - OFFICE: 360-754-7777

TICKET # 481765

DATE & TIME: 9/9/2011 7:57:59 AM

CUSTOMER: 22650 - DLB Earthworks

JOB : 11555 - East Bay Public Plaza
JOB ADD.: 421 Jefferson St NE
JOB CITY: Olympia

PRODUCT : 92 - Certified Scale Contaminated Dirt Back Haul

CARRIER : 01 - Quality Rock Products Inc

GROSS : 93400 lb
TARE : 39320 lb
NET : 54080 lb

SHIP LOC. : 4 Rochester

JOB PO # :

MAP PAGE :

TRUCK TYPE : Picked Up
TRUCK # : 18-701
TRAILER # : 18-701

NET TONS : 27.04 tn
DAILY TONS : 27.04 tn
JOB TOTAL : 2179.08 tn

CUSTOMER SIGN:_____Ticket B

STANDBY TIME:_____

STANDBY INITIALS:_____

NOTES:

Weyerhaeuser Company
Integrated Waste Management
Material Recovery / Transfer Facility
PO Box 188
Longview, WA 98632
(360) 578-4614

QUALITY ROCK PRODUCTS, INC.

10201 LITTLEROCK RD SW - OLYMPIA, WA 98512 - OFFICE: 360-754-7777

TICKET # 481594

DATE & TIME: 9/7/2011 12:18:22 PM

CUSTOMER: 22650 - DLB Earthworks

JOB : 11555 - East Bay Public Plaza
JOB ADD.: 421 Jefferson St NE
JOB CITY: Olympia

PRODUCT : 92 - Certified Scale Contaminated Dirt Back Haul

CARRIER : 01 - Quality Rock Products Inc

GROSS : 107240 lb
TARE : 38120 lb
NET : 69120 lb

SHIP LOC. : 4 Rochester

JOB PO # :

MAP PAGE : ~~Lot 8~~

TRUCK TYPE : Picked Up
TRUCK # : 18-703
TRAILER # : 18-703

NET TONS : 34.56 tn
DAILY TONS : 133.42 tn
JOB TOTAL : 2152.04 tn

CUSTOMER SIGN:_____Ticket B

STANDBY TIME:_____

STANDBY INITIALS:_____

NOTES:

QUALITY ROCK PRODUCTS, INC.

10201 LITTLEROCK RD SW - OLYMPIA, WA 98512 - OFFICE: 360-754-7777

TICKET # 481589

DATE & TIME: 9/7/2011 11:43:56 AM

CUSTOMER: 22650 - DLB Earthworks

JOB : 11555 - East Bay Public Plaza
JOB ADD.: 421 Jefferson St NE
JOB CITY: Olympia

PRODUCT : 92 - Certified Scale Contaminated Dirt Back Haul

CARRIER : 01 - Quality Rock Products Inc

GROSS : 103280 lb
TARE : 38460 lb
NET : 64820 lb

SHIP LOC. : 4 Rochester

JOB PO # :

MAP PAGE :

TRUCK TYPE : Picked Up
TRUCK # : 18-708
TRAILER # : 18-708

NET TONS : 32.41 tn
DAILY TONS : 98.86 tn
JOB TOTAL : 2117.48 tn

CUSTOMER SIGN: _____ Ticket B

STANDBY TIME: _____

STANDBY INITIALS: _____

NOTES:

QUALITY ROCK PRODUCTS, INC.

10201 LITTLEROCK RD SW - OLYMPIA, WA 98512 - OFFICE: 360-754-7777

TICKET # 481562

DATE & TIME: 9/7/2011 8:33:55 AM

CUSTOMER: 22650 - DLB Earthworks

JOB : 11555 - East Bay Public Plaza
JOB ADD.: 421 Jefferson St NE
JOB CITY: Olympia

PRODUCT : 92 - Certified Scale Contaminated Dirt Back Haul

CARRIER : 01 - Quality Rock Products Inc

GROSS : 107660 lb
TARE : 38120 lb
NET : 69540 lb

SHIP LOC. : 4 Rochester

JOB PO # :

MAP PAGE : ~~Lot 8~~

TRUCK TYPE : Picked Up
TRUCK # : 18-703
TRAILER # : 18-703

NET TONS : 34.77 tn
DAILY TONS : 66.45 tn
JOB TOTAL : 2085.07 tn

CUSTOMER SIGN: _____ Ticket B

STANDBY TIME: _____

STANDBY INITIALS: _____

NOTES:

QUALITY ROCK PRODUCTS, INC.

10201 LITTLEROCK RD SW - OLYMPIA, WA 98512 - OFFICE: 360-754-7777

TICKET # 481557

DATE & TIME: 9/7/2011 8:02:29 AM

CUSTOMER: 22650 - DLB Earthworks

JOB : 11555 - East Bay Public Plaza
JOB ADD.: 421 Jefferson St NE
JOB CITY: Olympia

PRODUCT : 92 - Certified Scale Contaminated Dirt Back Haul

CARRIER : 01 - Quality Rock Products Inc

GROSS : 101820 lb
TARE : 38460 lb
NET : 63360 lb

SHIP LOC. : 4 Rochester

JOB PO # :

MAP PAGE : ~~Lot 8~~

TRUCK TYPE : Picked Up
TRUCK # : 18-708
TRAILER # : 18-708

NET TONS : 31.68 tn
DAILY TONS : 31.68 tn
JOB TOTAL : 2050.30 tn

CUSTOMER SIGN: _____ Ticket B

STANDBY TIME: _____

STANDBY INITIALS: _____

NOTES:

QUALITY ROCK PRODUCTS, INC.

10201 LITTLEROCK RD SW - OLYMPIA, WA 98512 - OFFICE: 360-754-7777

TICKET # 301189

CUSTOMER: 22650 - DLB Earthworks

JOB : 11555 - East Bay Public Plaza
JOB ADD.: 421 Jefferson St NE
JOB CITY: Olympia

PRODUCT : 92 - Certified Scale Contaminated Dirt Backhaul

CARRIER : 01 - Quality Rock Products, Inc.

GROSS : 102960 lb
TARE : 38320 lb
NET : 64640 lb

DATE & TIME: 9/6/2011 1:25:55 PM

SHIP LOC. : 2

JOB PO # :

MAP PAGE :

TRUCK TYPE : Picked Up
TRUCK # : 18-701
TRAILER # : 18-701

NET TONS : 32.32 tn
DAILY TONS : 32.32 tn
JOB TOTAL : 284.14 tn

CUSTOMER SIGN:_____Ticket B

STANDBY TIME:_____

STANDBY INITIALS:_____

NOTES:

QUALITY ROCK PRODUCTS, INC.

10201 LITTLEROCK RD SW - OLYMPIA, WA 98512 - OFFICE: 360-754-7777

TICKET # 481530

CUSTOMER: 22650 - DLB Earthworks

JOB : 11555 - East Bay Public Plaza
JOB ADD.: 421 Jefferson St NE
JOB CITY: Olympia

PRODUCT : 92 - Certified Scale Contaminated Dirt Back Haul

CARRIER : 01 - Quality Rock Products Inc

GROSS : 93260 lb
TARE : 38120 lb
NET : 55140 lb

DATE & TIME: 9/6/2011 1:06:02 PM

SHIP LOC. : 4 Rochester

JOB PO # :

MAP PAGE :

TRUCK TYPE : Picked Up
TRUCK # : 18-703
TRAILER # : 18-703

NET TONS : 27.57 tn
DAILY TONS : 158.07 tn
JOB TOTAL : 2018.62 tn

CUSTOMER SIGN:_____Ticket B

STANDBY TIME:_____

STANDBY INITIALS:_____

NOTES:

QUALITY ROCK PRODUCTS, INC.

10201 LITTLEROCK RD SW - OLYMPIA, WA 98512 - OFFICE: 360-754-7777

TICKET # 481529

CUSTOMER: 22650 - DLB Earthworks

JOB : 11555 - East Bay Public Plaza
JOB ADD.: 421 Jefferson St NE
JOB CITY: Olympia

PRODUCT : 92 - Certified Scale Contaminated Dirt Back Haul

CARRIER : 01 - Quality Rock Products Inc

GROSS : 101240 lb
TARE : 38460 lb
NET : 62780 lb

DATE & TIME: 9/6/2011 12:58:32 PM

SHIP LOC. : 4 Rochester

JOB PO # :

MAP PAGE :

TRUCK TYPE : Picked Up
TRUCK # : 18-708
TRAILER # : 18-708

NET TONS : 31.39 tn
DAILY TONS : 130.50 tn
JOB TOTAL : 1991.05 tn

CUSTOMER SIGN:_____Ticket A

STANDBY TIME:_____

STANDBY INITIALS:_____

NOTES:

QUALITY ROCK PRODUCTS, INC.

10201 LITTLEROCK RD SW - OLYMPIA, WA 98512 - OFFICE: 360-754-7777

TICKET # 481501

DATE & TIME: 9/6/2011 9:21:48 AM

CUSTOMER: 22650 - DLB Earthworks

JOB : 11555 - East Bay Public Plaza
JOB ADD.: 421 Jefferson St NE
JOB CITY: Olympia

PRODUCT : 92 - Certified Scale Contaminated Dirt Back Haul

CARRIER : 01 - Quality Rock Products Inc

GROSS : 105060 lb
TARE : 38840 lb
NET : 66220 lb

SHIP LOC. : 4 Rochester

JOB PO # :

MAP PAGE :

TRUCK TYPE : Picked Up
TRUCK # : 18-703
TRAILER # : 18-703

NET TONS : 33.11 tn
DAILY TONS : 99.11 tn
JOB TOTAL : 1959.66 tn

CUSTOMER SIGN:_____Ticket B

STANDBY TIME:_____

STANDBY INITIALS:_____

NOTES:

QUALITY ROCK PRODUCTS, INC.

10201 LITTLEROCK RD SW - OLYMPIA, WA 98512 - OFFICE: 360-754-7777

TICKET # 481497

DATE & TIME: 9/6/2011 8:56:06 AM

CUSTOMER: 22650 - DLB Earthworks

JOB : 11555 - East Bay Public Plaza
JOB ADD.: 421 Jefferson St NE
JOB CITY: Olympia

PRODUCT : 92 - Certified Scale Contaminated Dirt Back Haul

CARRIER : 01 - Quality Rock Products Inc

GROSS : 105520 lb
TARE : 38240 lb
NET : 67280 lb

SHIP LOC. : 4 Rochester

JOB PO # : 58002

MAP PAGE :

TRUCK TYPE : Picked Up
TRUCK # : 18-708
TRAILER # : 18-708

NET TONS : 33.64 tn
DAILY TONS : 66.00 tn
JOB TOTAL : 1926.55 tn

CUSTOMER SIGN:_____Ticket A

STANDBY TIME:_____

STANDBY INITIALS:_____

NOTES:

QUALITY ROCK PRODUCTS, INC.

10201 LITTLEROCK RD SW - OLYMPIA, WA 98512 - OFFICE: 360-754-7777

TICKET # 481495

DATE & TIME: 9/6/2011 8:41:49 AM

CUSTOMER: 22650 - DLB Earthworks

JOB : 11555 - East Bay Public Plaza
JOB ADD.: 421 Jefferson St NE
JOB CITY: Olympia

PRODUCT : 92 - Certified Scale Contaminated Dirt Back Haul

CARRIER : 01 - Quality Rock Products Inc

GROSS : 104040 lb
TARE : 39320 lb
NET : 64720 lb

SHIP LOC. : 4 Rochester

JOB PO # :

MAP PAGE :

TRUCK TYPE : Picked Up
TRUCK # : 18-701
TRAILER # : 18-701

NET TONS : 32.36 tn
DAILY TONS : 32.36 tn
JOB TOTAL : 1892.91 tn

CUSTOMER SIGN:_____Ticket B

STANDBY TIME:_____

STANDBY INITIALS:_____

NOTES:

QUALITY ROCK PRODUCTS, INC.

10201 LITTLEROCK RD SW - OLYMPIA, WA 98512 - OFFICE: 360-754-7777

TICKET # 481457

CUSTOMER: 22650 - DLB Earthworks

JOB : 11555 - East Bay Public Plaza
JOB ADD.: 421 Jefferson St NE
JOB CITY: Olympia

PRODUCT : 92 - Certified Scale Contaminated Dirt Back Haul

CARRIER : 01 - Quality Rock Products Inc

GROSS : 104180 lb
TARE : 38840 lb
NET : 65340 lb

DATE & TIME: 9/2/2011 11:43:00 AM

SHIP LOC. : 4 Rochester

JOB PO # :

MAP PAGE :

TRUCK TYPE : Picked Up
TRUCK # : 18-703
TRAILER # : 18-703

NET TONS : 32.67 tn
DAILY TONS : 128.76 tn
JOB TOTAL : 1860.55 tn

CUSTOMER SIGN:_____Ticket B

STANDBY TIME:_____

STANDBY INITIALS:_____

NOTES:

51005/203-009

QUALITY ROCK PRODUCTS, INC.

10201 LITTLEROCK RD SW - OLYMPIA, WA 98512 - OFFICE: 360-754-7777

TICKET # 481448

CUSTOMER: 22650 - DLB Earthworks

JOB : 11555 - East Bay Public Plaza
JOB ADD.: 421 Jefferson St NE
JOB CITY: Olympia

PRODUCT : 92 - Certified Scale Contaminated Dirt Back Haul

CARRIER : 01 - Quality Rock Products Inc

GROSS : 102720 lb
TARE : 39320 lb
NET : 63400 lb

DATE & TIME: 9/2/2011 11:01:42 AM

SHIP LOC. : 4 Rochester

JOB PO # :

MAP PAGE :

TRUCK TYPE : Picked Up
TRUCK # : 18-701
TRAILER # : 18-701

NET TONS : 31.70 tn
DAILY TONS : 96.09 tn
JOB TOTAL : 1827.88 tn

CUSTOMER SIGN:_____Ticket B

STANDBY TIME:_____

STANDBY INITIALS:_____

NOTES:

51005/203-009

QUALITY ROCK PRODUCTS, INC.

10201 LITTLEROCK RD SW - OLYMPIA, WA 98512 - OFFICE: 360-754-7777

TICKET # 481446

CUSTOMER: 22650 - DLB Earthworks

JOB : 11555 - East Bay Public Plaza
JOB ADD.: 421 Jefferson St NE
JOB CITY: Olympia

PRODUCT : 92 - Certified Scale Contaminated Dirt Back Haul

CARRIER : 01 - Quality Rock Products Inc

GROSS : 101280 lb
TARE : 37840 lb
NET : 63440 lb

DATE & TIME: 9/2/2011 10:56:26 AM

SHIP LOC. : 4 Rochester

JOB PO # :

MAP PAGE :

TRUCK TYPE : Picked Up
TRUCK # : 18-704
TRAILER # : 18-704

NET TONS : 31.72 tn
DAILY TONS : 64.39 tn
JOB TOTAL : 1796.18 tn

CUSTOMER SIGN:_____Ticket A

STANDBY TIME:_____

STANDBY INITIALS:_____

NOTES:

51005/203-009

QUALITY ROCK PRODUCTS, INC.

10201 LITTLEROCK RD SW - OLYMPIA, WA 98512 - OFFICE: 360-754-7777

TICKET # 481423

CUSTOMER: 22650 - DLB Earthworks

JOB : 11555 - East Bay Public Plaza
JOB ADD.: 421 Jefferson St NE
JOB CITY: Olympia

PRODUCT : 92 - Certified Scale Contaminated Dirt Back Haul

CARRIER : 01 - Quality Rock Products Inc

GROSS : 104180 lb
TARE : 38840 lb
NET : 65340 lb

DATE & TIME: 9/2/2011 7:38:54 AM

SHIP LOC. : 4 Rochester

JOB PO # :

MAP PAGE :

TRUCK TYPE : Picked Up
TRUCK # : 18-703
TRAILER # : 18-703

DK

NET TONS : 32.67 tn
DAILY TONS : 32.67 tn
JOB TOTAL : 1764.46 tn

CUSTOMER SIGN:_____Ticket B

STANDBY TIME:_____

STANDBY INITIALS:_____

NOTES: 51005 / 203-009

QUALITY ROCK PRODUCTS, INC.

10201 LITTLEROCK RD SW - OLYMPIA, WA 98512 - OFFICE: 360-754-7777

TICKET # 301127

CUSTOMER: 22650 - DLB Earthworks

JOB : 11555 - East Bay Public Plaza
JOB ADD.: 421 Jefferson St NE
JOB CITY: Olympia

PRODUCT : 92 - Certified Scale Contaminated Dirt Backhaul

CARRIER : 01 - Quality Rock Products, Inc.

GROSS : 102680 lb
TARE : 38480 lb
NET : 64200 lb

DATE & TIME: 9/1/2011 3:13:21 PM

SHIP LOC. : 2

JOB PO # :

MAP PAGE :

TRUCK TYPE : Picked Up
TRUCK # : 18-704
TRAILER # : 18-704

NET TONS : 32.10 tn
DAILY TONS : 64.81 tn
JOB TOTAL : 251.82 tn

CUSTOMER SIGN:_____Ticket A

STANDBY TIME:_____

STANDBY INITIALS:_____

NOTES:

QUALITY ROCK PRODUCTS, INC.

10201 LITTLEROCK RD SW - OLYMPIA, WA 98512 - OFFICE: 360-754-7777

TICKET # 301126

CUSTOMER: 22650 - DLB Earthworks

JOB : 11555 - East Bay Public Plaza
JOB ADD.: 421 Jefferson St NE
JOB CITY: Olympia

PRODUCT : 92 - Certified Scale Contaminated Dirt Backhaul

CARRIER : 01 - Quality Rock Products, Inc.

GROSS : 104940 lb
TARE : 39520 lb
NET : 65420 lb

DATE & TIME: 9/1/2011 3:12:29 PM

SHIP LOC. : 2

JOB PO # :

MAP PAGE :

TRUCK TYPE : Picked Up
TRUCK # : 18-701
TRAILER # : 18-701

NET TONS : 32.71 tn
DAILY TONS : 32.71 tn
JOB TOTAL : 219.72 tn

CUSTOMER SIGN:_____Ticket B

STANDBY TIME:_____

STANDBY INITIALS:_____

NOTES:

QUALITY ROCK PRODUCTS, INC.

10201 LITTLEROCK RD SW - OLYMPIA, WA 98512 - OFFICE: 360-754-7777

TICKET # 481380

CUSTOMER: 22650 - DLB Earthworks

JOB : 11555 - East Bay Public Plaza
JOB ADD.: 421 Jefferson St NE
JOB CITY: Olympia

PRODUCT : 92 - Certified Scale Contaminated Dirt Back Haul

CARRIER : 01 - Quality Rock Products Inc

GROSS : 110200 lb
TARE : 38840 lb
NET : 71360 lb

DATE & TIME: 9/1/2011 11:46:03 AM

SHIP LOC. : 4 Rochester

JOB PO # :

MAP PAGE :

TRUCK TYPE : Picked Up
TRUCK # : 18-703
TRAILER # : 18-703

NET TONS : 35.68 tn
DAILY TONS : 136.09 tn
JOB TOTAL : 1731.79 tn

CUSTOMER SIGN:_____Ticket B

STANDBY TIME:_____

STANDBY INITIALS:_____

NOTES:

QUALITY ROCK PRODUCTS, INC.

10201 LITTLEROCK RD SW - OLYMPIA, WA 98512 - OFFICE: 360-754-7777

TICKET # 481369

CUSTOMER: 22650 - DLB Earthworks

JOB : 11555 - East Bay Public Plaza
JOB ADD.: 421 Jefferson St NE
JOB CITY: Olympia

PRODUCT : 92 - Certified Scale Contaminated Dirt Back Haul

CARRIER : 01 - Quality Rock Products Inc

GROSS : 106260 lb
TARE : 39320 lb
NET : 66940 lb

DATE & TIME: 9/1/2011 10:42:17 AM

SHIP LOC. : 4 Rochester

JOB PO # :

MAP PAGE :

TRUCK TYPE : Picked Up
TRUCK # : 18-701
TRAILER # : 18-701

NET TONS : 33.47 tn
DAILY TONS : 100.41 tn
JOB TOTAL : 1696.11 tn

CUSTOMER SIGN:_____Ticket B

STANDBY TIME:_____

STANDBY INITIALS:_____

NOTES: Weyerhaeuser Company
Integrated Waste Management
Material Recovery / Transfer Facility
PO Box 188
Longview, WA 98632

QUALITY ROCK PRODUCTS, INC.

10201 LITTLEROCK RD SW - OLYMPIA, WA 98512 - OFFICE: 360-754-7777

TICKET # 481367

CUSTOMER: 22650 - DLB Earthworks

JOB : 11555 - East Bay Public Plaza
JOB ADD.: 421 Jefferson St NE
JOB CITY: Olympia

PRODUCT : 92 - Certified Scale Contaminated Dirt Back Haul

CARRIER : 01 - Quality Rock Products Inc

GROSS : 104440 lb
TARE : 37840 lb
NET : 66600 lb

Weyerhaeuser Company
Integrated Waste Management
Material Recovery / Transfer Facility
PO Box 188
Longview, WA 98632
(360) 578-4619

DATE & TIME: 9/1/2011 10:25:34 AM

SHIP LOC. : 4 Rochester

JOB PO # :

MAP PAGE :

TRUCK TYPE : Picked Up
TRUCK # : 18-704
TRAILER # : 18-704

NET TONS : 33.30 tn
DAILY TONS : 66.94 tn
JOB TOTAL : 1662.64 tn

CUSTOMER SIGN:_____Ticket A

STANDBY TIME:_____

STANDBY INITIALS:_____

NOTES:

QUALITY ROCK PRODUCTS, INC.

TICKET # 481349

10201 LITTLEROCK RD SW - OLYMPIA, WA 98512 - OFFICE: 360-754-7777

DATE & TIME: 9/1/2011 7:42:27 AM

CUSTOMER: 22650 - DLB Earthworks

JOB : 11555 - East Bay Public Plaza
JOB ADD.: 421 Jefferson St NE
JOB CITY: Olympia

PRODUCT : 92 - Certified Scale Contaminated Dirt Back Haul

CARRIER : 01 - Quality Rock Products Inc

GROSS : 106120 lb
TARE : 38840 lb
NET : 67280 lb

SHIP LOC. : 4 Rochester

JOB PO # :

MAP PAGE :

TRUCK TYPE : Picked Up
TRUCK # : 18-703
TRAILER # : 18-703

NET TONS : 33.64 tn
DAILY TONS : 33.64 tn
JOB TOTAL : 1629.34 tn

CUSTOMER SIGN:_____Ticket B

STANDBY TIME:_____

STANDBY INITIALS:_____

NOTES:

QUALITY ROCK PRODUCTS, INC.

10201 LITTLEROCK RD SW - OLYMPIA, WA 98512 - OFFICE: 360-754-7777

TICKET # 484245

CUSTOMER: 22650 - DLB Earthworks

JOB : 11555 - East Bay Public Plaza
JOB ADD.: 421 Jefferson St NE
JOB CITY: Olympia

PRODUCT : 92 - Certified Scale Contaminated Dirt Back Haul

CARRIER : 22650 - DLB Earthworks

GROSS : 110720 lb
TARE : 42420 lb
NET : 68300 lb

CUSTOMER SIGN:_____Ticket C

STANDBY TIME:_____

STANDBY INITIALS:_____

DATE & TIME: 10/31/2011 9:01:07 AM

SHIP LOC. : 4 Rochester

JOB PO # :

MAP PAGE :

TRUCK TYPE : Picked Up
TRUCK # : DLB 57
TRAILER # :

NET TONS : 34.15 tn
DAILY TONS : 34.15 tn
JOB TOTAL : 5818.94 tn

NOTES:

51005
203-009

Weyerhaeuser Company
Integrated Waste Management
Material Recovery Transfer Facility
[illegible]

QUALITY ROCK PRODUCTS, INC.

10201 LITTLEROCK RD SW - OLYMPIA, WA 98512 - OFFICE: 360-754-7777

TICKET # 484241

CUSTOMER: 22650 - DLB Earthworks

JOB : 11555 - East Bay Public Plaza
JOB ADD.: 421 Jefferson St NE
JOB CITY: Olympia

PRODUCT : 92 - Certified Scale Contaminated Dirt Back Haul

CARRIER : 22650 - DLB Earthworks

GROSS : 104920 lb
TARE : 42420 lb
NET : 62500 lb

CUSTOMER SIGN:_____Ticket C

STANDBY TIME:_____

STANDBY INITIALS:_____

DATE & TIME: 10/28/2011 11:57:43 AM

SHIP LOC. : 4 Rochester

JOB PO # :

MAP PAGE :

TRUCK TYPE : Picked Up
TRUCK # : DLB 57
TRAILER # :

NET TONS : 31.25 tn
DAILY TONS : 68.15 tn
JOB TOTAL : 5784.79 tn

NOTES:

[illegible]
Material Recovery Transfer Facility
[illegible]
WA 98632
[illegible]

QUALITY ROCK PRODUCTS, INC.

10201 LITTLEROCK RD SW - OLYMPIA, WA 98512 - OFFICE: 360-754-7777

TICKET # 484240

CUSTOMER: 22650 - DLB Earthworks

JOB : 11555 - East Bay Public Plaza
JOB ADD.: 421 Jefferson St NE
JOB CITY: Olympia

PRODUCT : 92 - Certified Scale Contaminated Dirt Back Haul

CARRIER : 22650 - DLB Earthworks

GROSS : 116220 lb
TARE : 42420 lb
NET : 73800 lb

CUSTOMER SIGN:_____Ticket C

STANDBY TIME:_____

STANDBY INITIALS:_____

DATE & TIME: 10/28/2011 8:31:10 AM

SHIP LOC. : 4 Rochester

JOB PO # :

MAP PAGE :

TRUCK TYPE : Picked Up
TRUCK # : DLB 57
TRAILER # :

NET TONS : 36.90 tn
DAILY TONS : 36.90 tn
JOB TOTAL : 5753.54 tn

NOTES:

[illegible]
Integrated Waste Management
Material Recovery Transfer Facility
[illegible]

QUALITY ROCK PRODUCTS, INC.

10201 LITTLEROCK RD SW - OLYMPIA, WA 98512 - OFFICE: 360-754-7777

TICKET # 484228

DATE & TIME: 10/27/2011 9:53:55 AM

CUSTOMER: 22650 - DLB Earthworks

JOB : 11555 - East Bay Public Plaza
JOB ADD.: 421 Jefferson St NE
JOB CITY: Olympia

PRODUCT : 92 - Certified Scale Contaminated Dirt Back Haul

CARRIER : 22650 - DLB Earthworks

GROSS : 106640 lb
TARE : 36520 lb
NET : 70120 lb

SHIP LOC. : 4 Rochester

JOB PO # :

MAP PAGE :

TRUCK TYPE : Picked Up
TRUCK # : Cliff 01
TRAILER # :

NET TONS : 35.06 tn
DAILY TONS : 35.06 tn
JOB TOTAL : 5716.64 tn

OK

CUSTOMER SIGN:_____Ticket C

STANDBY TIME:_____

STANDBY INITIALS:_____

NOTES:

Integrated Waste Management
Material Recovery | Transfer Facility
PO Box 188
Longview, WA 98632
(206) 578-4615

QUALITY ROCK PRODUCTS, INC.

10201 LITTLEROCK RD SW - OLYMPIA, WA 98512 - OFFICE: 360-754-7777

TICKET # 484206

DATE & TIME: 10/26/2011 12:45:29 PM

CUSTOMER: 22650 - DLB Earthworks

JOB : 11555 - East Bay Public Plaza
JOB ADD.: 421 Jefferson St NE
JOB CITY: Olympia

PRODUCT : 92 - Certified Scale Contaminated Dirt Back Haul

CARRIER : 22650 - DLB Earthworks

GROSS : 93280 lb
TARE : 36520 lb
NET : 56760 lb

SHIP LOC. : 4 Rochester

JOB PO # :

MAP PAGE :

TRUCK TYPE : Picked Up
TRUCK # : Cliff 01
TRAILER # :

NET TONS : 28.38 tn
DAILY TONS : 76.78 tn
JOB TOTAL : 5681.58 tn

CUSTOMER SIGN:_____Ticket C

STANDBY TIME:_____

STANDBY INITIALS:_____

NOTES:

Integrated Waste Management
Material Recovery | Transfer Facility
PO Box 188
Longview, WA 98632
(206) 578-4615

QUALITY ROCK PRODUCTS, INC.

10201 LITTLEROCK RD SW - OLYMPIA, WA 98512 - OFFICE: 360-754-7777

TICKET # 484184

DATE & TIME: 10/26/2011 9:07:12 AM

CUSTOMER: 22650 - DLB Earthworks

JOB : 11555 - East Bay Public Plaza
JOB ADD.: 421 Jefferson St NE
JOB CITY: Olympia

PRODUCT : 92 - Certified Scale Contaminated Dirt Back Haul

CARRIER : 22650 - DLB Earthworks

GROSS : 83660 lb
TARE : 42340 lb
NET : 41320 lb

LOT 4

SHIP LOC. : 4 Rochester

JOB PO # :

MAP PAGE :

TRUCK TYPE : Picked Up
TRUCK # : DLB 57
TRAILER # :

NET TONS : 20.66 tn
DAILY TONS : 48.40 tn
JOB TOTAL : 5653.20 tn

5/005
203-009

CUSTOMER SIGN:_____Ticket C

STANDBY TIME:_____

STANDBY INITIALS:_____

NOTES:

Integrated Waste Management
Material Recovery | Transfer Facility
PO Box 188
Longview, WA 98632
(206) 578-4615

QUALITY ROCK PRODUCTS, INC.

10201 LITTLEROCK RD SW - OLYMPIA, WA 98512 - OFFICE: 360-754-7777

TICKET # 484179

DATE & TIME: 10/26/2011 8:42:32 AM

CUSTOMER: 22650 - DLB Earthworks

JOB : 11555 - East Bay Public Plaza
JOB ADD.: 421 Jefferson St NE
JOB CITY: Olympia

PRODUCT : 92 - Certified Scale Contaminated Dirt Back Haul

CARRIER : 22650 - DLB Earthworks

GROSS : 92260 lb
TARE : 36780 lb
NET : 55480 lb

SHIP LOC. : 4 Rochester

JOB PO # :

MAP PAGE :

TRUCK TYPE : Picked Up
TRUCK # : Cliff 01
TRAILER # :

NET TONS : 27.74 tn
DAILY TONS : 27.74 tn
JOB TOTAL : 5632.54 tn

OK

CUSTOMER SIGN:_____Ticket C

STANDBY TIME:_____

STANDBY INITIALS:_____

NOTES:

Materials Laboratory
Integrated Waste Management
Material Recovery / Transfer Facility
PO Box 188
Longview, WA 98632
(206) 578-4616

QUALITY ROCK PRODUCTS, INC.

10201 LITTLEROCK RD SW - OLYMPIA, WA 98512 - OFFICE: 360-754-7777

TICKET # 484140

DATE & TIME: 10/25/2011 12:38:27 PM

CUSTOMER: 22650 - DLB Earthworks

JOB : 11555 - East Bay Public Plaza
JOB ADD.: 421 Jefferson St NE
JOB CITY: Olympia

PRODUCT : 92 - Certified Scale Contaminated Dirt Back Haul

CARRIER : 22650 - DLB Earthworks

GROSS : 105880 lb
TARE : 42340 lb
NET : 63540 lb

Lot 4

SHIP LOC. : 4 Rochester

JOB PO # :

MAP PAGE :

51005 / 203-009

TRUCK TYPE : Picked Up
TRUCK # : DLB 57
TRAILER # :

NET TONS : 31.77 tn
DAILY TONS : 62.54 tn
JOB TOTAL : 5604.80 tn

OK

CUSTOMER SIGN:_____Ticket C

STANDBY TIME:_____

STANDBY INITIALS:_____

NOTES:

Materials Laboratory
Integrated Waste Management
Material Recovery / Transfer Facility
PO Box 188
Longview, WA 98632
(206) 578-4616

QUALITY ROCK PRODUCTS, INC.

10201 LITTLEROCK RD SW - OLYMPIA, WA 98512 - OFFICE: 360-754-7777

TICKET # 484115

DATE & TIME: 10/25/2011 8:31:11 AM

CUSTOMER: 22650 - DLB Earthworks

JOB : 11555 - East Bay Public Plaza
JOB ADD.: 421 Jefferson St NE
JOB CITY: Olympia

PRODUCT : 92 - Certified Scale Contaminated Dirt Back Haul

CARRIER : 22650 - DLB Earthworks

GROSS : 103880 lb
TARE : 42340 lb
NET : 61540 lb

Lot 4

SHIP LOC. : 4 Rochester

JOB PO # :

MAP PAGE :

51005 / 203-009

TRUCK TYPE : Picked Up
TRUCK # : DLB 57
TRAILER # :

NET TONS : 30.77 tn
DAILY TONS : 30.77 tn
JOB TOTAL : 5573.03 tn

CUSTOMER SIGN:_____Ticket C

STANDBY TIME:_____

STANDBY INITIALS:_____

NOTES:

Materials Laboratory
Integrated Waste Management
Material Recovery / Transfer Facility
PO Box 188
Longview, WA 98632
(206) 578-4616

QUALITY ROCK PRODUCTS, INC.

10201 LITTLEROCK RD SW - OLYMPIA, WA 98512 - OFFICE: 360-754-7777

TICKET # 484077

DATE & TIME: 10/24/2011 1:02:58 PM

CUSTOMER: 22650 - DLB Earthworks

JOB : 11555 - East Bay Public Plaza
JOB ADD.: 421 Jefferson St NE
JOB CITY: Olympia

PRODUCT : 92 - Certified Scale Contaminated Dirt Back Haul

CARRIER : 22650 - DLB Earthworks

GROSS : 105040 lb
TARE : 42340 lb
NET : 62700 lb

SHIP LOC. : 4 Rochester

JOB PO # :

MAP PAGE :

TRUCK TYPE : Picked Up
TRUCK # : DLB 57
TRAILER # :

NET TONS : 31.35 tn
DAILY TONS : 61.55 tn
JOB TOTAL : 5542.26 tn

OK

CUSTOMER SIGN:_____Ticket C

STANDBY TIME:_____

STANDBY INITIALS:_____

NOTES:

Weyerhaeuser Company
Integrated Waste Management
Material Recovery / Transfer Facility
PO Box 188
Longview, WA 98632
(206) 578-4616

QUALITY ROCK PRODUCTS, INC.

10201 LITTLEROCK RD SW - OLYMPIA, WA 98512 - OFFICE: 360-754-7777

TICKET # 484042

DATE & TIME: 10/24/2011 8:52:58 AM

CUSTOMER: 22650 - DLB Earthworks

JOB : 11555 - East Bay Public Plaza
JOB ADD.: 421 Jefferson St NE
JOB CITY: Olympia

PRODUCT : 92 - Certified Scale Contaminated Dirt Back Haul

CARRIER : 22650 - DLB Earthworks

GROSS : 102740 lb
TARE : 42340 lb
NET : 60400 lb

SHIP LOC. : 4 Rochester

JOB PO # :

MAP PAGE :

TRUCK TYPE : Picked Up
TRUCK # : DLB 57
TRAILER # :

NET TONS : 30.20 tn
DAILY TONS : 30.20 tn
JOB TOTAL : 5510.91 tn

CUSTOMER SIGN:_____Ticket C

STANDBY TIME:_____

STANDBY INITIALS:_____

NOTES:

QUALITY ROCK PRODUCTS, INC.

10201 LITTLEROCK RD SW - OLYMPIA, WA 98512 - OFFICE: 360-754-7777

TICKET # 484000

DATE & TIME: 10/21/2011 12:02:38 PM

CUSTOMER: 22650 - DLB Earthworks

JOB : 11555 - East Bay Public Plaza
JOB ADD.: 421 Jefferson St NE
JOB CITY: Olympia

PRODUCT : 92 - Certified Scale Contaminated Dirt Back Haul

CARRIER : 22650 - DLB Earthworks

GROSS : 110540 lb
TARE : 40400 lb
NET : 70140 lb

SHIP LOC. : 4 Rochester

JOB PO # :

MAP PAGE :

TRUCK TYPE : Picked Up
TRUCK # : Mumm11
TRAILER # :

NET TONS : 35.07 tn
DAILY TONS : 93.86 tn
JOB TOTAL : 5480.71 tn

CUSTOMER SIGN:_____Ticket B

STANDBY TIME:_____

STANDBY INITIALS:_____

NOTES:

Weyerhaeuser Company
Integrated Waste Management
Material Recovery / Transfer Facility
PO Box 188
Longview, WA 98632
(206) 578-4616

QUALITY ROCK PRODUCTS, INC.

10201 LITTLEROCK RD SW - OLYMPIA, WA 98512 - OFFICE: 360-754-7777

TICKET # 483968

CUSTOMER: 22650 - DLB Earthworks

JOB : 11555 - East Bay Public Plaza
JOB ADD.: 421 Jefferson St NE
JOB CITY: Olympia

PRODUCT : 92 - Certified Scale Contaminated Dirt Back Haul

CARRIER : 22650 - DLB Earthworks

GROSS : 105580 lb
TARE : 41300 lb
NET : 64280 lb

CUSTOMER SIGN:_____Ticket C

STANDBY TIME:_____

STANDBY INITIALS:_____

DATE & TIME: 10/21/2011 8:29:51 AM

SHIP LOC. : 4 Rochester

JOB PO # :

MAP PAGE :

TRUCK TYPE : Picked Up
TRUCK # : Mumm20
TRAILER # :

NET TONS : 32.14 tn
DAILY TONS : 58.79 tn
JOB TOTAL : 5445.64 tn

NOTES:

QUALITY ROCK PRODUCTS, INC.

10201 LITTLEROCK RD SW - OLYMPIA, WA 98512 - OFFICE: 360-754-7777

TICKET # 483967

CUSTOMER: 22650 - DLB Earthworks

JOB : 11555 - East Bay Public Plaza
JOB ADD.: 421 Jefferson St NE
JOB CITY: Olympia

PRODUCT : 92 - Certified Scale Contaminated Dirt Back Haul

CARRIER : 22650 - DLB Earthworks

GROSS : 93700 lb
TARE : 40400 lb
NET : 53300 lb

CUSTOMER SIGN:_____Ticket B

STANDBY TIME:_____

STANDBY INITIALS:_____

DATE & TIME: 10/21/2011 8:17:08 AM

SHIP LOC. : 4 Rochester

JOB PO # :

MAP PAGE :

TRUCK TYPE : Picked Up
TRUCK # : Mumm11
TRAILER # :

OK

NET TONS : 26.65 tn
DAILY TONS : 26.65 tn
JOB TOTAL : 5413.50 tn

NOTES:
Weyerhaeuser Company
Integrated Waste Management
Material Recovery / Transfer Facility
PO Box 188
Longview, WA 98632
(206) 578-4614

QUALITY ROCK PRODUCTS, INC.

10201 LITTLEROCK RD SW - OLYMPIA, WA 98512 - OFFICE: 360-754-7777

TICKET # 483919

CUSTOMER: 22650 - DLB Earthworks

JOB : 11555 - East Bay Public Plaza
JOB ADD.: 421 Jefferson St NE
JOB CITY: Olympia

PRODUCT : 92 - Certified Scale Contaminated Dirt Back Haul

CARRIER : 22650 - DLB Earthworks

GROSS : 110140 lb
TARE : 40400 lb
NET : 69740 lb

CUSTOMER SIGN:_____Ticket B

STANDBY TIME:_____

STANDBY INITIALS:_____

DATE & TIME: 10/20/2011 9:34:20 AM

SHIP LOC. : 4 Rochester

JOB PO # :

MAP PAGE :

TRUCK TYPE : Picked Up
TRUCK # : Mumm11
TRAILER # :

Ok

NET TONS : 34.87 tn
DAILY TONS : 34.87 tn
JOB TOTAL : 5386.85 tn

NOTES:
Weyerhaeuser Company
Integrated Waste Management
Material Recovery / Transfer Facility
PO Box 188
Longview, WA 98632
(206) 578-4614

QUALITY ROCK PRODUCTS, INC.

10201 LITTLEROCK RD SW - OLYMPIA, WA 98512 - OFFICE: 360-754-7777

TICKET # 483877

DATE & TIME: 10/19/2011 12:00:35 PM

CUSTOMER: 22650 - DLB Earthworks

JOB : 11555 - East Bay Public Plaza
JOB ADD.: 421 Jefferson St NE
JOB CITY: Olympia

PRODUCT : 92 - Certified Scale Contaminated Dirt Back Haul

CARRIER : 22650 - DLB Earthworks

GROSS : 103140 lb
TARE : 41300 lb
NET : 61840 lb

SHIP LOC. : 4 Rochester

JOB PO # :

MAP PAGE :

TRUCK TYPE : Picked Up
TRUCK # : Mumm20
TRAILER # :

NET TONS : 30.92 tn
DAILY TONS : 30.92 tn
JOB TOTAL : 5351.98 tn

OK

CUSTOMER SIGN:_____Ticket C

STANDBY TIME:_____

STANDBY INITIALS:_____

NOTES:

QUALITY ROCK PRODUCTS, INC.

10201 LITTLEROCK RD SW - OLYMPIA, WA 98512 - OFFICE: 360-754-7777

TICKET # 483650

DATE & TIME: 10/14/2011 12:03:43 PM

CUSTOMER: 22650 - DLB Earthworks

JOB : 11555 - East Bay Public Plaza
JOB ADD.: 421 Jefferson St NE
JOB CITY: Olympia

PRODUCT : 92 - Certified Scale Contaminated Dirt Back Haul

CARRIER : 22650 - DLB Earthworks

GROSS : 104940 lb
TARE : 42500 lb
NET : 62440 lb

SHIP LOC. : 4 Rochester

JOB PO # :

MAP PAGE :

TRUCK TYPE : Picked Up
TRUCK # : DLB 57
TRAILER # :

NET TONS : 31.22 tn
DAILY TONS : 63.50 tn
JOB TOTAL : 5321.06 tn

OK

CUSTOMER SIGN:_____Ticket C

STANDBY TIME:_____

STANDBY INITIALS:_____

51005/203-314

NOTES:

[illegible] Company
Integrated Waste Management
Material Recovery Transfer Facility
PO Box 188
[illegible] WA 98032
(206) 578-4015

QUALITY ROCK PRODUCTS, INC.

10201 LITTLEROCK RD SW - OLYMPIA, WA 98512 - OFFICE: 360-754-7777

TICKET # 483633

DATE & TIME: 10/14/2011 8:07:12 AM

CUSTOMER: 22650 - DLB Earthworks

JOB : 11555 - East Bay Public Plaza
JOB ADD.: 421 Jefferson St NE
JOB CITY: Olympia

PRODUCT : 92 - Certified Scale Contaminated Dirt Back Haul

CARRIER : 22650 - DLB Earthworks

GROSS : 106740 lb
TARE : 42180 lb
NET : 64560 lb

SHIP LOC. : 4 Rochester

JOB PO # :

MAP PAGE :

TRUCK TYPE : Picked Up
TRUCK # : DLB 57
TRAILER # :

NET TONS : 32.28 tn
DAILY TONS : 63.50 tn
JOB TOTAL : 5321.06 tn

CUSTOMER SIGN:_____Ticket C

STANDBY TIME:_____

STANDBY INITIALS:_____

51005/203-314

NOTES:

[illegible] Company
Integrated Waste Management
Material Recovery Transfer Facility
PO Box 188
[illegible] WA 98032
(206) 578-4015

*Reprinted Ticket *Edited Ticket

QUALITY ROCK PRODUCTS, INC.

10201 LITTLEROCK RD SW - OLYMPIA, WA 98512 - OFFICE: 360-754-7777

TICKET # 483596

CUSTOMER: 22650 - DLB Earthworks

JOB : 11555 - East Bay Public Plaza
JOB ADD.: 421 Jefferson St NE
JOB CITY: Olympia

PRODUCT : 92 - Certified Scale Contaminated Dirt Back Haul

CARRIER : 22650 - DLB Earthworks

GROSS : 105040 lb
TARE : 42500 lb
NET : 62540 lb

CUSTOMER SIGN:_____Ticket C

STANDBY TIME:_____

STANDBY INITIALS:_____

DATE & TIME: 10/13/2011 12:18:57 PM

SHIP LOC. : 4 Rochester

JOB PO # : 51005/203-009

MAP PAGE :

TRUCK TYPE : Picked Up
TRUCK # : DLB 57
TRAILER # :

NET TONS : 31.27 tn
DAILY TONS : 63.06 tn
JOB TOTAL : 5257.56 tn

OK

NOTES: Weyerhaeuser Company
Integrated Waste Management
Material Recovery / Transfer Facility
PO Box 188
Longview, WA 98632
(206) 578-4616

QUALITY ROCK PRODUCTS, INC.

10201 LITTLEROCK RD SW - OLYMPIA, WA 98512 - OFFICE: 360-754-7777

TICKET # 483571

CUSTOMER: 22650 - DLB Earthworks

JOB : 11555 - East Bay Public Plaza
JOB ADD.: 421 Jefferson St NE
JOB CITY: Olympia

PRODUCT : 92 - Certified Scale Contaminated Dirt Back Haul

CARRIER : 22650 - DLB Earthworks

GROSS : 106300 lb
TARE : 42720 lb
NET : 63580 lb

CUSTOMER SIGN:_____Ticket C

STANDBY TIME:_____

STANDBY INITIALS:_____

DATE & TIME: 10/13/2011 8:33:16 AM

SHIP LOC. : 4 Rochester

JOB PO # : 51005/203-009

MAP PAGE :

TRUCK TYPE : Picked Up
TRUCK # : DLB 57
TRAILER # :

NET TONS : 31.79 tn
DAILY TONS : 31.79 tn
JOB TOTAL : 5226.29 tn

NOTES: Weyerhaeuser Company
Integrated Waste Management
Material Recovery / Transfer Facility
PO Box 188
Longview, WA 98632
(206) 578-4616

QUALITY ROCK PRODUCTS, INC.

10201 LITTLEROCK RD SW - OLYMPIA, WA 98512 - OFFICE: 360-754-7777

TICKET # 483500

CUSTOMER: 22650 - DLB Earthworks

JOB : 11555 - East Bay Public Plaza
JOB ADD.: 421 Jefferson St NE
JOB CITY: Olympia

PRODUCT : 92 - Certified Scale Contaminated Dirt Back Haul

CARRIER : 22650 - DLB Earthworks

GROSS : 116480 lb
TARE : 41640 lb
NET : 74840 lb

CUSTOMER SIGN:_____Ticket C

STANDBY TIME:_____

STANDBY INITIALS:_____

DATE & TIME: 10/12/2011 8:44:41 AM

SHIP LOC. : 4 Rochester

JOB PO # :

MAP PAGE :

TRUCK TYPE : Picked Up
TRUCK # : HARL25
TRAILER # :

NET TONS : 37.42 tn
DAILY TONS : 37.42 tn
JOB TOTAL : 5194.50 tn

OK

NOTES: Weyerhaeuser Company
Integrated Waste Management
Material Recovery / Transfer Facility
PO Box 188
Longview, WA 98632
(206) 578-4616

QUALITY ROCK PRODUCTS, INC.

10201 LITTLEROCK RD SW - OLYMPIA, WA 98512 - OFFICE: 360-754-7777

TICKET # 483457

CUSTOMER: 22650 - DLB Earthworks

JOB : 11555 - East Bay Public Plaza
JOB ADD.: 421 Jefferson St NE
JOB CITY: Olympia

PRODUCT : 92 - Certified Scale Contaminated Dirt Back Haul

CARRIER : 22650 - DLB Earthworks

GROSS : 100220 lb
TARE : 41580 lb
NET : 58640 lb

DATE & TIME: 10/11/2011 12:18:26 PM

SHIP LOC. : 4 Rochester

JOB PO # :

MAP PAGE :

TRUCK TYPE : Picked Up
TRUCK # : HARL15
TRAILER # :

NET TONS : 29.32 tn
DAILY TONS : 52.12 tn
JOB TOTAL : 5157.08 tn

CUSTOMER SIGN:_____Ticket B

STANDBY TIME:_____

STANDBY INITIALS:_____

NOTES:

Weyerhaeuser Company
Integrated Waste Management
Material Recovery / Transfer Facility
PO Box 188
Longview, WA 98632
(206) 578-4616

QUALITY ROCK PRODUCTS, INC.

10201 LITTLEROCK RD SW - OLYMPIA, WA 98512 - OFFICE: 360-754-7777

TICKET # 483425

CUSTOMER: 22650 - DLB Earthworks

JOB : 11555 - East Bay Public Plaza
JOB ADD.: 421 Jefferson St NE
JOB CITY: Olympia

PRODUCT : 92 - Certified Scale Contaminated Dirt Back Haul

CARRIER : 22650 - DLB Earthworks

GROSS : 87240 lb
TARE : 41640 lb
NET : 45600 lb

DATE & TIME: 10/11/2011 8:23:56 AM

SHIP LOC. : 4 Rochester

JOB PO # :

MAP PAGE :

TRUCK TYPE : Picked Up
TRUCK # : HARL25
TRAILER # :

OK

NET TONS : 22.80 tn
DAILY TONS : 22.80 tn
JOB TOTAL : 5127.76 tn

CUSTOMER SIGN:_____Ticket B

STANDBY TIME:_____

STANDBY INITIALS:_____

NOTES:

Weyerhaeuser Company
Integrated Waste Management
Material Recovery / Transfer Facility
PO Box 188
Longview, WA 98632
(206) 578-4616

QUALITY ROCK PRODUCTS, INC.

10201 LITTLEROCK RD SW - OLYMPIA, WA 98512 - OFFICE: 360-754-7777

TICKET # 483393

CUSTOMER: 22650 - DLB Earthworks

JOB : 11555 - East Bay Public Plaza
JOB ADD.: 421 Jefferson St NE
JOB CITY: Olympia

PRODUCT : 92 - Certified Scale Contaminated Dirt Back Haul

CARRIER : 22650 - DLB Earthworks

GROSS : 107940 lb
TARE : 42720 lb
NET : 65220 lb

DATE & TIME: 10/10/2011 9:50:46 AM

SHIP LOC. : 4 Rochester

JOB PO # :

MAP PAGE :

TRUCK TYPE : Picked Up
TRUCK # : DLB 57
TRAILER # :

OK

NET TONS : 32.61 tn
DAILY TONS : 32.61 tn
JOB TOTAL : 5104.96 tn

CUSTOMER SIGN:_____Ticket C

STANDBY TIME:_____

STANDBY INITIALS:_____

NOTES:

Weyerhaeuser Company
Integrated Waste Management
Material Recovery / Transfer Facility
PO Box 188
Longview, WA 98632
(206) 578-4616

QUALITY ROCK PRODUCTS, INC.

10201 LITTLEROCK RD SW - OLYMPIA, WA 98512 - OFFICE: 360-754-7777

TICKET # 483377

DATE & TIME: 10/7/2011 12:44:18 PM

CUSTOMER: 22650 - DLB Earthworks

JOB : 11555 - East Bay Public Plaza
JOB ADD.: 421 Jefferson St NE
JOB CITY: Olympia

PRODUCT : 92 - Certified Scale Contaminated Dirt Back Haul

CARRIER : 22650 - DLB Earthworks

GROSS : 108680 lb
TARE : 42340 lb
NET : 66340 lb

51005/203-004

CUSTOMER SIGN:_____Ticket C

STANDBY TIME:_____

STANDBY INITIALS:_____

SHIP LOC. : 4 Rochester

JOB PO # :

MAP PAGE :

TRUCK TYPE : Picked Up
TRUCK # : DLB 57
TRAILER # :

NET TONS : 33.17 tn
DAILY TONS : 33.17 tn
JOB TOTAL : 5072.35 tn

NOTES:

Weyerhaeuser Company
Integrated Waste Management
Material Recovery / Transfer Facility
PO Box 188
Longview, WA 98632
(206) 578-4616

QUALITY ROCK PRODUCTS, INC.

10201 LITTLEROCK RD SW - OLYMPIA, WA 98512 - OFFICE: 360-754-7777

TICKET # 483312

DATE & TIME: 10/5/2011 11:47:58 AM

CUSTOMER: 22650 - DLB Earthworks

JOB : 11555 - East Bay Public Plaza
JOB ADD.: 421 Jefferson St NE
JOB CITY: Olympia

PRODUCT : 92 - Certified Scale Contaminated Dirt Back Haul

CARRIER : 22650 - DLB Earthworks

GROSS : 93180 lb
TARE : 36760 lb
NET : 56420 lb

CUSTOMER SIGN:_____Ticket B

STANDBY TIME:_____

STANDBY INITIALS:_____

SHIP LOC. : 4 Rochester

JOB PO # :

MAP PAGE :

TRUCK TYPE : Picked Up
TRUCK # : CLIFF1
TRAILER # :

NET TONS : 28.21 tn
DAILY TONS : 164.48 tn
JOB TOTAL : 5039.18 tn

NOTES:

Weyerhaeuser Company
Integrated Waste Management
Material Recovery / Transfer Facility
PO Box 188
Longview, WA 98632
(206) 578-4616

QUALITY ROCK PRODUCTS, INC.

10201 LITTLEROCK RD SW - OLYMPIA, WA 98512 - OFFICE: 360-754-7777

TICKET # 483298

DATE & TIME: 10/5/2011 8:33:26 AM

CUSTOMER: 22650 - DLB Earthworks

JOB : 11555 - East Bay Public Plaza
JOB ADD.: 421 Jefferson St NE
JOB CITY: Olympia

PRODUCT : 92 - Certified Scale Contaminated Dirt Back Haul

CARRIER : 22650 - DLB Earthworks

GROSS : 90400 lb
TARE : 40300 lb
NET : 50100 lb

Mumm B #11

CUSTOMER SIGN:_____Ticket B

STANDBY TIME:_____

STANDBY INITIALS:_____

SHIP LOC. : 4 Rochester

JOB PO # :

MAP PAGE :

TRUCK TYPE : Picked Up
TRUCK # : MUNN11
TRAILER # :

NET TONS : 25.05 tn
DAILY TONS : 136.27 tn
JOB TOTAL : 5010.97 tn

NOTES:

Weyerhaeuser Company
Integrated Waste Management
Material Recovery / Transfer Facility
PO Box 188
Longview, WA 98632
(206) 578-4616

QUALITY ROCK PRODUCTS, INC.

10201 LITTLEROCK RD SW - OLYMPIA, WA 98512 - OFFICE: 360-754-7777

TICKET # 483297

DATE & TIME: 10/5/2011 8:27:16 AM

CUSTOMER: 22650 - DLB Earthworks

JOB : 11555 - East Bay Public Plaza
JOB ADD.: 421 Jefferson St NE
JOB CITY: Olympia

PRODUCT : 92 - Certified Scale Contaminated Dirt Back Haul

CARRIER : 22650 - DLB Earthworks

GROSS : 100640 lb
TARE : 41640 lb
NET : 59000 lb

SHIP LOC. : 4 Rochester

JOB PO # :

MAP PAGE :

TRUCK TYPE : Picked Up
TRUCK # : HARL25
TRAILER # :

NET TONS : 29.50 tn
DAILY TONS : 111.22 tn
JOB TOTAL : 4985.92 tn

CUSTOMER SIGN:_____Ticket C

STANDBY TIME:_____

STANDBY INITIALS:_____

NOTES:

Weyerhaeuser Company
Integrated Waste Management
Material Recovery / Transfer Facility
PO Box 188
Longview, WA 98632
(206) 578-4616

QUALITY ROCK PRODUCTS, INC.

10201 LITTLEROCK RD SW - OLYMPIA, WA 98512 - OFFICE: 360-754-7777

TICKET # 483296

DATE & TIME: 10/5/2011 8:24:49 AM

CUSTOMER: 22650 - DLB Earthworks

JOB : 11555 - East Bay Public Plaza
JOB ADD.: 421 Jefferson St NE
JOB CITY: Olympia

PRODUCT : 92 - Certified Scale Contaminated Dirt Back Haul

CARRIER : 22650 - DLB Earthworks

GROSS : 100160 lb
TARE : 41580 lb
NET : 58580 lb

SHIP LOC. : 4 Rochester

JOB PO # :

MAP PAGE :

TRUCK TYPE : Picked Up
TRUCK # : HARL15
TRAILER # :

OK

NET TONS : 29.29 tn
DAILY TONS : 81.72 tn
JOB TOTAL : 4956.42 tn

CUSTOMER SIGN:_____Ticket C

STANDBY TIME:_____

STANDBY INITIALS:_____

NOTES:

QUALITY ROCK PRODUCTS, INC.

10201 LITTLEROCK RD SW - OLYMPIA, WA 98512 - OFFICE: 360-754-7777

TICKET # 483294

DATE & TIME: 10/5/2011 8:02:34 AM

CUSTOMER: 22650 - DLB Earthworks

JOB : 11555 - East Bay Public Plaza
JOB ADD.: 421 Jefferson St NE
JOB CITY: Olympia

PRODUCT : 92 - Certified Scale Contaminated Dirt Back Haul

CARRIER : 22650 - DLB Earthworks

GROSS : 96720 lb
TARE : 42340 lb
NET : 54380 lb

SHIP LOC. : 4 Rochester

JOB PO # : 51005 / 203-009

MAP PAGE :

TRUCK TYPE : Picked Up
TRUCK # : DLB 57
TRAILER # :

NET TONS : 27.19 tn
DAILY TONS : 52.43 tn
JOB TOTAL : 4927.13 tn

CUSTOMER SIGN:_____Ticket C

STANDBY TIME:_____

STANDBY INITIALS:_____

NOTES:

Weyerhaeuser Company
Integrated Waste Management
Material Recovery / Transfer Facility
PO Box 188
Longview, WA 98632
(206) 578-4616

QUALITY ROCK PRODUCTS, INC.

10201 LITTLEROCK RD SW - OLYMPIA, WA 98512 - OFFICE: 360-754-7777

TICKET # 483293

CUSTOMER: 22650 - DLB Earthworks

JOB : 11555 - East Bay Public Plaza
JOB ADD.: 421 Jefferson St NE
JOB CITY: Olympia

PRODUCT : 92 - Certified Scale Contaminated Dirt Back Haul

CARRIER : 22650 - DLB Earthworks

GROSS : 87240 lb
TARE : 36760 lb
NET : 50480 lb

DATE & TIME: 10/5/2011 7:51:18 AM

SHIP LOC. : 4 Rochester

JOB PO # :

MAP PAGE :

TRUCK TYPE : Picked Up
TRUCK # : CLIFF1
TRAILER # :

NET TONS : 25.24 tn
DAILY TONS : 25.24 tn
JOB TOTAL : 4899.94 tn

CUSTOMER SIGN:_____Ticket C

STANDBY TIME:_____

STANDBY INITIALS:_____

NOTES:

Weyerhaeuser Company
Integrated Waste Management
Material Recovery | Transfer Facility
PO Box 188
Longview, WA 98632
(206) 578-4618

QUALITY ROCK PRODUCTS, INC.

10201 LITTLEROCK RD SW - OLYMPIA, WA 98512 - OFFICE: 360-754-7777

TICKET # 483267

CUSTOMER: 22650 - DLB Earthworks

JOB : 11555 - East Bay Public Plaza
JOB ADD.: 421 Jefferson St NE
JOB CITY: Olympia

PRODUCT : 92 - Certified Scale Contaminated Dirt Back Haul

CARRIER : 22650 - DLB Earthworks

GROSS : 101440 lb
TARE : 40300 lb
NET : 61140 lb

Mumme #11

DATE & TIME: 10/4/2011 1:02:42 PM

SHIP LOC. : 4 Rochester

JOB PO # :

MAP PAGE :

TRUCK TYPE : Picked Up
TRUCK # : MUNN11
TRAILER # :

NET TONS : 30.57 tn
DAILY TONS : 296.83 tn
JOB TOTAL : 4874.70 tn

CUSTOMER SIGN:_____Ticket C

STANDBY TIME:_____

STANDBY INITIALS:_____

NOTES:

Weyerhaeuser Company
Integrated Waste Management
Material Recovery | Transfer Facility
PO Box 188
Longview, WA 98632
(206) 578-4618

QUALITY ROCK PRODUCTS, INC.

10201 LITTLEROCK RD SW - OLYMPIA, WA 98512 - OFFICE: 360-754-7777

TICKET # 483266

CUSTOMER: 22650 - DLB Earthworks

JOB : 11555 - East Bay Public Plaza
JOB ADD.: 421 Jefferson St NE
JOB CITY: Olympia

PRODUCT : 92 - Certified Scale Contaminated Dirt Back Haul

CARRIER : 22650 - DLB Earthworks

GROSS : 108460 lb
TARE : 41640 lb
NET : 66820 lb

DATE & TIME: 10/4/2011 12:51:02 PM

SHIP LOC. : 4 Rochester

JOB PO # :

MAP PAGE :

TRUCK TYPE : Picked Up
TRUCK # : HARL25
TRAILER # :

NET TONS : 33.41 tn
DAILY TONS : 266.26 tn
JOB TOTAL : 4844.13 tn

OK

CUSTOMER SIGN:_____Ticket B

STANDBY TIME:_____

STANDBY INITIALS:_____

NOTES:

Weyerhaeuser Company
Integrated Waste Management
Material Recovery | Transfer Facility
PO Box 188
Longview, WA 98632
(206) 578-4618

QUALITY ROCK PRODUCTS, INC.

10201 LITTLEROCK RD SW - OLYMPIA, WA 98512 - OFFICE: 360-754-7777

TICKET # 483265

DATE & TIME: 10/4/2011 12:48:39 PM

CUSTOMER: 22650 - DLB Earthworks

JOB : 11555 - East Bay Public Plaza
JOB ADD.: 421 Jefferson St NE
JOB CITY: Olympia

PRODUCT : 92 - Certified Scale Contaminated Dirt Back Haul

CARRIER : 22650 - DLB Earthworks

GROSS : 104640 lb
TARE : 41580 lb
NET : 63060 lb

SHIP LOC. : 4 Rochester

JOB PO # :

MAP PAGE :

TRUCK TYPE : Picked Up
TRUCK # : HARL15
TRAILER # :

NET TONS : 31.53 tn
DAILY TONS : 232.85 tn
JOB TOTAL : 4810.72 tn

CUSTOMER SIGN:_____Ticket C

STANDBY TIME:_____

STANDBY INITIALS:_____

NOTES:

Weyerhaeuser Company
Integrated Waste Management
Material Recovery Transfer Facility
PO Box 188
Longview, WA 98632
(206) 578-4616

QUALITY ROCK PRODUCTS, INC.

10201 LITTLEROCK RD SW - OLYMPIA, WA 98512 - OFFICE: 360-754-7777

TICKET # 483258

DATE & TIME: 10/4/2011 12:27:13 PM

CUSTOMER: 22650 - DLB Earthworks

JOB : 11555 - East Bay Public Plaza
JOB ADD.: 421 Jefferson St NE
JOB CITY: Olympia

PRODUCT : 92 - Certified Scale Contaminated Dirt Back Haul

CARRIER : 22650 - DLB Earthworks

GROSS : 104260 lb
TARE : 42340 lb
NET : 61920 lb

SHIP LOC. : 4 Rochester

JOB PO # :

MAP PAGE :

TRUCK TYPE : Picked Up
TRUCK # : DLB 57
TRAILER # :

NET TONS : 30.96 tn
DAILY TONS : 201.32 tn
JOB TOTAL : 4779.19 tn

CUSTOMER SIGN:_____Ticket C

STANDBY TIME:_____

STANDBY INITIALS:_____

NOTES:

Weyerhaeuser Company
Integrated Waste Management
Material Recovery Transfer Facility
PO Box 188
Longview, WA 98632
(206) 578-4616

QUALITY ROCK PRODUCTS, INC.

10201 LITTLEROCK RD SW - OLYMPIA, WA 98512 - OFFICE: 360-754-7777

TICKET # 483252

DATE & TIME: 10/4/2011 12:09:30 PM

CUSTOMER: 22650 - DLB Earthworks

JOB : 11555 - East Bay Public Plaza
JOB ADD.: 421 Jefferson St NE
JOB CITY: Olympia

PRODUCT : 92 - Certified Scale Contaminated Dirt Back Haul

CARRIER : 22650 - DLB Earthworks

GROSS : 89240 lb
TARE : 36760 lb
NET : 52480 lb

SHIP LOC. : 4 Rochester

JOB PO # :

MAP PAGE :

TRUCK TYPE : Picked Up
TRUCK # : CLIFF1
TRAILER # :

NET TONS : 26.24 tn
DAILY TONS : 170.36 tn
JOB TOTAL : 4748.23 tn

CUSTOMER SIGN:_____Ticket C

STANDBY TIME:_____

STANDBY INITIALS:_____

NOTES:

QUALITY ROCK PRODUCTS, INC.

10201 LITTLEROCK RD SW - OLYMPIA, WA 98512 - OFFICE: 360-754-7777

TICKET # 483226

CUSTOMER: 22650 - DLB Earthworks

JOB : 11555 - East Bay Public Plaza
JOB ADD.: 421 Jefferson St NE
JOB CITY: Olympia

PRODUCT : 92 - Certified Scale Contaminated Dirt Back Haul

CARRIER : 22650 - DLB Earthworks

GROSS : 99440 lb
TARE : 40400 lb
NET : 59040 lb

DATE & TIME: 10/4/2011 8:42:29 AM

SHIP LOC. : 4 Rochester

JOB PO # :

MAP PAGE :

TRUCK TYPE : Picked Up
TRUCK # : MUNN11
TRAILER # :

NET TONS : 29.52 tn
DAILY TONS : 144.12 tn
JOB TOTAL : 4721.99 tn

CUSTOMER SIGN:_____Ticket C

STANDBY TIME:_____

STANDBY INITIALS:_____

NOTES:

Munne #11

Weyerhaeuser Company
Integrated Waste Management
Material Recovery | Transfer Facility
PO Box 188
Longview, WA [illegible]
(206) 578-4616

QUALITY ROCK PRODUCTS, INC.

10201 LITTLEROCK RD SW - OLYMPIA, WA 98512 - OFFICE: 360-754-7777

TICKET # 483224

CUSTOMER: 22650 - DLB Earthworks

JOB : 11555 - East Bay Public Plaza
JOB ADD.: 421 Jefferson St NE
JOB CITY: Olympia

PRODUCT : 92 - Certified Scale Contaminated Dirt Back Haul

CARRIER : 22650 - DLB Earthworks

GROSS : 99000 lb
TARE : 41660 lb
NET : 57340 lb

DATE & TIME: 10/4/2011 8:37:39 AM

SHIP LOC. : 4 Rochester

JOB PO # :

MAP PAGE :

TRUCK TYPE : Picked Up
TRUCK # : HARL15
TRAILER # :

NET TONS : 28.67 tn
DAILY TONS : 114.60 tn
JOB TOTAL : 4692.47 tn

CUSTOMER SIGN:_____Ticket C

STANDBY TIME:_____

STANDBY INITIALS:_____

NOTES:

Weyerhaeuser Company
Integrated Waste Management
Material Recovery / Transfer Facility
PO Box 188
Longview, WA 98632
(206) 578-4616

QUALITY ROCK PRODUCTS, INC.

10201 LITTLEROCK RD SW - OLYMPIA, WA 98512 - OFFICE: 360-754-7777

TICKET # 483223

CUSTOMER: 22650 - DLB Earthworks

JOB : 11555 - East Bay Public Plaza
JOB ADD.: 421 Jefferson St NE
JOB CITY: Olympia

PRODUCT : 92 - Certified Scale Contaminated Dirt Back Haul

CARRIER : 22650 - DLB Earthworks

GROSS : 99320 lb
TARE : 41660 lb
NET : 57660 lb

DATE & TIME: 10/4/2011 8:34:21 AM

SHIP LOC. : 4 Rochester

JOB PO # :

MAP PAGE :

TRUCK TYPE : Picked Up
TRUCK # : HARL25
TRAILER # :

NET TONS : 28.83 tn
DAILY TONS : 85.93 tn
JOB TOTAL : 4663.80 tn

CUSTOMER SIGN:_____Ticket C

STANDBY TIME:_____

STANDBY INITIALS:_____

NOTES:

Weyerhaeuser Company
Integrated Waste Management
Material Recovery | Transfer Facility
PO Box 188
Longview, WA [illegible]
(206) 578-4616

QUALITY ROCK PRODUCTS, INC.

10201 LITTLEROCK RD SW - OLYMPIA, WA 98512 - OFFICE: 360-754-7777

TICKET # 483221

CUSTOMER: 22650 - DLB Earthworks

JOB : 11555 - East Bay Public Plaza
JOB ADD.: 421 Jefferson St NE
JOB CITY: Olympia

PRODUCT : 92 - Certified Scale Contaminated Dirt Back Haul

CARRIER : 22650 - DLB Earthworks

GROSS : 88380 lb
TARE : 36700 lb
NET : 51680 lb

DATE & TIME: 10/4/2011 8:17:36 AM

SHIP LOC. : 4 Rochester

JOB PO # :

MAP PAGE :

TRUCK TYPE : Picked Up
TRUCK # : CLIFF1
TRAILER # :

NET TONS : 25.84 tn
DAILY TONS : 57.10 tn
JOB TOTAL : 4634.97 tn

CUSTOMER SIGN:_____Ticket B

STANDBY TIME:_____

STANDBY INITIALS:_____

NOTES:

QUALITY ROCK PRODUCTS, INC.

10201 LITTLEROCK RD SW - OLYMPIA, WA 98512 - OFFICE: 360-754-7777

TICKET # 483220

CUSTOMER: 22650 - DLB Earthworks

JOB : 11555 - East Bay Public Plaza
JOB ADD.: 421 Jefferson St NE
JOB CITY: Olympia

PRODUCT : 92 - Certified Scale Contaminated Dirt Back Haul

CARRIER : 22650 - DLB Earthworks

GROSS : 104680 lb
TARE : 42160 lb
NET : 62520 lb

DATE & TIME: 10/4/2011 8:10:53 AM

SHIP LOC. : 4 Rochester

JOB PO # :

MAP PAGE :

TRUCK TYPE : Picked Up
TRUCK # : DLB 57
TRAILER # :

NET TONS : 31.26 tn
DAILY TONS : 31.26 tn
JOB TOTAL : 4609.13 tn

CUSTOMER SIGN:_____Ticket B

STANDBY TIME:_____

STANDBY INITIALS:_____

NOTES:

Weyerhaeuser Company
Integrated Waste Management
Material Recovery / Transfer Facility
PO Box 188
Longview, WA 98632
(206) 578-4616

QUALITY ROCK PRODUCTS, INC.

10201 LITTLEROCK RD SW - OLYMPIA, WA 98512 - OFFICE: 360-754-7777

TICKET # 301866

CUSTOMER: 22650 - DLB Earthworks

JOB : 11555 - East Bay Public Plaza
JOB ADD.: 421 Jefferson St NE
JOB CITY: Olympia

PRODUCT : 92 - Certified Scale Contaminated Dirt Backhaul

CARRIER : 22650 - DLB Earthworks

GROSS : 104960 lb
TARE : 41640 lb
NET : 63320 lb

DATE & TIME: 10/3/2011 11:44:06 AM

SHIP LOC. : 2

JOB PO # :

MAP PAGE :

TRUCK TYPE : Picked Up
TRUCK # : DLB57
TRAILER # :

NET TONS : 31.66 tn
DAILY TONS : 31.66 tn
JOB TOTAL : 659.40 tn

OK

CUSTOMER SIGN:_____Ticket B

STANDBY TIME:_____

STANDBY INITIALS:_____

NOTES:

QUALITY ROCK PRODUCTS, INC.

TICKET # 483177

10201 LITTLEROCK RD SW - OLYMPIA, WA 98512 - OFFICE: 360-754-7777

DATE & TIME: 10/3/2011 9:52:13 AM

CUSTOMER: 22650 - DLB Earthworks

JOB : 11555 - East Bay Public Plaza
JOB ADD.: 421 Jefferson St NE
JOB CITY: Olympia

PRODUCT : 92 - Certified Scale Contaminated Dirt Back Haul

CARRIER : 22650 - DLB Earthworks

GROSS : 100760 lb
TARE : 57280 lb
NET : 43480 lb

SHIP LOC. : 4 Rochester

JOB PO # :

MAP PAGE :

TRUCK TYPE : Picked Up
TRUCK # : DLB 50
TRAILER # :

NET TONS : 21.74 tn
DAILY TONS : 21.74 tn
JOB TOTAL : 4599.61 tn

CUSTOMER SIGN: _____ Ticket C

STANDBY TIME: _____

STANDBY INITIALS: _____

NOTES:

QUALITY ROCK PRODUCTS, INC.

TICKET # 484590

10201 LITTLEROCK RD SW - OLYMPIA, WA 98512 - OFFICE: 360-754-7777

DATE & TIME: 11/16/2011 12:20:55 PM

CUSTOMER: 22650 - DLB Earthworks

JOB : 11555 - East Bay Public Plaza
JOB ADD.: 421 Jefferson St NE
JOB CITY: Olympia

PRODUCT : 92 - Certified Scale Contaminated Dirt Back Haul

CARRIER : 22650 - DLB Earthworks

GROSS : 109740 lb
TARE : 42460 lb
NET : 67280 lb

SHIP LOC. : 4 Rochester

JOB PO # :

MAP PAGE :

TRUCK TYPE : Picked Up
TRUCK # : DLB 57
TRAILER # :

NET TONS : 33.64 tn
DAILY TONS : 63.46 tn
JOB TOTAL : 6033.81 tn

CUSTOMER SIGN:_____Ticket C

STANDBY TIME:_____

STANDBY INITIALS:_____

NOTES:

Weyerhaeuser Company
Integrated Waste Management
Material Recovery / Transfer Facility
PO Box 188
Longview, WA 98632
(206) 578-4[illegible]

QUALITY ROCK PRODUCTS, INC.

10201 LITTLEROCK RD SW - OLYMPIA, WA 98512 - OFFICE: 360-754-7777

TICKET # 484577

CUSTOMER: 22650 - DLB Earthworks

JOB : 11555 - East Bay Public Plaza
JOB ADD.: 421 Jefferson St NE
JOB CITY: Olympia

PRODUCT : 92 - Certified Scale Contaminated Dirt Back Haul

CARRIER : 22650 - DLB Earthworks

GROSS : 102200 lb
TARE : 42560 lb
NET : 59640 lb

DATE & TIME: 11/16/2011 8:17:28 AM

SHIP LOC. : 4 Rochester

JOB PO # :

MAP PAGE :

TRUCK TYPE : Picked Up
TRUCK # : DLB 57
TRAILER # :

NET TONS : 29.82 tn
DAILY TONS : 29.82 tn
JOB TOTAL : 6000.17 tn

CUSTOMER SIGN:_____Ticket C

STANDBY TIME:_____

STANDBY INITIALS:_____

NOTES:

Weyerhaeuser Company
Integrated Waste Management
Material Recovery / Transfer Facility
PO Box 188
Longview, WA 98632
(360) 578-4616

QUALITY ROCK PRODUCTS, INC.

10201 LITTLEROCK RD SW - OLYMPIA, WA 98512 - OFFICE: 360-754-7777

TICKET # 484562

CUSTOMER: 22650 - DLB Earthworks

JOB : 11555 - East Bay Public Plaza
JOB ADD.: 421 Jefferson St NE
JOB CITY: Olympia

PRODUCT : 92 - Certified Scale Contaminated Dirt Back Haul

CARRIER : 22650 - DLB Earthworks

GROSS : 100740 lb
TARE : 42360 lb
NET : 58380 lb

DATE & TIME: 11/15/2011 10:28:09 AM

SHIP LOC. : 4 Rochester

JOB PO # :

MAP PAGE :

TRUCK TYPE : Picked Up
TRUCK # : DLB 57
TRAILER # :

NET TONS : 29.19 tn
DAILY TONS : 60.54 tn
JOB TOTAL : 5970.35 tn

CUSTOMER SIGN:_____Ticket C

STANDBY TIME:_____

STANDBY INITIALS:_____

NOTES:

Weyerhaeuser Company
Integrated Waste Management
Material Recovery / Transfer Facility
PO Box 188
Longview, WA 98632
(360) 578-4616

QUALITY ROCK PRODUCTS, INC.

10201 LITTLEROCK RD SW - OLYMPIA, WA 98512 - OFFICE: 360-754-7777

TICKET # 484557

CUSTOMER: 22650 - DLB Earthworks

JOB : 11555 - East Bay Public Plaza
JOB ADD.: 421 Jefferson St NE
JOB CITY: Olympia

PRODUCT : 92 - Certified Scale Contaminated Dirt Back Haul

CARRIER : 22650 - DLB Earthworks

GROSS : 105060 lb
TARE : 42360 lb
NET : 62700 lb

DATE & TIME: 11/15/2011 7:02:10 AM

SHIP LOC. : 4 Rochester

JOB PO # :

MAP PAGE :

TRUCK TYPE : Picked Up
TRUCK # : DLB 57
TRAILER # :

NET TONS : 31.35 tn
DAILY TONS : 31.35 tn
JOB TOTAL : 5941.16 tn

CUSTOMER SIGN:_____Ticket C

STANDBY TIME:_____

STANDBY INITIALS:_____

NOTES:

Weyerhaeuser Company
Integrated Waste Management
Material Recovery / Transfer Facility
PO Box 188
Longview, WA 98632
(360) 578-4616

QUALITY ROCK PRODUCTS, INC.

10201 LITTLEROCK RD SW - OLYMPIA, WA 98512 - OFFICE: 360-754-7777

TICKET # 484550

DATE & TIME: 11/14/2011 10:19:27 AM

CUSTOMER: 22650 - DLB Earthworks

JOB : 11555 - East Bay Public Plaza
JOB ADD.: 421 Jefferson St NE
JOB CITY: Olympia

PRODUCT : 92 - Certified Scale Contaminated Dirt Back Haul

CARRIER : 22650 - DLB Earthworks

GROSS : 106360 lb
TARE : 42360 lb
NET : 64000 lb

SHIP LOC. : 4 Rochester

JOB PO # :

MAP PAGE :

TRUCK TYPE : Picked Up
TRUCK # : DLB 57
TRAILER # :

NET TONS : 32.00 tn
DAILY TONS : 32.00 tn
JOB TOTAL : 5909.81 tn

CUSTOMER SIGN:_____Ticket C

STANDBY TIME:_____

STANDBY INITIALS:_____

NOTES:

Weyerhaeuser Company
Integrated Waste Management
Material Recovery / Transfer Facility
PO Box 188
Olympia WA 98512
(360) 754-4614

QUALITY ROCK PRODUCTS, INC.

10201 LITTLEROCK RD SW - OLYMPIA, WA 98512 - OFFICE: 360-754-7777

TICKET # 484468

DATE & TIME: 11/9/2011 8:06:24 AM

CUSTOMER: 22650 - DLB Earthworks

JOB : 11509 - Port of Olympia Maintenance
JOB ADD.:
JOB CITY: Olympia

PRODUCT : 92 - Certified Scale Contaminated Dirt Back Haul

CARRIER : 22650 - DLB Earthworks

GROSS : 100980 lb
TARE : 42420 lb
NET : 58560 lb

SHIP LOC. : 4 Rochester

JOB PO # : Cargo Yard

MAP PAGE :

TRUCK TYPE : Picked Up
TRUCK # : DLB 57
TRAILER # :

NET TONS : 29.28 tn
DAILY TONS : 29.28 tn
JOB TOTAL : 29.28 tn

CUSTOMER SIGN:_____Ticket C

STANDBY TIME:_____

STANDBY INITIALS:_____

NOTES:

Weyerhaeuser Company
Integrated Waste Management
Material Recovery / Transfer Facility
PO Box 188
Olympia WA 98512
(360) 754-4614

QUALITY ROCK PRODUCTS, INC.

10201 LITTLEROCK RD SW - OLYMPIA, WA 98512 - OFFICE: 360-754-7777

TICKET # 484318

DATE & TIME: 11/3/2011 11:53:41 AM

CUSTOMER: 22650 - DLB Earthworks

JOB : 11555 - East Bay Public Plaza
JOB ADD.: 421 Jefferson St NE
JOB CITY: Olympia

PRODUCT : 92 - Certified Scale Contaminated Dirt Back Haul

CARRIER : 22650 - DLB Earthworks

GROSS : 101600 lb
TARE : 42420 lb
NET : 59180 lb

SHIP LOC. : 4 Rochester

JOB PO # :

MAP PAGE :

TRUCK TYPE : Picked Up
TRUCK # : DLB 57
TRAILER # :

NET TONS : 29.59 tn
DAILY TONS : 29.59 tn
JOB TOTAL : 5848.53 tn

CUSTOMER SIGN:_____Ticket C

STANDBY TIME:_____

STANDBY INITIALS:_____

NOTES:

Weyerhaeuser Company
Integrated Waste Management
Material Recovery / Transfer Facility
PO Box 188
Olympia WA 98512
(360) 754-4614

QUALITY ROCK PRODUCTS, INC.

TICKET # 484969

10201 LITTLEROCK RD SW - OLYMPIA, WA 98512 - OFFICE: 360-754-7777

DATE & TIME: 12/12/2011 12:05:08 PM

CUSTOMER: 22650 - DLB Earthworks

JOB : 11555 - East Bay Public Plaza
JOB ADD.: 421 Jefferson St NE
JOB CITY: Olympia

PRODUCT : 92 - Certified Scale Contaminated Dirt Back Haul

CARRIER : 22650 - DLB Earthworks

GROSS : 106720 lb
TARE : 42340 lb
NET : 64380 lb

SHIP LOC. : 4 Rochester

JOB PO # :

MAP PAGE :

TRUCK TYPE : Picked Up
TRUCK # : DLB 57
TRAILER # :

NET TONS : 32.19 tn
DAILY TONS : 64.56 tn
JOB TOTAL : 6256.82 tn

51005
203-009

CUSTOMER SIGN:_____Ticket C

STANDBY TIME:_____

STANDBY INITIALS:_____

NOTES:

Weyerhaeuser Company
Integrated Waste Management
Material Recovery / Transfer Facility

QUALITY ROCK PRODUCTS, INC.

TICKET # 484958

10201 LITTLEROCK RD SW - OLYMPIA, WA 98512 - OFFICE: 360-754-7777

DATE & TIME: 12/12/2011 8:22:21 AM

CUSTOMER: 22650 - DLB Earthworks

JOB : 11555 - East Bay Public Plaza
JOB ADD.: 421 Jefferson St NE
JOB CITY: Olympia

PRODUCT : 92 - Certified Scale Contaminated Dirt Back Haul

CARRIER : 22650 - DLB Earthworks

GROSS : 107340 lb
TARE : 42600 lb
NET : 64740 lb

SHIP LOC. : 4 Rochester

JOB PO # :

MAP PAGE :

TRUCK TYPE : Picked Up
TRUCK # : DLB 57
TRAILER # :

NET TONS : 32.37 tn
DAILY TONS : 32.37 tn
JOB TOTAL : 6224.63 tn

51005
203-009

CUSTOMER SIGN:_____Ticket C

STANDBY TIME:_____

STANDBY INITIALS:_____

NOTES:

Weyerhaeuser Company
Integrated Waste Management
Material Recovery / Transfer Facility
PO Box 188
Longview, WA 98632
(206) 578-4616

QUALITY ROCK PRODUCTS, INC.

10201 LITTLEROCK RD SW - OLYMPIA, WA 98512 - OFFICE: 360-754-7777

TICKET # 484950

DATE & TIME: 12/9/2011 12:16:10 PM

CUSTOMER: 22650 - DLB Earthworks

JOB : 11555 - East Bay Public Plaza
JOB ADD.: 421 Jefferson St NE
JOB CITY: Olympia

PRODUCT : 92 - Certified Scale Contaminated Dirt Back Haul

CARRIER : 22650 - DLB Earthworks

GROSS : 103820 lb
TARE : 42600 lb
NET : 61220 lb

SHIP LOC. : 4 Rochester
JOB PO # :
MAP PAGE :

TRUCK TYPE : Picked Up
TRUCK # : DLB 57
TRAILER # :

NET TONS : 30.61 tn
DAILY TONS : 63.01 tn
JOB TOTAL : 6192.26 tn

S1005
203-00[illegible]

CUSTOMER SIGN: _____ Ticket C

STANDBY TIME: _____

STANDBY INITIALS: _____

NOTES:

QUALITY ROCK PRODUCTS, INC.

10201 LITTLEROCK RD SW - OLYMPIA, WA 98512 - OFFICE: 360-754-7777

TICKET # 484944

DATE & TIME: 12/9/2011 8:43:09 AM

CUSTOMER: 22650 - DLB Earthworks

JOB : 11555 - East Bay Public Plaza
JOB ADD.: 421 Jefferson St NE
JOB CITY: Olympia

PRODUCT : 92 - Certified Scale Contaminated Dirt Back Haul

CARRIER : 22650 - DLB Earthworks

GROSS : 107400 lb
TARE : 42600 lb
NET : 64800 lb

SHIP LOC. : 4 Rochester
JOB PO # :
MAP PAGE :

S1005
203-009

TRUCK TYPE : Picked Up
TRUCK # : DLB 57
TRAILER # :

NET TONS : 32.40 tn
DAILY TONS : 32.40 tn
JOB TOTAL : 6161.65 tn

CUSTOMER SIGN: _____ Ticket C

STANDBY TIME: _____

STANDBY INITIALS: _____

NOTES: [illegible] Company

QUALITY ROCK PRODUCTS, INC.

10201 LITTLEROCK RD SW - OLYMPIA, WA 98512 - OFFICE: 360-754-7777

TICKET # 484940

DATE & TIME: 12/8/2011 12:34:53 PM

CUSTOMER: 22650 - DLB Earthworks

JOB : 11555 - East Bay Public Plaza
JOB ADD.: 421 Jefferson St NE
JOB CITY: Olympia

PRODUCT : 92 - Certified Scale Contaminated Dirt Back Haul

CARRIER : 22650 - DLB Earthworks

GROSS : 104920 lb
TARE : 40400 lb
NET : 64520 lb

SHIP LOC. : 4 Rochester
JOB PO # :
MAP PAGE :

51005
203-009

TRUCK TYPE : Picked Up
TRUCK # : Mumm11
TRAILER # :

NET TONS : 32.26 tn
DAILY TONS : 65.47 tn
JOB TOTAL : 6129.25 tn

CUSTOMER SIGN: _____ Ticket B

STANDBY TIME: _____

STANDBY INITIALS: _____

NOTES: [illegible] Company
Integrated Waste Management
Material Recovery & Transfer Facility
PO Box 188
Longview, WA 98632
(206) 578-4618

QUALITY ROCK PRODUCTS, INC.

10201 LITTLEROCK RD SW - OLYMPIA, WA 98512 - OFFICE: 360-754-7777

TICKET # 484935

CUSTOMER: 22650 - DLB Earthworks

JOB : 11555 - East Bay Public Plaza
JOB ADD.: 421 Jefferson St NE
JOB CITY: Olympia

PRODUCT : 92 - Certified Scale Contaminated Dirt Back Haul

CARRIER : 22650 - DLB Earthworks

GROSS : 106820 lb
TARE : 40400 lb
NET : 66420 lb

CUSTOMER SIGN:_____Ticket C

STANDBY TIME:_____

STANDBY INITIALS:_____

DATE & TIME: 12/8/2011 8:22:29 AM

SHIP LOC. : 4 Rochester

JOB PO # :

MAP PAGE :

TRUCK TYPE : Picked Up
TRUCK # : Mummll
TRAILER # :

NET TONS : 33.21 tn
DAILY TONS : 33.21 tn
JOB TOTAL : 6096.99 tn

NOTES:

QUALITY ROCK PRODUCTS, INC.

10201 LITTLEROCK RD SW - OLYMPIA, WA 98512 - OFFICE: 360-754-7777

TICKET # 484925

CUSTOMER: 22650 - DLB Earthworks

JOB : 11555 - East Bay Public Plaza
JOB ADD.: 421 Jefferson St NE
JOB CITY: Olympia

PRODUCT : 92 - Certified Scale Contaminated Dirt Back Haul

CARRIER : 22650 - DLB Earthworks

GROSS : 102540 lb
TARE : 42600 lb
NET : 59940 lb

CUSTOMER SIGN:_____Ticket C

STANDBY TIME:_____

STANDBY INITIALS:_____

DATE & TIME: 12/7/2011 11:25:46 AM

SHIP LOC. : 4 Rochester

JOB PO # : 51005/203.009

MAP PAGE :

TRUCK TYPE : Picked Up
TRUCK # : DLB 57
TRAILER # :

NET TONS : 29.97 tn
DAILY TONS : 29.97 tn
JOB TOTAL : 6063.78 tn

NOTES:

QUALITY ROCK PRODUCTS, INC.

TICKET # 485391

10201 LITTLEROCK RD SW - OLYMPIA, WA 98512 - OFFICE: 360-754-7777

DATE & TIME: 1/26/2012 10:19:00 AM

CUSTOMER: 22650 - DLB Earthworks

JOB : 11555 - East Bay Public Plaza
JOB ADD.: 421 Jefferson St NE
JOB CITY: Olympia

PRODUCT : 93 - Certified Weight Check

CARRIER : 22650 - DLB Earthworks

GROSS : 57140 lb
TARE : 28920 lb
NET : 28220 lb

SHIP LOC. : 4 Rochester

JOB PO # :

MAP PAGE :

TRUCK TYPE : Picked Up
TRUCK # : DLB 57
TRAILER # :

NET TONS : 14.11 tn
DAILY TONS : 14.11 tn
JOB TOTAL : 14.11 tn

CUSTOMER SIGN:_____Ticket A

STANDBY TIME:_____

STANDBY INITIALS:_____

NOTES:

Appendix F - PARCEL 5:

QUALITY ROCK PRODUCTS, INC.

10201 LITTLEROCK RD SW - OLYMPIA, WA 98512 - OFFICE: 360-754-7777

TICKET # 471771

DATE & TIME: 1/28/2011 1:43:04 PM

CUSTOMER: 17150 - Ceccanti Construction

JOB : 10572 - Athletic Complex Ph II
JOB ADD.: Marvin Rd
JOB CITY:

PRODUCT : 50BP - Ballast PU

CARRIER : 17150 - Ceccanti Construction

GROSS : 105120 lb
TARE : 42520 lb
NET : 62600 lb

SHIP LOC. : 4

JOB PO # :

MAP PAGE :

TRUCK TYPE : Picked Up
TRUCK # : Cecc-83
TRAILER # :

NET TONS : 31.30 tn
DAILY TONS : 62.98 tn
JOB TOTAL : 62.98 tn

CUSTOMER SIGN:_____Ticket B

STANDBY TIME:_____

STANDBY INITIALS:_____

NOTES: 691/009
469.1 Tons

QUALITY ROCK PRODUCTS, INC.

10201 LITTLEROCK RD SW - OLYMPIA, WA 98512 - OFFICE: 360-754-7777

TICKET # 471770

DATE & TIME: 1/28/2011 1:41:33 PM

CUSTOMER: 17150 - Ceccanti Construction

JOB : 10572 - Athletic Complex Ph II
JOB ADD.: Marvin Rd
JOB CITY:

PRODUCT : 50BP - Ballast PU

CARRIER : 17150 - Ceccanti Construction

GROSS : 105840 lb
TARE : 42480 lb
NET : 63360 lb

SHIP LOC. : 4

JOB PO # :

MAP PAGE :

TRUCK TYPE : Picked Up
TRUCK # : 84
TRAILER # :

NET TONS : 31.68 tn
DAILY TONS : 31.68 tn
JOB TOTAL : 31.68 tn

CUSTOMER SIGN:_____Ticket B

STANDBY TIME:_____

STANDBY INITIALS:_____

NOTES: 691/009

QUALITY ROCK PRODUCTS, INC.

10201 LITTLEROCK RD SW - OLYMPIA, WA 98512 - OFFICE: 360-754-7777

TICKET # 471767

DATE & TIME: 1/28/2011 1:28:15 PM

CUSTOMER: 17150 - Ceccanti Construction

JOB : 11367 - Hands On Children's Museum
JOB ADD.: Marine Drive
JOB CITY: Olympia

PRODUCT : 50BP - Ballast PU

CARRIER : 17150 - Ceccanti Construction

GROSS : 53860 lb
TARE : 27480 lb
NET : 26380 lb

SHIP LOC. : 4

JOB PO # :

MAP PAGE :

TRUCK TYPE : Picked Up
TRUCK # : 85 Solo
TRAILER # :

NET TONS : 13.19 tn
DAILY TONS : 389.14 tn
JOB TOTAL : 1557.21 tn

CUSTOMER SIGN:_____Ticket B

STANDBY TIME:_____

STANDBY INITIALS:_____

NOTES: 691/009

QUALITY ROCK PRODUCTS, INC.

10201 LITTLEROCK RD SW - OLYMPIA, WA 98512 - OFFICE: 360-754-7777

TICKET # 471761

DATE & TIME: 1/28/2011 12:17:02 PM

CUSTOMER: 17150 - Ceccanti Construction

JOB : 11367 - Hands On Children's Museum
JOB ADD.: Marine Drive
JOB CITY: Olympia

PRODUCT : 50BP - Ballast PU

CARRIER : 17150 - Ceccanti Construction

GROSS : 105300 lb
TARE : 42480 lb
NET : 62820 lb

SHIP LOC. : 4

JOB PO # :

MAP PAGE :

TRUCK TYPE : Picked Up
TRUCK # : 84
TRAILER # :

NET TONS : 31.41 tn
DAILY TONS : 375.95 tn
JOB TOTAL : 1544.02 tn

691/009

CUSTOMER SIGN:_____Ticket B

STANDBY TIME:_____

STANDBY INITIALS:_____

NOTES:

QUALITY ROCK PRODUCTS, INC.

10201 LITTLEROCK RD SW - OLYMPIA, WA 98512 - OFFICE: 360-754-7777

TICKET # 471760

DATE & TIME: 1/28/2011 12:13:54 PM

CUSTOMER: 17150 - Ceccanti Construction

JOB : 11367 - Hands On Children's Museum
JOB ADD.: Marine Drive
JOB CITY: Olympia

PRODUCT : 50BP - Ballast PU

CARRIER : 17150 - Ceccanti Construction

GROSS : 105240 lb
TARE : 42520 lb
NET : 62720 lb

SHIP LOC. : 4

JOB PO # :

MAP PAGE :

TRUCK TYPE : Picked Up
TRUCK # : Cecc-83
TRAILER # :

NET TONS : 31.36 tn
DAILY TONS : 344.54 tn
JOB TOTAL : 1512.61 tn

691/009

CUSTOMER SIGN:_____Ticket B

STANDBY TIME:_____

STANDBY INITIALS:_____

NOTES:

QUALITY ROCK PRODUCTS, INC.

10201 LITTLEROCK RD SW - OLYMPIA, WA 98512 - OFFICE: 360-754-7777

TICKET # 471759

DATE & TIME: 1/28/2011 11:40:00 AM

CUSTOMER: 17150 - Ceccanti Construction

JOB : 11367 - Hands On Children's Museum
JOB ADD.: Marine Drive
JOB CITY: Olympia

PRODUCT : 50BP - Ballast PU

CARRIER : 17150 - Ceccanti Construction

GROSS : 104980 lb
TARE : 42640 lb
NET : 62340 lb

SHIP LOC. : 4

JOB PO # :

MAP PAGE :

TRUCK TYPE : Picked Up
TRUCK # : 85
TRAILER # :

NET TONS : 31.17 tn
DAILY TONS : 313.18 tn
JOB TOTAL : 1481.25 tn

691/009

CUSTOMER SIGN:_____Ticket B

STANDBY TIME:_____

STANDBY INITIALS:_____

NOTES:

QUALITY ROCK PRODUCTS, INC.

10201 LITTLEROCK RD SW - OLYMPIA, WA 98512 - OFFICE: 360-754-7777

TICKET # 471756

DATE & TIME: 1/28/2011 10:48:27 AM

CUSTOMER: 17150 - Ceccanti Construction

JOB : 11367 - Hands On Children's Museum
JOB ADD.: Marine Drive
JOB CITY: Olympia

PRODUCT : 50BP - Ballast PU

CARRIER : 17150 - Ceccanti Construction

GROSS : 103380 lb
TARE : 42520 lb
NET : 60860 lb

SHIP LOC. : 4

JOB PO # :

MAP PAGE :

TRUCK TYPE : Picked Up
TRUCK # : Cecc-83
TRAILER # :

NET TONS : 30.43 tn
DAILY TONS : 282.01 tn
JOB TOTAL : 1450.08 tn

691/009

CUSTOMER SIGN:_____Ticket B

STANDBY TIME:_____

STANDBY INITIALS:_____

NOTES:

[redacted]CK PRODUCTS, INC.

[redacted]TTLEROCK RD SW - OLYMPIA, WA 98512 - OFFICE: 360-754-7777

TICKET # 471755

DATE & TIME: 1/28/2011 10:43:47 AM

CUSTOMER: 17150 - Ceccanti Construction

JOB : 11367 - Hands On Children's Museum
JOB ADD.: Marine Drive
JOB CITY: Olympia

PRODUCT : 50BP - Ballast PU

CARRIER : 17150 - Ceccanti Construction

GROSS : 103140 lb
TARE : 42480 lb
NET : 60660 lb

SHIP LOC. : 4

JOB PO # :

MAP PAGE :

TRUCK TYPE : Picked Up
TRUCK # : 84
TRAILER # :

NET TONS : 30.33 tn
DAILY TONS : 251.58 tn
JOB TOTAL : 1419.65 tn

691/009

CUSTOMER SIGN:_____Ticket B

STANDBY TIME:_____

STANDBY INITIALS:_____

NOTES:

QUALITY ROCK PRODUCTS, INC.

10201 LITTLEROCK RD SW - OLYMPIA, WA 98512 - OFFICE: 360-754-7777

TICKET # 471753

DATE & TIME: 1/28/2011 9:37:39 AM

CUSTOMER: 17150 - Ceccanti Construction

JOB : 11367 - Hands On Children's Museum
JOB ADD.: Marine Drive
JOB CITY: Olympia

PRODUCT : 50BP - Ballast PU

CARRIER : 17150 - Ceccanti Construction

GROSS : 104800 lb
TARE : 42520 lb
NET : 62280 lb

SHIP LOC. : 4

JOB PO # :

MAP PAGE :

TRUCK TYPE : Picked Up
TRUCK # : Cecc-83
TRAILER # :

NET TONS : 31.14 tn
DAILY TONS : 221.25 tn
JOB TOTAL : 1389.32 tn

691/009

CUSTOMER SIGN:_____Ticket B

STANDBY TIME:_____

STANDBY INITIALS:_____

NOTES:

QUALITY ROCK PRODUCTS, INC.

TICKET # 471768

10201 LITTLEROCK RD SW' - OLYMPIA, WA 98512 - OFFICE: 360-754-7777

DATE & TIME: 1/28/2011 1:28:46 PM

CUSTOMER: 17150 - Ceccanti Construction

JOB : 11367 - Hands On Children's Museum
JOB ADD.: Marine Drive
JOB CITY: Olympia

PRODUCT : 30P - Washed Sand PU

CARRIER : 17150 - Ceccanti Construction

GROSS : 48740 lb
TARE : 14780 lb
NET : 33960 lb

SHIP LOC. : 4

JOB PO # :

MAP PAGE :

TRUCK TYPE : Picked Up
TRUCK # : 85 Trailer
TRAILER # :

NET TONS : 16.98 tn
DAILY TONS : 16.98 tn
JOB TOTAL : 16.98 tn

CUSTOMER SIGN:_____Ticket B

STANDBY TIME:_____

STANDBY INITIALS:_____

NOTES: 691/009

Sand to bed utility trench
Thru South end of Ex. #1

3-2-11

87.98 TONS

New Tare Weight

C-85

PORT OF OLYMPIA

Pile 18 & 19

TICKET 31149

SCALE NO. 1

CUSTOMER 82 CECCANTI

GROSS 42520 LB

TIME 06:50 AM 02 MAR 11

TARE

C-84

PORT OF OLYMPIA

TARE

TICKET 31150

SCALE NO. 2

CUSTOMER 82 CECCANTI

GROSS 42040 LB

TIME 06:51 AM 02 MAR 11

C-85

PORT OF OLYMPIA

Pile 18 & 19

Placed in Haul Road

TICKET 31153

SCALE NO. 1

CUSTOMER 82 CECCANTI

Tare - 42,520

GROSS 97860 LB

NET 55,340

TIME 07:30 AM 02 MAR 11

27.67 TONS

Pacific Rim Material Recovery / Transfer Facility
PO Box 188
Longview, WA 98632
(206) 578-4616

C-85

PORT OF OLYMPIA

Placed in Haul Road

TICKET 31161

Pile 18 & 19

SCALE NO. 1

CUSTOMER 82 CECCANTI

Tare - 42,520

GROSS 105020 LB

Net - 62,500

TIME 11:39 AM 02 MAR 11

31.25 TONS

Pile 18 & 19

C-84

PORT OF OLYMPIA

Placed in Haul Road

TICKET 31154

SCALE NO. 1

CUSTOMER 82 CECCANTI

Tare - 42,040

GROSS 100160 LB

58,120

TIME 07:45 AM 02 MAR 11

29.06 TONS

3-2-11

C-85
Tare 42.520

PORT OF OLYMPIA

Pile 18/19

TICKET 31165

SCALE NO. 1

CUSTOMER 82 CECCANTI
Tare- 42,520
GROSS 102660 LB
NET- 60,140
TIME 07:22 AM 03 MAR 11

30.07 TONS

C-85
3-3-11
60.99 TONS

C-85
Tare Weight 42.520

PORT OF OLYMPIA

Pile 18/19

TICKET 31172

SCALE NO. 1

CUSTOMER 82 CECCANTI
Tare- 42,520
GROSS 104360 LB
NET- 61,840
TIME 11:20 AM 03 MAR 11

30.92 TONS

3-4-11

123.14 TONS

C-85

Tare Weight 42,520

PORT OF OLYMPIA

Pile 18/19

TICKET 31183

SCALE NO. 1

CUSTOMER 82 CECCANTI

GROSS 106400 LB

TIME 07:18 AM 04 MAR 11

31.94 TONS

C-85

Tare Weight 42,520

PORT OF OLYMPIA

Pile 18/19

TICKET 31197

SCALE NO. 1

CUSTOMER 82 CECCANTI

GROSS 105060 LB

TIME 11:41 AM 04 MAR 11

31.27 TONS

Ceccanti C83

TIME 11:13 AM 04 MAR 11

PORT OF OLYMPIA

Pile 18+19

TICKET 31195

SCALE NO. 1

CUSTOMER 82 CECCANTI

GROSS 102220 LB

TIME 11:30 AM 04 MAR

29.96 TONS

Waste Connections Company
Integrated Waste Management
Material Recovery / Transfer Facility
PO Box 188
Longview, WA 98632
(206) 578-4616

C-83 ~~Pile~~ Ceccanti

PORT OF OLYMPIA

Pile 18 X 19

TICKET 31185

SCALE NO. 1

CUSTOMER 82 CECCANTI

GROSS 102240 LB

TIME 07:37 AM 04 MAR 11

29.97 TONS

Waste Connections Company
Integrated Waste Management
Material Recovery / Transfer Facility
PO Box 188
Longview, WA 98632
(206) 578-4616

Ceccanti C-83

PORT OF OLYMPIA

TICKET 31181

SCALE NO. 1

CUSTOMER 82 CECCANTI

GROSS 42300 LB

TIME 06:44 AM 04 MAR 11

TARE

PORT OF OLYMPIA

ET 31315

E NO. 1

MER 82 CECCANTI

S 42200 LB

06:05 AM 10 MAR 11

C-84
Ceccanti
Hauled on
M&S

TARE 42200

PORT OF OLYMPIA

TICKET 31319

SCALE NO. 1

CUSTOMER 82 CECCANTI

GROSS 105540 LB

TIME 06:46 AM 10 MAR 11

C-84
Ceccanti
Hauled on
M&S

Pile #32

31.67 TONS

TARE 42200

PORT OF OLYMPIA

TICKET 31335

SCALE NO. 1

CUSTOMER 82 CECCANTI

GROSS 103800 LB

TIME 10:33 AM 10 MAR 11

C-84
Child
Hauled on
Pile #32

30.8 TONS

TARE C-42

PORT OF OLYMPIA

KET 31317

E NO. 1

TOMER 82 CECCANTI

S 44860 LB

06:07 AM 10 MAR 11

C42
44860

PORT OF OLYMPIA

TICKET 31321

SCALE NO. 1

CUSTOMER 82 CECCANTI

GROSS 104780 LB

TIME 07:02 AM 10 MAR 11

Pile 32

Integrated Waste Management
Material Recovery / Transfer Facility
PO Box 188
Longview, WA 98632
(206) 578-4616

29.96 TON

C42
44860

PORT OF OLYMPIA

TICKET 31337

SCALE NO. 1

CUSTOMER 82 CECCANTI

GROSS 105860 LB

TIME 10:39 AM 10 MAR 11

Pile 32

30.5 TON

C-84 + C-42
3-10-11
122.93 TONS

C-85
42,320

PORT OF OLYMPIA

TICKET 31318 Pile 32

SCALE NO. 2

CUSTOMER 82 CECCANTI

GROSS 105200 LB

TIME 06:36 AM 10 MAR 11

31.49 TONS

Weyerhaeuser Company
Integrated Waste Management
Material Recovery / Transfer facility
PO Box 188
Longview, WA 98632
(206) 578-4614

C-85
42,320

PORT OF OLYMPIA

TICKET 31336 Pile 32

SCALE NO. 1

CUSTOMER 82 CECCANTI

GROSS 105220 LB

TIME 10:38 AM 10 MAR 11

31.45 TONS

C-85 TARE

PORT OF OLYMPIA

TICKET 31316

SCALE NO. 2

CUSTOMER 82 CECCANTI

GROSS 42320 LB

TIME 06:05 AM 10 MAR 11

C-85

3-10-11

62.89 TONS

PORT OF OLYMPIA

Ceccanti

TICKET 31353

C83

SCALE NO. 1

Pile 31

CUSTOMER 82 CECCANTI

GROSS 106100 LB

TIME 06:54 AM 11 MAR 11

31.92 TONS

Weyerhaeuser Company
Integrated Waste Management
Material Recovery | Transfer Facility
PO Box 188
Longview, WA 98632
(206) 578-4616

TARE 42260

PORT OF OLYMPIA TARE

Ceccanti

TICKET 31347

C 83

SCALE NO. 1

CUSTOMER 82 CECCANTI

GROSS 42260 LB

TIME 06:04 AM 11 MAR 11

Weyerhaeuser Company
Integrated Waste Management
Material Recovery | Transfer Facility
PO Box 188
Longview, WA 98632
(206) 578-4616

PORT OF OLYMPIA

Ceccanti

TICKET 31371

C83

SCALE NO. 1

CUSTOMER 82 CECCANTI

Pile 31

GROSS 105320 LB

TIME 10:55 AM 11 MAR 11

Weyerhaeuser Company
Integrated Waste Management
Material Recovery | Transfer Facility
PO Box 188
Longview, WA 98632
(206) 578-4616

31.53 TONS

Tare 42260

187.65 TONS

TOTAL 3-11-11

C-85

TARE 42.320

PORT OF OLYMPIA

Pile 19/31

TICKET 31368

SCALE NO. 1

CUSTOMER 82 CECCANTI

GROSS 103560 LB

TIME 10:27 AM 11 MAR 11

30.62 TONS

C-85

TARE 42.320

PORT OF OLYMPIA

Pile 31

TICKET 31351

SCALE NO. 1

CUSTOMER 82 CECCANTI

GROSS 105320 LB

TIME 06:34 AM 11 MAR 11

31.50 TONS

Weyerhaeuser Company
Integrated Waste Management
Material Recovery / Transfer Facility
PO Box 188
Longview, WA 98632
(206) 578-4616

C 84
42200 TARE

PORT OF OLYMPIA

Pile 31

TICKET 31352

SCALE NO. 1

CUSTOMER 82 CECCANTI

GROSS 105160 LB

TIME 06:52 AM 11 MAR 11

31.48 TONS

C 84 42200 TARE

PORT OF OLYMPIA

Pile 31.

TICKET 31370

SCALE NO. 1

CUSTOMER 82 CECCANTI

GROSS 103380 LB

TIME 10:41 AM 11 MAR 11

30.59 TONS

C-83 TARE

PORT OF OLYMPIA 42260

TICKET 31394

SCALE NO. 2

CUSTOMER 82 CECCANTI
NET 42,260
GROSS 105860 LB
NET - 63,600 31.80
TIME 10:04 AM 14 MAR 11

Pile 31

Weyerhaeuser Company
Integrated Waste Management
Material Recovery / Transfer Facility
PO Box 188
Longview, WA 98632
(206) 578-4616

C84
42200

PORT OF OLYMPIA

TICKET 31396 Pile 31

SCALE NO. 1

CUSTOMER 82 CECCANTI
TARE - 42,200
GROSS 104780 LB 31.29
NET - 62,580 TONS
TIME 10:08 AM 14 MAR 11

Weyerhaeuser Company
Integrated Waste Management
Material Recovery / Transfer Facility
PO Box 188
Longview, WA 98632
(206) 578-4616

C-85
42,320

PORT OF OLYMPIA

TICKET 31393 Pile 31

SCALE NO. 1

CUSTOMER 82 CECCANTI 37.08
GROSS 108480 LB Tons

TIME 09:40 AM 14 MAR 11

Material Recovery / Transfer Facility
PO Box 188
Longview, WA 98632
(206) 578-4616

C84
42200

PORT OF OLYMPIA

TICKET 31389 PILE 31

SCALE NO. 1

CUSTOMER 82 CECCANTI
TARE - 42,200
GROSS 105260 LB 31.53
NET - 63,060 Tons
TIME 05:56 AM 14 MAR 11

C-85
42,320

PORT OF OLYMPIA

Pile 31

TICKET 31387

SCALE NO. 1

Ceccanti 85 29.36
GROSS 101040 LB Tons

TIME 05:50 AM 14 MAR 11

C83 TARE
42260

PORT OF OLYMPIA

Ceccanti

TICKET 31388

SCALE NO. 1

CUSTOMER 82 CECCANTI
TARE - 42,260
GROSS 104240 LB 30.99
NET - 61,980 Tons
TIME 05:55 AM 14 MAR 11

Pile 31

C-83, C84, C-85
185.05 TONS

3-14-11

TANE C83
42260

PORT OF OLYMPIA

Ceccanti

TICKET 31408

SCALE NO. 1

CUSTOMER 82 CECCANTI

30.10 TONS

GROSS 102460 LB

TIME 05:50 AM 15 MAR 11

Weyerhaeuser Company
Integrated Waste Management
Material Recovery / Transfer Facility
PO Box 188
Longview, WA 98632
(206) 578-4616

Pile 26

C84
42200

PORT OF OLYMPIA

TICKET 31410

Pile 26

ENTER 0 00
WEIGH-IN 103440 LB
TIME 06:02 AM 15 MAR 11

30.62 TONS

Weyerhaeuser Company
Integrated Waste Management
Material Recovery / Transfer Facility
PO Box 188
Longview, WA 98632
(206) 578-4616

C-85
42.320

PORT OF OLYMPIA

file 26

TICKET 31417

CALE NO. 1

USTOMER 82 CECCANTI

ROSS 104140 LB

30.91 TONS

IME 09:39 AM 15 MAR 11

Weyerhaeuser Company
Integrated Waste Management
Material Recovery / Transfer Facility
PO Box 188
Longview, WA 98632
(206) 578-4616

Ceccanti

PORT OF OLYMPIA C83

TICKET 31418 TANE 42260

SCALE NO. 1

CUSTOMER 82 CECCANTI

31.27 TONS

GROSS 104800 LB

TIME 09:40 AM 15 MAR 11

Weyerhaeuser Company
Integrated Waste Management
Material Recovery / Transfer Facility
PO Box 188
Longview, WA 98632
(206) 578-4616

Pile 26

C84
42200

PORT OF OLYMPIA

TICKET 31420

Pile 26

SCALE NO. 1

CUSTOMER 82 CECCANTI

31.17 TONS

GROSS 104540 LB

TIME 09:54 AM 15 MAR 11

Weyerhaeuser Company
Integrated Waste Management
Material Recovery / Transfer Facility
PO Box 188
Longview, WA 98632
(206) 578-4616

C-85
42.320

PORT OF OLYMPIA

Pile 26

TICKET 31407

SCALE NO. 1

30.5

CUSTOMER 82 CECCANTI

GROSS 103500 LB

TIME 05:41 AM 15 MAR 11

Weyerhaeuser Company
Integrated Waste Management
Material Recovery / Transfer Facility
PO Box 188
Longview, WA 98632
(206) 578-4616

C83, C84, C85
3-15-11
184.57 TONS

Weyerhaeuser
The future is growing™

Landfill
3434 South Silver Lake Rd
Castle Rock WA 98611
Tel (360) 274 6492
Fax (360) 274 6393

LOAD SUMMARY

CECCANTI - CHILDRENS HANDS ON MUSEUM

6/6/2011

DATE	TIME	CUSTOMER	HAULER, DRIVER, TRUCK#	GROSS WGT (LBS)	TARE WGT (LBS)	NET WGT (LBS)	TICKET #
6/6/2011	8:10A	Childrens Museum	Ceccanti - Cheryl - #42	105,640	44,180	61,460	32943
6/6/2011	8:12A	Childrens Museum	Ceccanti - Joanne - #C84	102,320	42,200	60,120	32942
6/6/2011	12:20P	Childrens Museum	Ceccanti - Joanne - #C84	102,680	42,200	60,480	32957
6/6/2011	12:20P	Childrens Museum	Ceccanti - Cheryl - #42	55,860	27,500	28,360	32959

Total Load Count:	**4**	**Total Net Weight (LBS):**	**210,420**
		Total Net Weight (TONS):	**105.2**

100th Anniversary

TRUCK LOG SHEET

Ctrl #	DATE	TIME	CUSTOMER	HAULER, DRIVER & TRUCK#	GROSS/TARE WGT (LBS)	TICKET #	SYSTEM ID# (OFFICE USE ONLY)
6937	6/1/11	1:30p	F.V. KEYS	[illegible]	14380 / 10800	[illegible]	
6938	6-1 "	2:30	CDL RECYCLE	JORDAN 841	94 [illegible] 41,951		
6939	6-2-11	6:45	Riverside	CRT Brian 44	95,800 95,660	31088	
6940	6-2-11	7:30	Riverside	CRT [illegible] 45	87,600 41,28	31078	
6941	6-2-11	7:30	RIVERGATE	[illegible] BOB 41	88 [illegible] 43,280	31073	
6942	6-2-11	11:00	LV Fibre	WASTE CONTROL Tim 35	78,100 36,820		
6943	6-2-11	1:30	RIVERGATE	CRT BOB 41	88460 43340	31126	
6944	6-3-11	6:00	Riverside	CRT Brian 43	87 [illegible] 41300	31141	
6945	6-3-11	6:30	RIVERGATE	CRT, BOB 41	87860 [illegible]	31137	
6946	6-3-11	[illegible]	[illegible]	[illegible]	[illegible]	[illegible]	
6947	6-6-11	8:10	[illegible]	Cecanti 42 Cheryl	105640 44180	32943	
6948	6-6-11	8:12	CHILDREN'S MUSEUM	CECANTI 84 JANE	102320 42202	32142	
6949	6-6-11	9:15	Riverside	CRT Brian 44	94,830 45220	31487	
6950	6-6-11	9:25	LV Fibre	WASTE CONTROL Tim 35	102,440 36,620	✓	
6951	6-6-11	11:25	LV Fibre	WASTE CONTROL Tim 35	[illegible] 36,680	✓	
6952	6-6-11	12:20	CHILDREN'S MUSEUM	CECANTI 84 JANE	102680 42200	32957	
6953	6-6-11	"	"	Cecanti 42 Cheryl	55860 27500	32951	
6954	6/6/11	12:30	CDL	Jordan Dave 70	97116 [illegible]	✓	
6955	6-7-11	6:15	RIVERGATE	CRT BOB 41	87090 43200	31231	
6956	6-7-11	6:30	Riverside	CRT Brian 44	88,080 45740	31254	
6957	6-7-11	6:30	Riverside	CRT [illegible] 43	85,520 40,820	31232	
6958	6-7-11	6:35	Riverside	CRT Dean 42	95,520 [illegible]	31233	
6959	6-7-11	9:20	LV Fibre	WASTE CONTROL Tim 35	101,980 36,960	✓	

PLEASE OBEY STOP SIGNS @ RR CROSSING - TRAIN RAIL MTCE EQUIPMENT HAVE THE RIGHT OF WAY

*** * * REMEMBER <u>30 MPH MAX SPEED</u> THRU RESIDENTIAL AREAS * * ***

C.42
TARE 44180

PORT OF [illegible]

Job #691
008

TICKET 32945

SCALE NO. 1

CUSTOMER OF [illegible]

TRUCK [illegible]

TIME 05:57 AM 06 JUL

Weyerhaeuser Company
Integrated Waste Management
Material Recovery / Transfer Facility
PO Box 188
Longview, WA 98632
(206) 578-4618

C 42
TARE 5020 27500

PORT OF OLYMPIA

Job # 691
008

TICKET 32959

SCALE NO. 1

CUSTOMER ID LECCANTI

GROSS 55860 LB

TIME 09:48 AM 06 JUN 11

Weyerhaeuser Company
Integrated Waste Management
Material Recovery / Transfer facility
PO Box 188
Longview, WA 98632
(206) 578-4616

Weyerhaeuser Company
Integrated Waste Management
Material Recovery / Transfer facility
PO Box 188
Longview, WA 98632
(206) 578-4616

Weyerhaeuser
The future is growing™

Landfill
3434 South Silver Lake Rd
Castle Rock WA 98611
Tel (360) 274 6492
Fax (360) 274 6393

LOAD SUMMARY

CECCANTI - CHILDRENS HANDS ON MUSEUM

5/30/2011 thru 6/3/2011

DATE	TIME	CUSTOMER	HAULER, DRIVER, TRUCK#	GROSS WGT (LBS)	TARE WGT (LBS)	NET WGT (LBS)	TICKET #
6/1/2011	9:04A	Childrens Museum	Ceccanti - Joanne - #C84	103,520	42,200	61,320	32868
6/1/2011	9:08A	Childrens Museum	Ceccanti - Cheryl - #42	106,240	44,180	62,060	32867
6/1/2011	1:15P	Childrens Museum	Ceccanti - Joanne - #C84	104,260	42,200	62,060	32880
6/1/2011	1:15P	Childrens Museum	Ceccanti - Cheryl - #42	106,880	44,180	62,700	32879

Total Load Count:	**4**	**Total Net Weight (LBS):**	**248,140**
		Total Net Weight (TONS):	**124.1**

100th Anniversary

TRUCK LOG SHEET

Ctrl #	DATE	TIME	CUSTOMER	HAULER, DRIVER & TRUCK#	GROSS/TARE WGT (LBS)	TICKET #	SYSTEM ID# (OFFICE USE ONLY)
6914	5-31-11	[illegible]	Paul Kelso	Hartzell Bark #Clay	13,320 10,800	[illegible]	
6915	5-31-11	7:15	Schnitzer	Wilkins, Bmr. 08-101	102,820 40,380	✓	
6916	5-31-11	7:25	PNE	Joel Colson #72	NET 13 Ton		
6917	5-31-11	9:50	Paul Kelso	Hartzell Bark Clay	14,280 10,800	94984244	
6918	5-31-11	9:55	Rivergate	CRT #43	82,000 41,320	30986	
6919	5-31-11	11:18	Schnitzer	Wilkins, Stuart 08-103	101780 40120	✓	
6920	5-31-11	11:25	Rivergate	CRT 42 Kat	94,700 45440	30995	
6921	5-31-11	11:33	Schnitzer	Wilkins Bmr 08-101	102,300 40,880	✓	
6922	5-31-11	1:35	Paul Kelso	Hartzell Bark Clay	14860 10800	94984260	
6923	6-1-11	6:45	Rivergate	CRT Brian 44	95,380 45,740	31038	
6924	6-1-11	6:57	Paul Kelso	Hartzell Bark Paul	14280 / 10800	94984291	
6925	6-1-11	7:15	Schnitzer	Wilkins Stuart 08-103	102020 39860	✓	
6926	6-1-11	7:35	Rivergate	CRT Jeff D 45	87,940 41,100	31037	
6927	6-1-11	7:45	Rivergate	CRT 43	89,940 41,220	31040	
6928	6-1-11	8:00	Rivergate	CRT 42 Kat	77,240 45,420	31041	
6929	6-1-11	8:48	Lv Fibre	Waste Control Tim 35	104,340 37,020	✓	
6930	6-1-11	9:04	Childrens Museum	Ceccanti 84 Joanne	103520 42200	32868	
6931	6-1-11	9:08	" "	Ceccanti 42 Cheryl	106240 44180	32867	
6932	~~6-1-11~~	~~11:01~~	~~Paul Kelso~~	~~Hartzell Bark/Paul~~	~~14320~~	~~10800~~	~~94984264~~
6933	~~6-1-11~~	~~11:06~~	~~Lv Fibre~~	~~Waste Control Tim 35~~	~~97,100~~	~~37,020~~	~~✓~~
6934	~~6-1-11~~	~~11:38~~	~~Schnitzer~~	~~Wilkins, Stuart 08-103~~	~~103960~~	~~40120~~	~~✓~~
6935	6-1-11	1:15	Childrens Museum	Ceccanti C84 Joanne	104260 42200	32880	
6936	6-1-11	1:15	" "	Ceccanti 42 Cheryl	106580 44180	32879	

PLEASE OBEY STOP SIGNS @ RR CROSSING - TRAIN RAIL MTCE EQUIPMENT HAVE THE RIGHT OF WAY

*** * * REMEMBER <u>30 MPH MAX SPEED</u> THRU RESIDENTIAL AREAS * * ***

C 84
42200

PORT OF [illegible]

[illegible] 32848

SCALE NO. 1

CUSTOMER 82 CECCANTI

GROSS 103020 LB

TIME 06:21 AM [illegible] JUN [illegible]

Ceccanti # 42
44180 TARE

PORT OF [illegible]

TICKET 32847

SCALE NO. 1

CUSTOMER 82 CECCANTI

GROSS 106240 LB

TIME 06:29 AM [illegible] JUN 11

C84
42200

PORT OF OLYMPIA

TICKET 32880

SCALE NO. 1

CUSTOMER 82 CECCANTI

GROSS 104260 LB

TIME 10:38 AM 01 JUN 11

CECCANTI H2
TARE 44180

PORT OF OLYMPIA

TICKET 32879

SCALE NO. 1

CUSTOMER 82

GROSS 103680 LB

TIME 10:34 AM 01 JUN 11

Weyerhaeuser Company
Integrated Waste Management
Material Recovery Location
PO Box 188
Longview, WA 98632
(206) 578-4616

Weyerhaeuser
The future is growing™

Landfill
3434 South Silver Lake Rd
Castle Rock WA 98611
Tel (360) 274 6492
Fax (360) 274 6393

LOAD SUMMARY

Baker Underground Const. - LOTT Hands On Museum

3/7/2012 thru 3/9/2012

DATE	TIME	CUSTOMER	HAULER, DRIVER, TRUCK#	GROSS WGT (LBS)	TARE WGT (LBS)	NET WGT (LBS)	TICKET #
LOADS DELIVERED TO LANDFILL							
3/7/2012	11:25A	Baker UC	Baker Underground - James - T10	97,580	39,280	58,300	25220323
3/7/2012	3:30P	Baker UC	Baker Underground - James	97,400	39,280	58,120	25220333
3/8/2012	9:20A	Baker UC	Lees Dumptrucking - L1	92,640	39,100	53,540	25220347
3/8/2012	12:50P	Baker UC	Lees Dumptrucking - L1	91,300	39,100	52,200	25220357
3/8/2012	1:30P	Baker UC	Baker Underground - James - #1	101,500	39,280	62,220	25220360
3/9/2012	8:40A	Baker UC	Lee Watkins - L1	98,380	39,100	59,280	25220376
3/9/2012	9:04A	Baker UC	Baker Underground - James	104,040	39,280	64,760	25220378
3/9/2012	12:15P	Baker UC	Lees Dumptrucking - L1	98,360	39,100	59,260	25220381
3/9/2012	12:55P	Baker UC	Baker Underground - James	98,420	39,280	59,140	25220385

Total Load Count:	**9**	**Total Net Weight (LBS):**	**526,820**
		Total Net Weight (TONS):	**263.4**

100th Anniversary

Weyerhaeuser
The future is growing™

Landfill
3434 South Silver Lake Rd
Castle Rock WA 98611
Tel (360) 274 6492
Fax (360) 274 6393

LOAD SUMMARY

Baker Underground Const. - LOTT Hands On Museum

3/12/2012 thru 3/16/2012

DATE	TIME	CUSTOMER	HAULER, DRIVER, TRUCK#	GROSS WGT (LBS)	TARE WGT (LBS)	NET WGT (LBS)	TICKET #
LOADS DELIVERED TO LANDFILL							
3/12/2012	8:50A	Baker UC	Lees Dumptrucking - L1	90,560	39,100	51,460	25220413
3/12/2012	9:30A	Baker UC	Baker Underground - James	102,680	39,280	63,400	25220416
3/12/2012	12:30P	Baker UC	Lees Dumptrucking - L1	99,680	39,100	60,580	25220422
3/12/2012	1:20P	Baker UC	Baker Underground - James	102,740	39,280	63,460	28220424

Total Load Count:	**4**	**Total Net Weight (LBS):**	**238,900**
		Total Net Weight (TONS):	**119.5**

100th Anniversary

TRUCK LOG SHEET

Ctrl #	DATE	TIME	CUSTOMER	HAULER, DRIVER & TRUCK#	GROSS/TARE WGT (LBS)		TICKET #	SYSTEM ID# (OFFICE USE ONLY)
9053	3-9-12	11:40	Schatzer	Olson Dave 5	101500	45540		
9054	3-9-12	11:50	CDL	Jordan 839	97,560	40,250	✓	
9055	3-9-12	12:15	Bake Underground (Hands on museum)	Lee's Dumptrucking	98,360	39,100	✓	
9056	3-9-12	12:16	ACI	Harlow IRV #12	91,280	40720	37969	
9057	3/9/12	12:40	ACI	Harlow Kevin 24	97,580	41,660	37970	
9058	3-9-12	1253	ACI	Harlow Bill 17	92760	42320	37973	
9059	3/9/12	1255	Hands on Museum Kort	Baker Underground James	98420	39280	0385	
9060	3.9.12	112	ACI	Harlow Jim 22	99460	41,600	37975	
9061	3-9-12	120	ACI	Harlow Ken 21	88900	41920	37976	
9062	3-9-12	143	ACI	Harlow Dave 20	90320	40360	37980	
9063	3-9-12	1350	ACI	Harlow Curt 27	89860	42000	37978	
9064	3-9-12	1:51	ACI	Harlow Tim 15	93,260	41340	37981	
9065	3/12/12	8:30	Rivergate	CRT Steve 43	78100	42160	40697	
9066	3/12/12	8:50	Baker Underground (Hands on Museum)	Lee's Dumptrucking	90560	39100	0413	
9067	3-12-12	9:20	ACI	Harlow Dan 16	98920	41840	38019	
9068	3-12	9:21	ACI	Harlow Randy 13	92320	41880	38022	
9069	3-12-12	9:24	ACI	Harlow Gary 26	91180	41080	38023	
9070	3-12-12	9:30	Hands on museum Kort	Baker Underground Kurt	102680	39280	0416	
9071	3-12-12	935	ACI	Harlow Tom 25	102640	41880	38024	
9072	3-12-12	9:40	ACI	Harlow IRV 12	99700	40820	38026	
9073	3/12/12	10:00	ACI	Harlow Kevin 24	108,020	41,560	38028	
9074	3/12/12	9:55	ACI	Harlow Vince 28	94,420	42,000	38030	
9075	3-12-12	10:13	ACI	Harlow Bill 17	93060	42080	38031	

PLEASE OBEY STOP SIGNS @ RR CROSSING - TRAIN RAIL MTCE EQUIPMENT HAVE THE RIGHT OF WAY

*** * * REMEMBER 30 MPH MAX SPEED THRU RESIDENTIAL AREAS * * ***

TRUCK LOG SHEET

Ctrl #	DATE	TIME	CUSTOMER	HAULER, DRIVER & TRUCK#	GROSS/TARE WGT (LBS)	TICKET #	SYSTEM ID# (OFFICE USE ONLY)
9076	3-12-12	10:15	ACI	Harlow Geo 21	95120 41920	38033	
9077	3.12.12	10:17	ACI	Harlow Jim 22	88780 41,820	38036	
9078	3-12-12	10:25	Flexible Foam / Waste Control	Craig 40	37340		
9079	3-12-12	10:29	ACI	HARLOW Tim 15	93260 41160	38039	
9080	3-12-12	10:49	United Rec	FFL Dave 36	97,540 41,140	38041	
9081	3-12-12	11:45	Schnitzer	Olson Dave 5	101500 44960	✓	
9082	3/12/12	12:10	Rivergate	CRT Steve 43	70220 42360	40717	
9083	3/12/12	12:30	Baker Underground	Lees Dumptruck Lt	99680 39,100	0422	
9084	3/12/12	12:35	ACI	Harlow Don 16	98,300 41,840	38044	
9085	3/12	12:36	ACI	Harlow Randy 13	100,500 41,860	38045	
9086	3-12-12	12:40	ACI	HARLOW GARY 26	95160 41080	38046	
9087	3-12-12	12:55	ACI	Harlow Tim 25	96520 41860	38047	
9088	3-12-12	12:57	ACI	Harlow IRV 12	91740 40820	38048	
9089	3/12/12	1:15	ACI	Harlow Ked 24	98,840 41,560	38049	
9090	3/12/12	1:20	ACI	HARLOW Vince 28	96740 42,000	38050	
9091	3/12/12	1:20	Hands on museum roll	Baker underground Jim	102740 39280	0424	
9092	3-12-12	1:34	ACI	Harlow Bill 17	97720 42080	38051	
9093	3-12-12	1:39	BCI	Harlow Geo 21	93520 41,700	38033	
9094	3-12-12	1:40	ACI	Harlow Jim 22	98700 41,820	38052	
9095	3-12-12	1:51	ACI	HARLOW Tim 15	96200 41,160	38055	
9096	3/12/12	1:56	CDL	Jordan 70	90050 41960	✓	
9097							
9098							

PLEASE OBEY STOP SIGNS @ RR CROSSING - TRAIN RAIL MTCE EQUIPMENT HAVE THE RIGHT OF WAY

*** * * REMEMBER <u>30 MPH MAX SPEED</u> THRU RESIDENTIAL AREAS * * ***

Appendix G: Data Validation Report

Use of contents on this sheet is subject to the limitations specified at the beginning of this document.

Brown AND Caldwell

950 West Bannock Street, Suite 250
Boise, Idaho 83702
Tel: 208-389-7700
Fax: 208-389-7750

Technical Memorandum

Prepared for: The City of Olympia and the Lott Alliance

Project Title: Parcel 4 and 5 Interim Action

Project No: 138130

Technical Memorandum

Subject: Data Quality Assessment—Pace Analytical

Date: June 21, 2012

To: Project File

From: Annika Deutsch

Copy to: Jon Turk

Prepared by: 

Annika Deutsch

Limitations:

This document was prepared solely for the City of Olympia and the LOTT Alliance in accordance with professional standards at the time the services were performed and in accordance with the contract between the City of Olympia and the LOTT Alliance and Brown and Caldwell. This document is governed by the specific scope of work authorized by the City of Olympia and the LOTT Alliance; it is not intended to be relied upon by any other party except for regulatory authorities contemplated by the scope of work. We have relied on information or instructions provided by the City of Olympia and the LOTT Alliance and other parties and, unless otherwise expressly indicated, have made no independent investigation as to the validity, completeness, or accuracy of such information.

Executive Summary

A Qualitative Data Usability Review was performed on all analytical data for Sample Delivery Groups (SDGs) listed in Table 1 (see Sample Summary section below) analyzed by Pace Analytical (Pace) of Seattle, Washington. The samples were collected at the Parcels 4 and 5 Site in Olympia, Washington. This review was perform with the general guidance provided by the National Functional Guidelines for Data Review and the project quality assurance project plan.

The following were reviewed for the analysis in this report:

Table E-1. Review Item Summary

Review Item	Review Summary
COCs	Samples were analyzed for all methods requested on the COCs.
Case narratives	No discrepancies were noted in the data that were not also mentioned in the case narratives.
Analysis data sheets	All requested results were present and accounted for.
Holding time and sample preservation	Some samples were received by Pace outside the recommended temperature.
Laboratory control sample results	All laboratory control sample results were within the laboratory control limits.
Matrix spike results	Some metal and cPAH matrix spike results were outside laboratory control limits.
Laboratory duplicate results	One motor oil laboratory duplicate result was outside laboratory control limits.
Surrogate recoveries	All surrogate recoveries were within the laboratory control limits.
Field duplicate precision	Some field duplicate imprecision was identified. Dioxin/furan TEQ calculation field duplicate results, rather than individual dioxin/furan field duplicate results, were reviewed for precision.
Blank contamination	Some dioxins/furans were detected in method blanks at levels that may bias the sample results.

Overall, the data are acceptable for the intended purposes. No results were rejected as a result of this review. In addition to Pace-applied qualifiers, some results were qualified as estimated due to LCS recoveries, MS/MSD recoveries, and field duplicate imprecision as described in the sections below.

Samples have been assessed within and among the sample delivery groups (SDGs), or lab batches.

Sample Summary

Data from the following samples were reviewed as part of this data quality assessment.

Table 1. SDGs, Lab IDs, and Sample IDs

SDG	Lab ID	Sample ID
255583	255583001	CNF-1-1-9
255583	255583002	CNF-1-2-9
255583	255583003	CNF-1-3-9
255583	255583004	CNF-1-4-9
255583	255583005	CNF-1-5-9
255583	255583006	CNF-1-6-4
255583	255583007	CNF-1-7-5
255583	255583008	CNF-1-8-3
255583	255583009	CNF-1-9-1.5
255583	255583010	CNF-1-10-3.5
255583	255583011	CNF-1-11-1
255583	255583012	CNF-1-12-3
255662	255662001	CNF-4-1-15
255662	255662002	CNF-4-2-13
255662	255662003	CNF-4-3-12
255662	255662004	CNF-4-4-12
255662	255662005	CNF-4-5-12
255662	255662006	CNF-4-6-10.5
255662	255662007	CNF-4-7-6
255662	255662008	CNF-4-8-2.5
255662	255662009	CNF-4-9-11
255662	255662010	CNF-4-10-7
255662	255662011	CNF-4-11-2
255662	255662012	CNF-4-12-11
255662	255662013	CNF-4-13-2.5
255662	255662014	CNF-4-14-11
255662	255662015	CNF-4-15-3.5
255662	255662016	CNF-4-16-2
255662	255662017	CNF-5-1-15
255662	255662018	CNF-5-2-13.5

Table 1. SDGs, Lab IDs, and Sample IDs		
SDG	Lab ID	Sample ID
255662	255662019	CNF-5-3-10
255662	255662020	CNF-5-4-2
255662	255662021	CNF-5-5-13.5
255662	255662022	CNF-5-6-10
255662	255662023	CNF-5-7-2
255662	255662024	CNF-5-8-13
255662	255662025	CNF-5-9-10
255662	255662026	CNF-5-10-2
255662	255662027	CNF-5-11-13
255662	255662028	CNF-5-12-10
255662	255662029	CNF-5-13-2
255662	255662030	Trip Blank
255663	255663001	CNF-3-1-1.5
255663	255663002	CNF-3-2-0.5
255663	255663003	CNF-3-3-1.5
255663	255663004	CNF-3-4-1.5
255663	255663005	CNF-3-5-1
255663	255663006	CNF-3-6-1
255663	255663007	CNF-3-7-2.5
255663	255663008	CNF-3-8-2.5
255663	255663009	CNF-3-9-2.5
255663	255663010	CNF-3-10-2.5
255663	255663011	CNF-3-11-2.5
255663	255663012	CNF-3-12-2.5
255663	255663013	CNF-3-13-3.5
255663	255663014	CNF-3-14-3.5
255663	255663015	CNF-3-15-3.5
255663	255663016	CNF-3-16-3.5
255663	255663017	CNF-3-17-3.5
255663	255663018	CNF-3-18-3.5
255663	255663019	CNF-3-19-7.5
255663	255663020	CNF-3-20-7.5
255663	255663021	CNF-3-21-7.5

Table 1. SDGs, Lab IDs, and Sample IDs		
SDG	Lab ID	Sample ID
255663	255663022	CNF-3-22-7.5
255663	255663023	CNF-3-23-7.5
255663	255663024	CNF-3-24-7.4
255663	255663025	CNF-3-25-10
256177	256177001	CNF-3A-1-1.75
256177	256177002	CNF-3A-2-3
256177	256177003	CNF-3A-3-3.25
256177	256177004	CNF-3A-4-2.25
256177	256177005	CNF-3A-5-3.25
256177	256177006	CNF-3A-6-2
256177	256177007	CNF-3A-7-3.25
256177	256177008	CNF-3A-8-5.5
256177	256177009	CNF-3A-9-5.5
256177	256177010	CNF-3A-10-5.5
256177	256177011	CNF-3A-11-6
256181	256181001	CNF-3-17-3.5_010511
256210	256210001	CNF-2-1-10
256210	256210002	CNF-2-2-7
256210	256210003	CNF-2-3-5 (duplicate: CNF-2-4-5)
256210	256210004	CNF-2-4-5 (parent: CNF-2-3-5)
256210	256210005	CNF-2-5-1.75
256210	256210006	CNF-2-6-7
256210	256210007	CNF-2-7-5
256210	256210008	CNF-2-8-1.75 (duplicate: CNF-2-9-1.75)
256210	256210009	CNF-2-9-1.75 (parent: CNF-2-8-1.75)
256210	256210010	CNF-2-10-7
256210	256210011	CNF-2-11-5
256210	256210012	CNF-2-12-1.5
256210	256210013	CNF-2-13-7

Table 1. SDGs, Lab IDs, and Sample IDs		
SDG	Lab ID	Sample ID
256210	256210014	CNF-2-14-5
256210	256210015	CNF-2-15-1.75
256348	256348001	CNF 2-1A-2
256348	256348002	CNF 2-2A-1.75
256348	256348003	CNF 2-3A-1.75 (duplicate: DUP)
256348	256348004	CNF 2-4A-10
256348	256348005	CNF 2-6A-5
256348	256348006	CNF 2-7A-9
256348	256348007	CNF 2-8A-5
256348	256348008	CNF 2-9A-9.5
256348	256348009	CNF 2-10A-5
256348	256348010	DUP (parent: CNF 2-3A-1.75)
256348	256348011	CNF 2-5A-9
255572	255572001	SPL-1-1
255572	255572002	SPL-1-2
255572	255572003	SPL-1-3
255572	255572004	SPL-2-1
255572	255572005	SPL-2-2
255572	255572006	SPL-2-3
255574	255574001	SPL-1-1
255574	255574002	SPL-1-2
255574	255574003	SPL-1-3
255574	255574004	SPL-2-1
255574	255574005	SPL-2-2
255574	255574006	SPL-2-3
255589	255589001	SPL-4-1
255589	255589002	SPL-4-2
255589	255589003	SPL-4-3
255589	255589004	SPL-5-1
255589	255589005	SPL-5-2
255589	255589006	SPL-5-3

Table 1. SDGs, Lab IDs, and Sample IDs		
SDG	Lab ID	Sample ID
255589	255589007	SPL-3-1
255589	255589008	SPL-3-2
255589	255589009	SPL-3-3
255590	255590001	SPL-4-1
255590	255590002	SPL-4-2
255590	255590003	SPL-4-3
255590	255590004	SPL-5-1
255590	255590005	SPL-5-2
255590	255590006	SPL-5-3
255590	255590007	SPL-3-1
255590	255590008	SPL-3-2
255590	255590009	SPL-3-3
255590	255590010	Trip blank
255764	255764001	SPL-11-1
255764	255764002	SPL-11-2
255764	255764003	SPL-11-3
255764	255764004	SPL-10-1
255764	255764005	SPL-10-2
255764	255764006	SPL-10-3
255764	255764007	TB-1318922
255812	255812001	SPL-6-1
255812	255812002	SPL-6-2
255812	255812003	SPL-6-3
255812	255812004	SPL-6-4
255812	255812005	SPL-6-5
255812	255812006	SPL-9-1
255812	255812007	SPL-9-2
255812	255812008	SPL-9-3
255812	255812009	SPL-8-3
255812	255812010	SPL-7-5
255812	255812011	SPL-8-1
255812	255812012	SPL-8-2
255818	255818001	SPL-7-1

Table 1. SDGs, Lab IDs, and Sample IDs		
SDG	Lab ID	Sample ID
255818	255818002	SPL-7-2
255818	255818003	SPL-7-3
255818	255818004	SPL-7-4
255818	255818005	SPL-6-1
255818	255818006	SPL-6-2
255818	255818007	SPL-6-3
255818	255818008	SPL-6-4
255818	255818009	SPL-6-5
255818	255818010	SPL-9-1
255818	255818011	SPL-9-2
255818	255818012	SPL-9-3
255818	255818013	SPL-8-1
255818	255818014	SPL-8-2
255818	255818015	SPL-8-3
255818	255818016	TB-1318561
255818	255818017	SPL-7-5
255986	255986001	SPL-6-1
255986	255986002	SPL-6-2
255986	255986003	SPL-6-3
255986	255986004	SPL-6-4
255986	255986005	SPL-6-5
255986	255986006	SPL-9-1
255986	255986007	SPL-9-2
255986	255986008	SPL-9-3
255986	255986009	SPL-8-1
255986	255986010	SPL-8-2
255986	255986011	TB-1318558
255708	255708001	SPL-12-1
255708	255708002	SPL-12-2
255708	255708003	SPL-12-3
255708	255708004	SPL-12-4
255708	255708005	SPL-12-5
255708	255708006	SPL-12-6

Table 1. SDGs, Lab IDs, and Sample IDs		
SDG	Lab ID	Sample ID
255708	255708007	SPL-12-7
255892	255892001	SPL-14-1
255892	255892002	SPL-14-2
255892	255892003	SPL-14-3
255892	255892004	SPL-14-4
255892	255892005	SPL-14-5
255892	255892006	TB-1391160
255893	255893001	SPL-13-1
255893	255893002	SPL-13-2
255893	255893003	SPL-13-3
255893	255893004	SPL-13-4
255893	255893005	SPL-13-5
255893	255893006	SPL-13-6
255893	255893007	SPL-13-7
255893	255893008	TB-1318560
255895	255895001	SPL-15-1
255895	255895002	SPL-15-2
255895	255895003	SPL-15-3
256083	256083001	SPL-16-1 (duplicate: SPL-16-7)
256083	256083002	SPL-16-2 (duplicate: SPL-16-6)
256083	256083003	SPL-16-3
256083	256083004	SPL-16-4
256083	256083005	SPL-16-5
256083	256083006	SPL-16-6 (parent: SPL-16-2)
256083	256083007	SPL-16-7 (parent: SPL-16-1)
256084	256084001	SPL-16-1 (duplicate: SPL-16-7)
256084	256084002	SPL-16-2 (duplicate: SPL-16-6)

Table 1. SDGs, Lab IDs, and Sample IDs		
SDG	Lab ID	Sample ID
256084	256084003	SPL-16-3
256084	256084004	SPL-16-4
256084	256084005	SPL-16-5
256084	256084006	SPL-16-6 (parent: SPL-16-2)
256084	256084007	SPL-16-7 (parent: SPL-16-1)
256084	256084008	TB-1391161
256178	256178001	SPL-18-1 (duplicate: SPL-18-2)
256178	256178002	SPL-18-2 (parent: SPL-18-1)
256178	256178003	SPL-18-3
256178	256178004	SPL-18-4
256178	256178005	SPL-18-5
256178	256178006	SPL-18-6
256178	256178007	SPL-17-1
256178	256178008	SPL-17-2
256178	256178009	SPL-17-3
256178	256178010	TB-1391152
256261	256261001	SPL-19-1
256261	256261002	SPL-19-2 (duplicate: SPL-19-6)
256261	256261003	SPL-19-3
256261	256261004	SPL-19-4
256261	256261005	SPL-19-5
256261	256261006	SPL-19-6 (parent: SPL-19-2)
256269	256269001	SPL-19-1
256269	256269002	SPL-19-2 (duplicate: SPL-19-6)
256269	256269003	SPL-19-3
256269	256269004	SPL-19-4

Table 1. SDGs, Lab IDs, and Sample IDs		
SDG	Lab ID	Sample ID
256269	256269005	SPL-19-5
256269	256269006	SPL-19-6 (parent: SPL-19-2)
256269	256269007	TB-1446260
256323	256323001	SPL-20-1
256323	256323002	SPL-20-2
256323	256323003	SPL-20-3 (parent: SPL-20-4)
256323	256323004	SPL-20-4 (duplicate: SPL-20-3)
256323	256323005	SPL-20-5
256323	256323006	SPL-20-6
256323	256323007	SPL-21-1 (duplicate: SPL-21-6)
256323	256323008	SPL-21-2
256323	256323009	SPL-21-3
256323	256323010	SPL-21-4
256323	256323011	SPL-21-5
256323	256323012	SPL-21-6 (parent: SPL-21-1)
256324	256324001	SPL-20-1
256324	256324002	SPL-20-2
256324	256324003	SPL-20-3 (parent: SPL-20-4)
256324	256324004	SPL-20-4 (duplicate: SPL-20-3)
256324	256324005	SPL-20-5
256324	256324006	SPL-20-6
256324	256324007	SPL-21-1 (duplicate: SPL-21-6)
256324	256324008	SPL-21-2
256324	256324009	SPL-21-3
256324	256324010	SPL-21-4

Table 1. SDGs, Lab IDs, and Sample IDs		
SDG	Lab ID	Sample ID
256324	256324011	SPL-21-5
256324	256324012	SPL-21-6 (parent: SPL-21-1)
256324	256324013	TB-011911
256519	256519001	SPL-22-1
256519	256519002	SPL-22-2
256519	256519003	SPL-22-3
256519	256519004	SPL-23-1
256519	256519005	SPL-23-2
256519	256519006	SPL-23-3
256519	256519007	SPL-24-1
256519	256519008	SPL-24-2 (duplicate: SPL-24-3)
256519	256519009	SPL-24-3 (parent: SPL-24-2)
256519	256519010	SPL-24-4
256520	256520001	SPL-22-1
256520	256520002	SPL-22-2
256520	256520003	SPL-22-3
256520	256520004	SPL-23-1
256520	256520005	SPL-23-2
256520	256520006	SPL-23-3
256520	256520007	SPL-24-1
256520	256520008	SPL-24-2 (duplicate: SPL-24-3)
256520	256520009	SPL-24-3 (parent: SPL-24-2)
256520	256520010	SPL-24-4
256520	256520011	TB-020711
256548	256548001	SPL-25-1
256548	256548002	SPL-25-2
256548	256548003	SPL-25-3
256548	256548004	SPL-25-4

Table 1. SDGs, Lab IDs, and Sample IDs		
SDG	Lab ID	Sample ID
256548	256548005	SPL-25-5
256548	256548006	SPL-26-1
256548	256548007	SPL-26-2
256548	256548008	SPL-26-3 (duplicate: SPL-26-4)
256548	256548009	SPL-26-4 (parent: SPL-26-3)
256550	256550001	SPL-25-1
256550	256550002	SPL-25-2
256550	256550003	SPL-25-3
256550	256550004	SPL-25-4
256550	256550005	SPL-25-5
256550	256550006	SPL-26-1
256550	256550007	SPL-26-2
256550	256550008	SPL-26-3 (duplicate: SPL-26-4)
256550	256550009	SPL-26-4 (parent: SPL-26-3)
256550	256550010	TB 020911-A
256490	256490001	SPL-29-1
256490	256490002	SPL-29-2
256490	256490003	SPL-29-3
256490	256490004	SPL-29-4 (parent: SPL-29-5)
256490	256490005	SPL-29-5 (duplicate: SPL-29-4)
256490	256490006	SPL-29-6
256490	256490007	SPL-29-7
256490	256490008	SPL-29-8
256491	256491001	SPL-30-1
256491	256491002	SPL-30-2
256491	256491003	SPL-30-3
256491	256491004	SPL-30-4

Table 1. SDGs, Lab IDs, and Sample IDs		
SDG	Lab ID	Sample ID
256491	256491005	SPL-30-5
256491	256491006	SPL-30-6
256491	256491007	SPL-30-7
256498	256498001	SPL-29-1
256498	256498002	SPL-29-2
256498	256498003	SPL-29-3
256498	256498004	SPL-29-4 (parent: SPL-29-5)
256498	256498005	SPL-29-5 (duplicate: SPL-29-4)
256498	256498006	SPL-29-6
256498	256498007	SPL-29-7
256498	256498008	SPL-29-8
256498	256498009	TB-020411
256499	256499001	SPL-30-1
256499	256499002	SPL-30-2
256499	256499003	SPL-30-3
256499	256499004	SPL-30-4
256499	256499005	SPL-30-5
256499	256499006	SPL-30-6
256499	256499007	SPL-30-7
256499	256499008	TB-020311
256547	256547001	SPL-27-1
256547	256547002	SPL-27-2
256547	256547003	SPL-27-3
256547	256547004	SPL-27-4
256547	256547005	SPL-27-5
256547	256547006	SPL-28-1 (duplicate: SPL-28-4)
256547	256547007	SPL-28-2
256547	256547008	SPL-28-3
256547	256547009	SPL-28-4 (parent: SPL-28-1)

Table 1. SDGs, Lab IDs, and Sample IDs		
SDG	Lab ID	Sample ID
256549	256549001	SPL-27-1
256549	256549002	SPL-27-2
256549	256549003	SPL-27-3
256549	256549004	SPL-27-4
256549	256549005	SPL-27-5
256549	256549006	SPL-28-1 (duplicate: SPL-28-4)
256549	256549007	SPL-28-2
256549	256549008	SPL-28-3
256549	256549009	SPL-28-4 (parent: SPL-28-1)
256549	256549010	TB020911-B
256690	256690001	SPL-31-1
256690	256690002	SPL-31-2 (duplicate: SPL-31-4)
256690	256690003	SPL-31-3
256690	256690004	SPL-31-4 (parent: SPL-31-2)
256690	256690005	SPL-31-5
256690	256690006	SPL-31-6
256690	256690007	SPL-32-1
256690	256690008	SPL-32-2
256690	256690009	SPL-32-3
256691	256691001	SPL-31-1
256691	256691002	SPL-31-2 (duplicate: SPL-31-4)
256691	256691003	SPL-31-3
256691	256691004	SPL-31-4 (parent: SPL-31-2)
256691	256691005	SPL-31-5
256691	256691006	SPL-31-6
256691	256691007	SPL-32-1
256691	256691008	SPL-32-2

Table 1. SDGs, Lab IDs, and Sample IDs		
SDG	Lab ID	Sample ID
256691	256691009	SPL-32-3
256691	256691010	TB 021811

A Qualitative Data Usability Review was performed on all analytical data for SDGs listed in Table 1 (above) analyzed by Pace Analytical (Pace) of Seattle, Washington. The samples were collected at the Parcels 4 and 5 Site in Olympia, Washington. The following table outlines the analytical methods uses to analyze the samples:

Table 2. Analytical Methods		
Matrix	Analysis	Method
Confirmation Samples (Soil)*	Metals	EPA 6020A**
	TPH-D, -HO	NWTPH-Dx
	TPH-Gx and BTEX	NWTPH-Gx and EPA 8260B
	Dioxins/Furans	EPA 1613
Stockpiles Samples (Soil)	Metals	EPA 6020A
	cPAHs	EPA 8270C
	TPH-D, -HO	NWTPH-Dx
	TPH-Gx and BTEX	NWTPH-Gx and EPA 8260B
	Dioxins/Furans	EPA 1613

**One or more of the following analyses were requested on the chain-of-custody for the confirmation samples.*

***Some samples were analyzed using EPA 6010.*

The samples were analyzed for all methods requested on the chains-of-custody (COCs). This review was performed in accordance with the general guidance provided by the National Functional Guidelines for Data Review and the project quality assurance project plan.

Review Items

The following were reviewed for the analysis in this report:

- COCs
- Case narratives
- Analysis data sheets
- Holding time and sample preservation
- Laboratory control sample (LCS)/LCS duplicate (LCSD) recoveries and relative percent differences (RPDs)
- Matrix spike (MS)/MS duplicate (MSD) recoveries and RPDs
- Laboratory duplicate sample RPDs
- Surrogate recoveries
- Field duplicate precision
- Blank contamination

COCs

The COCs were reviewed for completeness and accuracy. There were no discrepancies noted, and all requested analyses were performed.

Case Narratives

The case narratives were reviewed for completeness and accuracy. There were no discrepancies noted in the data that were not also mentioned in the case narratives.

Analysis Data Sheets

The analysis data sheets were reviewed for completeness and accuracy. All requested results were present and accounted for.

Holding Time and Sample Preservation

All samples were properly preserved and no analysis holding times were violated, with the exceptions noted below.

- Samples in SDGs 256323 and 256324 were received by Pace at a cooler temperature of 9.6 degrees Celsius, and samples in SDGs 256690 and 256991 were received by Pace at a cooler temperature of 9.9 degrees Celsius. This may result in a low bias for semivolatiles and volatiles. Based on a discussion with the project manager, no data were qualified based on this temperature exceedance.

LCS/LCSD Recoveries and RPDs

All LCS/LCSD recoveries and RPDs were within the laboratory control limits.

MS/MSD Recoveries and RPDs

All MS/MSD recoveries and RPDs were within the laboratory control limits, with the exceptions noted below.

Table 3. Qualified Data Based on Matrix Spike Recoveries

WO	Lab ID	Sample ID	Analytes qualified as "J" (estimated)
256210	256210011	CNF-2-11-5	Copper and Nickel
255662	255662011	CNF-4-11-2	Arsenic, Copper, and Lead
255662	255662017	CNF-5-1-15	Lead
255574	255574001	SPL-1-1	cPAHs: anthracene, benzo(a)anthracene, benzo(a)pyrene, benzo(b)fluoranthene, benzo(g,h,i)perylene, benzo(k)fluoranthene, chrysene, fluoranthene, fluorine, indeno(1,2,3-cd)pyrene, phenanthrene, and pyrene
255818	255818001	SPL-7-1	Copper, Lead, and Nickel
255812	255812011	SPL-8-1	Lead and Nickel
255708	255708001	SPL-12-1	Arsenic, Copper, Lead, Nickel
255893	255893007	SPL-13-7	Copper and Nickel
255892	255892001	SPL-14-1	Copper and Nickel and cPAHs: anthracene, benzo(a)anthracene, benzo(a)pyrene, benzo(b)fluoranthene, benzo(g,h,i)perylene, benzo(k)fluoranthene, chrysene, fluoranthene, fluorene, indeno(1,2,3-cd)pyrene, phenanthrene, and pyrene
256084	256084001	SPL-16-1	cPAHs: anthracene, benzo(a)anthracene, benzo(a)pyrene, benzo(b)fluoranthene, benzo(g,h,i)perylene, benzo(k)fluoranthene, chrysene, fluoranthene, fluorene, indeno(1,2,3-cd)pyrene, phenanthrene, and pyrene
256083	256083003	SPL-16-3	Lead and Nickel

Table 3. Qualified Data Based on Matrix Spike Recoveries			
WO	Lab ID	Sample ID	Analytes qualified as "J" (estimated)
256178	256178008	SPL-17-2	Copper and Lead
256261	256261006	SPL-19-6	Copper and Nickel
256323	256323001	SPL-20-1	Copper, Lead, and Nickel
256324	256324001	SPL-20-1	cPAHs:benzo(a)anthracene, benzo(a)pyrene, benzo(b)fluoranthene, benzo(g,h,i)perylene, chrysene, fluoranthene,, indeno(1,2,3-cd)pyrene, phenanthrene, and pyrene
256323	256323011	SPL-21-5	Copper, Lead, and Nickel
256519	256519001	SPL-22-1	Copper
256548	256548002	SPL-25-2	Copper
256547	256547001	SPL-27-1	Copper and Nickel
256549	256549001	SPL-27-1	cPAHs: anthracene, benzo(a)anthracene, benzo(a)pyrene, benzo(b)fluoranthene, benzo(g,h,i)perylene, benzo(k)fluoranthene, chrysene, fluoranthene, indeno(1,2,3-cd)pyrene, phenanthrene, and pyrene
256490	256490001	SPL-29-1	Nickel
256491	256491001	SPL-30-1	Copper, Lead, and Nickel
256690	256690001	SPL-31-1	Arsenic and Copper
256691	256691001	SPL-31-1	cPAHs: benzo(a)anthracene, fluoranthene, phenanthrene, and pyrene

Laboratory Duplicate

All laboratory duplicate RPDs were within the laboratory control limits, with the exceptions noted below.

Table 4. Qualified Data Based on Laboratory Duplicate RPDs			
WO	Lab ID	Sample ID	Analytes qualified as "J" (estimated)
255590	255590002	SPL-4-2	Motor Oil

Surrogate Recoveries

All surrogate recoveries were within the laboratory control limits.

Field Duplicate Precision

All field duplicate RPDs were below the project-specific goals of 30 percent for soil samples, with the exceptions noted below. Individual dioxin/furan analytes were not reviewed for this assessment; rather, the Pace-calculated TEQ RPD was analyzed.

Table 4. Qualified Data Based on Field Duplicate Imprecision		
Parent Sample	Duplicate Sample	Analyte with RPD>30%
CNF-2-8-1.75	CNF-2-9-1.75	Arsenic
		Lead
SPL-16-1	SPL-16-7	Copper
		Nickel
		Acenaphthene
		Benzo(a)anthracene

Table 4. Qualified Data Based on Field Duplicate Imprecision		
Parent Sample	Duplicate Sample	Analyte with RPD>30%
SPL-16-1 (cont.)	SPL-16-7 (cont.)	Benzo(a)pyrene
		Benzo(b)fluoranthene
		Benzo(g,h,i)perylene
		Benzo(k)fluoranthene
		Chrysene
		Dibenz(a,h)anthracene
		Fluoranthene
		Fluorene
		Indeno(1,2,3-cd)pyrene
		Phenanthrene
		Pyrene
		Diesel Range SG
		Dioxin/Furan TEQ
SPL-16-2	SPL-16-6	Benzo(k)fluoranthene
		Naphthalene
		Phenanthrene
		Dioxin/Furan TEQ
SPL-18-1	SPL-18-2	Arsenic
SPL-20-4	SPL-20-3	Lead
		Benzo(g,h,i)perylene
SPL-21-1	SPL-21-6	Arsenic
		Anthracene
		Benzo(a)anthracene
		Benzo(a)pyrene
		Benzo(b)fluoranthene
		Benzo(g,h,i)perylene
		Benzo(k)fluoranthene
		Chrysene
		Fluoranthene
		Indeno(1,2,3-cd)pyrene
		Phenanthrene
		Pyrene
		Dioxin/Furan TEQ
SPL-24-2	SPL-24-3	Arsenic
		1-Methylnaphthalene
		2-Methylnaphthalene
		Acenaphthene

Table 4. Qualified Data Based on Field Duplicate Imprecision		
Parent Sample	Duplicate Sample	Analyte with RPD>30%
SPL-24-2 (cont.)	SPL-24-3 (cont.)	Acenaphthylene
		Benzo(a)anthracene
		Benzo(a)pyrene
		Benzo(b)fluoranthene
		Benzo(g,h,i)perylene
		Benzo(k)fluoranthene
		Chrysene
		Dibenz(a,h)anthracene
		Indeno(1,2,3-cd)pyrene
		Pyrene
		Diesel Range SG
		Motor Oil Range SG
SPL-26-3	SPL-26-4	Copper
		Lead
		Anthracene
		Fluoranthene
		Phenanthrene
		Pyrene
SPL-28-1	SPL-28-4	Arsenic
		Acenaphthene
		Benzo(k)fluoranthene
SPL-29-5	SPL-29-4	Dioxin/Furan TEQ
SPL-31-2	SPL-31-4	Arsenic
		Cadmium
		Lead
		Nickel
		Acenaphthylene
		Benzo(a)pyrene
		Benzo(b)fluoranthene
		Benzo(g,h,i)perylene
		Benzo(k)fluoranthene
		Chrysene
		Indeno(1,2,3-cd)pyrene
		Naphthalene
		Dioxin/Furan TEQ

Blank Contamination

All blanks were non-detect for all compounds, with the exceptions noted below.

- Diesel in the method blank associated with CNF-1-5-9 (255583005); however, the sample result was more than five times the concentration detected in the method blank. Therefore, no data were qualified based on this blank contamination.
- Several dioxin/furan analytes were detected in associated samples. The Pace qualifiers were applied to the TEQ calculated concentrations per the project manager.

Summary Evaluation of Data and Potential Usability Issues

Overall, the data are acceptable for the intended purposes. No results were rejected as a result of this review. In addition to Pace-applied qualifiers, some results were qualified as estimated due to LCS recoveries, MS/MSD recoveries, and field duplicate imprecision as described in the sections above.

Appendix H: Excavation Logs

Use of contents on this sheet is subject to the limitations specified at the beginning of this document.

Location of Test Pit

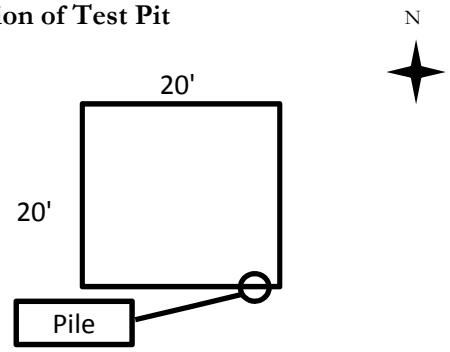

Client:	City of Olympia
Location:	HOCM
Project Name:	Parcel 4 and 5
Contractor:	Cecanti
Purpose:	Excavation of hot spot DP-17
Sampling/Screening:	PID Screening, Samples for As, Pb, Cu, Ni
Start Date/Time:	11/8/2010, 08:15
End Date/Time:	11/8/2010, 10:30

Site Conditions: Temperature in the 40s, cloudy, bare soil at ground surface

North	East	South	West	Notes	Depth	Sample Information
Silt, silty gravel (ML-GM)					1	
Well-graded sand and gravel (SW-GW)					2	CNF-4-16-2 (S), CNF-4-11-2 (W) CNF-4-8-2.5 (N), CNF-4-13-2.5 (E)
					3	CNF-4-15-3.5 (south)
Silt (ML)					4	
					5	
					6	CNF-4-7-6 (N)
					7	CNF-4-10-7 (W)
					8	
Wood (hog fuel)					9	
					10	
					11	CNF-4-6-10.5 (N) CNF-4-9-11 (W), CNF-4-12-11 (E), CNF-4-14-11 (S)
					12	CNF-4-3-12 (S), CNF-4-4-12 (W) CNF-4-5-12 (N)
Silt, clay, some wood near top (ML-CL)					13	CNF-4-2-13 (E)
					14	
					15	CNF-4-1-15 (bottom center)

Brown AND Caldwell

Location of Test Pit

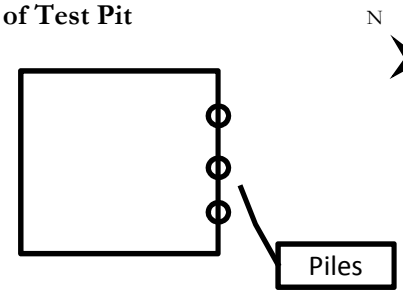

Client:	City of Olympia
Location:	HOCM
Project Name:	Parcel 4 and 5
Contractor:	Cecanti
Purpose:	Excavation of hot spot DP-17
Sampling/Screening:	PID Screening, Samples for TPH-D, HO, BTEX, Pb
Start Date/Time:	11/8/2010, 11:00
End Date/Time:	11/8/2010, 16:00

Site Conditions: Temperature in the 40s, cloudy, bare soil at ground surface

North	East	South	West	Notes	Depth	Sample Information
Well-graded sand and gravel (SW-GW)					1	
					2	CNF-5-4-2 (E), CNF-5-7-2, CNF-5-10-2 (S), CNF-5-13-2 (N)
					3	
					4	
					5	
					6	
					7	
					8	
					9	
Wood (hog fuel), some silt near top					10	CNF-5-3-10 (E), CNF-5-6-10 (W), CNF-5-9-10 (S), CNF-5-12-10 (N)
					11	
					12	
					13	CNF-5-8-13 (S), CNF-5-11-13 (N) CNF-5-2-13.5(E), CNF-5-5-13.5(W)
Silt, some wood near top (ML)					14	
					15	CNF-5-1-15 (bottom center)

Brown AND Caldwell

Location of Test Pit

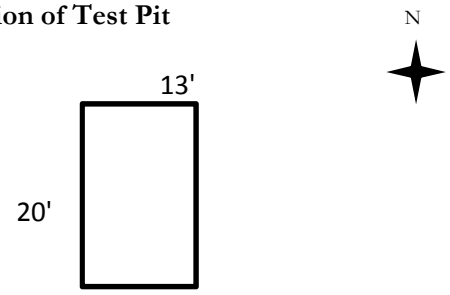

Client:	City of Olympia
Location:	HOCM
Project Name:	Parcel 4 and 5
Contractor:	Cecanti
Purpose:	Excavation of hot spot TP-2
Sampling/Screening:	PID Screening, Samples for dioxins/furans
Start Date/Time:	11/9/2010, 07:45
End Date/Time:	11/9/2010, 10:30

Site Conditions: Temperature in the 40s, cloudy, bare soil at ground surface

North	East	South	West	Notes	Depth	Sample Information
Well-graded sand and gravel (SW-GW)					1	CNF-3-5-1(E/NE), CNF-3-6-1(E/SE)
						CNF-3-1-1.5 (N), CNF-3-2-1.5 (E)
					2	CNF-3-3-1.5 (S), CNF-3-4-1.5 (W)
Silty Gravel (GM)						CNF-3-7-2.5 (N), CNF-3-8-2.5 (E)
					3	CNF-3-9-2.5 (S), CNF-3-10-2.5 (W)
						CNF-3-11-2.5(E/NE), CNF-3-12-2.5(E/SE)
					4	CNF-3-13-3.5(N), CNF-3-14-3.5(E)
Silt (ML)						CNF-3-15-3.5(S), CNF3-16-3.5(W)
					5	CNF-3-17-3.5(E/NE),CNF-3-18-3.5(E/SE)
					6	
					7	
						CNF-3-19-7.5(N), CNF-3-20-7.5(E)
Poorly-graded sand (SP)					8	CNF-3-21-7.5(S), CNF-3-22-7.5(W)
						CNF-3-23-7.5(E/NE), CNF-3-24-7.5(E/SE)
					9	
					10	CNF-3-25-10 (bottom center)
					11	
					12	
					13	
					14	
					15	

Brown AND Caldwell

Location of Test Pit

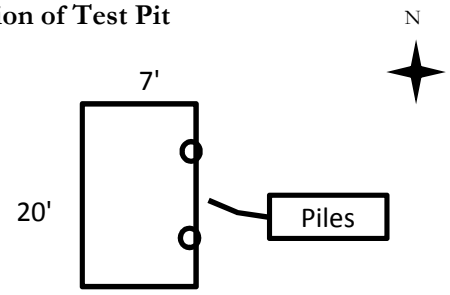

Client:	City of Olympia
Location:	HOCM
Project Name:	Parcel 4 and 5
Contractor:	Cecanti
Purpose:	Excavation of hot spot TP-2 expansion area
Sampling/Screening:	PID Screening, Samples for dioxins/furans
Start Date/Time:	01/5/2011, 10:00
End Date/Time:	01/5/201, 13:00

Site Conditions: Temperature in the 40s, moderate rain, bare soil at ground surface

North	East	South	West	Notes	Depth	Sample Information
Poorly-graded gravel (GP) Sidewalk subgrade					1	CNF-3a-1-1.75 (S)
					2	CNF-3a-6-2 (N), CNF-3a-4-2.25 (E)
Well-graded sand and gravel (SW-GW)					3	CNF-3a-2-3 (S), CNF-3a-3-3.25 (S) CNF-3a-5-3.25 (E), CNF-3a-7-3.25 (N)
Well-graded sand and gravel with silt some clay and wood fragments (SW-GW)					4	
					5	CNF-3a-8-5.5 (S), CNF-3a-9-5.5 (E)
					6	CNF-3a-10-5.5(N) CNF-3a-11-6 (bottom center)
Poorly-graded sand (SP)					7	
					8	
					9	
					10	
					11	
					12	
					13	
					14	
					15	

Brown AND Caldwell

Location of Test Pit

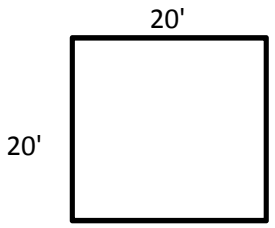

Client:	City of Olympia
Location:	HOCM
Project Name:	Parcel 4 and 5
Contractor:	Cecanti
Purpose:	Excavation of hot spot DP-11
Sampling/Screening:	PID Screening, Samples for As, Pb, Cu, Ni
Start Date/Time:	11/9/2010, 07:45
End Date/Time:	11/9/2010, 10:30

Site Conditions: Temperature in the 40s, cloudy, bare soil at ground surface

North	East	South	West	Notes	Depth	Sample Information
(SW-GW)		Well-graded sand and gravel (SW-GW)			1	CNF-1-11-1 (N)
						CNF-1-9-1.5 (S)
					2	
Silt (ML)					3	CNF-1-8-3 (S), CNF-1-12-3 (E)
						CNF-4-10-3.5 (N)
					4	CNF-1-6-4 (W)
					5	CNF-1-7-5 (W)
					6	
					7	
Wood (hog fuel)					8	
					9	CNF-1-1-9 (Bottom center)
						CNF-1-2-9 (E), CNF-1-3-9 (S), CNF-1-5-9 (N)
					10	CNF-1-4-9 (W)
					11	
					12	
					13	
					14	
					15	

Brown AND Caldwell

Location of Test Pit

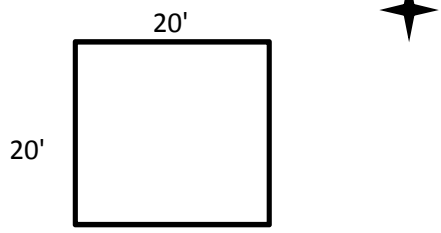

Client:	City of Olympia
Location:	HOCM
Project Name:	Parcel 4 and 5
Contractor:	Cecanti
Purpose:	Excavation of hot spot DP-21
Sampling/Screening:	PID Screening, Samples for As, Pb, Cu, Ni
Start Date/Time:	11/10/2010, 10:00
End Date/Time:	11/10/2010, 12:00

Site Conditions: Temperature in the 40s, cloudy, bare soil at ground surface

North	East	South	West	Notes	Depth	Sample Information
Well-graded sand and gravel (SW-GW)					1	
						CNF-2-5-1.75 (N), CNF-2-12-1.5 (S)
					2	CNF-2-8-1.75 (W) (Dup CNF-2-9-1.75)
						CNF-2-15-1.75 (E)
Silt (ML)					3	
					4	
					5	CNF-2-3-5 (N) (Dup CNF-2-4-5), CNF-2-7-5 (W)
						CNF-2-11-5 (S), CNF-2-14-5 (E)
					6	
Wood (hog fuel)					7	CNF-2-2-7 (N), CNF-2-6-7 (W)
						CNF-2-10-7 (S), CNF-2-12-7 (E)
					8	
					9	
					10	CNF-2-1-10 (bottom center)
					11	
					12	
					13	
					14	
					15	

Brown AND Caldwell

Location of Test Pit

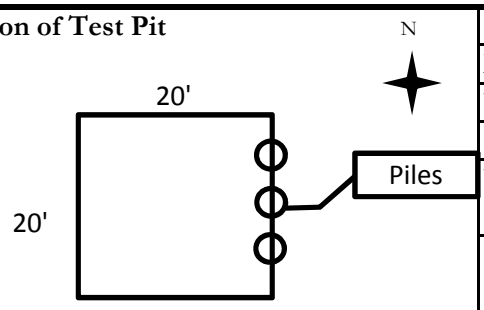

Client:	City of Olympia
Location:	HOCM
Project Name:	Parcel 4 and 5
Contractor:	Cecanti
Purpose:	Expanded Excavation of hot spot DP-21
Sampling/Screening:	PID Screening, Samples for As, Pb, Cu, Ni
Start Date/Time:	01/21/2011, 10:00
End Date/Time:	01/21/2011, 13:00

Site Conditions: Temperature in the 40s, cloudy, light rain, bare soil at ground surface

North	East	South	West	Notes	Depth	Sample Information
Well-graded sand and gravel (SW-GW)					1	
						CNF-2-3a-1.75 (E) (Dup)
					2	CNF-2-2a-1.75 (N), CNF-2-1a-2 (W)
					3	
					4	
Silt (ML)					5	CNF-2-6a-5(N), CNF-2-8a-5(W), CNF-2-10a-5(E)
					6	
					7	
Wood (hog fuel)					8	
					9	CNF-2-5a-9 (N), CNF-2-7a-9 (W)
						CNF-2-9a-9.5 (E)
					10	CNF-2-4a-10 (bottom center)
					11	
					12	
					13	
					14	
					15	

Brown AND Caldwell

Appendix I: Site Photos

Use of contents on this sheet is subject to the limitations specified at the beginning of this document.



Parcel 4 Site Prep, looking South



Parcel 4 Softscape area excavation and liner placement, looking west.



Parcel 4 utility trenching, looking southwest.



Parcel 4 Softscape area excavation and liner placement, looking west.



Parcel 4 stockpile containment, looking east.



Parcel 4 backfilling softscape area, looking southeast



Parcel 4 softscape area excavation, looking east



Parcel 4 softscape area excavation, looking southeast

CNF-3/3A Excavation, looking south





CNF-3 Excavation, looking east

CNF-4 Excavation, looking south





CNF-4 Excavation, looking down at west edge



Wood pole in CNF3A south end



Parcel 4 softscape area excavation, looking southeast



Parcel 4 liner placement, looking north



Parcel 4 softscape area excavation, looking southeast



Parcel 4 liner placement, looking north



Parcel 4 softscape area excavation, looking east



Parcel 4 softscape area backfill, looking east



Parcel 4 softscape area further delineation looking east

Parcel 4 softscape area backfill, looking northwest





Softscape area, looking east